

FCC UNII REPORT

Certification

Applicant Name: SAMSUNG Electronics Co., Ltd.	Date of Issue: May 16, 2023
Address: 129, Samsung-ro, Yeongtong-gu, Suwon-si, Gyeonggi-do, 16677, Rep. of Korea	Test Site/Location: 74, Seoicheon-ro 578 beon-gil, Majang-myeon, Icheon-si, Gyeonggi-do, 17383 KOREA
	Report No.: HCT-RF-2305-FC046

FCC ID:	A3LSMX810
APPLICANT:	SAMSUNG Electronics Co., Ltd.
According to the Evaluation report, all of the data contained herein is reused from the reference FCC ID : A3LSMX818U report.	

Model:	SM-X810
EUT Type:	Tablet
Modulation type	OFDMA,OFDM
FCC Classification:	Unlicensed National Information Infrastructure(NII)
FCC Rule Part(s):	Part 15.407

Engineering Statement:

The measurements shown in this report were made in accordance with the procedures indicated, and the emissions from this equipment were found to be within the limits applicable. I assume full responsibility for the accuracy and completeness of these measurements, and for the qualifications of all persons taking them. It is further stated that upon the basis of the measurements made, the equipment tested is capable of operation in accordance with the requirements of the FCC Rules under normal use and maintenance.

Report No.: HCT-RF-2305-FC046

REVIEWED BY



Report prepared by : Sang Hoon Lee
Engineer of Telecommunication Testing Center

Report approved by : Jong Seok Lee
Manager of Telecommunication Testing Center

This test results were applied only to the test methods required by the standard.

This laboratory is not accredited for the test results marked *.

The above Test Report is the accredited test result by (KS Q) ISO/IEC 17025 and KOLAS(Korea Laboratory Accreditation Scheme), which signed the ILAC-MRA. (HCT Accreditation No.: KT197)

* The report shall not be reproduced except in full(only partly) without approval of the laboratory.

Version

TEST REPORT NO.	DATE	DESCRIPTION
HCT-RF-2305-FC046	May 16, 2023	- First Approval Report

Table of Contents

REVIEWED BY	2
1. GENERAL INFORMATION	6
EUT DESCRIPTION	6
ANTENNA CONFIGURATIONS	7
2. MAXIMUM OUTPUT POWER.....	9
3. TEST METHODOLOGY	11
EUT CONFIGURATION	11
EUT EXERCISE	11
GENERAL TEST PROCEDURES	11
DESCRIPTION OF TEST MODES	11
4. INSTRUMENT CALIBRATION.....	12
5. FACILITIES AND ACCREDITATIONS	12
5.1 FACILITIES	12
5.2 EQUIPMENT	12
6. ANTENNA REQUIREMENTS	12
7. MEASUREMENT UNCERTAINTY	13
8. DESCRIPTION OF TESTS.....	14
9. SUMMARY OF TEST RESULTS	32
10. TEST RESULT	33
10.1 DUTY CYCLE.....	33
10.2 26 dB BANDWIDTH& 99% BANDWIDTH	34
10.2.1 Ant1.....	34
10.2.2 Ant2.....	44
10.3 6 dB BANDWIDTH	54
10.3.1 Ant1.....	54
10.3.2 Ant2.....	57
10.4 OUTPUT POWER MEASUREMENT	60
10.4.1 Ant 1.....	60
10.4.2 Ant 2.....	66
10.4.3 MIMO(Ant 1 + Ant 2)	72
10.5 POWER SPECTRAL DENSITY	78
10.5.1 Ant 1.....	78
10.5.2 Ant 2.....	84
10.5.3 MIMO(Ant 1 +Ant 2)	90
10.6 STRADDLE CHANNEL	96
10.6.1 26 dB Bandwidth	96
10.6.1.1 Ant1	96
10.6.1.2 Ant2	99
10.6.2 6 dB Bandwidth	102
10.6.2.1 Ant1	102
10.6.2.2 Ant2	105
10.6.3 Output Power.....	108
10.6.3.1 Ant1	108
10.6.3.2 Ant2	111
10.6.4 Power Spectral Density	114
10.6.4.1 Ant1	114
10.6.4.2 Ant2	117
10.7 RADIATED SPURIOUS EMISSIONS (9 kHz – 1 GHz).....	120
10.8 RADIATED SPURIOUS EMISSIONS (Above 1 GHz)	121
10.8.1 802.11ax(HE20)	121
10.8.2 802.11ax(HE40)	145
10.8.3 802.11ax(HE80)	151

10.8.4 802.11ax(HE160)	1 5 5
10.9 RADIATED RESTRICTED BAND EDGE	1 5 8
10.9.1 MIMO.....	1 5 8
11. LIST OF TESTEQUIPMENT	2 3 7
12. ANNEX A_ TEST SETUP PHOTO	2 3 9

1. GENERAL INFORMATION

EUT DESCRIPTION

Model	SM-X810	
Additional Model	-	
EUT Type	Tablet	
Power Supply	DC 3.88 V	
Modulation Type	OFDMA, OFDM	
Frequency Range (MHz)	U-NII-1	20 MHz BW : 5180 - 5240 40 MHz BW : 5190 - 5230 80 MHz BW : 5210 160 MHz BW : 5250
	U-NII-2A	20 MHz BW : 5260 - 5320 40 MHz BW : 5270 - 5310 80 MHz BW : 5290 160 MHz BW : 5250
	U-NII-2C	20 MHz BW : 5500 - 5720 40 MHz BW : 5510 - 5710 80 MHz BW : 5530 - 5690 160 MHz BW : 5570
	U-NII-3	20 MHz BW : 5745 - 5825 40 MHz BW : 5755 - 5795 80 MHz BW : 5775 160 MHz BW : 5815
	U-NII-4	20 MHz BW : 5845 - 5885 40 MHz BW : 5835 - 5875 80 MHz BW : 5855 160 MHz BW : 5815
Straddle channel	Supported	
TDWR Band	Supported	
Dynamic Frequency Selection	Slave without radar detection	
Date(s) of Tests	March 13, 2023 ~ May 09, 2023	
Serial number	Radiated: R32W2003HYN Conducted: R32W2003J8B	

ANTENNA CONFIGURATIONS

1. Antenna configuration

Configurations	SISO		MIMO	
	Ant.1	Ant.2	CDD	SDM
802.11ax (HE20/40/80/160)	X	X	O	O

Note:

- (1) O = Support, X = Not Support
- (2) SISO = Single Input Single Output
- (3) SDM = Spatial Diversity Multiplexing
- (4) CDD = Cyclic Delay Diversity

2.This device supports simultaneous transmission operation, which allows for two channels to operate independent of one another in the 2.4 GHz and 5 GHz or 6 GHz bands simultaneously on each antenna.

RSDB Scenario	2.4 GHz	2.4 GHz	5 GHz	5 GHz	6 GHz	6 GHz	Bluetooth Ant.1	Bluetooth Ant.2	Test Case
	WiFi Ant.1	WiFi Ant.2	WiFi Ant.1	WiFi Ant.2	WiFi Ant.1	WiFi Ant.2			
2.4 GHz WiFi MIMO + 6 GHz WiFi MIMO	on	on			on	on			Scenario 1
2.4 GHz WiFi MIMO + 5 GHz WiFi MIMO	on	on	on	on					Scenario 2
Bluetooth ANT.1 + 2.4 GHz WiFi ANT.2 + 5 GHz WiFi MIMO		on	on	on			on		Scenario 3
Bluetooth ANT.1 + 2.4 GHz WiFi ANT.2 + 6 GHz WiFi MIMO		on			on	on	on		

3. Directional Gain Calculation

According to KDB 662911 D01 Multiple Transmitter Output v02r01 F) 2) f) (ii)

Directional gain =

$$DirectionalGain = 10 \cdot \log \left[\frac{\sum_{j=1}^{N_{SS}} \left\{ \sum_{k=1}^{N_{ANT}} g_{j,k} \right\}^2}{N_{ANT}} \right]$$

Band	Ant Gain (dBi)		N _{ANT} / N _{SS}	Directional Gain (dBi)
	ANT1	ANT2		CDD
UNII 1	-4.90	-7.20	2 / 2	-2.96
UNII 2A	-5.00	-7.70	2 / 2	-3.24
UNII 2C	-4.90	-8.00	2 / 2	-3.30
UNII 3	-5.30	-7.80	2 / 2	-3.45
UNII 4	-5.60	-7.90	2 / 2	-3.66

Note

According to Ansi C63.10-2013 section 14.4.3, the directional gain is calculated using the formula, where GN is the gain of the nth antenna and NANT is the total number of antennas used.

$$Directional\ Gain = 10 \cdot \log \left(\frac{10^{(ANT1\ Gain/20)} + 10^{(ANT2\ Gain/20)}}{2} \right) \text{ dBi}$$

Sample Calculation (Conducted Power, MIMO):

Ex) Ant 1 : 11.58 dBm Ant 2 : 12.08 dBm

$$Ant1 + Ant 2 = MIMO$$

$$(11.58\ \text{dBm} + 12.08\ \text{dBm}) = (14.387\ \text{mW} + 16.143\ \text{mW}) = 30.53\ \text{mW} = 14.88\ \text{dBm}$$

Sample Calculation (E.I.R.P & E.I.R.P Spectral Density, MIMO):

Ex) ANT1 : 15.35 dBm , ANT2 : 15.12 dBm, Directional Gain : 3 dBi

$$Conducted\ Power = (15.35\ \text{dBm} + 15.12\ \text{dBm}) = (34.276\ \text{mW} + 32.508\ \text{mW}) = 66.784\ \text{mW} = 18.25\ \text{dBm}$$

$$E.I.R.P = 18.25\ \text{dBm} + 3\ \text{dBi} = 21.25\ \text{dBm}$$

2. MAXIMUM OUTPUT POWER

The transmitter has a maximum total conducted average output power as follows:

Band	Mode	MIMO	
		(Ant 1 + Ant 2) Power	
		(dBm)	(W)
UNII1	802.11ax (HE20)	19.41	0.087
	802.11ax (HE40)	19.42	0.088
	802.11ax (HE80)	17.58	0.057
UNII2A	802.11ax (HE20)	19.36	0.086
	802.11ax (HE40)	19.36	0.086
	802.11ax (HE80)	17.44	0.055
UNII2C	802.11ax (HE20)	19.45	0.088
	802.11ax (HE40)	19.55	0.090
	802.11ax (HE80)	18.66	0.073
UNII3	802.11ax (HE20)	19.62	0.092
	802.11ax (HE40)	19.62	0.092
	802.11ax (HE80)	18.42	0.070
UNII4	802.11ax (HE20)	19.36	0.086
	802.11ax (HE40)	19.40	0.087
	802.11ax (HE80)	18.36	0.069
UNII 1&2A	802.11ax (HE160)	16.54	0.045
UNII 2A&2C	802.11ax (HE160)	16.96	0.050
UNII 4	802.11ax (HE160)	16.64	0.046

Band	Mode	MIMO	
		(Ant 1 + Ant 2) EIRP Power	
		(dBm)	(W)
UNII4	802.11ax (HE20)	15.70	0.037
	802.11ax (HE40)	15.73	0.037
	802.11ax (HE80)	14.70	0.029
UNII 4	802.11ax (HE160)	12.98	0.020

3. TEST METHODOLOGY

The measurement procedure described in FCC KDB 789033 D02 General UNII Test Procedures New Rules v02r01 dated December 14, 2017 entitled "Guidelines for Compliance Testing of Unlicensed National Information Infrastructure (U-NII) Devices Part15, Subpart E" and ANSI C63.10(Version : 2013) 'the American National Standard of Procedures for Compliance Testing of Unlicensed Wireless Devices' were used in the measurement. Additionally, for U-NII-4 band, use the following measurement procedure KDB 291074 D02 EMC Measurement v01

EUT CONFIGURATION

The EUT configuration for testing is installed on RF field strength measurement to meet the Commissions requirement and operating in a manner that intends to maximize its emission characteristics in a continuous normal application.

EUT EXERCISE

The EUT was operated in the engineering mode to fix the Tx frequency that was for the purpose of the measurements. According to its specifications, the EUT must comply with the requirements of the Section 15.207, 15.209 and 15.407 under the FCC Rules Part 15 Subpart E.

GENERAL TEST PROCEDURES

Conducted Emissions

The EUT is placed on the turntable, which is 0.8 m above ground plane. According to the requirements in Section 6.2 of ANSI C63.10. (Version :2013) Conducted emissions from the EUT measured in the frequency range between 0.15 MHz and 30MHz using CISPR Quasi-peak and average detector modes.

Radiated Emissions

The EUT is placed on a turn table, which is 0.8 m above ground plane below 1 GHz. Above 1 GHz with 1.5m using absorbers between the EUT and receive antenna. The turntable shall rotate 360 degrees to determine the position of maximum emission level. EUT is set 3 m away from the receiving antenna, which varied from 1 m to 4 m to find out the highest emission. And also, each emission was to be maximized by changing the polarization of receiving antenna both horizontal and vertical. In order to find out the max. emission, the relative positions of this hand-held transmitter (EUT) was rotated through three orthogonal axes according to the requirements in Section 6.6.5 of ANSI C63.10. (Version: 2013)

DESCRIPTION OF TEST MODES

The EUT has been tested under operating condition. Test program used to control the EUT for staying in continuous transmitting and receiving mode is programmed.

4. INSTRUMENT CALIBRATION

The measuring equipment, which was utilized in performing the tests documented herein, has been calibrated in accordance with the manufacturer's recommendations for utilizing calibration equipment's, which is traceable to recognized national standards.

Especially, all antenna for measurement is calibrated in accordance with the requirements of C63.5 (Version : 2017).

5. FACILITIES AND ACCREDITATIONS

5.1 FACILITIES

The SAC(Semi-Anechoic Chamber) and conducted measurement facility used to collect the radiated data are located at the 74, Seoicheon-ro 578beon-gil, Majang-myeon, Icheon-si, Gyeonggi-do, 17383, Rep. of KOREA. The site is constructed in conformance with the requirements of ANSI C63.4. (Version :2014) and CISPR Publication 22. Detailed description of test facility was submitted to the Commission and accepted dated April 02, 2018 (Registration Number: KR0032).

5.2 EQUIPMENT

Radiated emissions are measured with one or more of the following types of Linearly polarized antennas: tuned dipole, bi-conical, log periodic, bi-log, and/or ridged waveguide, horn. Spectrum analyzers with pre-selectors and quasi-peak detectors are used to perform radiated measurements.

Conducted emissions are measured with Line Impedance Stabilization Networks and EMI Test Receivers. Calibrated wideband preamplifiers, coaxial cables, and coaxial attenuators are also used for making measurements.

All receiving equipment conforms to CISPR Publication 16-1, "Radio Interference Measuring Apparatus and Measurement Methods."

6. ANTENNA REQUIREMENTS

According to FCC 47 CFR §15.203, §15.407:

"An intentional radiator antenna shall be designed to ensure that no antenna other than that furnished by the responsible party can be used with the device. The use of a permanently attached antenna or of an antenna that uses a unique coupling to the intentional radiator shall be considered sufficient to comply with the provisions of this section."

- (1) The antennas of this E.U.T are permanently attached.
- (2) The E.U.T Complies with the requirement of §15.203, §15.407

7. MEASUREMENT UNCERTAINTY

The measurement uncertainties shown below were calculated in accordance with the requirements of ANSI C63.10-2013.

All measurement uncertainty values are shown with a coverage factor of $k = 2$ to indicate a 95 % level of confidence.

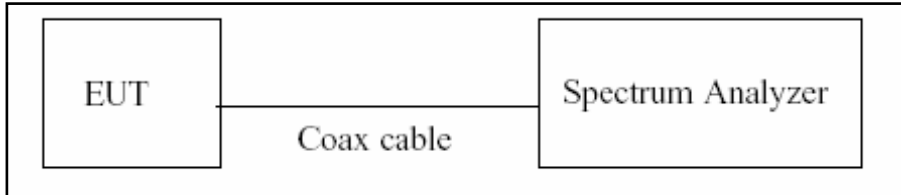
The measurement data shown herein meets or exceeds the U_{CISPR} measurement uncertainty values specified in CISPR 16-4-2 and, thus, can be compared directly to specified limits to determine compliance.

Parameter	Expanded Uncertainty (dB)
Conducted Disturbance (150 kHz ~ 30 MHz)	1.90 (Confidence level about 95 %, $k=2$)
Radiated Disturbance (9 kHz ~ 30 MHz)	4.14 (Confidence level about 95 %, $k=2$)
Radiated Disturbance (30 MHz ~ 1 GHz)	5.82 (Confidence level about 95 %, $k=2$)
Radiated Disturbance (1 GHz ~ 18 GHz)	5.74 (Confidence level about 95 %, $k=2$)
Radiated Disturbance (18 GHz ~ 40 GHz)	5.76 (Confidence level about 95 %, $k=2$)
Radiated Disturbance (Above 40 GHz)	5.52 (Confidence level about 95 %, $k=2$)

8. DESCRIPTION OF TESTS

8.1. Duty Cycle

Test Configuration



Test Procedure

The transmitter output is connected to the Spectrum Analyzer.

We tested according to Procedure B.2 in KDB 789033 D02 v02r01.

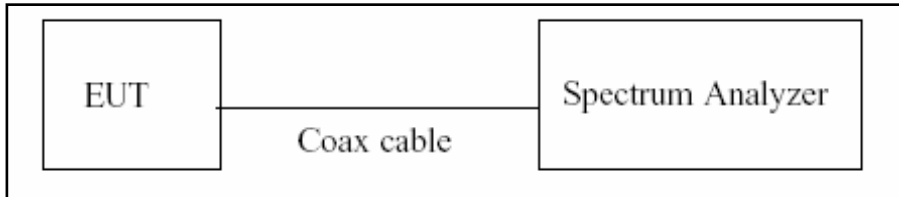
1. RBW = 8 MHz (the largest available value)
2. VBW = 8 MHz (\geq RBW)
3. SPAN = 0 Hz
4. Detector = Peak
5. Number of points in sweep > 100
6. Trace mode = Clear write
7. Measure T_{total} and T_{on}
8. Calculate Duty Cycle = T_{on} / T_{total} and Duty Cycle Factor = $10\log(1/Duty\ Cycle)$

8.2. 6 dB Bandwidth & 26 dB Bandwidth

Limit

Within the 5.725-5.85 GHz(NII-3) &5.85-5.925 GHz(NII-4) band, the minimum 6 dB bandwidth of U-NII devices shall be at least 500 kHz.

Test Configuration



Test Procedure(26 dB Bandwidth)

The transmitter output is connected to the Spectrum Analyzer.

We tested according to Procedure C.1 in KDB 789033 D02 v02r01.

1. RBW = approximately 1 % of the emission bandwidth
2. VBW > RBW
3. Detector = Peak
4. Trace mode = Max Hold
5. Measure the maximum width of the emission that is 26 dB down from the maximum of the emission. Compare this with the RBW setting of the analyzer. Readjust RBW and repeat measurement as needed until the RBW/EBW ratio is approximately 1 %.

Test Procedure (6 dB Bandwidth)

The transmitter output is connected to the Spectrum Analyzer.

We tested according to Procedure C.2 in KDB 789033 D02 v02r01.

1. RBW = 100 kHz
2. VBW \geq 3 x RBW
3. Detector = Peak
4. Trace mode = Max Hold
5. Allow the trace to stabilize
6. Measure the maximum width of the emission that is constrained by the frequencies associated with the two outermost amplitude points(upper and lower frequencies) that are attenuated by 6 dB relative to the maximum level measured in the fundamental emission.

Note:

1. We tested X dB bandwidth using the automatic bandwidth measurement capability of a spectrum analyzer.
2. DFS test channels should be defined. So, We performed the OBW test to prove that no part of the fundamental emissions of any channels belong to UNII1 and UNII3 band for DFS.
3. The 26 dB bandwidth is used to determine the conducted power limits.

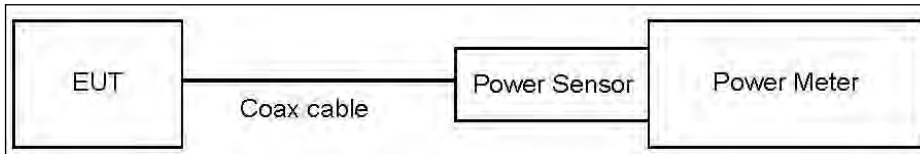
8.3. Output Power Measurement

Limit

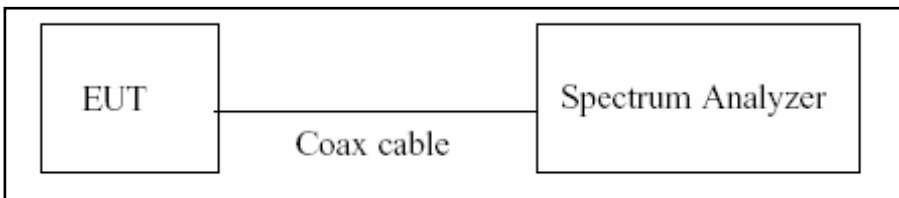
Band	Limit
UNII 1	- Master : Not exceed 1 W(=30 dBm) - Slave : Not exceed 250 mW(=23.98 dBm)
UNII 2A, 2C	Not exceed the lesser of 250 mW or 11 dBm + 10 log B, (where B is the 26 dB emission bandwidth in megahertz.)
UNII 3	Not exceed 1 W(=30 dBm)
UNII 4	EIRP 30 dBm

Test Configuration

Power Meter



Spectrum Analyzer(Only Straddle Channel)



Test Procedure(Power Meter)

We tested according to Procedure E.3.a in KDB 789033 D02 v02r01.

1. Measure the duty cycle.
2. Measure the average power of the transmitter. This measurement is an average over both the on and off periods of the transmitter.
3. Add 10 log (1/x), where x is the duty cycle, to the measured power in order to compute the average power during the actual transmission times.

Test Procedure(Spectrum Analyzer)

The transmitter output is connected to the Spectrum Analyzer.

We use the spectrum analyzer’s integrated band power measurement function.

We tested according to Procedure E.2.d) in KDB 789033 D02 v02r01.

1. Measure the duty cycle.
2. Set span to encompass the 26 dB EBW of the signal.
3. RBW = 1 MHz.
4. VBW ≥ 3 MHz.
5. Number of points in sweep ≥ 2 x span/RBW.
6. Sweep time = auto.
7. Detector = RMS.
8. Do not use sweep triggering. Allow the sweep to “free run”.
9. Trace average at least 100 traces in power averaging(RMS) mode
10. Integrated bandwidth = OBW
11. Add $10\log(1/x)$, where x is the duty cycle, to the measured power in order to compute the average power during the actual transmission times.

Sample Calculation

Total Power(dBm) = Measured Value(dBm) + ATT loss(dB) + Cable loss(dB) + Duty Cycle Factor(dB)

Note

1. Spectrum Measured Values are not plot data.

The power results in plot is already including the actual values of loss for the attenuator and cable combination.

2. Spectrum offset

Attenuator loss(20 dB) + Cable loss + EUT Cable loss

3. Actual value of loss for the attenuator and cable combination is below table.

Band	Loss(dB)
UNII 1	21.40
UNII 2A	21.40
UNII 2C	21.40
UNII 3&4	21.40

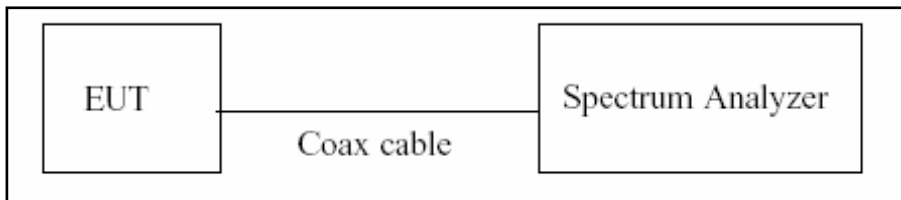
(Actual value of loss for the attenuator and cable combination)

8.4. Power Spectral Density

Limit

Band	Limit
UNII 1	11 dBm/MHz
UNII 2A, 2C	11 dBm/MHz
UNII 3	30 dBm/500 kHz
UNII 4	EIRP 14 dBm/MHz

Test Configuration



Test Procedure

We tested according to Procedure F in KDB 789033 D02 v02r01.

1. Set span to encompass the entire emission bandwidth(EBW) of the signal.
2. RBW = 1 MHz(510 kHz for UNII 3)
3. VBW ≥ 3 MHz
4. Number of points in sweep ≥ 2 x span/RBW.
5. Sweep time = auto.
6. Detector = RMS(i.e., power averaging), if available. Otherwise, use sample detector mode.
7. Do not use sweep triggering. Allow the sweep to “free run”.
8. Trace average at least 100 traces in power averaging(RMS) mode
9. Use the peak search function on the spectrum analyzer to find the peak of the spectrum.
10. If Method SA-2 was used, add $10 \log(1/x)$, where x is the duty cycle, to the peak of the spectrum.

Sample Calculation

Total PSD(dBm) = Measured Value(dBm) + ATT loss(dB) + Cable loss(dB) + Duty Cycle Factor(dB)

Note

1. Spectrum Measured Values are not plot data.

The PSD results in plot is already including the actual values of loss for the attenuator and cable combination.

2. Spectrum offset

Attenuator loss(20 dB) + Cable loss + EUT Cable loss

3. Actual value of loss for the attenuator and cable combination is below table.

Band	Loss(dB)
UNII 1	21.40
UNII 2A	21.40
UNII 2C	21.40
UNII 3&4	21.40

(Actual value of loss for the attenuator and cable combination)

8.5. AC Power line Conducted Emissions

Limit

For an intentional radiator that is designed to be connected to the public utility (AC) power line, the radio frequency voltage that is conducted back onto the AC power line on any frequency or frequencies, within the band 150 kHz to 30 MHz, shall not exceed the limits in the following table, as measured using a 50 μ H/50 ohms line impedance stabilization network (LISN).

Frequency Range (MHz)	Limits (dB μ V)	
	Quasi-peak	Average
0.15 to 0.50	66 to 56 ^(a)	56 to 46 ^(a)
0.50 to 5	56	46
5 to 30	60	50

^(a)Decreases with the logarithm of the frequency.

Compliance with this provision shall be based on the measurement of the radio frequency voltage between each power line (LINE and NEUTRAL) and ground at the power terminals.

Test Configuration

See test photographs attached in Annex A for the actual connections between EUT and support equipment.

Test Procedure

1. The EUT is placed on a wooden table 80 cm above the reference ground plane.
2. The EUT is connected via LISN to a test power supply.
3. The measurement results are obtained as described below:
4. Detectors : Quasi Peak and Average Detector.

Sample Calculation

Quasi-peak(Final Result) = Measured Value + Correction Factor

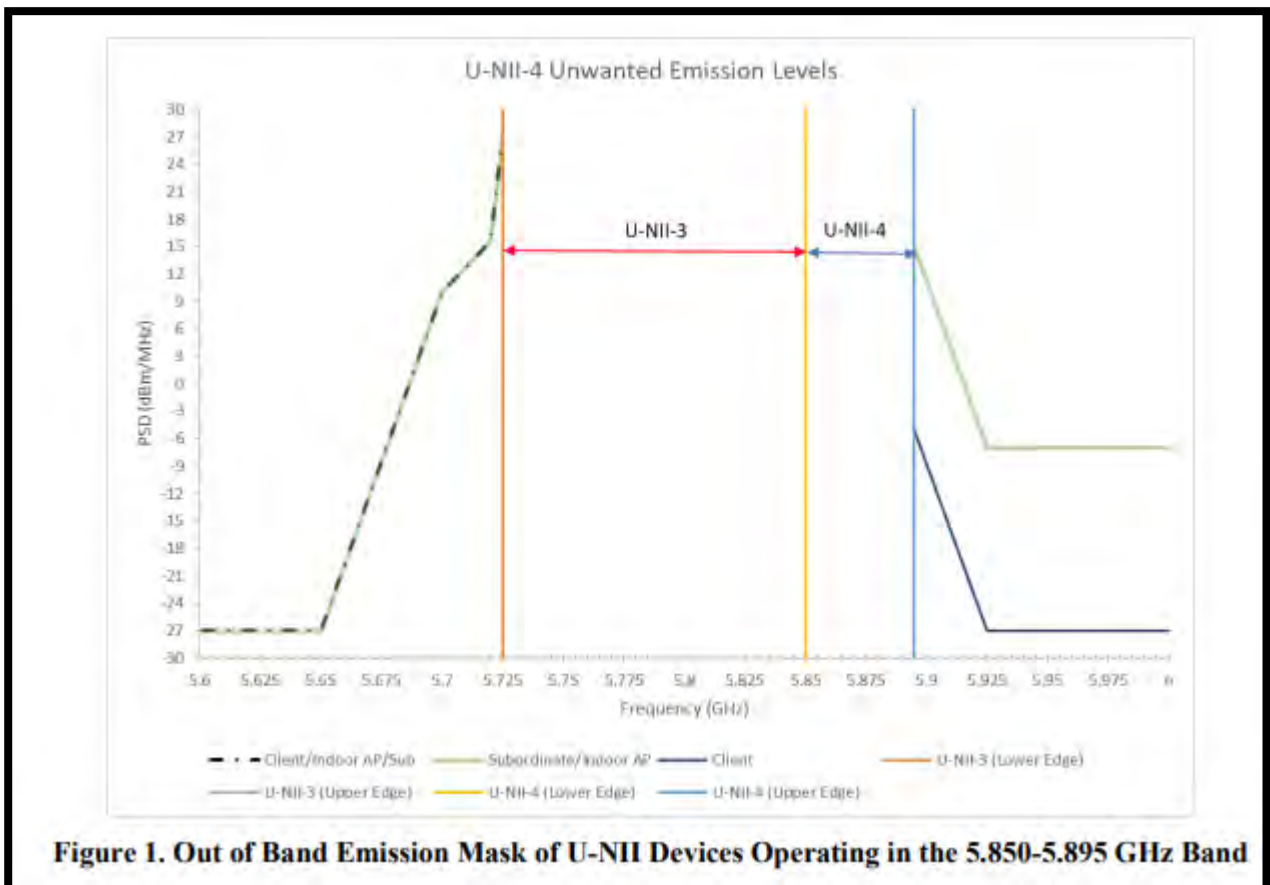
8.6. Radiated Test

Limit

1. UNII 1: All emissions outside of the 5.15-5.35 GHz band shall not exceed an EIRP of -27 dBm/MHz.
2. UNII 2A, 2C: All emissions outside of the 5.47-5.725 GHz band shall not exceed an EIRP of -27 dBm/MHz.
3. UNII 3: All emissions shall be limited to a level of -27 dBm/MHz at 75 MHz or more above or below the band edge increasing linearly to 10 dBm/MHz at 25 MHz above or below the band edge, and from 25 MHz above or below the band edge increasing linearly to a level of 15.6 dBm/MHz at 5 MHz above or below the band edge, and from 5 MHz above or below the band edge increasing linearly to a level of 27 dBm/MHz at the band edge.
4. UNII 4: [Low Channel O.O.B.E] measured with an Peak detector
For a client device or indoor access point or subordinate device, all emissions below 5.725 GHz shall not exceed an e.i.r.p. of -27 dBm/MHz at 5.65 GHz increasing linearly to 10 dBm/MHz at 5.7 GHz, and from 5.7 GHz increasing linearly to a level of 15.6 dBm/MHz at 5.72 GHz, and from 5.72 GHz increasing linearly to a level of 27 dBm/MHz at 5.725 GHz.

[High Channel O.O.B.E] measured with an RMS detector

For a client device, all emissions at or above 5.895 GHz shall not exceed an e.i.r.p. of -5 dBm/MHz and shall decrease linearly to an e.i.r.p. of -27 dBm/MHz at or above 5.925 GHz.

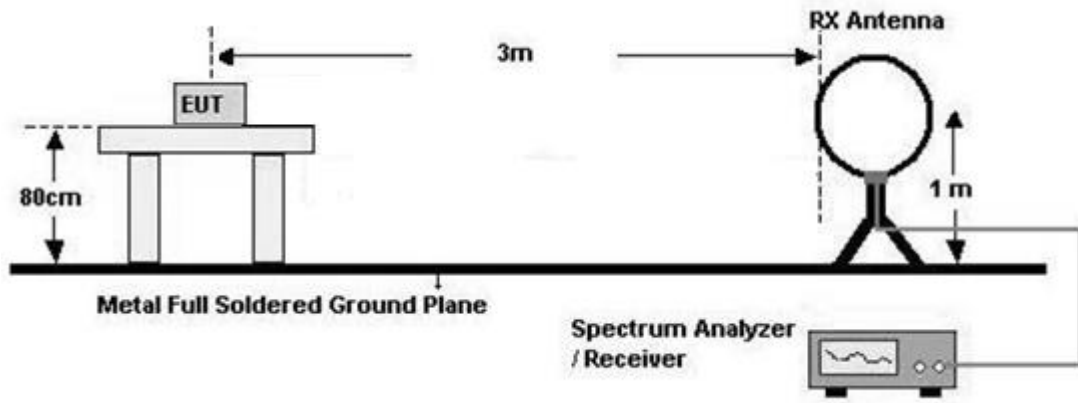


5. All out of band emissions appearing in a restricted band as specified in Section 15.205 of the Title 47 CFR must not exceed the limits shown in Section 15.209.

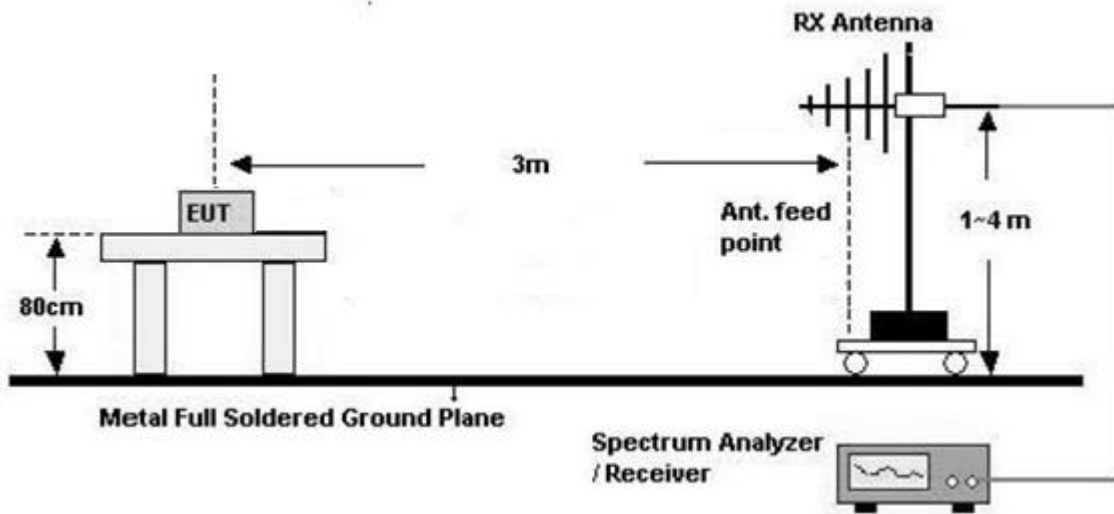
Frequency (MHz)	Field Strength ($\mu\text{V}/\text{m}$)	Measurement Distance (m)
0.009 – 0.490	2400/F(kHz)	300
0.490 – 1.705	24000/F(kHz)	30
1.705 – 30	30	30
30-88	100	3
88-216	150	3
216-960	200	3
Above 960	500	3

Test Configuration

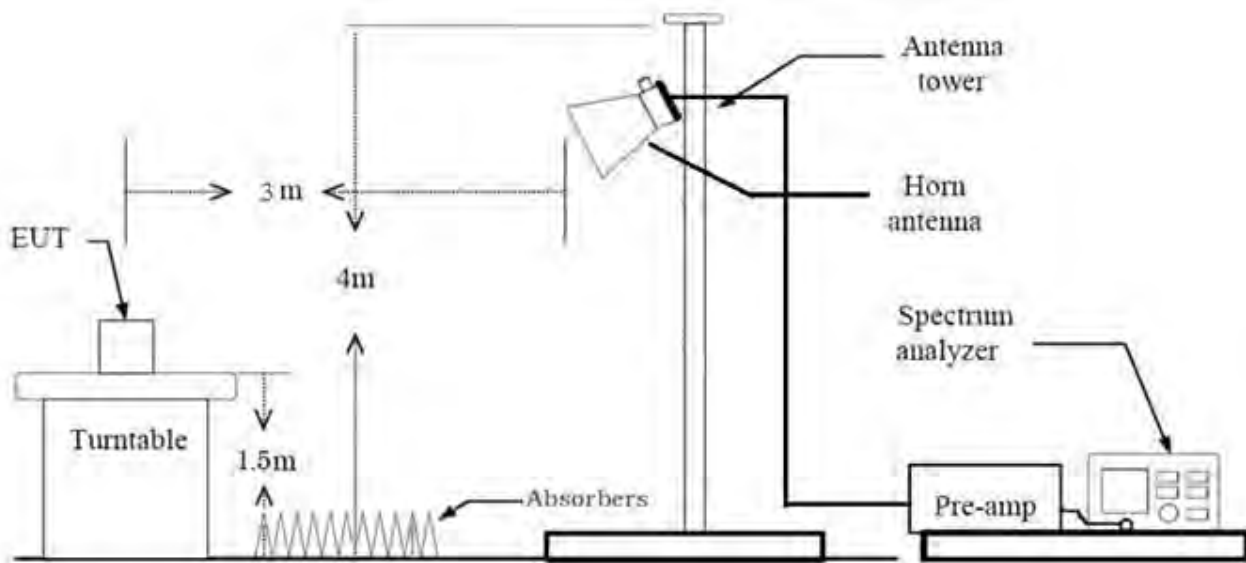
Below 30 MHz



30 MHz - 1 GHz



Above 1 GHz

**Test Procedure of Radiated spurious emissions(Below30 MHz)**

1. The EUT was placed on a non-conductive table located on semi-anechoic chamber.
2. The loop antenna was placed at a location 3 m from the EUT
3. The EUT is placed on a turntable, which is 0.8m above ground plane.
4. We have done x, y, z planes in EUT and horizontal and vertical polarization and Parallel to the ground plane in detecting antenna.
5. The turntable shall be rotated for 360 degrees to determine the position of maximum emission level.
6. Distance Correction Factor(0.009 MHz – 0.490 MHz) = $40\log(3\text{ m}/300\text{ m}) = -80\text{ dB}$
Measurement Distance : 3 m
7. Distance Correction Factor(0.490 MHz – 30 MHz) = $40\log(3\text{ m}/30\text{ m}) = -40\text{ dB}$
Measurement Distance : 3 m
8. Spectrum Setting
 - Frequency Range = 9 kHz ~ 30 MHz
 - Detector = Peak
 - Trace = Max Hold
 - RBW = 9 kHz
 - VBW $\geq 3 \times$ RBW
9. Total = Measured Value + Antenna Factor(A.F) + Cable Loss(C.L) + Distance Factor(D.F)
10. Measurement value only up to 6 maximum emissions noted, or would be lesser if no specific emissions from the EUT are recorded (ie: margin > 20 dB from the applicable limit) and considered that's already beyond the background noise floor.

KDB 414788 OFS and Chamber Correlation Justification

Base on FCC 15.31 (f) (2): measurements may be performed at a distance closer than that specified in the regulations; however, an attempt should be made to avoid making measurements in the near field.

OFS and chamber correlation testing had been performed and chamber measured test result is the worst case test result.

Test Procedure of Radiated spurious emissions(Below 1 GHz)

1. The EUT was placed on a non-conductive table located on semi-anechoic chamber.
2. The EUT is placed on a turntable, which is 0.8m above ground plane.
3. The Hybrid antenna was placed at a location 3 m from the EUT, which is varied from 1 m to 4 m to find out the highest emissions.
4. We have done x, y, z planes in EUT and horizontal and vertical polarization in detecting antenna.
5. The turntable shall be rotated for 360 degrees to determine the position of maximum emission level.
6. Spectrum Setting
 - (1) Measurement Type(Peak):
 - Measured Frequency Range : 30 MHz – 1 GHz
 - Detector = Peak
 - Trace = Max Hold
 - RBW = 100 kHz
 - VBW \geq 3 x RBW
 - (2) Measurement Type(Quasi-peak):
 - Measured Frequency Range : 30 MHz – 1 GHz
 - Detector = Quasi-Peak
 - RBW = 120 kHz
- ※ In general, (1) is used mainly
- 7.Total = Measured Value + Antenna Factor(A.F) + Cable Loss(C.L)
8. Measurement value only up to 6 maximum emissions noted, or would be lesser if no specific emissions from the EUT are recorded (ie: margin > 20 dB from the applicable limit) and considered that's already beyond the background noise floor.

Test Procedure of Radiated spurious emissions (Above 1 GHz)

1. The EUT is placed on a turntable, which is 1.5 m above ground plane.
2. We have done x, y, z planes in EUT and horizontal and vertical polarization in detecting antenna.
3. The turntable shall be rotated for 360 degrees to determine the position of maximum emission level.
4. EUT is set 3 m away from the receiving antenna, which is varied from 1 m to 4 m to find out the highest emissions.
5. Maximum procedure was performed on the six highest emissions to ensure EUT compliance.
6. Each emission was to be maximized by changing the polarization of receiving antenna both horizontal and vertical.
7. The unit was tested with its standard battery.
8. Spectrum Setting

(1) Measurement Type (Peak, G.5 in KDB 789033 v02r01):

- RBW = 1 MHz
- VBW \geq 3 MHz
- Detector = Peak
- Sweep Time = auto
- Trace mode = Max Hold
- Allow sweeps to continue until the trace stabilizes.

Note that if the transmission is not continuous, the time required for the trace to stabilize will increase by a factor of approximately $1/x$, where x is the duty cycle.

(2) Measurement Type (Average, G.6.d in KDB 789033 v02r01):

- RBW = 1 MHz
- VBW(Duty cycle \geq 98 percent) = VBW \leq RBW/100(i.e., 10 kHz) but not less than 10 Hz.
- VBW(Duty cycle is < 98 percent) = VBW \geq $1/T$, where T is the minimum transmission duration.
- The analyzer is set to linear detector mode.
- Detector = Peak.
- Sweep time = auto.
- Trace mode = Max Hold.
- Allow Max Hold to run for at least 50 traces if the transmitted signal is continuous or has at least 98 percent duty cycle. For lower duty cycles, increase the minimum number of traces by a factor of $1/x$, where x is the duty cycle.

9. Measurement value only up to 6 maximum emissions noted, or would be lesser if no specific emissions from the EUT are recorded (ie: margin > 20 dB from the applicable limit) and considered that's already beyond the background noise floor
10. Measuring frequencies from 1 GHz to the 10th harmonic of highest fundamental frequency
11. Distance extrapolation factor = $20\log(\text{test distance} / \text{specific distance})$ (dB)
12. Total = Measured Value + Antenna Factor(A.F) + Cable Loss(C.L) - Amp Gain(A.G)
+ Distance Factor(D.F)

Test Procedure of Radiated Restricted Band Edge

1. The EUT is placed on a turntable, which is 1.5 m above ground plane.
2. We have done x, y, z planes in EUT and horizontal and vertical polarization in detecting antenna.
3. The turntable shall be rotated for 360 degrees to determine the position of maximum emission level.
4. EUT is set 3 m away from the receiving antenna, which is varied from 1 m to 4 m to find out the highest emissions.
5. Maximum procedure was performed on the six highest emissions to ensure EUT compliance.
6. Each emission was to be maximized by changing the polarization of receiving antenna both horizontal and vertical.
7. The unit was tested with its standard battery.
8. Spectrum Setting

(1) Measurement Type(Peak, G.5 in KDB 789033 v02r01):

- RBW = 1 MHz
- VBW \geq 3 MHz
- Detector = Peak
- Sweep Time = auto
- Trace mode = Max Hold
- Allow sweeps to continue until the trace stabilizes.

Note that if the transmission is not continuous, the time required for the trace to stabilize will increase by a factor of approximately $1/x$, where x is the duty cycle.

(2) Measurement Type(Average, G.6.d in KDB 789033 v02r01):

- RBW = 1 MHz
- VBW(Duty cycle \geq 98 percent) = $VBW \leq RBW/100$ (i.e., 10 kHz) but not less than 10 Hz.
- VBW(Duty cycle is < 98 percent) = $VBW \geq 1/T$, where T is the minimum transmission duration.
- The analyzer is set to linear detector mode.
- Detector = Peak.
- Sweep time = auto.
- Trace mode = Max Hold.
- Allow Max Hold to run for at least 50 traces if the transmitted signal is continuous or has at least 98 percent duty cycle. For lower duty cycles, increase the minimum number of traces by a factor of $1/x$, where x is the duty cycle.

9. Measured Frequency Range :

- 4 500 MHz ~ 5 150 MHz
- 5 350 MHz ~ 5 460 MHz
- 5 460 MHz ~ 5 470 MHz
- (75 MHz or more below the 5 725 MHz) ~ 5 725 MHz
- 5 850 MHz ~ (75 MHz or more above the 5 850 MHz)

10. Distance extrapolation factor = $20\log(\text{test distance} / \text{specific distance})$ (dB)

11. Total = Measured Value + Antenna Factor(A.F) + Cable Loss(C.L) - Amp Gain(A.G) + Attenuator(ATT)
+ Distance Factor(D.F)

The actual setting value of VBW

Test was performed with continuous Tx.(Duty cycle \geq 98% Continuous Signal)

8.7. Test RU offset for Tones

BW (MHz)	Tones (T)	RU offset	Test RU offset		
			Low	Mid	High
20	26	0~8	0	4	8
	52	37~40	37	38	40
	106	53~54	53	-	54
	242	61	-	61	-
40	26	0~17	0	9	17
	52	37~44	37	41	44
	106	53~56	53	54	56
	242	61~62	61	-	62
	484	65	-	65	-
80	26	0~36	0	18	36
	52	37~52	37	45	52
	106	53~60	53	57	60
	242	61~64	61	62	64
	484	65~66	65	-	66
	996	67	-	67	-
160	26	0~36	0	18	36
	52	37~52	37	45	52
	106	53~60	53	57	60
	242	61~64	61	62	64
	484	65~66	65	-	66
	996	67	-	67	-

8.8. Worst case configuration and mode

Conducted test

1. All data rate of operation were investigated and the worst case results are reported.
 - HE20, HE40, HE80, HE160 : MCS0

Radiated test

1. All modes of operation were investigated and the worst case configuration results are reported.
 - Mode : Stand alone, Stand alone + External accessories(Earphone, etc)
 - Worstcase : Stand alone
2. EUT Axis
 - Radiated Spurious Emissions : X
 - Radiated Restricted Band Edge : Z
3. All data rate of operation were investigated and the worst case results are reported.
(Worst case : MCS0)
4. All Antenna of operation were investigated and the worst case results are reported
 - Mode : Ant1+Ant2(SDM), Ant1+Ant2(CDD)
 - Worstcase : Ant1+Ant2(CDD)
5. All position of loop antenna were investigated and the test result is a no critical peak found at all positions.
 - Position : Horizontal, Vertical, Parallel to the ground plane
6. All mode(Tone, RU Offset) of operation were investigated and the worst case configuration results are reported

TEST	ZONE	RU OFFSET
RSE	[HE20] WORST CASE(Spurious emission worst) : 26T, 242T, SU	0, 61
	[HE40] WORST CASE(Spurious emission worst) : SU	-
	[HE80] WORST CASE(Spurious emission worst) : SU	-
	[HE160] WORST CASE(Spurious emission worst) : SU	-
Band-Edge (UNII1,2A,2C)	[HE20] : 242T,SU	61
	[HE40] : 484T,SU	65
	[HE80] : 996T,SU	67
	[HE160] : 996T(80L&80U), 996T*2, SU	67, 68
	[HE20] ADDITIONAL TONE : 26T, 52T,106T [HE40] ADDITIONAL TONE : 26T, 52T, 106T, 242T [HE80] ADDITIONAL TONE : 26T, 52T, 106T, 242T, 484T [HE 160] ADDITIONAL TONE: 26T, 52T, 106T, 242T, 484T	[HE20] Low Edge: 0, 37, 53 High Edge: 8, 40, 54 [HE40] Low Edge: 0, 37, 53, 61 High Edge: 17, 44, 56, 62 [HE80] Low Edge: 0, 37, 53, 61, 65 High Edge: 36, 52, 60, 64, 66 [HE160] Low Edge: 0, 37, 53, 61, 65 High Edge: 36, 52, 60, 64, 66
Band-Edge (Straddle, UNII3)	[HE 20] Worst case: 242T,SU	61
	[HE 40] Worst case: 484T,SU	65
	[HE 80] Worst case : 996T,SU	67
Band-Edge (UNII4)	[HE 20] Worst case: 242T,SU	61
	[HE 40] Worst case : 484T,SU	65
	[HE 80] Worst case: 996T,SU	67
	[HE 160] High Edge Worst case : 52T(80U), 996T(80U), 996T*2, SU	52, 67, 68
	[HE 160] Low Edge Worst case : 26T(80U), 52T(80U), 106T(80U), 996T*2, SU	36, 52, 60, 68

Radiated test(RSDB)

1. RSDB Data refer to [DTS], [UNII], [UNII 6e], [BT] Test Report.

AC Power line Conducted Emissions

1. Please refer to the [UNII] Test Report.

9. SUMMARY OF TEST RESULTS

Test Description	FCC Part Section(s)	Test Limit	Test Condition	Test Result
26 dB Bandwidth	§15.407 (for Power Measurement)	N/A		PASS
6 dB Bandwidth	§15.407(e)	>500 kHz (5725-5850 MHz)(UNII-3) (5850-5895 MHz)(UNII-4)		PASS
Maximum Conducted Output Power	§15.407(a)(1),(2),(3)	< 250 mW(5150-5250 MHz) < 250 mW or 11+10log ₁₀ (BW) dBm (5250-5350 MHz) < 250 mW or 11+10log ₁₀ (BW) dBm (5470-5725 MHz) <1 W (5725-5850 MHz)	Conducted	PASS
Maximum EIRP Output Power	§15.407(a)(1)(3)(iii)	< EIRP 30dBm (5850-5925 MHz)		
Maximum Power Spectral Density	§15.407(a)(1),(2),(3)	<11 dBm/ MHz (5150-5250 MHz) <11 dBm/ MHz (5250-5350 MHz) <11 dBm/ MHz (5470-5725 MHz) <30 dBm/500 kHz(5725-5850 MHz) < EIRP 14 dBm/MHz(5850-5925 MHz)		PASS
AC Conducted Emissions 150 kHz-30 MHz	15.207 15.407(b)(8)	<FCC 15.207 limits		PASS (Note1)
Undesirable Emissions	§15.407(b) (1),(2),(3),(4) §15.407(b)(5)(ii),(iii)	<-27 dBm/MHz EIRP (UNII1, 2A, 2C) cf. Section 8.6 (UNII 3&4)		PASS
General Field Strength Limits(Restricted Bands and Radiated Emission Limits)	15.205, 15.407(b)(9),(10)	Emissions in restricted bands must meet the radiated limits detailed in 15.209	Radiated	PASS

Note1:

1. Please refer to the [UNII] Test Report.

10. TEST RESULT**10.1 DUTY CYCLE**

Mode	Tone	Worst Data rate (Mbps)	T _{on} (ms)	T _{total} (ms)	Duty Cycle	Duty Cycle Factor (dB)
802.11ax	-	-	-	-	-	-

Note:

1. Test was performed with continuous Tx.(Duty cycle \geq 98% Continuous Signal)

10.2 26 dB BANDWIDTH& 99% BANDWIDTH

10.2.1 Ant1

Straddle channel data in the table below are for reporting purposes only.

Straddle channel data were added in section 10.6.1.

802.11ax(HE20)

HE20	Frequency [MHz]	Channel No.	RU Index	26 dB BW (MHz)				
				26 T	52 T	106 T	242 T	SU
UNII 1	5180	36	Low	20.67	21.21	21.65	-	-
			Mid	18.87	19.53	-	23.02	21.19
			High	20.86	19.98	21.10	-	-
	5200	40	Low	20.78	21.11	21.76	-	-
			Mid	18.91	19.08	-	22.58	20.98
			High	20.72	20.41	21.05	-	-
	5240	48	Low	20.59	21.18	21.23	-	-
			Mid	18.84	19.19	-	22.25	20.84
			High	20.86	20.56	21.02	-	-
UNII 2A	5260	52	Low	20.96	20.94	21.50	-	-
			Mid	18.53	17.91	-	22.65	20.95
			High	20.56	20.63	21.33	-	-
	5280	56	Low	20.73	21.03	21.69	-	-
			Mid	18.93	19.30	-	22.54	21.19
			High	20.59	20.59	21.82	-	-
	5320	64	Low	20.34	20.24	20.65	-	-
			Mid	18.88	19.22	-	22.45	21.31
			High	20.42	20.73	21.53	-	-
UNII 2C	5500	100	Low	20.65	20.75	21.71	-	-
			Mid	18.87	19.30	-	22.56	21.13
			High	20.73	20.55	21.22	-	-
	5580	116	Low	20.72	20.93	21.70	-	-
			Mid	18.96	18.92	-	22.37	20.89
			High	20.81	20.42	21.09	-	-
	5720	144	Low	20.67	21.03	21.30	-	-
			Mid	18.95	19.22	-	22.81	21.01
			High	20.75	20.71	21.10	-	-

HE20	Frequency [MHz]	Channel No.	RU Index	26 dB BW (MHz)				
				26 T	52 T	106 T	242 T	SU
UNII 3	5745	149	Low	20.75	20.98	21.34	-	-
			Mid	19.06	18.91	-	22.40	21.14
			High	20.64	20.02	21.04	-	-
	5785	157	Low	20.87	21.13	21.65	-	-
			Mid	18.57	19.32	-	22.73	20.95
			High	20.79	20.29	21.12	-	-
	5825	165	Low	20.65	20.97	21.72	-	-
			Mid	18.72	18.84	-	22.68	20.83
			High	20.83	20.56	21.10	-	-
UNII 4	5845	169	Low	19.90	21.05	21.36	-	-
			Mid	18.34	19.37	-	22.91	21.03
			High	20.63	20.54	21.74	-	-
	5865	173	Low	20.53	21.07	21.63	-	-
			Mid	18.99	19.29	-	22.87	20.85
			High	20.48	20.62	21.33	-	-
	5885	177	Low	20.43	21.07	21.58	-	-
			Mid	18.57	19.14	-	22.48	20.86
			High	20.13	20.41	21.07	-	-

802.11ax(HE40)

HE40	Frequency [MHz]	Channel No.	RU Index	26 dB BW (MHz)					
				26 T	52 T	106 T	242 T	484 T	SU
UNII 1	5190	38	Low	40.00	40.89	41.14	43.70	-	-
			Mid	37.96	38.26	38.92	-	44.87	40.82
			High	40.51	40.70	42.08	41.58	-	-
	5230	46	Low	40.48	41.02	41.12	43.01	-	-
			Mid	38.20	38.36	39.42	-	44.64	40.86
			High	40.16	40.87	41.44	41.92	-	-
UNII 2A	5270	54	Low	40.26	41.03	41.35	43.15	-	-
			Mid	37.93	38.03	39.44	-	45.16	40.64
			High	40.41	40.82	42.13	41.82	-	-
	5310	62	Low	40.20	40.85	41.00	43.41	-	-
			Mid	38.15	38.33	38.83	-	44.73	40.57
			High	39.92	40.89	41.73	42.17	-	-
UNII 2C	5510	102	Low	40.46	40.66	41.59	43.38	-	-
			Mid	38.14	37.54	39.43	-	44.40	40.48
			High	40.41	40.62	41.93	41.74	-	-
	5550	110	Low	40.43	40.91	41.21	42.21	-	-
			Mid	38.13	38.14	39.27	-	44.88	40.87
			High	40.29	40.72	41.77	42.21	-	-
	5710	142	Low	40.39	40.96	41.14	43.23	-	-
			Mid	38.14	37.08	39.06	-	45.00	41.18
			High	40.54	40.88	42.12	42.04	-	-
UNII 3	5755	151	Low	40.79	40.95	41.39	42.91	-	-
			Mid	38.08	38.38	39.17	-	44.75	40.62
			High	40.16	40.70	41.63	42.14	-	-
	5795	159	Low	40.34	40.89	41.48	43.53	-	-
			Mid	38.15	38.19	38.56	-	45.17	40.51
			High	40.24	40.96	41.44	42.34	-	-
UNII 4	5835	167	Low	40.52	40.46	41.18	43.54	-	-
			Mid	38.05	38.21	39.30	-	45.10	40.58
			High	40.06	40.78	41.76	42.12	-	-
	5875	175	Low	40.35	40.75	41.40	44.02	-	-
			Mid	38.15	38.17	39.21	-	44.79	40.49
			High	40.35	40.80	40.98	41.66	-	-

802.11ax(HE80)

HE80	Freq. [MHz]	Channel No.	RU Index	26 dB BW (MHz)						
				26 T	52 T	106 T	242 T	484 T	996 T	SU
UNII 1	5210	42	Low	80.87	82.88	83.96	84.77	87.05	-	-
			Mid	78.24	78.44	79.73	81.14	-	87.25	81.89
			High	81.13	82.84	83.00	85.48	84.87	-	-
UNII 2A	5290	58	Low	82.49	83.71	84.15	84.20	86.56	-	-
			Mid	78.48	78.82	78.91	81.33	-	88.25	81.95
			High	82.46	82.73	82.29	82.73	85.33	-	-
UNII 2C	5530	106	Low	80.63	82.57	83.83	83.79	84.67	-	-
			Mid	78.34	78.63	76.32	81.16	-	88.59	82.49
			High	82.08	82.93	83.00	86.09	84.25	-	-
	5610	122	Low	82.18	83.85	84.40	84.23	87.23	-	-
			Mid	78.53	78.56	79.73	80.66	-	88.15	81.98
			High	81.67	82.45	83.81	85.37	85.52	-	-
	5690	138	Low	82.12	83.54	84.56	84.31	86.93	-	-
			Mid	78.24	78.46	79.01	80.51	-	88.52	81.82
			High	81.23	81.90	82.72	84.44	84.29	-	-
UNII 3	5775	155	Low	81.81	82.80	83.29	85.38	87.24	-	-
			Mid	78.39	78.48	80.35	80.75	-	88.56	82.27
			High	80.64	82.90	82.85	84.32	85.32	-	-
UNII 4	5855	171	Low	81.99	82.63	84.56	83.51	87.22	-	-
			Mid	78.20	78.52	79.69	79.96	-	87.73	82.06
			High	81.87	83.17	82.98	84.51	84.07	-	-

802.11ax(HE160)

HE160_80L	Frequency [MHz]	Channel No.	RU Index	26dB BW (MHz)						
				26 T	52 T	106 T	242 T	484 T	996 T	SU
UNII 1&2A	5250	50	Low	162.7	163.9	165.6	166.5	173.8	-	-
			Mid	157.4	158.3	159.0	160.2	-	164.7	-
			High	156.3	158.9	158.1	159.7	160.7	-	-
UNII 2A-2C	5570	114	Low	164.1	164.5	165.1	165.9	167.3	-	-
			Mid	154.5	158.6	158.4	160.0	-	167.5	-
			High	157.6	157.8	159.3	159.7	159.9	-	-
UNII 3&4	5815	163	Low	153.1	164.6	166.0	164.6	166.6	-	-
			Mid	158.7	157.1	159.5	159.4	-	166.4	-
			High	157.9	158.3	159.1	153.6	162.1	-	-

HE160_80U	Frequency [MHz]	Channel No.	RU Index	26dB BW (MHz)						
				26 T	52 T	106 T	242 T	484 T	996 T	SU
UNII 1&2A	5250	50	Low	157.2	158.4	159.4	159.9	161.4	-	-
			Mid	158.2	158.0	159.4	158.6	-	164.5	-
			High	162.6	165.0	165.1	164.5	165.4	-	-
UNII 2A-2C	5570	114	Low	157.5	158.4	156.8	160.0	161.7	-	-
			Mid	157.0	158.0	158.9	158.9	-	166.2	-
			High	162.7	164.4	164.7	163.8	164.0	-	-
UNII 3&4	5815	163	Low	158.2	158.4	158.5	160.0	161.1	-	-
			Mid	157.9	158.2	159.6	159.2	-	167.2	-
			High	161.0	164.2	164.6	164.7	164.0	-	-

HE160_SU	Frequency [MHz]	Channel No.	26dB BW (MHz)	
			996 * 2 T	SU
UNII 1&2A	5250	50	164.5	164.4
UNII 2A-2C	5570	114	165.0	164.8
UNII 3&4	5815	163	165.8	163.7

99% BANDWIDTH

802.11ax(HE20)

HE20	Frequency [MHz]	Channel No.	RU Index	99% BANDWIDTH (MHz)				
				26 T	52 T	106 T	242 T	SU
UNII 1	5180	36	Low	18.601	18.239	18.041	-	-
			Mid	17.327	16.759	-	19.099	18.947
			High	18.609	18.249	18.182	-	-
	5200	40	Low	18.575	18.379	18.401	-	-
			Mid	17.260	17.229	-	19.122	18.933
			High	18.562	18.368	18.371	-	-
	5240	48	Low	18.595	18.228	18.319	-	-
			Mid	17.215	16.265	-	19.089	18.918
			High	18.720	18.301	18.308	-	-
UNII 2A	5260	52	Low	18.606	17.984	18.109	-	-
			Mid	17.207	16.809	-	19.094	18.927
			High	18.542	18.074	18.378	-	-
	5280	56	Low	18.626	18.394	18.299	-	-
			Mid	17.330	17.261	-	19.079	18.957
			High	18.676	18.321	18.419	-	-
	5320	64	Low	18.458	18.397	18.288	-	-
			Mid	17.260	17.252	-	19.121	18.919
			High	18.585	18.238	18.274	-	-
UNII 2C	5500	100	Low	18.619	18.264	18.202	-	-
			Mid	17.337	16.999	-	19.108	18.919
			High	18.536	18.148	18.388	-	-
	5580	116	Low	18.602	18.269	17.957	-	-
			Mid	17.290	17.272	-	19.095	18.910
			High	18.559	18.231	18.378	-	-
	5720	144	Low	18.456	18.202	18.333	-	-
			Mid	17.334	17.227	-	19.104	18.930
			High	18.582	18.167	18.407	-	-
UNII 3	5745	149	Low	18.596	18.326	18.330	-	-
			Mid	17.341	16.899	-	19.143	18.946
			High	18.708	18.260	18.392	-	-

HE20	Frequency [MHz]	Channel No.	RU Index	99% BANDWIDTH (MHz)				
				26 T	52 T	106 T	242 T	SU
	5785	157	Low	18.596	18.427	18.089	-	-
			Mid	17.173	16.871	-	19.098	18.950
			High	18.725	17.775	18.322	-	-
	5825	165	Low	18.602	17.723	18.297	-	-
			Mid	17.372	16.811	-	19.105	18.938
			High	18.659	18.133	18.383	-	-
UNII 4	5845	169	Low	18.376	18.231	18.214	-	-
			Mid	17.320	17.274	-	19.122	18.927
			High	18.436	18.292	18.446	-	-
	5865	173	Low	18.581	18.327	18.296	-	-
			Mid	17.389	16.918	-	19.114	18.932
			High	18.688	18.196	18.331	-	-
	5885	177	Low	18.506	18.452	18.232	-	-
			Mid	17.093	17.307	-	19.103	18.922
			High	18.506	18.025	18.174	-	-

802.11ax(HE40)

HE40	Frequency [MHz]	Channel No.	RU Index	99% BANDWIDTH(MHz)					
				26 T	52 T	106 T	242 T	484 T	SU
UNII 1	5190	38	Low	38.203	37.561	37.485	37.402	-	-
			Mid	36.055	36.098	36.500	-	38.047	37.777
			High	38.221	37.750	37.385	37.502	-	-
	5230	46	Low	38.135	37.819	37.318	37.037	-	-
			Mid	36.235	36.261	36.224	-	38.010	37.792
			High	37.916	37.892	37.283	37.359	-	-
UNII 2A	5270	54	Low	38.221	37.781	37.464	37.570	-	-
			Mid	35.741	36.141	35.943	-	38.058	37.732
			High	38.309	37.866	37.487	37.445	-	-
	5310	62	Low	38.143	37.898	37.383	37.511	-	-
			Mid	36.232	36.092	36.513	-	38.038	37.681
			High	37.856	37.928	37.606	37.523	-	-
UNII 2C	5510	102	Low	38.125	37.666	37.429	37.574	-	-
			Mid	36.297	35.720	36.052	-	38.046	37.698
			High	37.900	37.915	37.591	37.391	-	-
	5550	110	Low	38.108	37.754	37.178	37.442	-	-
			Mid	36.134	36.299	35.783	-	38.030	37.762
			High	38.259	37.584	37.642	37.469	-	-
	5710	142	Low	38.027	37.889	37.348	37.401	-	-
			Mid	36.203	35.214	36.285	-	38.031	37.737
			High	38.163	37.791	36.866	37.399	-	-
UNII 3	5755	151	Low	38.278	37.578	37.509	37.371	-	-
			Mid	36.195	36.284	36.356	-	38.025	37.731
			High	38.180	37.773	37.687	37.042	-	-
	5795	159	Low	38.200	37.600	37.335	37.502	-	-
			Mid	36.125	36.021	36.372	-	38.012	37.719
			High	38.164	37.765	37.634	37.328	-	-
UNII 4	5835	167	Low	38.028	37.311	37.550	36.976	-	-
			Mid	36.135	35.930	36.298	-	38.024	37.771
			High	37.990	37.794	37.571	37.464	-	-
	5875	175	Low	38.108	37.807	37.394	37.494	-	-
			Mid	36.214	36.291	36.476	-	38.051	37.741
			High	38.129	37.748	37.337	37.409	-	-

802.11ax(HE80)

HE80	Freq. [MHz]	Channel No.	RU Index	99% BANDWIDTH (MHz)						
				26 T	52 T	106 T	242 T	484 T	996 T	SU
UNII 1	5210	42	Low	78.671	78.161	77.931	77.164	76.959	-	-
			Mid	74.882	74.843	75.244	75.111	-	77.851	77.174
			High	78.502	77.864	77.321	77.324	76.723	-	-
UNII 2A	5290	58	Low	79.193	78.383	77.833	77.042	77.112	-	-
			Mid	75.056	74.911	75.343	74.571	-	77.746	77.287
			High	78.859	78.114	77.250	76.749	76.337	-	-
UNII 2C	5530	106	Low	76.870	78.135	77.862	77.172	76.699	-	-
			Mid	74.932	75.031	72.334	75.491	-	77.783	77.146
			High	78.993	77.997	77.303	76.976	76.472	-	-
	5610	122	Low	78.708	78.355	77.805	77.066	76.527	-	-
			Mid	75.292	75.070	74.974	75.182	-	77.729	77.248
			High	78.513	78.026	77.554	77.228	76.604	-	-
	5690	138	Low	78.886	78.276	77.637	77.240	77.092	-	-
			Mid	75.332	74.835	74.855	75.364	-	77.802	77.236
			High	78.337	77.689	77.395	77.428	76.563	-	-
UNII 3	5775	155	Low	78.874	78.487	77.369	77.340	77.215	-	-
			Mid	75.263	74.937	75.159	75.227	-	77.817	77.180
			High	78.400	78.102	76.498	76.880	76.600	-	-
UNII 4	5855	171	Low	78.722	78.182	77.933	77.087	77.171	-	-
			Mid	75.125	75.328	75.233	74.231	-	77.770	77.318
			High	78.632	78.262	77.221	76.675	76.566	-	-

802.11ax(HE160)

HE160_80L	Frequency [MHz]	Channel No.	RU Index	99% BANDWIDTH (MHz)						
				26 T	52 T	106 T	242 T	484 T	996 T	SU
UNII 1&2A	5250	50	Low	157.11	157.22	156.95	156.27	155.41	-	-
			Mid	151.44	148.49	152.27	153.19	-	155.91	-
			High	150.79	153.05	152.69	152.47	152.30	-	-
UNII 2A-2C	5570	114	Low	159.02	158.57	157.62	156.46	155.24	-	-
			Mid	149.69	152.21	152.33	153.10	-	156.22	-
			High	153.24	152.14	152.55	152.85	152.53	-	-
UNII 3&4	5815	163	Low	148.35	158.05	158.04	156.61	155.83	-	-
			Mid	152.99	151.99	152.50	152.24	-	156.56	-
			High	152.93	152.07	153.06	145.90	153.33	-	-

HE160_80U	Frequency [MHz]	Channel No.	RU Index	99% BANDWIDTH (MHz)						
				26 T	52 T	106 T	242 T	484 T	996 T	SU
UNII 1&2A	5250	50	Low	152.24	152.42	153.21	152.21	153.35	-	-
			Mid	152.99	152.35	152.91	146.33	-	155.09	-
			High	159.14	158.38	157.40	157.17	155.37	-	-
UNII 2A-2C	5570	114	Low	152.53	153.07	150.71	152.54	152.79	-	-
			Mid	151.63	151.59	153.05	151.50	-	155.44	-
			High	158.97	158.12	157.31	156.01	156.07	-	-
UNII 3&4	5815	163	Low	152.59	152.81	152.04	152.13	152.08	-	-
			Mid	153.32	152.39	153.33	152.17	-	155.43	-
			High	156.63	158.22	157.24	156.47	155.48	-	-

HE160_SU	Frequency [MHz]	Channel No.	99% BANDWIDTH (MHz)	
			996 * 2 T	SU
UNII 1&2A	5250	50	156.15	156.09
UNII 2A-2C	5570	114	156.07	156.03
UNII 3&4	5815	163	156.36	156.29

10.2.2 Ant2

Straddle channel data in the table below are for reporting purposes only.

Straddle channel data were added in section 10.6.1.

802.11ax(HE20)

HE20	Frequency [MHz]	Channel No.	RU Index	26 dB BW (MHz)				
				26 T	52 T	106 T	242 T	SU
UNII 1	5180	36	Low	20.31	20.24	21.54	-	-
			Mid	18.78	19.31	-	22.41	21.00
			High	20.78	20.62	21.26	-	-
	5200	40	Low	20.04	20.91	21.43	-	-
			Mid	18.86	19.08	-	22.38	21.12
			High	20.19	20.43	21.20	-	-
	5240	48	Low	20.67	20.65	21.78	-	-
			Mid	18.79	18.66	-	22.39	21.16
			High	20.69	20.29	21.02	-	-
UNII 2A	5260	52	Low	20.17	20.82	21.68	-	-
			Mid	18.68	19.40	-	22.51	20.84
			High	20.67	20.15	21.07	-	-
	5280	56	Low	20.57	21.00	21.62	-	-
			Mid	18.64	19.29	-	22.28	20.90
			High	20.81	19.98	21.39	-	-
	5320	64	Low	20.88	21.04	21.45	-	-
			Mid	18.11	19.45	-	22.19	21.02
			High	20.50	20.68	21.00	-	-
UNII 2C	5500	100	Low	20.17	21.04	21.07	-	-
			Mid	18.62	19.21	-	22.46	21.37
			High	20.70	20.55	21.03	-	-
	5580	116	Low	20.48	21.06	21.73	-	-
			Mid	18.09	19.34	-	22.50	20.93
			High	20.87	20.82	21.59	-	-
	5720	144	Low	20.61	21.06	21.40	-	-
			Mid	18.72	18.94	-	22.40	21.09
			High	20.40	20.51	21.07	-	-

HE20	Frequency [MHz]	Channel No.	RU Index	26 dB BW (MHz)				
				26 T	52 T	106 T	242 T	SU
UNII 3	5745	149	Low	20.23	20.82	20.85	-	-
			Mid	18.70	19.29	-	22.55	20.90
			High	20.60	20.21	21.17	-	-
	5785	157	Low	20.55	21.19	21.80	-	-
			Mid	18.27	19.35	-	22.43	20.91
			High	20.70	20.74	21.06	-	-
	5825	165	Low	20.48	21.11	21.61	-	-
			Mid	18.66	19.30	-	22.52	24.79
			High	20.77	20.57	21.31	-	-
UNII 4	5845	169	Low	20.46	21.88	21.87	-	-
			Mid	18.72	19.42	-	22.39	21.69
			High	20.57	20.59	20.95	-	-
	5865	173	Low	19.31	21.19	21.68	-	-
			Mid	18.64	19.46	-	22.59	21.02
			High	20.56	19.84	21.08	-	-
	5885	177	Low	20.73	20.89	21.34	-	-
			Mid	18.61	19.24	-	22.22	21.26
			High	20.76	20.66	20.90	-	-

802.11ax(HE40)

HE40	Frequency [MHz]	Channel No.	RU Index	26 dB BW(MHz)					
				26 T	52 T	106 T	242 T	484 T	SU
UNII 1	5190	38	Low	40.55	41.13	41.37	42.01	-	-
			Mid	38.03	38.24	38.39	-	44.66	41.06
			High	40.02	40.75	41.60	42.39	-	-
	5230	46	Low	40.43	41.17	40.94	42.10	-	-
			Mid	37.87	38.33	38.85	-	44.47	40.78
			High	40.45	41.73	41.63	42.24	-	-
UNII 2A	5270	54	Low	40.49	40.60	41.08	42.84	-	-
			Mid	38.19	38.13	39.55	-	44.76	40.57
			High	39.58	40.81	41.47	42.99	-	-
	5310	62	Low	40.39	40.96	41.24	42.45	-	-
			Mid	37.78	38.05	39.66	-	44.68	40.53
			High	40.44	40.76	41.87	42.63	-	-
UNII 2C	5510	102	Low	40.43	40.59	41.37	42.16	-	-
			Mid	38.06	38.27	39.55	-	44.65	40.58
			High	40.18	40.84	41.79	42.47	-	-
	5550	110	Low	40.33	40.51	41.39	42.69	-	-
			Mid	38.09	37.57	39.32	-	44.62	40.45
			High	40.30	40.66	41.64	41.77	-	-
	5710	142	Low	40.27	40.98	41.50	42.15	-	-
			Mid	38.03	38.20	39.38	-	44.59	40.58
			High	40.34	40.81	42.00	42.83	-	-
UNII 3	5755	151	Low	40.53	40.87	41.56	42.32	-	-
			Mid	38.20	37.86	39.46	-	44.72	40.71
			High	40.27	41.35	41.32	43.06	-	-
	5795	159	Low	40.35	41.05	41.36	42.22	-	-
			Mid	38.09	38.24	39.35	-	44.51	40.70
			High	40.69	41.29	41.56	42.55	-	-
UNII 4	5835	167	Low	40.24	40.58	41.04	41.70	-	-
			Mid	38.03	38.22	39.44	-	44.76	40.71
			High	40.57	40.69	41.69	42.71	-	-
	5875	175	Low	40.30	39.54	41.28	41.96	-	-
			Mid	38.01	37.86	39.17	-	44.60	40.98
			High	40.35	40.90	41.43	42.50	-	-

802.11ax(HE80)

HE80	Freq. [MHz]	Channel No.	RU Index	26 dB BW (MHz)						
				26 T	52 T	106 T	242 T	484 T	996 T	SU
UNII 1	5210	42	Low	81.07	83.87	84.50	83.80	85.54	-	-
			Mid	78.03	78.07	79.67	80.26	-	87.32	82.38
			High	81.06	82.66	82.66	83.12	84.46	-	-
UNII 2A	5290	58	Low	82.16	83.79	82.90	84.31	86.59	-	-
			Mid	78.25	78.23	79.07	80.00	-	88.2	81.93
			High	81.98	82.92	83.33	83.07	83.83	-	-
UNII 2C	5530	106	Low	82.35	82.48	84.16	84.72	87.14	-	-
			Mid	78.39	78.27	79.12	81.01	-	87.70	82.36
			High	80.03	83.91	83.05	82.54	84.22	-	-
	5610	122	Low	81.57	83.38	84.39	84.18	86.60	-	-
			Mid	78.53	78.60	79.51	79.37	-	87.91	82.68
			High	80.68	82.85	82.99	83.91	84.37	-	-
	5690	138	Low	81.80	82.72	83.92	83.25	85.81	-	-
			Mid	78.09	78.21	77.61	80.15	-	87.98	81.80
			High	81.64	83.13	82.88	84.12	84.02	-	-
UNII 3	5775	155	Low	81.43	83.76	83.68	84.29	86.96	-	-
			Mid	78.45	78.15	78.39	80.24	-	88.12	82.58
			High	80.78	82.51	82.94	82.64	85.18	-	-
UNII 4	5855	171	Low	82.02	83.83	84.88	83.41	88.50	-	-
			Mid	78.23	79.09	78.15	80.65	-	87.81	82.41
			High	80.65	83.70	83.06	82.54	85.64	-	-

802.11ax(HE160)

HE160_80L	Frequency [MHz]	Channel No.	RU Index	26dB BW (MHz)						
				26 T	52 T	106 T	242 T	484 T	996 T	SU
UNII 1&2A	5250	50	Low	163.7	164.3	164.7	166.7	168.4	-	-
			Mid	158.4	158.1	159.1	160.0	-	166.4	-
			High	157.7	157.8	159.1	159.9	160.5	-	-
UNII 2A-2C	5570	114	Low	162.2	165.0	164.8	164.9	169.3	-	-
			Mid	156.6	158.8	159.2	157.3	-	163.9	-
			High	157.1	158.2	159.3	160.1	161.6	-	-
UNII 3&4	5815	163	Low	163.4	162.9	163.8	165.0	168.4	-	-
			Mid	152.2	158.4	158.5	159.3	-	167.7	-
			High	156.3	153.1	158.6	156.2	160.9	-	-

HE160_80U	Frequency [MHz]	Channel No.	RU Index	26dB BW (MHz)						
				26 T	52 T	106 T	242 T	484 T	996 T	SU
UNII 1&2A	5250	50	Low	158.1	158.5	156.2	160.1	161.0	-	-
			Mid	157.8	158.0	159.4	159.1	-	163.7	-
			High	163.7	164.2	162.2	164.0	168.5	-	-
UNII 2A-2C	5570	114	Low	156.5	157.9	158.6	160.0	160.3	-	-
			Mid	158.8	157.1	159.4	158.0	-	165.8	-
			High	163.6	163.4	163.9	164.4	166.2	-	-
UNII 3&4	5815	163	Low	157.5	157.3	158.6	159.9	162.0	-	-
			Mid	158.0	152.7	159.1	160.0	-	165.6	-
			High	161.5	163.4	164.2	163.7	168.4	-	-

HE160_SU	Frequency [MHz]	Channel No.	26dB BW (MHz)	
			996 * 2 T	SU
UNII 1&2A	5250	50	164.5	164.3
UNII 2A-2C	5570	114	165.5	164.6
UNII 3&4	5815	163	165.3	164.6

99% BANDWIDTH
802.11ax(HE20)

HE20	Frequency [MHz]	Channel No.	RU Index	99% BANDWIDTH (MHz)				
				26 T	52 T	106 T	242 T	SU
UNII 1	5180	36	Low	18.506	18.288	18.342	-	-
			Mid	17.342	17.315	-	19.099	18.913
			High	18.617	18.322	18.416	-	-
	5200	40	Low	18.424	18.385	18.371	-	-
			Mid	16.785	17.242	-	19.098	18.923
			High	18.654	18.053	18.023	-	-
	5240	48	Low	18.641	18.388	18.406	-	-
			Mid	17.330	17.011	-	19.092	18.951
			High	18.754	18.339	18.405	-	-
UNII 2A	5260	52	Low	18.502	18.317	18.322	-	-
			Mid	16.750	17.109	-	19.091	18.917
			High	18.701	18.270	18.367	-	-
	5280	56	Low	18.533	18.038	18.351	-	-
			Mid	17.170	17.184	-	19.106	18.926
			High	18.341	17.978	17.981	-	-
	5320	64	Low	18.588	18.317	18.373	-	-
			Mid	17.223	17.059	-	19.122	18.919
			High	18.421	18.322	18.389	-	-
UNII 2C	5500	100	Low	18.591	18.379	18.300	-	-
			Mid	16.996	17.104	-	19.096	18.942
			High	18.403	18.323	18.395	-	-
	5580	116	Low	18.461	18.256	18.372	-	-
			Mid	16.746	16.950	-	19.089	18.928
			High	18.205	18.312	18.316	-	-
	5720	144	Low	18.679	18.214	18.138	-	-
			Mid	17.354	17.080	-	19.081	18.950
			High	18.270	18.234	18.386	-	-
UNII 3	5745	149	Low	18.520	18.061	18.234	-	-
			Mid	17.068	16.887	-	19.085	18.936
			High	18.515	18.242	18.366	-	-

HE20	Frequency [MHz]	Channel No.	RU Index	99% BANDWIDTH (MHz)				
				26 T	52 T	106 T	242 T	SU
	5785	157	Low	18.546	18.295	18.277	-	-
			Mid	17.348	16.230	-	19.081	18.915
			High	18.408	18.067	18.164	-	-
	5825	165	Low	18.551	18.383	18.367	-	-
			Mid	17.246	16.616	-	19.100	18.971
			High	18.354	18.163	18.387	-	-
UNII 4	5845	169	Low	18.094	18.308	18.256	-	-
			Mid	17.177	17.178	-	19.103	18.945
			High	18.645	18.367	18.362	-	-
	5865	173	Low	17.783	18.298	18.367	-	-
			Mid	16.985	17.039	-	19.092	18.941
			High	18.457	17.986	18.355	-	-
	5885	177	Low	18.594	18.001	18.201	-	-
			Mid	17.237	17.181	-	19.109	18.951
			High	18.634	18.114	18.097	-	-

802.11ax(HE40)

HE40	Frequency [MHz]	Channel No.	RU Index	99% BANDWIDTH(MHz)					
				26 T	52 T	106 T	242 T	484 T	SU
UNII 1	5190	38	Low	38.310	37.945	37.423	37.373	-	-
			Mid	36.500	36.232	36.263	-	38.040	37.771
			High	37.801	37.740	37.571	37.535	-	-
	5230	46	Low	38.282	35.789	36.709	37.094	-	-
			Mid	36.069	36.355	36.348	-	38.011	37.784
			High	38.023	37.898	37.645	37.470	-	-
UNII 2A	5270	54	Low	38.168	37.862	37.346	37.418	-	-
			Mid	36.265	35.976	36.486	-	38.043	37.752
			High	37.596	37.890	37.244	37.436	-	-
	5310	62	Low	38.118	37.839	37.541	37.364	-	-
			Mid	36.076	36.130	36.548	-	38.045	37.729
			High	38.105	37.779	37.693	37.500	-	-
UNII 2C	5510	102	Low	38.101	37.707	37.501	37.285	-	-
			Mid	36.305	36.355	36.329	-	38.047	37.749
			High	38.294	37.779	37.480	37.503	-	-
	5550	110	Low	37.997	37.750	37.396	37.392	-	-
			Mid	36.408	35.603	36.468	-	38.046	37.726
			High	38.177	37.902	37.634	37.629	-	-
	5710	142	Low	37.962	37.592	37.237	37.420	-	-
			Mid	35.783	36.067	36.305	-	38.031	37.720
			High	38.133	37.872	37.510	37.507	-	-
UNII 3	5755	151	Low	38.132	37.878	37.457	37.306	-	-
			Mid	36.324	35.987	36.424	-	38.037	37.769
			High	38.189	37.874	37.575	37.446	-	-
	5795	159	Low	38.135	37.665	37.248	37.237	-	-
			Mid	36.424	36.242	36.273	-	38.034	37.756
			High	38.187	38.070	37.457	37.317	-	-
UNII 4	5835	167	Low	38.192	37.852	37.422	37.416	-	-
			Mid	36.038	35.865	36.211	-	38.062	37.754
			High	38.248	37.848	37.199	37.510	-	-
	5875	175	Low	38.054	36.766	37.259	37.581	-	-
			Mid	36.403	36.065	36.378	-	38.071	37.721
			High	38.123	37.621	37.594	37.425	-	-

802.11ax(HE80)

HE80	Freq. [MHz]	Channel No.	RU Index	99% BANDWIDTH (MHz)						
				26 T	52 T	106 T	242 T	484 T	996 T	SU
UNII 1	5210	42	Low	78.696	78.117	77.687	76.765	76.991	-	-
			Mid	73.705	74.951	75.135	75.243	-	77.732	77.357
			High	78.290	77.941	77.197	76.556	76.604	-	-
UNII 2A	5290	58	Low	78.862	78.410	77.507	77.080	76.786	-	-
			Mid	75.421	74.781	74.938	75.238	-	77.715	77.392
			High	78.727	77.845	77.334	76.546	76.777	-	-
UNII 2C	5530	106	Low	78.861	76.313	77.905	76.792	77.013	-	-
			Mid	75.259	75.029	74.571	75.232	-	77.767	77.276
			High	78.147	78.101	77.533	77.128	76.619	-	-
	5610	122	Low	77.864	78.068	77.744	77.088	77.017	-	-
			Mid	75.336	74.933	75.180	74.873	-	77.690	77.175
			High	78.317	77.968	77.763	76.990	76.578	-	-
	5690	138	Low	78.634	77.750	77.680	77.159	76.974	-	-
			Mid	74.820	74.677	73.780	75.232	-	77.649	77.090
			High	78.492	78.356	77.468	76.709	76.643	-	-
UNII 3	5775	155	Low	78.666	78.238	77.490	77.007	77.049	-	-
			Mid	75.398	74.803	74.625	75.394	-	77.718	77.322
			High	78.399	77.699	77.348	76.990	76.190	-	-
UNII 4	5855	171	Low	78.806	78.404	77.973	77.214	77.044	-	-
			Mid	75.167	75.337	74.561	75.256	-	77.750	77.291
			High	77.992	78.104	77.399	77.015	76.658	-	-

802.11ax(HE160)

HE160_80L	Frequency [MHz]	Channel No.	RU Index	99% BANDWIDTH (MHz)						
				26 T	52 T	106 T	242 T	484 T	996 T	SU
UNII 1&2A	5250	50	Low	158.02	157.24	157.00	156.20	156.35	-	-
			Mid	153.20	152.44	153.14	153.07	-	156.26	-
			High	152.46	152.09	152.46	152.14	152.08	-	-
UNII 2A-2C	5570	114	Low	157.96	157.56	156.99	155.77	156.04	-	-
			Mid	151.13	152.55	152.21	150.91	-	154.65	-
			High	151.71	150.89	153.46	152.78	153.09	-	-
UNII 3&4	5815	163	Low	158.72	156.49	156.57	157.18	155.98	-	-
			Mid	146.05	152.60	152.35	152.36	-	156.08	-
			High	146.78	147.14	152.50	148.35	152.81	-	-

HE160_80U	Frequency [MHz]	Channel No.	RU Index	99% BANDWIDTH (MHz)						
				26 T	52 T	106 T	242 T	484 T	996 T	SU
UNII 1&2A	5250	50	Low	153.40	152.52	149.29	152.84	152.44	-	-
			Mid	152.94	152.34	153.21	151.28	-	154.64	-
			High	158.78	157.74	155.79	156.06	155.32	-	-
UNII 2A-2C	5570	114	Low	150.88	148.47	152.39	153.29	152.82	-	-
			Mid	153.83	151.76	153.19	150.94	-	154.94	-
			High	159.17	155.77	156.62	156.33	155.92	-	-
UNII 3&4	5815	163	Low	152.84	152.49	153.05	152.43	153.38	-	-
			Mid	152.79	147.52	152.78	152.66	-	155.56	-
			High	158.94	157.49	156.82	156.28	155.46	-	-

HE160_SU	Frequency [MHz]	Channel No.	99% BANDWIDTH (MHz)	
			996 * 2 T	SU
UNII 1&2A	5250	50	156.03	156.10
UNII 2A-2C	5570	114	156.09	156.13
UNII 3&4	5815	163	156.53	156.40

10.3 6 dB BANDWIDTH

10.3.1 Ant1

802.11ax(HE20)

HE20	Frequency [MHz]	Channel No.	RU Index	6 dB BW (MHz)				
				26 T	52 T	106 T	242 T	SU
UNII 3	5745	149	Low	2.117	17.08	18.11	-	-
			Mid	2.727	15.12	-	19.08	18.98
			High	2.097	15.81	17.01	-	-
	5785	157	Low	2.141	17.11	18.11	-	-
			Mid	2.723	15.10	-	19.11	19.02
			High	2.039	17.01	17.17	-	-
	5825	165	Low	2.123	17.09	17.08	-	-
			Mid	2.692	15.11	-	19.08	19.01
			High	2.096	17.09	17.11	-	-
UNII 4	5845	169	Low	2.113	17.11	18.14	-	-
			Mid	2.673	15.13	-	19.09	18.97
			High	2.129	15.85	17.18	-	-
	5865	173	Low	2.119	17.10	18.10	-	-
			Mid	2.656	15.12	-	19.11	18.99
			High	2.092	17.02	17.15	-	-
	5885	177	Low	2.105	15.88	18.11	-	-
			Mid	2.690	15.07	-	19.10	18.99
			High	2.143	17.07	17.14	-	-

Limit : > 0.5 MHz

802.11ax(HE40)

HE40	Frequency [MHz]	Channel No.	RU Index	6 dB BW(MHz)					
				26 T	52 T	106 T	242 T	484 T	SU
UNII 3	5755	151	Low	2.111	4.229	36.66	37.71	-	-
			Mid	2.136	4.133	32.59	-	38.20	38.03
			High	2.156	4.184	36.59	36.94	-	-
	5795	159	Low	2.102	4.203	35.32	37.33	-	-
			Mid	2.144	4.121	35.09	-	38.27	38.09
			High	2.149	4.155	36.59	36.91	-	-
UNII 4	5835	167	Low	2.136	4.174	34.12	36.76	-	-
			Mid	2.151	4.131	32.63	-	38.20	37.99
			High	2.164	4.152	36.60	36.91	-	-
	5875	175	Low	2.176	4.198	36.65	37.70	-	-
			Mid	2.147	4.121	33.88	-	38.16	38.05
			High	2.153	4.158	35.37	36.90	-	-

Limit : > 0.5 MHz

802.11ax(HE80)

HE80	Frequency [MHz]	Channel No.	RU Index	6 dB BW (MHz)						
				26 T	52 T	106 T	242 T	484 T	996 T	SU
UNII 3	5775	155	Low	2.248	4.259	8.428	76.81	77.80	-	-
			Mid	2.835	4.258	8.423	73.92	-	78.22	78.07
			High	2.257	4.323	8.446	76.61	76.73	-	-
UNII 4	5855	171	Low	2.252	4.287	8.432	74.26	77.03	-	-
			Mid	2.828	4.325	8.417	70.11	-	78.20	78.04
			High	2.272	4.311	8.402	72.96	76.85	-	-

Limit : > 0.5 MHz

802.11ax(HE160)

HE160_80L	Frequency [MHz]	Channel No.	RU Index	6dB BW (MHz)						
				26 T	52 T	106 T	242 T	484 T	996 T	SU
UNII 3&4	5815	163	Low	2.404	4.574	8.724	19.24	156.75	-	-
			Mid	3.026	4.573	8.696	19.26	-	157.00	-
			High	2.424	4.523	8.716	19.31	155.09	-	-

HE160_80U	Frequency [MHz]	Channel No.	RU Index	6dB BW (MHz)						
				26 T	52 T	106 T	242 T	484 T	996 T	SU
UNII 3&4	5815	163	Low	2.436	4.594	8.670	19.25	153.85	-	-
			Mid	3.019	4.607	8.659	19.27	-	157.22	-
			High	2.409	4.584	8.659	19.28	155.47	-	-

HE160_SU	Frequency [MHz]	Channel No.	6dB BW (MHz)	
			996 * 2 T	SU
UNII 3&4	5815	163	157.75	157.98

10.3.2 Ant2
802.11ax(HE20)

HE20	Frequency [MHz]	Channel No.	RU Index	6 dB BW (MHz)				
				26 T	52 T	106 T	242 T	SU
UNII 3	5745	149	Low	2.126	17.07	17.16	-	-
			Mid	2.675	13.86	-	19.08	19.01
			High	2.127	15.79	17.17	-	-
	5785	157	Low	2.136	17.10	17.16	-	-
			Mid	2.656	13.79	-	19.09	18.98
			High	2.075	17.07	17.16	-	-
	5825	165	Low	2.137	17.10	17.15	-	-
			Mid	2.689	15.11	-	19.10	18.98
			High	2.097	17.03	17.17	-	-
UNII 4	5845	169	Low	2.153	17.11	18.14	-	-
			Mid	2.666	15.09	-	19.09	19.02
			High	2.145	17.07	17.17	-	-
	5865	173	Low	2.127	17.11	17.12	-	-
			Mid	2.652	15.08	-	19.09	18.93
			High	2.126	17.01	15.93	-	-
	5885	177	Low	2.117	17.11	18.16	-	-
			Mid	2.668	12.95	-	19.09	19.01
			High	2.081	17.07	17.17	-	-

Limit : > 0.5 MHz

802.11ax(HE40)

HE40	Frequency [MHz]	Channel No.	RU Index	6 dB BW(MHz)					
				26 T	52 T	106 T	242 T	484 T	SU
UNII 3	5755	151	Low	2.127	4.210	36.62	37.33	-	-
			Mid	2.172	4.125	32.52	-	38.30	38.12
			High	2.133	4.143	35.39	36.69	-	-
	5795	159	Low	2.120	4.191	35.36	37.72	-	-
			Mid	2.088	4.157	35.10	-	38.24	38.00
			High	2.176	4.131	36.49	36.75	-	-
UNII 4	5835	167	Low	2.142	4.181	35.38	37.69	-	-
			Mid	2.124	4.125	31.37	-	38.34	38.08
			High	2.119	4.170	36.63	36.77	-	-
	5875	175	Low	2.192	4.228	35.32	37.70	-	-
			Mid	2.145	4.139	33.78	-	38.23	38.11
			High	2.165	4.124	36.57	36.76	-	-

Limit : > 0.5 MHz

802.11ax(HE80)

HE80	Frequency [MHz]	Channel No.	RU Index	6 dB BW (MHz)						
				26 T	52 T	106 T	242 T	484 T	996 T	SU
UNII 3	5775	155	Low	2.246	4.318	8.469	75.52	76.96	-	-
			Mid	2.810	4.287	8.413	75.10	-	78.21	78.02
			High	2.278	4.224	8.393	76.84	76.84	-	-
UNII 4	5855	171	Low	2.252	4.272	8.456	76.81	77.95	-	-
			Mid	2.799	4.285	8.436	72.73	-	78.28	78.08
			High	2.254	4.251	8.451	76.76	76.68	-	-

Limit : > 0.5 MHz

802.11ax(HE160)

HE160_80L	Frequency [MHz]	Channel No.	RU Index	6dB BW (MHz)						
				26 T	52 T	106 T	242 T	484 T	996 T	SU
UNII 3&4	5815	163	Low	2.442	4.575	8.710	19.21	156.72	-	-
			Mid	2.977	4.560	8.641	19.27	-	156.91	-
			High	2.451	4.561	8.695	19.28	155.07	-	-

HE160_80U	Frequency [MHz]	Channel No.	RU Index	6dB BW (MHz)						
				26 T	52 T	106 T	242 T	484 T	996 T	SU
UNII 3&4	5815	163	Low	2.421	4.563	8.696	19.28	155.13	-	-
			Mid	2.990	4.527	8.683	19.24	-	157.32	-
			High	2.447	4.581	8.582	19.29	155.48	-	-

HE160_SU	Frequency [MHz]	Channel No.	6dB BW (MHz)	
			996 * 2 T	SU
UNII 3&4	5815	163	158.00	157.95

10.4 OUTPUT POWER MEASUREMENT

Straddle channel data in the table below are for reporting purposes only.

Straddle channel data were added in section 10.6.3.

10.4.1 Ant 1

HE20		Frequency [MHz]	Channel No.	RU Index	Max. Average Power (dBm)				
					26 T	52 T	106 T	242 T	SU
Max Output Power (dBm)	UNII 1	5180	36	Low	6.56	9.25	10.18	-	-
				Mid	6.09	9.06	-	13.60	16.26
				High	6.51	9.25	10.16	-	-
		5200	40	Low	6.49	9.23	10.17	-	-
				Mid	6.17	9.09	-	13.59	16.24
				High	6.52	9.26	10.18	-	-
		5240	48	Low	6.68	9.34	10.25	-	-
				Mid	6.23	9.11	-	13.61	16.35
				High	6.54	9.27	10.16	-	-
	UNII 2a	5260	52	Low	6.86	9.36	10.31	-	-
				Mid	6.35	9.13	-	13.82	16.23
				High	6.69	9.22	10.19	-	-
		5280	56	Low	6.53	9.11	9.99	-	-
				Mid	6.07	8.94	-	13.55	16.12
				High	6.46	9.13	9.96	-	-
		5320	64	Low	6.50	9.14	9.98	-	-
				Mid	6.07	8.90	-	13.55	16.11
				High	6.43	9.10	9.96	-	-
	UNII 2c	5500	100	Low	6.51	9.16	10.18	-	-
				Mid	6.11	8.99	-	12.53	16.27
				High	6.53	9.22	10.21	-	-
		5580	116	Low	6.59	9.22	10.62	-	-
				Mid	6.20	9.04	-	13.68	16.30
				High	6.62	9.38	10.63	-	-
		5720	144	Low	6.95	9.69	10.66	-	-
				Mid	6.48	9.47	-	13.78	16.37
				High	6.80	9.61	10.54	-	-
	UNII 3	5745	149	Low	6.62	9.37	10.33	-	-
				Mid	6.19	9.17	-	13.51	16.09
				High	6.59	9.36	10.31	-	-

HE20		Frequency [MHz]	Channel No.	RU Index	Max. Average Power (dBm)				
					26 T	52 T	106 T	242 T	SU
		5785	157	Low	6.68	9.66	10.64	-	-
				Mid	6.28	9.46	-	13.74	16.21
				High	6.77	9.71	10.68	-	-
		5825	165	Low	7.25	10.01	11.07	-	-
				Mid	6.80	9.81	-	13.98	16.76
				High	7.18	10.01	11.07	-	-
	UNII 4	5845	169	Low	6.86	9.66	10.84	-	-
				Mid	6.42	9.46	-	13.76	16.40
				High	6.84	9.66	10.85	-	-
		5865	173	Low	6.62	9.74	10.76	-	-
				Mid	6.27	9.58	-	13.58	16.21
				High	6.81	9.94	10.89	-	-
		5885	177	Low	6.75	9.98	10.80	-	-
				Mid	6.43	9.83	-	13.77	16.30
				High	6.89	10.13	10.90	-	-
Max EIRP Power (dBm)	UNII 4	5845	169	Low	1.26	4.06	5.24	-	-
				Mid	0.82	3.86	-	8.16	10.80
				High	1.24	4.06	5.25	-	-
		5865	173	Low	1.02	4.14	5.16	-	-
				Mid	0.67	3.98	-	7.98	10.61
				High	1.21	4.34	5.29	-	-
		5885	177	Low	1.15	4.38	5.20	-	-
				Mid	0.83	4.23	-	8.17	10.70
				High	1.29	4.53	5.30	-	-

HE40		Frequency [MHz]	Channel No.	RU Index	Max. Average Power (dBm)					
					26 T	52 T	106 T	242 T	484 T	SU
Max Output Power (dBm)	UNII 1	5190	38	Low	6.40	9.44	10.39	11.72	-	-
				Mid	6.17	9.24	10.23	-	11.84	14.88
				High	6.42	9.45	10.39	11.73	-	-
		5230	46	Low	6.75	9.64	10.58	11.68	-	-
				Mid	6.53	9.44	10.48	-	11.77	16.55
				High	6.70	9.58	10.58	11.60	-	-
	UNII 2a	5270	54	Low	6.80	9.58	10.53	11.60	-	-
				Mid	6.33	9.20	10.28	-	11.62	16.21
				High	6.50	9.35	10.35	11.49	-	-
		5310	62	Low	6.41	9.35	10.20	11.11	-	-
				Mid	6.15	9.10	10.03	-	11.20	14.25
				High	6.37	9.32	10.15	11.07	-	-
	UNII 2c	5510	102	Low	6.40	9.38	10.30	11.41	-	-
				Mid	6.19	9.18	10.21	-	11.54	14.63
				High	6.42	9.44	10.37	11.43	-	-
		5550	110	Low	6.59	9.56	10.52	11.58	-	-
				Mid	6.33	9.34	10.37	-	11.67	16.34
				High	6.57	9.52	10.52	11.56	-	-
	5710	142	Low	6.90	9.83	11.11	12.22	-	-	
			Mid	6.63	9.80	10.98	-	12.19	16.59	
			High	6.82	9.77	11.11	12.21	-	-	
	UNII 3	5755	151	Low	7.14	10.26	11.52	12.37	-	-
				Mid	6.83	10.30	11.37	-	12.31	16.63
				High	7.13	10.40	11.59	12.44	-	-
5795		159	Low	6.81	9.92	11.14	12.09	-	-	
			Mid	6.64	9.79	11.02	-	12.02	16.56	
			High	6.86	9.96	11.12	12.07	-	-	
UNII 4	5835	167	Low	6.84	9.94	11.10	12.08	-	-	
			Mid	6.58	9.71	10.96	-	12.14	16.52	
			High	6.80	9.91	11.08	12.07	-	-	
	5875	175	Low	5.51	8.70	9.64	10.54	-	-	
			Mid	5.52	8.74	9.60	-	10.75	15.32	
			High	6.04	9.16	10.04	10.83	-	-	
Max EIRP Power (dBm)	UNII 4	5835	167	Low	1.24	4.34	5.50	6.48	-	-
				Mid	0.98	4.11	5.36	-	6.54	10.92
				High	1.20	4.31	5.48	6.47	-	-
		5875	175	Low	-0.09	3.10	4.04	4.94	-	-
				Mid	-0.08	3.14	4.00	-	5.15	9.72
				High	0.44	3.56	4.44	5.23	-	-

HE80		Frequency [MHz]	Channel No.	RU Index	Max. Average Power (dBm)						
					26 T	52 T	106 T	242 T	484 T	996 T	SU
Max Output Power (dBm)	UNII 1	5210	42	Low	6.94	9.70	10.60	10.56	10.41	-	-
				Mid	6.67	9.50	10.43	10.45	-	10.44	14.74
				High	6.87	9.65	10.58	10.56	10.45	-	-
	UNII 2A	5290	58	Low	6.99	9.65	10.56	10.49	10.29	-	-
				Mid	6.54	9.20	10.15	10.22	-	10.22	14.46
				High	6.73	9.39	10.32	10.28	10.17	-	-
	UNII 2C	5530	106	Low	6.80	9.57	10.53	10.45	10.31	-	-
				Mid	6.60	9.42	10.36	10.32	-	10.34	14.89
				High	6.84	9.59	10.56	10.49	10.37	-	-
		5610	122	Low	6.57	9.38	10.74	10.70	10.64	-	-
				Mid	6.42	9.28	10.69	10.67	-	10.68	15.36
				High	6.60	9.43	10.82	10.79	10.72	-	-
		5690	138	Low	6.92	9.59	11.10	11.12	11.11	-	-
				Mid	6.87	9.78	11.32	11.19	-	11.26	15.64
				High	7.26	9.96	11.51	11.51	11.41	-	-
	UNII 3	5775	155	Low	6.89	9.90	10.99	10.98	10.91	-	-
				Mid	6.53	9.76	10.88	10.89	-	10.94	15.37
				High	6.97	10.06	11.11	11.08	10.99	-	-
UNII 4	5855	171	Low	6.81	9.81	10.92	10.88	10.78	-	-	
			Mid	6.51	9.57	10.69	10.73	-	10.88	15.51	
			High	7.16	10.21	11.30	11.19	10.99	-	-	
Max EIRP Power (dBm)	UNII 4	5855	171	Low	1.21	4.21	5.32	5.28	5.18	-	-
				Mid	0.91	3.97	5.09	5.13	-	5.28	9.91
				High	1.56	4.61	5.70	5.59	5.39	-	-

HE160_80L		Frequency [MHz]	Channel No.	RU Index	Max. Average Power (dBm)						
					26 T	52 T	106 T	242 T	484 T	996 T	SU
Max Output Power (dBm)	UNII 1&2A	5250	50	Low	5.08	5.71	5.75	9.58	9.49	-	-
				Mid	5.11	5.80	5.69	9.53	-	9.30	-
				High	4.92	5.59	5.50	9.32	9.31	-	-
	UNII 2C	5570	114	Low	2.38	3.80	4.61	8.75	9.63	-	-
				Mid	2.49	3.84	4.58	8.72	-	9.47	-
				High	2.32	3.66	4.40	8.47	9.47	-	-
	UNII 3&4	5815	163	Low	2.69	7.55	4.64	9.73	9.65	-	-
				Mid	2.64	7.48	4.54	9.72	-	9.47	-
				High	2.63	7.42	4.47	9.45	9.44	-	-
Max EIRP Power (dBm)	UNII 3&4	5815	163	Low	-2.91	1.95	-0.96	4.13	4.05	-	-
				Mid	-2.96	1.88	-1.06	4.12	-	3.87	-
				High	-2.97	1.82	-1.13	3.85	3.84	-	-

HE160_80U		Frequency [MHz]	Channel No.	RU Index	Max. Average Power (dBm)						
					26 T	52 T	106 T	242 T	484 T	996 T	SU
Max Output Power (dBm)	UNII 1&2A	5250	50	Low	4.81	5.48	5.38	9.10	9.02	-	-
				Mid	4.80	5.48	5.51	9.09	-	9.02	-
				High	4.78	5.47	5.42	9.21	9.08	-	-
	UNII 2C	5570	114	Low	2.50	3.61	4.43	8.47	9.56	-	-
				Mid	2.74	4.00	4.87	8.64	-	9.64	-
				High	2.78	3.95	4.87	8.84	9.89	-	-
	UNII 3&4	5815	163	Low	2.61	7.41	4.48	9.49	9.42	-	-
				Mid	2.66	7.51	4.53	9.48	-	9.51	-
				High	3.11	8.03	5.01	9.95	9.74	-	-
Max EIRP Power (dBm)	UNII 3&4	5815	163	Low	-2.99	1.81	-1.12	3.89	3.82	-	-
				Mid	-2.94	1.91	-1.07	3.88	-	3.91	-
				High	-2.49	2.43	-0.59	4.35	4.14	-	-

HE160_SU		Frequency [MHz]	Channel No.	Max. Average Power (dBm)	
				996 * 2 T	SU
Max Output Power (dBm)	UNII 1&2A	5250	50	9.29	13.40
	UNII 2C	5570	114	9.55	13.81
	UNII 3&4	5815	163	9.58	13.56
Max EIRP Power (dBm)	UNII 3&4	5815	163	3.98	7.96

10.4.2 Ant 2

HE20		Frequency [MHz]	Channel No.	RU Index	Max. Average Power (dBm)				
					26 T	52 T	106 T	242 T	SU
Max Output Power (dBm)	UNII 1	5180	36	Low	6.20	9.28	10.07	-	-
				Mid	5.90	9.13	-	13.57	16.29
				High	6.39	9.44	10.17	-	-
		5200	40	Low	6.32	9.36	10.14	-	-
				Mid	5.96	9.20	-	13.61	16.33
				High	6.40	9.48	10.20	-	-
		5240	48	Low	6.46	9.53	10.29	-	-
				Mid	6.09	9.35	-	13.74	16.45
				High	6.54	9.61	10.33	-	-
	UNII 2A	5260	52	Low	6.25	9.44	10.35	-	-
				Mid	5.84	9.27	-	13.42	16.45
				High	6.25	9.47	10.37	-	-
		5280	56	Low	6.34	9.43	10.29	-	-
				Mid	5.94	9.20	-	13.57	16.38
				High	6.32	9.39	10.27	-	-
		5320	64	Low	6.27	9.32	10.22	-	-
				Mid	5.85	9.13	-	13.51	16.31
				High	6.26	9.34	10.21	-	-
	UNII 2C	5500	100	Low	6.55	9.52	10.26	-	-
				Mid	6.11	9.34	-	12.68	16.39
				High	6.50	9.52	10.21	-	-
		5580	116	Low	6.86	9.78	10.95	-	-
				Mid	6.43	9.58	-	13.89	16.57
				High	6.81	9.75	10.94	-	-
		5720	144	Low	6.69	9.77	10.94	-	-
				Mid	6.08	9.48	-	13.56	16.22
				High	6.35	9.49	10.73	-	-
	UNII 3	5745	149	Low	6.18	9.25	10.47	-	-
				Mid	5.73	9.01	-	13.14	15.78
				High	6.13	9.23	10.42	-	-
5785		157	Low	6.55	9.75	10.67	-	-	
			Mid	6.13	9.54	-	13.63	16.26	
			High	6.54	9.74	10.68	-	-	
5825		165	Low	6.93	9.94	10.92	-	-	

HE20		Frequency [MHz]	Channel No.	RU Index	Max. Average Power (dBm)					
					26 T	52 T	106 T	242 T	SU	
	UNII 4	5845	169	Mid	6.42	9.71	-	13.74	16.46	
				High	6.76	9.82	10.81	-	-	
				Low	6.69	9.57	10.58	-	-	
		5865	173	Mid	6.24	9.36	-	13.43	16.15	
				High	6.63	9.53	10.53	-	-	
				Low	6.65	9.57	10.61	-	-	
	5885	177	Low	6.84	9.80	10.79	-	-		
			Mid	6.49	9.78	-	13.68	16.40		
			High	6.95	9.95	10.89	-	-		
	Max EIRP Power (dBm)	UNII 4	5845	169	Low	-1.21	1.67	2.68	-	-
					Mid	-1.66	1.46	-	5.53	8.25
					High	-1.27	1.63	2.63	-	-
5865			173	Low	-1.25	1.67	2.71	-	-	
				Mid	-1.57	1.50	-	5.70	8.39	
				High	-1.06	1.84	2.84	-	-	
5885			177	Low	-1.06	1.90	2.89	-	-	
				Mid	-1.41	1.88	-	5.78	8.50	
				High	-0.95	2.05	2.99	-	-	

HE40		Frequency [MHz]	Channel No.	RUIndex	Max. Average Power (dBm)					
					26 T	52 T	106 T	242 T	484 T	SU
Max Output Power (dBm)	UNII 1	5190	38	Low	6.14	9.30	10.11	11.53	-	-
				Mid	6.05	9.28	10.03	-	11.69	14.86
				High	6.39	9.57	10.32	11.70	-	-
		5230	46	Low	5.96	9.24	10.02	11.65	-	-
				Mid	5.90	9.19	9.96	-	11.82	16.27
				High	6.26	9.48	10.25	11.81	-	-
	UNII 2A	5270	54	Low	6.16	9.49	10.38	11.53	-	-
				Mid	5.93	9.33	10.23	-	11.62	16.48
				High	6.24	9.58	10.44	11.57	-	-
		5310	62	Low	6.29	9.43	10.29	11.58	-	-
				Mid	5.97	9.19	10.13	-	11.66	14.33
				High	6.26	9.43	10.28	11.57	-	-
	UNII 2C	5510	102	Low	6.58	9.53	10.26	11.63	-	-
				Mid	6.24	9.23	10.09	-	11.66	14.79
				High	6.38	9.37	10.13	11.52	-	-
		5550	110	Low	6.57	9.51	10.62	11.61	-	-
				Mid	6.24	9.22	10.44	-	11.64	16.24
				High	6.49	9.44	10.57	11.54	-	-
	5710	142	Low	7.06	10.19	11.25	12.05	-	-	
			Mid	6.64	9.82	11.04	-	11.96	16.49	
			High	6.63	9.82	10.95	11.80	-	-	
	UNII 3	5755	151	Low	6.85	9.66	10.92	11.62	-	-
				Mid	6.53	9.42	10.73	-	11.70	16.46
				High	6.84	9.68	10.91	11.64	-	-
5795		159	Low	7.32	10.25	11.50	12.29	-	-	
			Mid	7.06	10.05	11.32	-	12.32	16.65	
			High	7.16	10.14	11.37	12.21	-	-	
UNII 4	5835	167	Low	6.84	9.96	10.91	11.71	-	-	
			Mid	6.44	9.60	10.72	-	11.69	16.25	
			High	6.61	9.74	10.75	11.57	-	-	
	5875	175	Low	6.03	8.89	9.97	11.05	-	-	
			Mid	6.04	8.93	9.93	-	11.23	15.82	
			High	6.49	9.35	10.38	11.31	-	-	
Max EIRP Power (dBm)	UNII 4	5835	167	Low	-1.06	2.06	3.01	3.81	-	-
				Mid	-1.46	1.70	2.82	-	3.79	8.35
				High	-1.29	1.84	2.85	3.67	-	-
		5875	175	Low	-1.87	0.99	2.07	3.15	-	-
				Mid	-1.86	1.03	2.03	-	3.33	7.92
				High	-1.41	1.45	2.48	3.41	-	-

HE80		Frequency [MHz]	Channel No.	RU Index	Max. Average Power (dBm)						
					26 T	52 T	106 T	242 T	484 T	996 T	SU
Max Output Power (dBm)	UNII 1	5210	42	Low	6.14	9.08	10.06	10.07	10.04	-	-
				Mid	6.18	9.20	10.15	10.06	-	10.19	14.39
				High	6.72	9.68	10.59	10.53	10.35	-	-
	UNII 2A	5290	58	Low	6.46	9.54	10.57	10.53	10.46	-	-
				Mid	6.21	9.40	10.42	10.44	-	10.46	14.40
				High	6.46	9.59	10.61	10.59	10.50	-	-
	UNII 2C	5530	106	Low	6.99	9.85	11.09	11.04	10.87	-	-
				Mid	6.55	9.46	10.69	10.79	-	10.81	15.06
				High	6.72	9.62	10.83	10.83	10.74	-	-
		5610	122	Low	6.99	9.84	11.12	11.09	10.97	-	-
				Mid	6.59	9.49	10.74	10.93	-	10.83	15.44
				High	6.59	9.44	10.69	10.73	10.70	-	-
		5690	138	Low	6.92	9.70	10.72	10.71	10.71	-	-
				Mid	6.90	9.80	10.76	10.74	-	10.72	15.66
				High	6.76	9.62	10.67	10.73	10.74	-	-
	UNII 3	5775	155	Low	6.82	10.08	10.96	10.94	10.84	-	-
				Mid	6.62	9.93	10.81	10.81	-	10.85	15.46
				High	6.79	10.02	10.89	10.94	10.87	-	-
UNII 4	5855	171	Low	6.71	9.84	10.77	10.72	10.57	-	-	
			Mid	6.30	9.45	10.43	10.48	-	10.64	15.18	
			High	6.99	10.11	11.01	10.92	10.71	-	-	
Max EIRP Power (dBm)	UNII 4	5855	171	Low	-1.19	1.94	2.87	2.82	2.67	-	-
				Mid	-1.60	1.55	2.53	2.58	-	2.74	7.28
				High	-0.91	2.21	3.11	3.02	2.81	-	-

HE160_80L		Frequency [MHz]	Channel No.	RU Index	Max. Average Power (dBm)						
					26 T	52 T	106 T	242 T	484 T	996 T	SU
Max Output Power (dBm)	UNII 1&2A	5250	50	Low	4.43	5.01	5.05	9.25	9.23	-	-
				Mid	4.68	5.29	5.24	9.35	-	9.21	-
				High	4.82	5.41	5.31	9.43	9.34	-	-
	UNII 2C	5570	114	Low	2.91	4.35	5.36	9.34	10.16	-	-
				Mid	2.79	4.12	5.06	9.17	-	9.91	-
				High	2.52	3.88	4.79	8.80	9.80	-	-
	UNII 3&4	5815	163	Low	2.96	7.96	4.98	10.22	10.08	-	-
				Mid	2.83	7.82	4.76	10.09	-	9.86	-
				High	2.59	7.59	4.54	9.74	9.77	-	-
Max EIRP Power (dBm)	UNII 3&4	5815	163	Low	-4.94	0.06	-2.92	2.32	2.18	-	-
				Mid	-5.07	-0.08	-3.14	2.19	-	1.96	-
				High	-5.31	-0.31	-3.36	1.84	1.87	-	-

HE160_80U		Frequency [MHz]	Channel No.	RU Index	Max. Average Power (dBm)						
					26 T	52 T	106 T	242 T	484 T	996 T	SU
Max Output Power (dBm)	UNII 1&2A	5250	50	Low	4.86	5.42	5.38	9.51	9.50	-	-
				Mid	5.12	5.71	5.65	9.64	-	9.59	-
				High	5.18	5.79	5.71	9.85	9.76	-	-
	UNII 2C	5570	114	Low	2.59	3.87	4.82	8.76	9.76	-	-
				Mid	2.82	4.03	4.95	8.85	-	9.71	-
				High	2.54	3.81	4.77	8.76	9.76	-	-
	UNII 3&4	5815	163	Low	2.60	7.55	4.47	9.62	9.54	-	-
				Mid	2.45	7.45	4.44	9.59	-	9.62	-
				High	2.96	8.02	4.94	10.07	9.85	-	-
Max EIRP Power (dBm)	UNII 3&4	5815	163	Low	-5.30	-0.35	-3.43	1.72	1.64	-	-
				Mid	-5.45	-0.45	-3.46	1.69	-	1.72	-
				High	-4.94	0.12	-2.96	2.17	1.95	-	-

HE160_SU		Frequency [MHz]	Channel No.	Max. Average Power (dBm)	
				996 * 2 T	SU
Max Output Power (dBm)	UNII 1&2A	5250	50	9.52	13.66
	UNII 2C	5570	114	9.82	14.09
	UNII 3&4	5815	163	9.64	13.71
Max EIRP Power (dBm)	UNII 3&4	5815	163	1.74	5.81

10.4.3 MIMO(Ant 1 + Ant 2)

HE20		Frequency [MHz]	Channel No.	RU Index	Max. Average Power (dBm)				
					26 T	52 T	106 T	242 T	SU
Max Output Power (dBm)	UNII 1	5180	36	Low	9.39	12.27	13.14	-	-
				Mid	9.01	12.11	-	16.60	19.28
				High	9.46	12.36	13.17	-	-
		5200	40	Low	9.41	12.31	13.17	-	-
				Mid	9.08	12.16	-	16.61	19.29
				High	9.47	12.38	13.20	-	-
		5240	48	Low	9.58	12.45	13.28	-	-
				Mid	9.17	12.24	-	16.69	19.41
				High	9.55	12.45	13.26	-	-
	UNII 2A	5260	52	Low	9.57	12.41	13.34	-	-
				Mid	9.12	12.21	-	16.64	19.36
				High	9.48	12.36	13.29	-	-
		5280	56	Low	9.44	12.28	13.15	-	-
				Mid	9.02	12.08	-	16.57	19.27
				High	9.40	12.27	13.13	-	-
		5320	64	Low	9.40	12.24	13.11	-	-
				Mid	8.97	12.03	-	16.54	19.22
				High	9.35	12.23	13.10	-	-
	UNII 2C	5500	100	Low	9.54	12.36	13.23	-	-
				Mid	9.12	12.18	-	15.62	19.34
				High	9.53	12.38	13.22	-	-
		5580	116	Low	9.74	12.52	13.80	-	-
				Mid	9.33	12.33	-	16.80	19.45
				High	9.73	12.58	13.80	-	-
		5720	144	Low	9.83	12.74	13.82	-	-
				Mid	9.30	12.48	-	16.68	19.30
				High	9.59	12.56	13.65	-	-
	UNII 3	5745	149	Low	9.41	12.32	13.41	-	-
				Mid	8.97	12.10	-	16.34	18.95
				High	9.38	12.31	13.38	-	-
5785		157	Low	9.62	12.71	13.66	-	-	
			Mid	9.22	12.51	-	16.69	19.24	
			High	9.67	12.74	13.69	-	-	
5825		165	Low	10.10	12.99	14.01	-	-	

HE20		Frequency [MHz]	Channel No.	RU Index	Max. Average Power (dBm)					
					26 T	52 T	106 T	242 T	SU	
	UNII 4	5845	169	Mid	9.62	12.77	-	16.88	19.62	
				High	9.99	12.93	13.95	-	-	
				Low	9.79	12.63	13.72	-	-	
		5865	173	Mid	9.34	12.42	-	16.61	19.29	
				High	9.74	12.61	13.70	-	-	
				Low	9.65	12.67	13.70	-	-	
	5885	177	Low	9.81	12.90	13.80	-	-		
			Mid	9.47	12.82	-	16.74	19.36		
			High	9.93	13.05	13.91	-	-		
	Max EIRP Power (dBm)	UNII 4	5845	169	Low	6.12	8.96	10.06	-	-
					Mid	5.68	8.75	-	12.95	15.62
					High	6.08	8.94	10.04	-	-
5865			173	Low	5.98	9.01	10.03	-	-	
				Mid	5.65	8.84	-	12.94	15.59	
				High	6.18	9.19	10.17	-	-	
5885			177	Low	6.14	9.23	10.14	-	-	
				Mid	5.81	9.15	-	13.07	15.70	
				High	6.26	9.39	10.24	-	-	

HE40		Frequency [MHz]	Channel No.	RU Index	Max. Average Power (dBm)					
					26 T	52 T	106 T	242 T	484 T	SU
Max Output Power (dBm)	UNII 1	5190	38	Low	9.29	12.38	13.26	14.64	-	-
				Mid	9.12	12.27	13.14	-	14.78	17.88
				High	9.42	12.52	13.37	14.73	-	-
		5230	46	Low	9.38	12.46	13.32	14.67	-	-
				Mid	9.24	12.33	13.24	-	14.81	19.42
				High	9.49	12.54	13.43	14.72	-	-
	UNII 2A	5270	54	Low	9.50	12.55	13.47	14.58	-	-
				Mid	9.15	12.27	13.27	-	14.63	19.36
				High	9.38	12.48	13.41	14.54	-	-
		5310	62	Low	9.36	12.40	13.26	14.36	-	-
				Mid	9.07	12.16	13.09	-	14.45	17.30
				High	9.32	12.38	13.23	14.34	-	-
	UNII 2C	5510	102	Low	9.50	12.47	13.29	14.53	-	-
				Mid	9.23	12.22	13.16	-	14.61	17.73
				High	9.41	12.41	13.26	14.49	-	-
		5550	110	Low	9.59	12.55	13.58	14.60	-	-
				Mid	9.29	12.29	13.41	-	14.66	19.30
				High	9.54	12.49	13.56	14.56	-	-
	5710	142	Low	9.99	13.03	14.19	15.15	-	-	
			Mid	9.65	12.82	14.02	-	15.09	19.55	
			High	9.74	12.81	14.04	15.02	-	-	
	UNII 3	5755	151	Low	10.01	12.98	14.24	15.02	-	-
				Mid	9.69	12.89	14.07	-	15.03	19.56
				High	10.00	13.06	14.27	15.07	-	-
5795		159	Low	10.08	13.10	14.33	15.20	-	-	
			Mid	9.86	12.93	14.18	-	15.18	19.62	
			High	10.02	13.06	14.26	15.15	-	-	
UNII 4	5835	167	Low	9.85	12.96	14.02	14.91	-	-	
			Mid	9.52	12.67	13.85	-	14.93	19.40	
			High	9.71	12.83	13.93	14.84	-	-	
	5875	175	Low	8.79	11.80	12.82	13.81	-	-	
			Mid	8.80	11.84	12.78	-	14.01	18.59	
			High	9.28	12.27	13.22	14.09	-	-	
Max EIRP Power (dBm)	5835	167	Low	6.19	9.29	10.35	11.25	-	-	
			Mid	5.86	9.01	10.18	-	11.27	15.73	
			High	6.05	9.17	10.26	11.17	-	-	
	5875	175	Low	5.13	8.14	9.15	10.15	-	-	
			Mid	5.13	8.18	9.12	-	10.34	14.92	
			High	5.62	8.60	9.56	10.43	-	-	

HE80		Frequency [MHz]	Channel No.	RU Index	Max. Average Power (dBm)						
					26 T	52 T	106 T	242 T	484 T	996 T	SU
Max Output Power (dBm)	UNII 1	5210	42	Low	9.57	12.41	13.35	13.33	13.24	-	-
				Mid	9.44	12.36	13.30	13.27	-	13.33	17.58
				High	9.81	12.67	13.60	13.56	13.41	-	-
	UNII 2A	5290	58	Low	9.74	12.61	13.58	13.52	13.39	-	-
				Mid	9.39	12.32	13.30	13.34	-	13.35	17.44
				High	9.61	12.50	13.48	13.44	13.35	-	-
	UNII 2C	5530	106	Low	9.91	12.72	13.83	13.77	13.61	-	-
				Mid	9.59	12.45	13.54	13.57	-	13.59	17.99
				High	9.79	12.61	13.70	13.67	13.57	-	-
		5610	122	Low	9.79	12.63	13.94	13.91	13.82	-	-
				Mid	9.52	12.40	13.72	13.81	-	13.77	18.41
				High	9.60	12.44	13.77	13.77	13.72	-	-
		5690	138	Low	9.93	12.66	13.92	13.93	13.93	-	-
				Mid	9.90	12.80	14.06	13.98	-	14.01	18.66
				High	10.03	12.81	14.12	14.15	14.10	-	-
	UNII 3	5775	155	Low	9.86	13.00	13.98	13.97	13.89	-	-
				Mid	9.58	12.86	13.85	13.86	-	13.91	18.42
				High	9.89	13.05	14.01	14.02	13.94	-	-
UNII 4	5855	171	Low	9.77	12.83	13.85	13.81	13.69	-	-	
			Mid	9.42	12.52	13.58	13.62	-	13.77	18.36	
			High	10.08	13.17	14.17	14.07	13.86	-	-	
Max EIRP Power (dBm)	UNII 4	5855	171	Low	6.11	9.17	10.19	10.15	10.02	-	-
				Mid	5.76	8.86	9.91	9.96	-	10.10	14.70
				High	6.42	9.51	10.51	10.40	10.20	-	-

HE160_80L		Frequency [MHz]	Channel No.	RU Index	Max. Average Power (dBm)						
					26 T	52 T	106 T	242 T	484 T	996 T	SU
Max Output Power (dBm)	UNII 1&2A	5250	50	Low	7.78	8.38	8.43	12.43	12.37	-	-
				Mid	7.91	8.56	8.48	12.45	-	12.27	-
				High	7.88	8.51	8.42	12.39	12.33	-	-
	UNII 2C	5570	114	Low	5.67	7.10	8.01	12.06	12.91	-	-
				Mid	5.65	6.99	7.83	11.96	-	12.70	-
				High	5.43	6.78	7.61	11.65	12.65	-	-
	UNII 3&4	5815	163	Low	5.84	10.77	7.82	12.99	12.88	-	-
				Mid	5.74	10.66	7.66	12.92	-	12.68	-
				High	5.62	10.52	7.52	12.60	12.62	-	-
Max EIRP Power (dBm)	UNII 3&4	5815	163	Low	2.17	7.11	4.16	9.33	9.22	-	-
				Mid	2.08	7.00	4.00	9.26	-	9.02	-
				High	1.96	6.86	3.85	8.94	8.95	-	-

HE160_80U		Frequency [MHz]	Channel No.	RU Index	Max. Average Power (dBm)						
					26 T	52 T	106 T	242 T	484 T	996 T	SU
Max Output Power (dBm)	UNII 1&2A	5250	50	Low	7.85	8.46	8.39	12.32	12.28	-	-
				Mid	7.97	8.60	8.59	12.39	-	12.32	-
				High	7.99	8.64	8.58	12.55	12.44	-	-
	UNII 2C	5570	114	Low	5.55	6.75	7.64	11.63	12.68	-	-
				Mid	5.79	7.02	7.92	11.76	-	12.69	-
				High	5.67	6.89	7.83	11.81	12.83	-	-
	UNII 3&4	5815	163	Low	5.62	10.49	7.48	12.56	12.49	-	-
				Mid	5.57	10.49	7.49	12.54	-	12.58	-
				High	6.04	11.03	7.98	13.02	12.80	-	-
Max EIRP Power (dBm)	UNII 3&4	5815	163	Low	1.95	6.83	3.82	8.90	8.83	-	-
				Mid	1.90	6.83	3.83	8.88	-	8.91	-
				High	2.38	7.37	4.32	9.35	9.14	-	-

HE160_SU		Frequency [MHz]	Channel No.	Max. Average Power (dBm)	
				996 * 2 T	SU
Max Output Power (dBm)	UNII 1&2A	5250	50	12.42	16.54
	UNII 2C	5570	114	12.70	16.96
	UNII 3&4	5815	163	12.62	16.64
Max EIRP Power (dBm)	UNII 3&4	5815	163	8.96	12.98

#Note : Max EIRP Power = Conducted Power(Sum) + Ant Gain(Directional Gain)

Limit

(UNII 1) : 23.98 dBm

(UNII 2A, 2C) : 23.98 dBm or 11 dBm + 10 log B, (where B is the 26 dB emission bandwidth in megahertz.)

(UNII 3) : 30.00 dBm

(UNII 4) : EIRP 30.0 dBm/MHz

(UNII 3&4) : Worst limit 30.00 dBm → UNII 4 Band Antenna Gain Negative

10.5 POWER SPECTRAL DENSITY

10.5.1 Ant 1

HE20		Frequency [MHz]	Channel No.	RU Index	Max. Power Spectral Density (dBm)				
					26 T	52 T	106 T	242 T	SU
Max Output PSD (dBm)	UNII 1	5180	36	Low	4.217	3.936	2.285	-	-
				Mid	2.419	3.629	-	1.786	4.528
				High	4.167	3.903	1.965	-	-
		5200	40	Low	3.928	3.915	1.906	-	-
				Mid	2.552	3.621	-	1.761	4.619
				High	4.142	3.988	2.031	-	-
		5240	48	Low	4.094	4.027	2.278	-	-
				Mid	2.569	3.753	-	1.787	4.783
				High	4.010	4.251	1.849	-	-
	UNII 2A	5260	52	Low	4.340	4.021	2.125	-	-
				Mid	2.769	3.843	-	2.058	4.546
				High	4.309	3.904	1.986	-	-
		5280	56	Low	4.042	3.894	1.795	-	-
				Mid	2.727	3.635	-	1.665	4.487
				High	3.974	3.720	1.661	-	-
		5320	64	Low	3.791	3.863	1.729	-	-
				Mid	2.560	3.737	-	1.714	4.557
				High	3.844	3.922	1.664	-	-
	UNII 2C	5500	100	Low	3.842	3.719	1.705	-	-
				Mid	2.443	3.673	-	0.912	4.432
				High	3.775	4.012	1.858	-	-
		5580	116	Low	3.908	3.926	2.413	-	-
				Mid	2.440	3.686	-	1.814	4.505
				High	3.887	3.881	2.437	-	-
		5720	144	Low	4.385	4.421	2.396	-	-
				Mid	2.857	4.037	-	2.041	5.036
				High	4.115	4.286	2.534	-	-
	UNII 3	5745	149	Low	1.453	1.269	-0.573	-	-
				Mid	0.621	0.937	-	-0.756	1.991
				High	1.326	1.389	-0.354	-	-
5785		157	Low	1.370	1.524	-0.455	-	-	
			Mid	0.648	1.361	-	-0.968	1.848	
			High	-	-	-	-	-	

HE20		Frequency [MHz]	Channel No.	RU Index	Max. Power Spectral Density (dBm)				
					26 T	52 T	106 T	242 T	SU
		5825	165	High	1.416	1.663	-0.222	-	-
				Low	1.858	1.790	-0.034	-	-
				Mid	1.334	1.487	-	-0.603	2.194
				High	1.993	1.847	0.114	-	-
	UNII 4	5845	169	Low	4.428	4.240	2.446	-	-
				Mid	2.990	3.962	-	2.022	4.858
				High	4.328	4.280	2.467	-	-
		5865	173	Low	3.926	4.437	2.401	-	-
				Mid	2.528	4.161	-	1.824	4.464
				High	4.024	4.456	2.345	-	-
		5885	177	Low	4.058	4.607	2.193	-	-
				Mid	2.572	4.215	-	1.719	4.456
High				4.075	4.572	2.432	-	-	
Max EIRP PSD (dBm)		5845	169	Low	-1.172	-1.360	-3.154	-	-
				Mid	-2.610	-1.638	-	-3.578	-0.742
				High	-1.272	-1.320	-3.133	-	-
	5865	173	Low	-1.674	-1.163	-3.199	-	-	
			Mid	-3.072	-1.439	-	-3.776	-1.136	
			High	-1.576	-1.144	-3.255	-	-	
	5885	177	Low	-1.542	-0.993	-3.407	-	-	
			Mid	-3.028	-1.385	-	-3.881	-1.144	
			High	-1.525	-1.028	-3.168	-	-	

HE40		Frequency [MHz]	Channel No.	RU Index	Max. Power Spectral Density (dBm)					
					26 T	52 T	106 T	242 T	484 T	SU
Max Output PSD (dBm)	UNII 1	5190	38	Low	4.006	3.849	1.975	-0.139	-	-
				Mid	3.545	3.807	1.809	-	-3.079	0.266
				High	3.828	4.027	2.050	-0.075	-	-
		5230	46	Low	4.154	3.948	2.172	-0.161	-	-
				Mid	4.065	3.790	1.880	-	-3.196	2.048
				High	4.071	4.176	2.245	-0.365	-	-
	UNII 2A	5270	54	Low	4.248	3.918	2.091	-0.267	-	-
				Mid	3.981	3.628	1.881	-	-3.276	1.756
				High	3.899	3.814	1.898	-0.388	-	-
		5310	62	Low	3.861	4.013	1.814	-0.900	-	-
				Mid	3.575	3.640	1.628	-	-3.622	-0.452
				High	3.510	4.080	1.692	-0.913	-	-
	UNII 2C	5510	102	Low	3.853	3.993	1.672	-0.487	-	-
				Mid	3.323	3.543	1.667	-	-3.507	0.156
				High	3.855	3.981	1.611	-0.514	-	-
		5550	110	Low	3.917	3.973	1.741	-0.460	-	-
				Mid	3.643	3.542	1.678	-	-3.309	1.524
				High	3.737	4.009	1.831	-0.457	-	-
	5710	142	Low	3.995	4.224	2.536	0.049	-	-	
			Mid	3.705	4.099	2.420	-	-2.819	1.867	
			High	4.110	4.309	2.492	0.266	-	-	
	UNII 3	5755	151	Low	1.818	2.129	0.113	-2.729	-	-
				Mid	1.406	1.722	-0.108	-	-5.434	-0.790
				High	1.703	2.004	0.257	-2.640	-	-
5795		159	Low	1.400	1.354	-0.546	-3.031	-	-	
			Mid	0.931	1.086	-0.564	-	-5.794	-1.104	
			High	1.317	1.497	-0.304	-2.940	-	-	
UNII 4	5835	167	Low	3.863	4.404	2.520	0.390	-	-	
			Mid	3.685	4.288	2.286	-	-2.707	2.124	
			High	4.264	4.367	2.572	0.249	-	-	
	5875	175	Low	2.761	3.158	1.062	-1.539	-	-	
			Mid	2.663	3.308	1.078	-	-4.299	0.641	
			High	3.335	3.485	1.553	-1.243	-	-	
Max EIRP PSD (dBm)	UNII 4	5835	167	Low	-1.737	-1.196	-3.080	-5.210	-	-
				Mid	-1.915	-1.312	-3.314	-	-8.307	-3.476
				High	-1.336	-1.233	-3.028	-5.351	-	-
		5875	175	Low	-2.839	-2.442	-4.538	-7.139	-	-
				Mid	-2.937	-2.292	-4.522	-	-9.899	-4.959
				High	-2.265	-2.115	-4.047	-6.843	-	-

HE80		Frequency [MHz]	Channel No.	RU Index	Max. Power Spectral Density (dBm)						
					26 T	52 T	106 T	242 T	484 T	996 T	SU
Max Output PSD (dBm)	UNII 1	5210	42	Low	4.266	4.152	1.929	-1.475	-4.602	-	-
				Mid	2.761	3.828	1.879	-1.651	-	-7.579	-2.924
				High	3.956	3.990	1.967	-1.540	-4.315	-	-
	UNII 2A	5290	58	Low	4.059	3.860	1.897	-1.510	-4.616	-	-
				Mid	2.875	3.701	1.580	-1.865	-	-7.668	-3.387
				High	3.723	3.783	1.864	-1.854	-4.865	-	-
	UNII 2C	5530	106	Low	4.170	3.829	2.012	-1.639	-4.538	-	-
				Mid	2.667	3.668	1.823	-1.681	-	-7.638	-2.710
				High	3.954	4.068	1.993	-1.577	-4.633	-	-
		5610	122	Low	3.631	3.709	2.167	-1.544	-4.571	-	-
				Mid	2.325	3.757	1.926	-1.648	-	-7.583	-2.535
				High	3.464	3.685	2.198	-1.471	-4.602	-	-
		5690	138	Low	3.685	3.638	2.187	-1.257	-4.205	-	-
				Mid	2.555	3.793	2.547	-1.193	-	-7.041	-2.193
				High	4.013	4.213	2.660	-0.895	-3.947	-	-
	UNII 3	5775	155	Low	0.726	1.154	-0.880	-4.480	-7.360	-	-
				Mid	0.292	0.988	-0.962	-4.277	-	-10.161	-5.257
				High	1.157	1.521	-0.372	-4.076	-7.054	-	-
UNII 4	5855	171	Low	3.800	4.172	2.254	-1.206	-4.290	-	-	
			Mid	2.793	3.991	2.056	-1.307	-	-6.879	-2.263	
			High	4.497	4.494	2.687	-0.939	-3.914	-	-	
Max EIRP PSD (dBm)	UNII 4	5855	171	Low	-1.800	-1.428	-3.346	-6.806	-9.890	-	-
				Mid	-2.807	-1.609	-3.544	-6.907	-	-12.479	-7.863
				High	-1.103	-1.106	-2.913	-6.539	-9.514	-	-

HE160_80L		Frequency [MHz]	Channel No.	RU Index	Max. Power Spectral Density (dBm)						
					26 T	52 T	106 T	242 T	484 T	996 T	SU
Max Output PSD (dBm)	UNII 1&2A	5250	50	Low	2.011	-0.505	-3.388	-2.807	-5.894	-	-
				Mid	0.640	-0.312	-3.363	-2.850	-	-9.067	-
				High	1.623	-0.712	-3.897	-3.266	-6.090	-	-
	UNII 2C	5570	114	Low	-0.954	-2.210	-4.320	-3.621	-5.751	-	-
				Mid	-1.668	-2.071	-4.408	-3.811	-	-8.857	-
				High	-0.851	-2.357	-4.528	-3.949	-5.707	-	-
	UNII 3&4	5815	163	Low	-0.483	1.799	-3.908	-2.503	-5.499	-	-
				Mid	-1.378	1.877	-4.062	-2.503	-	-8.705	-
				High	-0.399	1.798	-4.279	-2.710	-5.771	-	-
Max EIRP PSD (dBm)	UNII 3&4	5815	163	Low	-6.083	-3.801	-9.508	-8.103	-11.099	-	-
				Mid	-6.978	-3.723	-9.662	-8.103	-	-14.305	-
				High	-5.999	-3.802	-9.879	-8.310	-11.371	-	-

HE160_80U		Frequency [MHz]	Channel No.	RU Index	Max. Power Spectral Density (dBm)						
					26 T	52 T	106 T	242 T	484 T	996 T	SU
Max Output PSD (dBm)	UNII 1&2A	5250	50	Low	1.159	-0.738	-3.753	-3.575	-6.555	-	-
				Mid	-0.077	-0.796	-4.051	-3.542	-	-9.789	-
				High	1.109	-1.164	-4.304	-3.701	-6.816	-	-
	UNII 2C	5570	114	Low	-0.578	-2.274	-4.463	-3.966	-5.762	-	-
				Mid	-1.535	-1.684	-4.167	-3.924	-	-8.774	-
				High	-0.064	-1.950	-4.132	-3.736	-5.638	-	-
	UNII 3&4	5815	163	Low	-0.291	1.659	-4.223	-2.865	-5.580	-	-
				Mid	-2.009	1.711	-4.294	-2.831	-	-8.892	-
				High	-0.173	2.086	-4.004	-2.647	-5.709	-	-
Max EIRP PSD (dBm)	UNII 3&4	5815	163	Low	-5.891	-3.941	-9.823	-8.465	-11.180	-	-
				Mid	-7.609	-3.889	-9.894	-8.431	-	-14.492	-
				High	-5.773	-3.514	-9.604	-8.247	-11.309	-	-

HE160_SU		Frequency [MHz]	Channel No.	Max. Power Spectral Density (dBm)	
				996 * 2 T	SU
Max Output PSD (dBm)	UNII 1&2A	5250	50	-11.694	-7.510
	UNII 2C	5570	114	-11.694	-7.190
	UNII 3&4	5815	163	-11.694	-7.199
Max EIRP PSD (dBm)	UNII 3&4	5815	163	-17.294	-12.799

Limit(UNII 1, 2A, 2C) : 11.0 dBm/MHz

Limit(UNII 3) : 30.0 dBm/500 kHz

Limit(UNII 4) : (EIRP) 14 dBm/MHz

10.5.2 Ant 2

HE20		Frequency [MHz]	Channel No.	RU Index	Max. Power Spectral Density (dBm)				
					26 T	52 T	106 T	242 T	SU
Max Output PSD (dBm)	UNII 1	5180	36	Low	3.688	3.721	1.666	-	-
				Mid	2.459	3.843	-	1.763	4.530
				High	3.805	4.017	1.891	-	-
		5200	40	Low	4.058	3.910	1.787	-	-
				Mid	2.530	3.748	-	1.765	4.532
				High	3.989	3.964	1.845	-	-
		5240	48	Low	4.011	4.036	1.967	-	-
				Mid	2.563	3.892	-	2.076	4.807
				High	4.291	4.200	2.066	-	-
	UNII 2A	5260	52	Low	3.775	3.975	2.217	-	-
				Mid	2.322	3.969	-	1.719	4.891
				High	3.868	4.093	2.085	-	-
		5280	56	Low	3.951	3.971	1.987	-	-
				Mid	2.433	3.884	-	1.791	4.583
				High	3.886	3.950	1.951	-	-
		5320	64	Low	3.876	3.891	2.106	-	-
				Mid	2.279	3.606	-	1.585	4.535
				High	3.798	3.823	1.839	-	-
	UNII 2C	5500	100	Low	3.940	3.803	1.857	-	-
				Mid	2.356	3.688	-	0.776	4.688
				High	3.965	3.983	1.823	-	-
		5580	116	Low	4.267	4.341	2.567	-	-
				Mid	2.763	4.067	-	1.891	4.637
				High	4.247	4.436	2.745	-	-
		5720	144	Low	4.114	4.685	2.674	-	-
				Mid	2.778	4.493	-	1.991	4.645
				High	3.942	4.400	2.518	-	-
	UNII 3	5745	149	Low	1.089	1.328	-0.683	-	-
				Mid	0.481	1.093	-	-1.236	1.606
				High	0.924	1.207	-0.705	-	-
5785		157	Low	1.333	1.440	-0.625	-	-	
			Mid	0.665	1.207	-	-1.003	1.973	
			High	1.410	1.718	-0.525	-	-	
5825		165	Low	1.560	1.738	-0.251	-	-	

HE20		Frequency [MHz]	Channel No.	RU Index	Max. Power Spectral Density (dBm)					
					26 T	52 T	106 T	242 T	SU	
	UNII 4	5845	169	Mid	1.115	1.526	-	-0.510	2.209	
				High	1.410	1.735	-0.255	-	-	
				Low	3.930	4.319	2.215	-	-	
		5865	173	Mid	2.522	4.073	-	1.709	4.358	
				High	4.041	4.060	2.182	-	-	
				Low	3.927	4.231	2.046	-	-	
	5885	177	Low	4.006	4.213	2.118	-	-		
			Mid	2.587	4.201	-	1.709	4.564		
			High	4.088	4.315	2.341	-	-		
	Max EIRP PSD (dBm)	UNII 4	5845	169	Low	-3.970	-3.581	-5.685	-	-
					Mid	-5.378	-3.827	-	-6.191	-3.542
					High	-3.859	-3.840	-5.718	-	-
5865			173	Low	-3.973	-3.669	-5.854	-	-	
				Mid	-5.580	-4.048	-	-6.252	-3.473	
				High	-4.022	-3.724	-5.713	-	-	
5885			177	Low	-3.894	-3.687	-5.782	-	-	
				Mid	-5.313	-3.699	-	-6.191	-3.336	
				High	-3.812	-3.585	-5.559	-	-	

HE40		Frequency [MHz]	Channel No.	RUIndex	Max. Power Spectral Density (dBm)					
					26 T	52 T	106 T	242 T	484 T	SU
Max Output PSD (dBm)	UNII 1	5190	38	Low	3.610	3.827	1.649	-0.460	-	-
				Mid	3.400	3.857	1.651	-	-3.094	0.365
				High	3.726	4.104	2.126	-0.351	-	-
		5230	46	Low	3.164	3.751	1.766	-0.270	-	-
				Mid	3.465	3.901	1.617	-	-2.857	1.767
				High	3.822	3.951	1.955	-0.082	-	-
	UNII 2A	5270	54	Low	3.491	4.190	2.127	-0.476	-	-
				Mid	3.501	3.875	1.846	-	-3.199	1.872
				High	3.739	4.085	2.132	-0.381	-	-
		5310	62	Low	3.524	3.848	1.969	-0.442	-	-
				Mid	3.402	3.734	1.835	-	-3.287	-0.241
				High	3.705	3.886	1.983	-0.372	-	-
	UNII 2C	5510	102	Low	3.802	3.993	1.821	-0.233	-	-
				Mid	3.459	3.928	1.679	-	-3.306	0.335
				High	3.430	4.024	1.753	-0.605	-	-
		5550	110	Low	3.667	4.104	2.154	-0.560	-	-
				Mid	3.328	3.669	1.946	-	-3.424	1.604
				High	3.792	3.907	2.184	-0.451	-	-
		5710	142	Low	4.291	4.772	2.630	0.012	-	-
				Mid	3.683	4.417	2.479	-	-2.921	1.808
				High	3.967	4.701	2.451	-0.281	-	-
	UNII 3	5755	151	Low	1.304	1.416	-0.731	-3.161	-	-
				Mid	1.153	1.039	-0.762	-	-5.965	-1.100
				High	1.145	1.328	-0.649	-3.203	-	-
5795		159	Low	1.789	1.817	-0.159	-2.733	-	-	
			Mid	1.409	1.819	-0.170	-	-5.451	-0.974	
			High	1.609	1.940	-0.239	-2.694	-	-	
UNII 4	5835	167	Low	4.348	4.492	2.430	-0.041	-	-	
			Mid	3.647	4.000	2.230	-	-2.971	1.798	
			High	3.928	4.362	2.268	-0.327	-	-	
	5875	175	Low	3.276	3.365	1.528	-1.074	-	-	
			Mid	3.257	3.496	1.378	-	-3.564	1.176	
			High	3.660	3.731	1.959	-0.435	-	-	
Max EIRP PSD (dBm)	UNII 4	5835	167	Low	-3.552	-3.408	-5.470	-7.941	-	-
				Mid	-4.253	-3.900	-5.670	-	-10.871	-6.102
				High	-3.972	-3.538	-5.632	-8.227	-	-
		5875	175	Low	-4.624	-4.535	-6.372	-8.974	-	-
				Mid	-4.643	-4.404	-6.522	-	-11.464	-6.724
				High	-4.240	-4.169	-5.941	-8.335	-	-

HE80		Frequency [MHz]	Channel No.	RU Index	Max. Power Spectral Density (dBm)						
					26 T	52 T	106 T	242 T	484 T	996 T	SU
Max Output PSD (dBm)	UNII 1	5210	42	Low	3.475	3.688	1.652	-2.118	-5.086	-	-
				Mid	2.313	3.551	1.539	-1.937	-	-7.607	-3.104
				High	3.848	4.044	2.059	-1.441	-4.480	-	-
	UNII 2A	5290	58	Low	3.422	4.175	1.961	-1.564	-4.488	-	-
				Mid	2.254	3.687	1.914	-1.873	-	-7.537	-3.275
				High	3.687	3.876	2.010	-1.500	-4.486	-	-
	UNII 2C	5530	106	Low	3.863	4.391	2.516	-0.972	-4.095	-	-
				Mid	2.512	3.773	2.187	-1.405	-	-7.172	-2.695
				High	3.630	3.848	2.097	-1.402	-4.355	-	-
		5610	122	Low	3.705	4.120	2.453	-1.210	-4.041	-	-
				Mid	2.465	3.640	2.144	-1.442	-	-7.327	-2.336
				High	3.311	3.539	1.910	-1.544	-4.544	-	-
	5690	138	Low	3.778	3.920	1.792	-1.669	-4.739	-	-	
			Mid	2.454	3.889	1.852	-1.741	-	-7.607	-2.152	
			High	3.604	3.956	1.884	-1.694	-4.435	-	-	
	UNII 3	5775	155	Low	1.009	1.254	-0.988	-4.201	-7.348	-	-
				Mid	0.346	1.272	-0.893	-4.530	-	-10.290	-5.344
				High	1.064	1.705	-0.633	-4.249	-7.227	-	-
UNII 4	5855	171	Low	3.859	4.341	2.006	-1.317	-4.393	-	-	
			Mid	2.457	3.762	1.934	-1.689	-	-7.337	-2.732	
			High	4.341	4.822	2.417	-1.091	-4.142	-	-	
Max EIRP PSD (dBm)	UNII 4	5855	171	Low	-4.041	-3.559	-5.894	-9.217	-12.293	-	-
				Mid	-5.443	-4.138	-5.966	-9.589	-	-15.237	-10.632
				High	-3.559	-3.078	-5.483	-8.991	-12.042	-	-

HE160_80L		Frequency [MHz]	Channel No.	RU Index	Max. Power Spectral Density (dBm)						
					26 T	52 T	106 T	242 T	484 T	996 T	SU
Max Output PSD (dBm)	UNII 1&2A	5250	50	Low	1.320	-0.779	-3.896	-3.025	-6.032	-	-
				Mid	0.353	-0.651	-3.594	-3.011	-	-9.157	-
				High	1.259	-0.697	-3.746	-3.180	-6.048	-	-
	UNII 2C	5570	114	Low	-0.379	-1.596	-3.490	-2.848	-5.076	-	-
				Mid	-1.765	-1.447	-3.748	-2.961	-	-8.202	-
				High	-0.811	-2.062	-3.856	-3.320	-5.365	-	-
	UNII 3&4	5815	163	Low	0.040	2.391	-3.751	-2.113	-5.052	-	-
				Mid	-1.094	2.104	-3.887	-2.256	-	-8.118	-
				High	-0.196	1.687	-4.098	-2.284	-5.295	-	-
Max EIRP PSD (dBm)	UNII 3&4	5815	163	Low	-7.860	-5.509	-11.651	-10.013	-12.952	-	-
				Mid	-8.994	-5.796	-11.787	-10.156	-	-16.018	-
				High	-8.096	-6.213	-11.998	-10.184	-13.195	-	-

HE160_80U		Frequency [MHz]	Channel No.	RU Index	Max. Power Spectral Density (dBm)						
					26 T	52 T	106 T	242 T	484 T	996 T	SU
Max Output PSD (dBm)	UNII 1&2A	5250	50	Low	1.606	-0.708	-3.640	-3.007	-5.847	-	-
				Mid	0.251	-0.392	-3.690	-2.901	-	-9.160	-
				High	1.296	-0.390	-3.441	-3.062	-5.840	-	-
	UNII 2C	5570	114	Low	-0.478	-1.790	-3.859	-3.413	-5.281	-	-
				Mid	-1.263	-1.740	-3.776	-3.406	-	-8.605	-
				High	-0.483	-1.924	-4.064	-3.439	-5.352	-	-
	UNII 3&4	5815	163	Low	-0.442	2.102	-4.056	-2.539	-5.677	-	-
				Mid	-1.626	1.852	-4.260	-2.665	-	-8.567	-
				High	-0.159	1.885	-3.852	-2.498	-5.392	-	-
Max EIRP PSD (dBm)	UNII 3&4	5815	163	Low	-8.342	-5.798	-11.956	-10.439	-13.577	-	-
				Mid	-9.526	-6.048	-12.160	-10.565	-	-16.467	-
				High	-8.059	-6.015	-11.752	-10.398	-13.292	-	-

HE160_SU		Frequency [MHz]	Channel No.	Max. Power Spectral Density (dBm)	
				996 * 2 T	SU
Max Output PSD (dBm)	UNII 1&2A	5250	50	-11.569	-7.349
	UNII 2C	5570	114	-10.837	-6.714
	UNII 3&4	5815	163	-11.087	-6.947
Max EIRP PSD (dBm)	UNII 3&4	5815	163	-18.987	-14.847

Limit(UNII 1, 2A, 2C) : 11.0 dBm/MHz

Limit(UNII 3) : 30.0 dBm/500 kHz

Limit(UNII 4) : (EIRP) 14 dBm/MHz

10.5.3 MIMO(Ant 1 +Ant 2)

HE20		Frequency [MHz]	Channel No.	RU Index	Max. Power Spectral Density (dBm)				
					26 T	52 T	106 T	242 T	SU
Max Output PSD (dBm)	UNII 1	5180	36	Low	6.971	6.840	4.997	-	-
				Mid	5.449	6.748	-	4.785	7.539
				High	7.000	6.971	4.938	-	-
		5200	40	Low	7.004	6.923	4.857	-	-
				Mid	5.551	6.695	-	4.773	7.586
				High	7.076	6.986	4.949	-	-
		5240	48	Low	7.063	7.042	5.136	-	-
				Mid	5.576	6.833	-	4.944	7.805
				High	7.163	7.236	4.969	-	-
	UNII 2A	5260	52	Low	7.077	7.008	5.182	-	-
				Mid	5.562	6.917	-	4.902	7.732
				High	7.104	7.010	5.046	-	-
		5280	56	Low	7.007	6.943	4.902	-	-
				Mid	5.593	6.772	-	4.739	7.546
				High	6.941	6.847	4.819	-	-
		5320	64	Low	6.844	6.887	4.932	-	-
				Mid	5.432	6.682	-	4.660	7.556
				High	6.831	6.883	4.763	-	-
	UNII 2C	5500	100	Low	6.902	6.772	4.792	-	-
				Mid	5.410	6.691	-	3.855	7.572
				High	6.881	7.008	4.851	-	-
		5580	116	Low	7.102	7.149	5.501	-	-
				Mid	5.615	6.891	-	4.863	7.582
				High	7.081	7.178	5.604	-	-
		5720	144	Low	7.262	7.565	5.548	-	-
				Mid	5.828	7.281	-	5.026	7.855
				High	7.040	7.354	5.536	-	-
UNII 3	5745	149	Low	4.285	4.309	2.383	-	-	
			Mid	3.562	4.026	-	2.021	4.813	
			High	4.140	4.309	2.484	-	-	
	5785	157	Low	4.362	4.493	2.471	-	-	
			Mid	3.667	4.295	-	2.025	4.921	
			High	4.423	4.701	2.639	-	-	

HE20		Frequency [MHz]	Channel No.	RU Index	Max. Power Spectral Density (dBm)				
					26 T	52 T	106 T	242 T	SU
		5825	165	Low	4.722	4.774	2.869	-	-
				Mid	4.236	4.517	-	2.454	5.212
				High	4.722	4.802	2.944	-	-
	UNII 4	5845	169	Low	7.196	7.290	5.342	-	-
				Mid	5.773	7.028	-	4.879	7.625
				High	7.197	7.182	5.337	-	-
		5865	173	Low	6.937	7.346	5.237	-	-
				Mid	5.436	7.020	-	4.747	7.456
				High	6.962	7.329	5.277	-	-
		5885	177	Low	7.042	7.425	5.166	-	-
				Mid	5.590	7.218	-	4.724	7.521
				High	7.092	7.456	5.397	-	-
Max EIRP PSD (dBm)	5845	169	Low	3.533	3.626	1.679	-	-	
			Mid	2.109	3.364	-	1.215	3.962	
			High	3.533	3.518	1.673	-	-	
	5865	173	Low	3.273	3.682	1.574	-	-	
			Mid	1.772	3.356	-	1.083	3.792	
			High	3.298	3.665	1.613	-	-	
	5885	177	Low	3.379	3.761	1.502	-	-	
			Mid	1.926	3.555	-	1.061	3.857	
			High	3.428	3.792	1.733	-	-	

HE40		Frequency [MHz]	Channel No.	RU Index	Max. Power Spectral Density (dBm)					
					26 T	52 T	106 T	242 T	484 T	SU
Max Output PSD (dBm)	UNII 1	5190	38	Low	6.823	6.848	4.825	2.714	-	-
				Mid	6.483	6.842	4.741	-	-0.076	3.326
				High	6.788	7.076	5.098	2.799	-	-
		5230	46	Low	6.697	6.861	4.984	2.795	-	-
				Mid	6.786	6.856	4.761	-	-0.013	4.920
				High	6.959	7.075	5.113	2.789	-	-
	UNII 2A	5270	54	Low	6.896	7.066	5.119	2.640	-	-
				Mid	6.758	6.764	4.874	-	-0.227	4.825
				High	6.830	6.962	5.027	2.626	-	-
		5310	62	Low	6.706	6.942	4.902	2.345	-	-
				Mid	6.500	6.698	4.743	-	-0.441	2.665
				High	6.619	6.994	4.850	2.376	-	-
	UNII 2C	5510	102	Low	6.838	7.003	4.757	2.652	-	-
				Mid	6.402	6.750	4.683	-	-0.395	3.257
				High	6.658	7.013	4.693	2.451	-	-
		5550	110	Low	6.804	7.049	4.963	2.501	-	-
				Mid	6.499	6.616	4.824	-	-0.356	4.574
				High	6.775	6.969	5.021	2.556	-	-
	5710	142	Low	7.156	7.517	5.594	3.041	-	-	
			Mid	6.704	7.271	5.460	-	0.141	4.848	
			High	7.049	7.520	5.482	3.011	-	-	
	UNII 3	5755	151	Low	4.579	4.797	2.722	0.071	-	-
				Mid	4.292	4.404	2.588	-	-2.681	2.068
				High	4.443	4.689	2.838	0.098	-	-
5795		159	Low	4.609	4.602	2.662	0.131	-	-	
			Mid	4.187	4.478	2.648	-	-2.609	1.972	
			High	4.476	4.734	2.739	0.195	-	-	
UNII 4	5835	167	Low	7.123	7.459	5.486	3.190	-	-	
			Mid	6.676	7.157	5.268	-	0.173	4.974	
			High	7.110	7.375	5.433	2.981	-	-	
	5875	175	Low	6.036	6.273	4.312	1.710	-	-	
			Mid	5.980	6.413	4.241	-	-0.906	3.927	
			High	6.511	6.620	4.771	2.190	-	-	
Max EIRP PSD (dBm)	5835	167	Low	3.459	3.795	1.822	-0.474	-	-	
			Mid	3.013	3.493	1.605	-	-3.490	1.311	
			High	3.446	3.711	1.769	-0.683	-	-	
	5875	175	Low	2.373	2.609	0.648	-1.954	-	-	
			Mid	2.317	2.750	0.577	-	-4.569	0.263	
			High	2.847	2.956	1.107	-1.474	-	-	

HE80		Frequency [MHz]	Channel No.	RU Index	Max. Power Spectral Density (dBm)						
					26 T	52 T	106 T	242 T	484 T	996 T	SU
Max Output PSD (dBm)	UNII 1	5210	42	Low	6.899	6.936	4.803	1.226	-1.827	-	-
				Mid	5.553	6.702	4.723	1.219	-	-4.583	-0.003
				High	6.913	7.027	5.024	1.520	-1.386	-	-
	UNII 2A	5290	58	Low	6.762	7.031	4.939	1.473	-1.541	-	-
				Mid	5.586	6.704	4.761	1.141	-	-4.592	-0.320
				High	6.715	6.840	4.948	1.337	-1.661	-	-
	UNII 2C	5530	106	Low	7.030	7.129	5.282	1.718	-1.301	-	-
				Mid	5.600	6.731	5.019	1.469	-	-4.388	0.308
				High	6.805	6.970	5.056	1.522	-1.481	-	-
		5610	122	Low	6.678	6.930	5.323	1.637	-1.288	-	-
				Mid	5.406	6.709	5.047	1.467	-	-4.443	0.576
				High	6.398	6.623	5.067	1.503	-1.563	-	-
		5690	138	Low	6.742	6.792	5.004	1.552	-1.453	-	-
				Mid	5.515	6.852	5.224	1.552	-	-4.304	0.838
				High	6.824	7.097	5.300	1.734	-1.174	-	-
	UNII 3	5775	155	Low	3.880	4.215	2.077	-1.328	-4.344	-	-
				Mid	3.329	4.143	2.083	-1.391	-	-7.215	-2.290
				High	4.121	4.624	2.510	-1.151	-4.129	-	-
UNII 4	5855	171	Low	6.840	7.268	5.142	1.749	-1.331	-	-	
			Mid	5.639	6.888	5.006	1.516	-	-4.092	0.519	
			High	7.430	7.671	5.564	1.996	-1.016	-	-	
Max EIRP PSD (dBm)	UNII 4	5855	171	Low	3.176	3.604	1.478	-1.915	-4.995	-	-
				Mid	1.975	3.225	1.342	-2.147	-	-7.755	-3.145
				High	3.766	4.008	1.901	-1.668	-4.680	-	-

HE160_80L		Frequency [MHz]	Channel No.	RU Index	Max. Power Spectral Density (dBm)						
					26 T	52 T	106 T	242 T	484 T	996 T	SU
Max Output PSD (dBm)	UNII 1&2A	5250	50	Low	4.690	2.370	-0.624	0.096	-2.952	-	-
				Mid	3.509	2.532	-0.467	0.081	-	-6.101	-
				High	4.455	2.306	-0.811	-0.212	-3.059	-	-
	UNII 2C	5570	114	Low	2.353	1.118	-0.875	-0.207	-2.390	-	-
				Mid	1.294	1.262	-1.055	-0.355	-	-5.507	-
				High	2.179	0.803	-1.169	-0.613	-2.522	-	-
	UNII 3&4	5815	163	Low	2.797	5.115	-0.818	0.707	-2.259	-	-
				Mid	1.777	5.002	-0.963	0.633	-	-5.391	-
				High	2.714	4.753	-1.177	0.519	-2.516	-	-
Max EIRP PSD (dBm)	UNII 3&4	5815	163	Low	-0.867	1.452	-4.482	-2.957	-5.923	-	-
				Mid	-1.887	1.338	-4.627	-3.031	-	-9.055	-
				High	-0.950	1.089	-4.841	-3.145	-6.180	-	-

HE160_80U		Frequency [MHz]	Channel No.	RU Index	Max. Power Spectral Density (dBm)						
					26 T	52 T	106 T	242 T	484 T	996 T	SU
Max Output PSD (dBm)	UNII 1&2A	5250	50	Low	4.399	2.287	-0.686	-0.271	-3.176	-	-
				Mid	3.100	2.421	-0.856	-0.199	-	-6.453	-
				High	4.214	2.251	-0.841	-0.359	-3.290	-	-
	UNII 2C	5570	114	Low	2.483	0.985	-1.140	-0.670	-2.505	-	-
				Mid	1.613	1.298	-0.957	-0.647	-	-5.678	-
				High	2.742	1.073	-1.088	-0.575	-2.482	-	-
	UNII 3&4	5815	163	Low	2.644	4.896	-1.128	0.311	-2.618	-	-
				Mid	1.197	4.792	-1.267	0.263	-	-5.716	-
				High	2.844	4.997	-0.917	0.438	-2.537	-	-
Max EIRP PSD (dBm)	UNII 3&4	5815	163	Low	-1.019	1.233	-4.792	-3.352	-6.282	-	-
				Mid	-2.467	1.129	-4.930	-3.401	-	-9.380	-
				High	-0.819	1.333	-4.581	-3.225	-6.201	-	-

HE160_SU		Frequency [MHz]	Channel No.	Max. Power Spectral Density (dBm)	
				996 * 2 T	SU
Max Output PSD (dBm)	UNII 1&2A	5250	50	-8.621	-4.418
	UNII 2C	5570	114	-8.234	-3.935
	UNII 3&4	5815	163	-8.370	-4.061
Max EIRP PSD (dBm)	UNII 3&4	5815	163	-12.033	-7.725

Limit(UNII 1, 2A, 2C) : 11.0 dBm/MHz

Limit(UNII 3) : 30.0 dBm/500 kHz

Limit(UNII 4) : (EIRP) 14 dBm/MHz

Max EIRP PSD = Power Spectral Density(Sum) + Ant Gain(Directional Gain)

10.6 STRADDLE CHANNEL

10.6.1 26 dB Bandwidth

Test Note:

1. [UNII 2C] 26 dB Bandwidth = 5725 MHz - Measured Frequency[MHz]
2. [UNII 3] 26 dB Bandwidth = Measured Frequency[MHz] -5725 MHz
3. # : 26 dB bandwidth is only located in UNII 2C. Therefore 26 dB bandwidth do not overlap.

10.6.1.1 Ant1

802.11ax(HE20)

BW	Frequency [MHz]	Channel No.	Tone	RU Index	26 dB BW (MHz)	
					UNII 2C	UNII 3
HE20	5720	144	26 T	0	16.36	4.28
				4	14.48	4.56
				7	14.40	4.32
				8	14.16	6.16
			52 T	37	16.44	4.88
				38	14.60	4.72
				39	14.72	4.40
				40	14.60	6.08
			106 T	53	16.40	5.24
				54	15.00	6.64
			242 T	61	16.12	6.72
			SU	-	16.24	6.76

802.11ax(HE40)

BW	Frequency [MHz]	Channel No.	Tone	RU Index	26 dB BW (MHz)	
					UNII 2C	UNII 3
HE40	5710	142	26 T	# 0	-	-
				9	34.04	4.12
				16	34.04	5.08
				17	34.12	6.36
			52 T	# 37	-	-
				41	34.20	4.12
				43	34.20	4.12
				44	33.88	6.76
			106 T	# 53	-	-
				# 54	-	-
				55	35.08	4.28
				56	35.00	6.60
			242 T	# 61	-	-
				62	34.52	6.76
			484 T	65	37.56	7.16
			SU	-	37.56	7.16

802.11ax(HE80)

BW	Frequency [MHz]	Channel No.	Tone	RU Index	26 dB BW (MHz)	
					UNII 2C	UNII 3
HE80	5690	138	26 T	# 0	-	-
				# 18	-	-
				35	73.88	5.96
				36	73.88	7.08
			52 T	# 37	-	-
				# 45	-	-
				51	74.36	5.00
				52	74.20	8.52
			106 T	# 53	-	-
				# 57	-	-
				59	75.00	4.68
				60	75.00	8.52
			242 T	# 61	-	-
				# 62	-	-
				63	74.84	5.00
				64	75.16	8.52
			484 T	# 65	-	-
				66	75.48	9.00
			996 T	67	78.20	8.52
			SU	-	78.04	8.68

10.6.1.2 Ant2

802.11ax(HE20)

BW	Frequency [MHz]	Channel No.	Tone	RU Index	26 dB BW (MHz)	
					UNII 2C	UNII 3
HE20	5720	144	26 T	0	16.16	4.36
				4	14.44	4.44
				7	14.24	4.28
				8	14.36	6.20
			52 T	37	16.36	4.20
				38	14.60	4.56
				39	14.44	4.76
				40	14.60	6.08
			106 T	53	16.48	4.96
				54	15.00	6.28
			242 T	61	16.16	6.68
			SU	-	16.32	6.72

802.11ax(HE40)

BW	Frequency [MHz]	Channel No.	Tone	RU Index	26 dB BW (MHz)	
					UNII 2C	UNII 3
HE40	5710	142	26 T	# 0	-	-
				9	34.28	4.04
				16	34.28	4.92
				17	33.96	6.52
			52 T	# 37	-	-
				41	34.44	4.04
				43	34.20	4.12
				44	34.36	6.76
			106 T	# 53	-	-
				# 54	-	-
				55	35.16	4.20
				56	34.92	6.84
			242 T	# 61	-	-
				62	34.92	6.52
			484 T	65	37.08	7.56
			SU	-	39.16	9.16

802.11ax(HE80)

BW	Frequency [MHz]	Channel No.	Tone	RU Index	26 dB BW (MHz)	
					UNII 2C	UNII 3
HE80	5690	138	26 T	# 0	-	-
				# 18	-	-
				35	74.20	6.92
				36	73.88	7.40
			52 T	# 37	-	-
				# 45	-	-
				51	74.52	5.16
				52	74.52	8.52
			106 T	# 53	-	-
				# 57	-	-
				59	74.84	4.84
				60	75.00	8.68
			242 T	# 61	-	-
				# 62	-	-
				63	75.32	5.96
				64	74.84	8.36
			484 T	# 65	-	-
				66	76.12	9.96
			996 T	67	79.00	9.32
			SU	-	78.20	8.52

10.6.2 6 dB Bandwidth

Test Note:

1. 6 dB Bandwidth = Measured Frequency[MHz] – 5725 MHz
2. # : 6 dB bandwidth is only located in UNII 2C. Therefore 6 dB bandwidth do not overlap.
3. Limit : > 0.5 MHz

10.6.2.1 Ant1

802.11ax(HE20)

BW	Frequency [MHz]	Channel No.	Tone	RU Index	6 dB BW (MHz)
					UNII 3
HE20	5720	144	26 T	# 0	-
				# 4	-
				7	2.52
				8	4.56
			52 T	# 37	-
				# 38	-
				39	2.60
				40	4.52
			106 T	# 53	-
				54	4.60
			242 T	61	4.56
			SU	-	4.56

802.11ax(HE40)

BW	Frequency [MHz]	Channel No.	Tone	RU Index	6 dB BW (MHz)
					UNII 3
HE40	5710	142	26 T	# 0	-
				# 9	-
				16	2.04
				17	4.12
			52 T	# 37	-
				# 41	-
				# 43	-
				44	4.12
			106 T	# 53	-
				# 54	-
				55	2.60
				56	4.12
			242 T	# 61	-
				62	4.12
			484 T	65	4.12
			SU	-	4.12

802.11ax(HE80)

BW	Frequency [MHz]	Channel No.	Tone	RU Index	6 dB BW (MHz)
					UNII 3
HE80	5690	138	26 T	# 0	-
				# 18	-
				35	2.12
				36	4.20
			52 T	# 37	-
				# 45	-
				# 51	-
				52	4.20
			106 T	# 53	-
				# 57	-
				# 59	-
				60	4.20
			242 T	# 61	-
				# 62	-
				63	2.76
				64	4.20
			484 T	# 65	-
66	4.36				
996 T	67	4.20			
SU	-	4.20			

10.6.2.2 Ant2

802.11ax(HE20)

BW	Frequency [MHz]	Channel No.	Tone	RU Index	6 dB BW (MHz)
					UNII 3
HE20	5720	144	26 T	# 0	-
				# 4	-
				7	2.52
				8	4.56
			52 T	# 37	-
				# 38	-
				39	2.60
				40	4.52
			106 T	# 53	-
				54	4.60
			242 T	61	4.56
			SU	-	4.56

802.11ax(HE40)

BW	Frequency [MHz]	Channel No.	Tone	RU Index	6 dB BW (MHz)
					UNII 3
HE40	5710	142	26 T	# 0	-
				# 9	-
				16	2.12
				17	4.12
			52 T	# 37	-
				# 41	-
				# 43	-
				44	4.12
			106 T	# 53	-
				# 54	-
				55	2.60
				56	4.04
			242 T	# 61	-
				62	4.20
			484 T	65	4.12
SU	-	4.12			

802.11ax(HE80)

BW	Frequency [MHz]	Channel No.	Tone	RU Index	6 dB BW (MHz)
					UNII 3
HE80	5690	138	26 T	# 0	-
				# 18	-
				35	2.28
				36	4.20
			52 T	# 37	-
				# 45	-
				# 51	-
				52	4.20
			106 T	# 53	-
				# 57	-
				# 59	-
				60	4.20
			242 T	# 61	-
				# 62	-
				63	2.60
				64	4.20
			484 T	# 65	-
				66	4.20
			996 T	67	4.20
			SU	-	4.20

10.6.3 Output Power

Test Note:

1. # : 26 dB bandwidth is only located in UNII 2C. Therefore 26 dB bandwidth do not overlap.
2. Limit(2C) : 23.98 dBm or 11 dBm + 10 log B, (where B is the 26 dB emission bandwidth in megahertz.)
3. Limit(UNII 3) : 30.00 dBm

10.6.3.1 Ant1

802.11ax(HE20)

BW	Frequency [MHz]	Channel No.	Tone	RU Index	Total Power (dBm)	
					UNII 2C	UNII 3
HE20	5720	144	26 T	0	6.95	-21.56
				4	6.50	-20.56
				7	-9.21	6.78
				8	-14.80	6.90
			52 T	37	9.66	-18.05
				38	9.48	-17.78
				39	9.03	-0.49
				40	-8.24	9.62
			106 T	53	10.86	-16.28
				54	7.29	8.37
			242 T	61	12.66	7.86
			SU	-	15.52	10.74

802.11ax(HE40)

BW	Frequency [MHz]	Channel No.	Tone	RU Index	Total Power (dBm)	
					UNII 2C	UNII 3
HE40	5710	142	26 T	# 0	-	-
				9	6.64	-24.75
				16	-2.90	6.46
				17	-14.63	6.87
			52 T	# 37	-	-
				41	9.61	-21.01
				43	9.66	-6.63
				44	-2.73	9.64
			106 T	# 53	-	-
				# 54	-	-
				55	10.88	-19.72
				56	8.14	7.97
			242 T	# 61	-	-
				62	11.02	5.59
			484 T	65	11.61	2.64
			SU	-	16.26	7.35

802.11ax(HE80)

BW	Frequency [MHz]	Channel No.	Tone	RU Index	Total Power (dBm)	
					UNII 2C	UNII 3
HE80	5690	138	26 T	# 0	-	-
				# 18	-	-
				35	-1.12	6.82
				36	-14.33	7.27
			52 T	# 37	-	-
				# 45	-	-
				51	9.45	-6.44
				52	-2.89	9.80
			106 T	# 53	-	-
				# 57	-	-
				59	10.94	-21.19
				60	8.18	8.39
			242 T	# 61	-	-
				# 62	-	-
				63	10.81	-22.22
				64	9.95	4.91
			484 T	# 65	-	-
				66	10.36	1.84
			996 T	67	10.41	-1.29
			SU	-	15.10	3.41

10.6.3.2 Ant2

802.11ax(HE20)

BW	Frequency [MHz]	Channel No.	Tone	RU Index	Total Power (dBm)	
					UNII 2C	UNII 3
HE20	5720	144	26 T	0	6.89	-21.77
				4	6.34	-21.32
				7	-9.37	6.52
				8	-14.84	6.66
			52 T	37	9.86	-18.48
				38	9.61	-18.12
				39	9.09	-0.44
				40	-8.27	9.68
			106 T	53	11.00	-16.52
				54	7.39	8.41
			242 T	61	12.48	7.60
			SU	-	15.32	10.45

802.11ax(HE40)

BW	Frequency [MHz]	Channel No.	Tone	RU Index	Total Power (dBm)	
					UNII 2C	UNII 3
HE40	5710	142	26 T	# 0	-	-
				9	6.55	-24.14
				16	-3.13	6.23
				17	-14.56	6.63
			52 T	# 37	-	-
				41	9.87	-21.22
				43	9.81	-6.52
				44	-2.68	9.69
			106 T	# 53	-	-
				# 54	-	-
				55	10.93	-21.71
				56	8.13	7.92
			242 T	# 61	-	-
				62	10.69	5.19
			484 T	65	11.35	2.25
			SU	-	16.09	7.02

802.11ax(HE80)

BW	Frequency [MHz]	Channel No.	Tone	RU Index	Total Power (dBm)	
					UNII 2C	UNII 3
HE80	5690	138	26 T	# 0	-	-
				# 18	-	-
				35	-3.16	6.36
				36	-14.34	6.81
			52 T	# 37	-	-
				# 45	-	-
				51	9.20	-6.82
				52	-3.00	9.47
			106 T	# 53	-	-
				# 57	-	-
				59	10.24	-23.47
				60	7.35	7.56
			242 T	# 61	-	-
				# 62	-	-
				63	10.22	-23.17
				64	9.13	4.02
			484 T	# 65	-	-
				66	9.70	0.97
			996 T	67	9.72	-2.18
			SU	-	14.97	3.05

10.6.4 Power Spectral Density

Test Note: Limit(UNII 3) : 30.0 dBm/500 kHz

10.6.4.1 Ant1

802.11ax(HE20)

BW	Frequency [MHz]	Channel No.	Tone	RU Index	PSD (dBm)	
					UNII 2C	UNII 3
HE20	5720	144	26 T	0	4.418	-22.691
				4	2.748	-26.958
				7	-4.795	1.372
				8	-20.457	1.566
			52 T	37	4.110	-21.666
				38	3.978	-18.625
				39	3.909	0.428
				40	-4.970	1.417
			106 T	53	2.460	-19.797
				54	2.321	-0.283
			242 T	61	2.052	-0.908
			SU	-	4.858	1.921

802.11ax(HE40)

BW	Frequency [MHz]	Channel No.	Tone	RU Index	PSD (dBm)	
					UNII 2C	UNII 3
HE40	5710	142	26 T	# 0	-	-
				9	3.788	-30.257
				16	0.855	1.499
				17	-23.530	1.557
			52 T	# 37	-	-
				41	4.049	-25.869
				43	4.196	-9.343
				44	0.945	1.595
			106 T	# 53	-	-
				# 54	-	-
				55	2.269	-24.777
				56	2.531	-0.475
			242 T	# 61	-	-
				62	-0.009	-2.783
			484 T	65	-3.017	-5.743
			SU	-	1.769	-1.121

802.11ax(HE80)

BW	Frequency [MHz]	Channel No.	Tone	RU Index	PSD (dBm)	
					UNII 2C	UNII 3
HE80	5690	138	26 T	# 0	-	-
				# 18	-	-
				35	-0.257	1.407
				36	-25.959	1.314
			52 T	# 37	-	-
				# 45	-	-
				51	3.971	-10.539
				52	-0.213	0.999
			106 T	# 53	-	-
				# 57	-	-
				59	2.374	-37.212
				60	2.437	-0.427
			242 T	# 61	-	-
				# 62	-	-
				63	-1.288	-25.330
				64	-1.021	-4.179
			484 T	# 65	-	-
				66	-4.186	-7.163
			996 T	67	-7.204	-10.310
			SU	-	-2.511	-5.315

10.6.4.2 Ant2

802.11ax(HE20)

BW	Frequency [MHz]	Channel No.	Tone	RU Index	PSD (dBm)	
					UNII 2C	UNII 3
HE20	5720	144	26 T	0	4.260	-25.140
				4	2.748	-22.121
				7	-4.961	1.053
				8	-20.034	1.219
			52 T	37	4.515	-21.381
				38	4.237	-21.094
				39	4.044	0.624
				40	-4.655	1.479
			106 T	53	2.633	-22.050
				54	2.177	-0.345
			242 T	61	1.785	-1.163
			SU	-	4.560	1.640

802.11ax(HE40)

BW	Frequency [MHz]	Channel No.	Tone	RU Index	PSD (dBm)	
					UNII 2C	UNII 3
HE40	5710	142	26 T	# 0	-	-
				9	3.892	-28.096
				16	0.619	1.132
				17	-23.235	1.164
			52 T	# 37	-	-
				41	4.090	-22.659
				43	4.330	-9.136
				44	0.771	1.372
			106 T	# 53	-	-
				# 54	-	-
				55	2.240	-24.294
				56	2.229	-0.502
			242 T	# 61	-	-
				62	-0.345	-3.113
			484 T	65	-2.987	-6.272
			SU	-	1.666	-1.339

802.11ax(HE80)

BW	Frequency [MHz]	Channel No.	Tone	RU Index	PSD (dBm)	
					UNII 2C	UNII 3
HE80	5690	138	26 T	# 0	-	-
				# 18	-	-
				35	-0.242	0.959
				36	-24.460	0.909
			52 T	# 37	-	-
				# 45	-	-
				51	3.719	-11.329
				52	-0.834	1.194
			106 T	# 53	-	-
				# 57	-	-
				59	1.622	-25.793
				60	1.577	-1.333
			242 T	# 61	-	-
				# 62	-	-
				63	-1.862	-29.422
				64	-1.871	-4.804
			484 T	# 65	-	-
66	-4.851	-8.101				
996 T	67	-8.121	-11.077			
SU	-	-2.890	-5.957			

10.7 RADIATED SPURIOUS EMISSIONS (9 kHz – 1 GHz)

Frequency Range : 9 kHz – 30 MHz

Frequency	Measured Value	CL+AF+DF-AG	ANT. POL	Total	Limit	Margin
[MHz]	[dB μ V]	[dB/m]	[H/V]	[dB μ V/m]	[dB μ V/m]	[dB]
No Critical peaks found						

Note:

1. The Measured Value of emissions are attenuated more than 20 dB below the permissible limits or the field strength is too small to be measured.
2. Distance extrapolation factor = $40 \log(\text{specific distance} / \text{test distance})$ (dB)
3. Limit line = specific Limits (dB μ V) + Distance extrapolation factor

Frequency Range : Below 1 GHz

Frequency	Measured Value	A.F+C.L	ANT. POL	Total	Limit	Margin
[MHz]	[dB μ V]	[dB/m]	[H/V]	[dB μ V/m]	[dB μ V/m]	[dB]
No Critical peaks found						

Note:

1. Radiated emissions measured in frequency range from 30 MHz to 1000 MHz were made with an instrument using Quasi peak detector mode

10.8 RADIATED SPURIOUS EMISSIONS (Above 1 GHz)

10.8.1 802.11ax(HE20)

1) 26 Tone RU 0

Band :	UNII 1
Operation Mode:	802.11ax(HE20)
Transfer MCS Index:	MCS0
Operating Frequency	5180 MHz
Channel No.	36 Ch

Frequency [MHz]	Measured Value [dB μ V]	CL+AF+DF-AG [dB/m]	ANT. POL [H/V]	Total [dB μ V/m]	Limit [dB μ V/m]	Margin [dB]	Measurement Type
10360	44.30	8.52	V	52.82	68.20	15.38	PK
15540	40.52	13.29	V	53.81	73.98	20.17	PK
15540	27.06	13.29	V	40.35	53.98	13.63	AV
10360	44.58	8.52	H	53.10	68.20	15.10	PK
15540	40.58	13.29	H	53.87	73.98	20.11	PK
15540	27.10	13.29	H	40.39	53.98	13.59	AV

Band :	UNII 1
Operation Mode:	802.11ax(HE20)
Transfer MCS Index:	MCS0
Operating Frequency	5200 MHz
Channel No.	40 Ch

Frequency [MHz]	Measured Value [dB μ V]	CL+AF+DF-AG [dB/m]	ANT. POL [H/V]	Total [dB μ V/m]	Limit [dB μ V/m]	Margin [dB]	Measurement Type
10400	44.77	8.86	V	53.63	68.20	14.57	PK
15600	40.26	13.36	V	53.62	73.98	20.36	PK
15600	26.93	13.36	V	40.29	53.98	13.69	AV
10400	44.84	8.86	H	53.70	68.20	14.50	PK
15600	40.35	13.36	H	53.71	73.98	20.27	PK
15600	26.83	13.36	H	40.19	53.98	13.79	AV

Band :	UNII 1
Operation Mode:	802.11ax(HE20)
Transfer MCS Index:	MCS0
Operating Frequency	5240 MHz
Channel No.	48 Ch

Frequency [MHz]	Measured Value [dB μ V]	CL+AF+DF-AG [dB/m]	ANT. POL [H/V]	Total [dB μ V/m]	Limit [dB μ V/m]	Margin [dB]	Measurement Type
10480	46.48	9.22	V	55.70	68.20	12.50	PK
15720	39.94	13.27	V	53.21	73.98	20.77	PK
15720	26.71	13.27	V	39.98	53.98	14.00	AV
10480	45.09	9.22	H	54.31	68.20	13.89	PK
15720	39.72	13.27	H	52.99	73.98	20.99	PK
15720	26.71	13.27	H	39.98	53.98	14.00	AV

Band :	UNII 2A
Operation Mode:	802.11ax(HE20)
Transfer MCS Index:	MCS0
Operating Frequency	5260 MHz
Channel No.	52 Ch

Frequency [MHz]	Measured Value [dB μ V]	CL+AF+DF-AG [dB/m]	ANT. POL [H/V]	Total [dB μ V/m]	Limit [dB μ V/m]	Margin [dB]	Measurement Type
10520	45.16	9.29	V	54.45	68.20	13.75	PK
15780	40.99	13.27	V	54.26	73.98	19.72	PK
15780	27.49	13.27	V	40.76	53.98	13.22	AV
10520	43.43	9.29	H	52.72	68.20	15.48	PK
15780	41.30	13.27	H	54.57	73.98	19.41	PK
15780	27.49	13.27	H	40.76	53.98	13.22	AV

Band :	UNII 2A
Operation Mode:	802.11ax(HE20)
Transfer MCS Index:	MCS0
Operating Frequency	5300 MHz
Channel No.	60 Ch

Frequency [MHz]	Measured Value [dB μ V]	CL+AF+DF-AG [dB/m]	ANT. POL [H/V]	Total [dB μ V/m]	Limit [dB μ V/m]	Margin [dB]	Measurement Type
10600	45.16	10.19	V	55.35	73.98	18.63	PK
10600	30.67	10.19	V	40.86	53.98	13.12	AV
15900	41.26	12.93	V	54.19	73.98	19.79	PK
15900	27.77	12.93	V	40.70	53.98	13.28	AV
10600	43.84	10.19	H	54.03	73.98	19.95	PK
10600	30.11	10.19	H	40.30	53.98	13.68	AV
15900	41.62	12.93	H	54.55	73.98	19.43	PK
15900	27.89	12.93	H	40.82	53.98	13.16	AV

Band :	UNII 2A
Operation Mode:	802.11ax(HE20)
Transfer MCS Index:	MCS0
Operating Frequency	5320 MHz
Channel No.	64 Ch

Frequency [MHz]	Measured Value [dB μ V]	CL+AF+DF-AG [dB/m]	ANT. POL [H/V]	Total [dB μ V/m]	Limit [dB μ V/m]	Margin [dB]	Measurement Type
10640	45.07	9.80	V	54.87	73.98	19.11	PK
10640	30.86	9.80	V	40.66	53.98	13.32	AV
15960	41.22	12.63	V	53.85	73.98	20.13	PK
15960	27.56	12.63	V	40.19	53.98	13.79	AV
10640	44.04	9.80	H	53.84	73.98	20.14	PK
10640	30.04	9.80	H	39.84	53.98	14.14	AV
15960	41.40	12.63	H	54.03	73.98	19.95	PK
15960	27.62	12.63	H	40.25	53.98	13.73	AV

Band : UNII 2C
 Operation Mode: 802.11ax(HE20)
 Transfer MCS Index: MCS0
 Operating Frequency 5500 MHz
 Channel No. 100 Ch

Frequency [MHz]	Measured Value [dBμV]	CL+AF+DF-AG [dB/m]	ANT. POL [H/V]	Total [dBμV/m]	Limit [dBμV/m]	Margin [dB]	Measurement Type
11000	43.19	10.95	V	54.14	73.98	19.84	PK
11000	29.90	10.95	V	40.85	53.98	13.13	AV
16500	41.82	12.45	V	54.27	68.20	13.93	PK
11000	42.86	10.95	H	53.81	73.98	20.17	PK
11000	29.14	10.95	H	40.09	53.98	13.89	AV
16500	42.17	12.45	H	54.62	68.20	13.58	PK

Band : UNII 2C
 Operation Mode: 802.11ax(HE20)
 Transfer MCS Index: MCS0
 Operating Frequency 5580 MHz
 Channel No. 116 Ch

Frequency [MHz]	Measured Value [dBμV]	CL+AF+DF-AG [dB/m]	ANT. POL [H/V]	Total [dBμV/m]	Limit [dBμV/m]	Margin [dB]	Measurement Type
11160	42.01	10.83	V	52.84	73.98	21.14	PK
11160	28.42	10.83	V	39.25	53.98	14.73	AV
16740	38.43	13.07	V	51.50	68.20	16.70	PK
11160	42.22	10.83	H	53.05	73.98	20.93	PK
11160	28.69	10.83	H	39.52	53.98	14.46	AV
16740	38.23	13.07	H	51.30	68.20	16.90	PK

Band :	UNII 2C
Operation Mode:	802.11ax(HE20)
Transfer MCS Index:	MCS0
Operating Frequency	5720 MHz
Channel No.	144 Ch

Frequency [MHz]	Measured Value [dB μ V]	CL+AF+DF-AG [dB/m]	ANT. POL [H/V]	Total [dB μ V/m]	Limit [dB μ V/m]	Margin [dB]	Measurement Type
11440	42.05	11.07	V	53.12	73.98	20.86	PK
11440	28.25	11.07	V	39.32	53.98	14.66	AV
17160	41.01	13.93	V	54.94	68.20	13.26	PK
11440	42.11	11.07	H	53.18	73.98	20.80	PK
11440	28.26	11.07	H	39.33	53.98	14.65	AV
17160	40.97	13.93	H	54.90	68.20	13.30	PK

Band :	UNII 3
Operation Mode:	802.11ax(HE20)
Transfer MCS Index:	MCS0
Operating Frequency	5745MHz
Channel No.	149 Ch

Frequency [MHz]	Measured Value [dB μ V]	CL+AF+DF-AG [dB/m]	ANT. POL [H/V]	Total [dB μ V/m]	Limit [dB μ V/m]	Margin [dB]	Measurement Type
11490	42.35	11.30	V	53.65	73.98	20.33	PK
11490	28.79	11.30	V	40.09	53.98	13.89	AV
17235	41.64	14.50	V	56.14	68.20	12.06	PK
11490	42.07	11.30	H	53.37	73.98	20.61	PK
11490	28.74	11.30	H	40.04	53.98	13.94	AV
17235	41.30	14.50	H	55.80	68.20	12.40	PK

Band :	UNII 3
Operation Mode:	802.11ax(HE20)
Transfer MCS Index:	MCS0
Operating Frequency	5785 MHz
Channel No.	157 Ch

Frequency [MHz]	Measured Value [dB μ V]	CL+AF+DF-AG [dB/m]	ANT. POL [H/V]	Total [dB μ V/m]	Limit [dB μ V/m]	Margin [dB]	Measurement Type
11570	42.75	10.55	V	53.30	73.98	20.68	PK
11570	28.74	10.55	V	39.29	53.98	14.69	AV
17355	40.86	15.81	V	56.67	68.20	11.53	PK
11570	42.54	10.55	H	53.09	73.98	20.89	PK
11570	28.81	10.55	H	39.36	53.98	14.62	AV
17355	41.44	15.81	H	57.25	68.20	10.95	PK

Band :	UNII 3
Operation Mode:	802.11ax(HE20)
Transfer MCS Index:	MCS0
Operating Frequency	5825 MHz
Channel No.	165 Ch

Frequency [MHz]	Measured Value [dB μ V]	CL+AF+DF-AG [dB/m]	ANT. POL [H/V]	Total [dB μ V/m]	Limit [dB μ V/m]	Margin [dB]	Measurement Type
11650	42.71	10.07	V	52.78	73.98	21.20	PK
11650	28.98	10.07	V	39.05	53.98	14.93	AV
17475	40.27	17.40	V	57.67	68.20	10.53	PK
11650	42.70	10.07	H	52.77	73.98	21.21	PK
11650	28.89	10.07	H	38.96	53.98	15.02	AV
17475	41.02	17.40	H	58.42	68.20	9.78	PK

Band : UNII 4
 Operation Mode: 802.11ax(HE20)
 Transfer MCS Index: MCS0
 Operating Frequency 5845 MHz
 Channel No. 169 Ch

Frequency [MHz]	Measured Value [dBμV]	CL+AF+DF-AG [dB/m]	ANT. POL [H/V]	Total [dBμV/m]	Limit [dBμV/m]	Margin [dB]	Measurement Type
11690	42.44	10.09	V	52.53	73.98	21.45	PK
11690	28.85	10.09	V	38.94	53.98	15.04	AV
17535	40.25	17.76	V	58.01	68.20	10.19	PK
11690	42.25	10.09	H	52.34	73.98	21.64	PK
11690	28.97	10.09	H	39.06	53.98	14.92	AV
17535	40.22	17.76	H	57.98	68.20	10.22	PK

Band : UNII 4
 Operation Mode: 802.11ax(HE20)
 Transfer MCS Index: MCS0
 Operating Frequency 5865 MHz
 Channel No. 173 Ch

Frequency [MHz]	Measured Value [dBμV]	CL+AF+DF-AG [dB/m]	ANT. POL [H/V]	Total [dBμV/m]	Limit [dBμV/m]	Margin [dB]	Measurement Type
11730	42.93	9.71	V	52.64	73.98	21.34	PK
11730	28.95	9.71	V	38.66	53.98	15.32	AV
17595	41.16	18.11	V	59.27	68.20	8.93	PK
11730	43.02	9.71	H	52.73	73.98	21.25	PK
11730	28.97	9.71	H	38.68	53.98	15.30	AV
17595	40.99	18.11	H	59.10	68.20	9.10	PK

Band :	UNII 4
Operation Mode:	802.11ax(HE20)
Transfer MCS Index:	MCS0
Operating Frequency	5885 MHz
Channel No.	177 Ch

Frequency [MHz]	Measured Value [dB μ V]	CL+AF+DF-AG [dB/m]	ANT. POL [H/V]	Total [dB μ V/m]	Limit [dB μ V/m]	Margin [dB]	Measurement Type
11770	42.46	9.33	V	51.79	73.98	22.19	PK
11770	29.10	9.33	V	38.43	53.98	15.55	AV
17655	41.03	18.44	V	59.47	68.20	8.73	PK
11770	42.78	9.33	H	52.11	73.98	21.87	PK
11770	29.17	9.33	H	38.50	53.98	15.48	AV
17655	41.35	18.44	H	59.79	68.20	8.41	PK

2) 242 Tone RU 61

Band :	UNII 1
Operation Mode:	802.11ax(HE20)
Transfer MCS Index:	MCS0
Operating Frequency	5180 MHz
Channel No.	36 Ch

Frequency [MHz]	Measured Value [dB μ V]	CL+AF+DF-AG [dB/m]	ANT. POL [H/V]	Total [dB μ V/m]	Limit [dB μ V/m]	Margin [dB]	Measurement Type
10360	46.08	8.52	V	54.60	68.20	13.60	PK
15540	40.71	13.29	V	54.00	73.98	19.98	PK
15540	27.05	13.29	V	40.34	53.98	13.64	AV
10360	46.50	8.52	H	55.02	68.20	13.18	PK
15540	40.60	13.29	H	53.89	73.98	20.09	PK
15540	26.99	13.29	H	40.28	53.98	13.70	AV

Band :	UNII 1
Operation Mode:	802.11ax(HE20)
Transfer MCS Index:	MCS0
Operating Frequency	5200 MHz
Channel No.	40 Ch

Frequency [MHz]	Measured Value [dB μ V]	CL+AF+DF-AG [dB/m]	ANT. POL [H/V]	Total [dB μ V/m]	Limit [dB μ V/m]	Margin [dB]	Measurement Type
10400	46.76	8.86	V	55.62	68.20	12.58	PK
15600	40.61	13.36	V	53.97	73.98	20.01	PK
15600	26.87	13.36	V	40.23	53.98	13.75	AV
10400	46.64	8.86	H	55.50	68.20	12.70	PK
15600	40.32	13.36	H	53.68	73.98	20.30	PK
15600	26.83	13.36	H	40.19	53.98	13.79	AV

Band :	UNII 1
Operation Mode:	802.11ax(HE20)
Transfer MCS Index:	MCS0
Operating Frequency	5240 MHz
Channel No.	48 Ch

Frequency [MHz]	Measured Value [dB μ V]	CL+AF+DF-AG [dB/m]	ANT. POL [H/V]	Total [dB μ V/m]	Limit [dB μ V/m]	Margin [dB]	Measurement Type
10480	46.13	9.22	V	55.35	68.20	12.85	PK
15720	40.34	13.27	V	53.61	73.98	20.37	PK
15720	26.66	13.27	V	39.93	53.98	14.05	AV
10480	46.35	9.22	H	55.57	68.20	12.63	PK
15720	40.05	13.27	H	53.32	73.98	20.66	PK
15720	26.69	13.27	H	39.96	53.98	14.02	AV

Band :	UNII 2A
Operation Mode:	802.11ax(HE20)
Transfer MCS Index:	MCS0
Operating Frequency	5260 MHz
Channel No.	52 Ch

Frequency [MHz]	Measured Value [dB μ V]	CL+AF+DF-AG [dB/m]	ANT. POL [H/V]	Total [dB μ V/m]	Limit [dB μ V/m]	Margin [dB]	Measurement Type
10520	46.34	9.29	V	55.63	68.20	12.57	PK
15780	40.64	13.27	V	53.91	73.98	20.07	PK
15780	27.51	13.27	V	40.78	53.98	13.20	AV
10520	45.54	9.29	H	54.83	68.20	13.37	PK
15780	41.27	13.27	H	54.54	73.98	19.44	PK
15780	27.51	13.27	H	40.78	53.98	13.20	AV

Band :	UNII 2A
Operation Mode:	802.11ax(HE20)
Transfer MCS Index:	MCS0
Operating Frequency	5300 MHz
Channel No.	60 Ch

Frequency [MHz]	Measured Value [dB μ V]	CL+AF+DF-AG [dB/m]	ANT. POL [H/V]	Total [dB μ V/m]	Limit [dB μ V/m]	Margin [dB]	Measurement Type
10600	45.56	10.19	V	55.75	73.98	18.23	PK
10600	32.84	10.19	V	43.03	53.98	10.95	AV
15900	41.02	12.93	V	53.95	73.98	20.03	PK
15900	27.79	12.93	V	40.72	53.98	13.26	AV
10600	45.75	10.19	H	55.94	73.98	18.04	PK
10600	32.05	10.19	H	42.24	53.98	11.74	AV
15900	41.59	12.93	H	54.52	73.98	19.46	PK
15900	27.85	12.93	H	40.78	53.98	13.20	AV

Band :	UNII 2A
Operation Mode:	802.11ax(HE20)
Transfer MCS Index:	MCS0
Operating Frequency	5320 MHz
Channel No.	64 Ch

Frequency [MHz]	Measured Value [dB μ V]	CL+AF+DF-AG [dB/m]	ANT. POL [H/V]	Total [dB μ V/m]	Limit [dB μ V/m]	Margin [dB]	Measurement Type
10640	46.55	9.80	V	56.35	73.98	17.63	PK
10640	32.93	9.80	V	42.73	53.98	11.25	AV
15960	41.17	12.63	V	53.80	73.98	20.18	PK
15960	27.56	12.63	V	40.19	53.98	13.79	AV
10640	45.78	9.80	H	55.58	73.98	18.40	PK
10640	32.17	9.80	H	41.97	53.98	12.01	AV
15960	40.89	12.63	H	53.52	73.98	20.46	PK
15960	27.71	12.63	H	40.34	53.98	13.64	AV

Band : UNII 2C
 Operation Mode: 802.11ax(HE20)
 Transfer MCS Index: MCS0
 Operating Frequency 5500 MHz
 Channel No. 100 Ch

Frequency [MHz]	Measured Value [dBμV]	CL+AF+DF-AG [dB/m]	ANT. POL [H/V]	Total [dBμV/m]	Limit [dBμV/m]	Margin [dB]	Measurement Type
11000	44.20	10.95	V	55.15	73.98	18.83	PK
11000	31.21	10.95	V	42.16	53.98	11.82	AV
16500	41.81	12.45	V	54.26	68.20	13.94	PK
11000	42.70	10.95	H	53.65	73.98	20.33	PK
11000	29.29	10.95	H	40.24	53.98	13.74	AV
16500	41.78	12.45	H	54.23	68.20	13.97	PK

Band : UNII 2C
 Operation Mode: 802.11ax(HE20)
 Transfer MCS Index: MCS0
 Operating Frequency 5580 MHz
 Channel No. 116 Ch

Frequency [MHz]	Measured Value [dBμV]	CL+AF+DF-AG [dB/m]	ANT. POL [H/V]	Total [dBμV/m]	Limit [dBμV/m]	Margin [dB]	Measurement Type
11160	42.24	10.83	V	53.07	73.98	20.91	PK
11160	29.12	10.83	V	39.95	53.98	14.03	AV
16740	41.55	13.07	V	54.62	68.20	13.58	PK
11160	42.12	10.83	H	52.95	73.98	21.03	PK
11160	29.02	10.83	H	39.85	53.98	14.13	AV
16740	41.67	13.07	H	54.74	68.20	13.46	PK

Band : UNII 2C
 Operation Mode: 802.11ax(HE20)
 Transfer MCS Index: MCS0
 Operating Frequency 5720 MHz
 Channel No. 144 Ch

Frequency [MHz]	Measured Value [dBμV]	CL+AF+DF-AG [dB/m]	ANT. POL [H/V]	Total [dBμV/m]	Limit [dBμV/m]	Margin [dB]	Measurement Type
11440	41.98	11.07	V	53.05	73.98	20.93	PK
11440	28.29	11.07	V	39.36	53.98	14.62	AV
17160	41.37	13.93	V	55.30	68.20	12.90	PK
11440	41.55	11.07	H	52.62	73.98	21.36	PK
11440	28.50	11.07	H	39.57	53.98	14.41	AV
17160	41.49	13.93	H	55.42	68.20	12.78	PK

Band : UNII 3
 Operation Mode: 802.11ax(HE20)
 Transfer MCS Index: MCS0
 Operating Frequency 5745MHz
 Channel No. 149 Ch

Frequency [MHz]	Measured Value [dBμV]	CL+AF+DF-AG [dB/m]	ANT. POL [H/V]	Total [dBμV/m]	Limit [dBμV/m]	Margin [dB]	Measurement Type
11490	42.16	11.30	V	53.46	73.98	20.52	PK
11490	28.77	11.30	V	40.07	53.98	13.91	AV
17235	41.22	14.50	V	55.72	68.20	12.48	PK
11490	42.13	11.30	H	53.43	73.98	20.55	PK
11490	28.86	11.30	H	40.16	53.98	13.82	AV
17235	41.11	14.50	H	55.61	68.20	12.59	PK

Band :	UNII 3
Operation Mode:	802.11ax(HE20)
Transfer MCS Index:	MCS0
Operating Frequency	5785 MHz
Channel No.	157 Ch

Frequency [MHz]	Measured Value [dB μ V]	CL+AF+DF-AG [dB/m]	ANT. POL [H/V]	Total [dB μ V/m]	Limit [dB μ V/m]	Margin [dB]	Measurement Type
11570	42.94	10.55	V	53.49	73.98	20.49	PK
11570	28.86	10.55	V	39.41	53.98	14.57	AV
17355	41.17	15.81	V	56.98	68.20	11.22	PK
11570	42.58	10.55	H	53.13	73.98	20.85	PK
11570	28.86	10.55	H	39.41	53.98	14.57	AV
17355	41.30	15.81	H	57.11	68.20	11.09	PK

Band :	UNII 3
Operation Mode:	802.11ax(HE20)
Transfer MCS Index:	MCS0
Operating Frequency	5825 MHz
Channel No.	165 Ch

Frequency [MHz]	Measured Value [dB μ V]	CL+AF+DF-AG [dB/m]	ANT. POL [H/V]	Total [dB μ V/m]	Limit [dB μ V/m]	Margin [dB]	Measurement Type
11650	42.41	10.07	V	52.48	73.98	21.50	PK
11650	29.00	10.07	V	39.07	53.98	14.91	AV
17475	40.41	17.40	V	57.81	68.20	10.39	PK
11650	42.61	10.07	H	52.68	73.98	21.30	PK
11650	28.93	10.07	H	39.00	53.98	14.98	AV
17475	41.26	17.40	H	58.66	68.20	9.54	PK

Band :	UNII 4
Operation Mode:	802.11ax(HE20)
Transfer MCS Index:	MCS0
Operating Frequency	5845 MHz
Channel No.	169 Ch

Frequency [MHz]	Measured Value [dB μ V]	CL+AF+DF-AG [dB/m]	ANT. POL [H/V]	Total [dB μ V/m]	Limit [dB μ V/m]	Margin [dB]	Measurement Type
11690	42.37	10.09	V	52.46	73.98	21.52	PK
11690	28.96	10.09	V	39.05	53.98	14.93	AV
17535	40.61	17.76	V	58.37	68.20	9.83	PK
11690	43.27	10.09	H	53.36	73.98	20.62	PK
11690	28.88	10.09	H	38.97	53.98	15.01	AV
17535	40.73	17.76	H	58.49	68.20	9.71	PK

Band :	UNII 4
Operation Mode:	802.11ax(HE20)
Transfer MCS Index:	MCS0
Operating Frequency	5865 MHz
Channel No.	173 Ch

Frequency [MHz]	Measured Value [dB μ V]	CL+AF+DF-AG [dB/m]	ANT. POL [H/V]	Total [dB μ V/m]	Limit [dB μ V/m]	Margin [dB]	Measurement Type
11730	42.86	9.71	V	52.57	73.98	21.41	PK
11730	29.13	9.71	V	38.84	53.98	15.14	AV
17595	41.32	18.11	V	59.43	68.20	8.77	PK
11730	43.38	9.71	H	53.09	73.98	20.89	PK
11730	28.95	9.71	H	38.66	53.98	15.32	AV
17595	41.48	18.11	H	59.59	68.20	8.61	PK

Band : UNII 4
Operation Mode: 802.11ax(HE20)
Transfer MCS Index: MCS0
Operating Frequency 5885 MHz
Channel No. 177 Ch

Frequency [MHz]	Measured Value [dB μ V]	CL+AF+DF-AG [dB/m]	ANT. POL [H/V]	Total [dB μ V/m]	Limit [dB μ V/m]	Margin [dB]	Measurement Type
11770	42.63	9.33	V	51.96	73.98	22.02	PK
11770	29.00	9.33	V	38.33	53.98	15.65	AV
17655	41.45	18.44	V	59.89	68.20	8.31	PK
11770	42.85	9.33	H	52.18	73.98	21.80	PK
11770	29.09	9.33	H	38.42	53.98	15.56	AV
17655	41.37	18.44	H	59.81	68.20	8.39	PK

3) SU

Band :	UNII 1
Operation Mode:	802.11ax(HE20)
Transfer MCS Index:	MCS0
Operating Frequency	5180 MHz
Channel No.	36 Ch

Frequency [MHz]	Measured Value [dB μ V]	CL+AF+DF-AG [dB/m]	ANT. POL [H/V]	Total [dB μ V/m]	Limit [dB μ V/m]	Margin [dB]	Measurement Type
10360	48.13	8.52	V	56.65	68.20	11.55	PK
15540	50.19	13.29	V	63.48	73.98	10.50	PK
15540	28.51	13.29	V	41.80	53.98	12.18	AV
10360	48.27	8.52	H	56.79	68.20	11.41	PK
15540	48.98	13.29	H	62.27	73.98	11.71	PK
15540	28.24	13.29	H	41.53	53.98	12.45	AV

Band :	UNII 1
Operation Mode:	802.11ax(HE20)
Transfer MCS Index:	MCS0
Operating Frequency	5200 MHz
Channel No.	40 Ch

Frequency [MHz]	Measured Value [dB μ V]	CL+AF+DF-AG [dB/m]	ANT. POL [H/V]	Total [dB μ V/m]	Limit [dB μ V/m]	Margin [dB]	Measurement Type
10400	48.73	8.86	V	57.59	68.20	10.61	PK
15600	49.45	13.36	V	62.81	73.98	11.17	PK
15600	27.89	13.36	V	41.25	53.98	12.73	AV
10400	48.66	8.86	H	57.52	68.20	10.68	PK
15600	47.85	13.36	H	61.21	73.98	12.77	PK
15600	27.24	13.36	H	40.60	53.98	13.38	AV

Band :	UNII 1
Operation Mode:	802.11ax(HE20)
Transfer MCS Index:	MCS0
Operating Frequency	5240 MHz
Channel No.	48 Ch

Frequency [MHz]	Measured Value [dB μ V]	CL+AF+DF-AG [dB/m]	ANT. POL [H/V]	Total [dB μ V/m]	Limit [dB μ V/m]	Margin [dB]	Measurement Type
10480	50.71	9.22	V	59.93	68.20	8.27	PK
15720	48.71	13.27	V	61.98	73.98	12.00	PK
15720	27.59	13.27	V	40.86	53.98	13.12	AV
10480	49.10	9.22	H	58.32	68.20	9.88	PK
15720	47.64	13.27	H	60.91	73.98	13.07	PK
15720	27.05	13.27	H	40.32	53.98	13.66	AV

Band :	UNII 2A
Operation Mode:	802.11ax(HE20)
Transfer MCS Index:	MCS0
Operating Frequency	5260 MHz
Channel No.	52 Ch

Frequency [MHz]	Measured Value [dB μ V]	CL+AF+DF-AG [dB/m]	ANT. POL [H/V]	Total [dB μ V/m]	Limit [dB μ V/m]	Margin [dB]	Measurement Type
10520	49.47	9.29	V	58.76	68.20	9.44	PK
15780	47.48	13.27	V	60.75	73.98	13.23	PK
15780	27.62	13.27	V	40.89	53.98	13.09	AV
10520	48.61	9.29	H	57.90	68.20	10.30	PK
15780	44.37	13.27	H	57.64	73.98	16.34	PK
15780	27.54	13.27	H	40.81	53.98	13.17	AV

Band :	UNII 2A
Operation Mode:	802.11ax(HE20)
Transfer MCS Index:	MCS0
Operating Frequency	5300 MHz
Channel No.	60 Ch

Frequency [MHz]	Measured Value [dB μ V]	CL+AF+DF-AG [dB/m]	ANT. POL [H/V]	Total [dB μ V/m]	Limit [dB μ V/m]	Margin [dB]	Measurement Type
10600	47.87	10.19	V	58.06	73.98	15.92	PK
10600	34.99	10.19	V	45.18	53.98	8.80	AV
15900	49.52	12.93	V	62.45	73.98	11.53	PK
15900	28.27	12.93	V	41.20	53.98	12.78	AV
10600	47.94	10.19	H	58.13	73.98	15.85	PK
10600	35.35	10.19	H	45.54	53.98	8.44	AV
15900	46.02	12.93	H	58.95	73.98	15.03	PK
15900	28.03	12.93	H	40.96	53.98	13.02	AV

Band :	UNII 2A
Operation Mode:	802.11ax(HE20)
Transfer MCS Index:	MCS0
Operating Frequency	5320 MHz
Channel No.	64 Ch

Frequency [MHz]	Measured Value [dB μ V]	CL+AF+DF-AG [dB/m]	ANT. POL [H/V]	Total [dB μ V/m]	Limit [dB μ V/m]	Margin [dB]	Measurement Type
10640	48.21	9.80	V	58.01	73.98	15.97	PK
10640	34.93	9.80	V	44.73	53.98	9.25	AV
15960	47.51	12.63	V	60.14	73.98	13.84	PK
15960	28.17	12.63	V	40.80	53.98	13.18	AV
10640	47.35	9.80	H	57.15	73.98	16.83	PK
10640	34.09	9.80	H	43.89	53.98	10.09	AV
15960	43.66	12.63	H	56.29	73.98	17.69	PK
15960	27.60	12.63	H	40.23	53.98	13.75	AV

Band :	UNII 2C
Operation Mode:	802.11ax(HE20)
Transfer MCS Index:	MCS0
Operating Frequency	5500 MHz
Channel No.	100 Ch

Frequency [MHz]	Measured Value [dB μ V]	CL+AF+DF-AG [dB/m]	ANT. POL [H/V]	Total [dB μ V/m]	Limit [dB μ V/m]	Margin [dB]	Measurement Type
11000	45.73	10.95	V	56.68	73.98	17.30	PK
11000	32.74	10.95	V	43.69	53.98	10.29	AV
16500	40.59	12.45	V	53.04	68.20	15.16	PK
11000	44.01	10.95	H	54.96	73.98	19.02	PK
11000	31.04	10.95	H	41.99	53.98	11.99	AV
16500	41.22	12.45	H	53.67	68.20	14.53	PK

Band :	UNII 2C
Operation Mode:	802.11ax(HE20)
Transfer MCS Index:	MCS0
Operating Frequency	5580 MHz
Channel No.	116 Ch

Frequency [MHz]	Measured Value [dB μ V]	CL+AF+DF-AG [dB/m]	ANT. POL [H/V]	Total [dB μ V/m]	Limit [dB μ V/m]	Margin [dB]	Measurement Type
11160	42.74	10.83	V	53.57	73.98	20.41	PK
11160	30.77	10.83	V	41.60	53.98	12.38	AV
16740	43.01	13.07	V	56.08	68.20	12.12	PK
11160	42.31	10.83	H	53.14	73.98	20.84	PK
11160	30.45	10.83	H	41.28	53.98	12.70	AV
16740	43.34	13.07	H	56.41	68.20	11.79	PK

Band :	UNII 2C
Operation Mode:	802.11ax(HE20)
Transfer MCS Index:	MCS0
Operating Frequency	5720 MHz
Channel No.	144 Ch

Frequency [MHz]	Measured Value [dB μ V]	CL+AF+DF-AG [dB/m]	ANT. POL [H/V]	Total [dB μ V/m]	Limit [dB μ V/m]	Margin [dB]	Measurement Type
11440	42.08	11.07	V	53.15	73.98	20.83	PK
11440	28.53	11.07	V	39.60	53.98	14.38	AV
17160	42.05	13.93	V	55.98	68.20	12.22	PK
11440	41.81	11.07	H	52.88	73.98	21.10	PK
11440	28.38	11.07	H	39.45	53.98	14.53	AV
17160	42.32	13.93	H	56.25	68.20	11.95	PK

Band :	UNII 3
Operation Mode:	802.11ax(HE20)
Transfer MCS Index:	MCS0
Operating Frequency	5745MHz
Channel No.	149 Ch

Frequency [MHz]	Measured Value [dB μ V]	CL+AF+DF-AG [dB/m]	ANT. POL [H/V]	Total [dB μ V/m]	Limit [dB μ V/m]	Margin [dB]	Measurement Type
11490	42.18	11.30	V	53.48	73.98	20.50	PK
11490	28.66	11.30	V	39.96	53.98	14.02	AV
17235	40.55	14.50	V	55.05	68.20	13.15	PK
11490	42.26	11.30	H	53.56	73.98	20.42	PK
11490	28.85	11.30	H	40.15	53.98	13.83	AV
17235	40.65	14.50	H	55.15	68.20	13.05	PK

Band :	UNII 3
Operation Mode:	802.11ax(HE20)
Transfer MCS Index:	MCS0
Operating Frequency	5785 MHz
Channel No.	157 Ch

Frequency [MHz]	Measured Value [dBμV]	CL+AF+DF-AG [dB/m]	ANT. POL [H/V]	Total [dBμV/m]	Limit [dBμV/m]	Margin [dB]	Measurement Type
11570	42.64	10.55	V	53.19	73.98	20.79	PK
11570	28.79	10.55	V	39.34	53.98	14.64	AV
17355	40.02	15.81	V	55.83	68.20	12.37	PK
11570	42.48	10.55	H	53.03	73.98	20.95	PK
11570	28.84	10.55	H	39.39	53.98	14.59	AV
17355	40.22	15.81	H	56.03	68.20	12.17	PK

Band :	UNII 3
Operation Mode:	802.11ax(HE20)
Transfer MCS Index:	MCS0
Operating Frequency	5825 MHz
Channel No.	165 Ch

Frequency [MHz]	Measured Value [dBμV]	CL+AF+DF-AG [dB/m]	ANT. POL [H/V]	Total [dBμV/m]	Limit [dBμV/m]	Margin [dB]	Measurement Type
11650	42.87	10.07	V	52.94	73.98	21.04	PK
11650	29.47	10.07	V	39.54	53.98	14.44	AV
17475	40.32	17.40	V	57.72	68.20	10.48	PK
11650	42.40	10.07	H	52.47	73.98	21.51	PK
11650	29.25	10.07	H	39.32	53.98	14.66	AV
17475	40.52	17.40	H	57.92	68.20	10.28	PK

Band : UNII 4
 Operation Mode: 802.11ax(HE20)
 Transfer MCS Index: MCS0
 Operating Frequency 5845 MHz
 Channel No. 169 Ch

Frequency [MHz]	Measured Value [dBμV]	CL+AF+DF-AG [dB/m]	ANT. POL [H/V]	Total [dBμV/m]	Limit [dBμV/m]	Margin [dB]	Measurement Type
11690	42.51	10.09	V	52.60	73.98	21.38	PK
11690	28.95	10.09	V	39.04	53.98	14.94	AV
17535	40.67	17.76	V	58.43	68.20	9.77	PK
11690	42.62	10.09	H	52.71	73.98	21.27	PK
11690	28.92	10.09	H	39.01	53.98	14.97	AV
17535	40.77	17.76	H	58.53	68.20	9.67	PK

Band : UNII 4
 Operation Mode: 802.11ax(HE20)
 Transfer MCS Index: MCS0
 Operating Frequency 5865 MHz
 Channel No. 173 Ch

Frequency [MHz]	Measured Value [dBμV]	CL+AF+DF-AG [dB/m]	ANT. POL [H/V]	Total [dBμV/m]	Limit [dBμV/m]	Margin [dB]	Measurement Type
11730	42.79	9.71	V	52.50	73.98	21.48	PK
11730	29.04	9.71	V	38.75	53.98	15.23	AV
17595	41.28	18.11	V	59.39	68.20	8.81	PK
11730	42.73	9.71	H	52.44	73.98	21.54	PK
11730	29.05	9.71	H	38.76	53.98	15.22	AV
17595	41.33	18.11	H	59.44	68.20	8.76	PK

Band :	UNII 4
Operation Mode:	802.11ax(HE20)
Transfer MCS Index:	MCS0
Operating Frequency	5885 MHz
Channel No.	177 Ch

Frequency [MHz]	Measured Value [dB μ V]	CL+AF+DF-AG [dB/m]	ANT. POL [H/V]	Total [dB μ V/m]	Limit [dB μ V/m]	Margin [dB]	Measurement Type
11770	42.68	9.33	V	52.01	73.98	21.97	PK
11770	29.03	9.33	V	38.36	53.98	15.62	AV
17655	40.83	18.44	V	59.27	68.20	8.93	PK
11770	42.75	9.33	H	52.08	73.98	21.90	PK
11770	29.05	9.33	H	38.38	53.98	15.60	AV
17655	41.17	18.44	H	59.61	68.20	8.59	PK

10.8.2 802.11ax(HE40)
1) SU

Band :	UNII 1
Operation Mode:	802.11ax(HE40)
Transfer MCS Index:	MCS0
Operating Frequency	5190 MHz
Channel No.	38 Ch

Frequency [MHz]	Measured Value [dB μ V]	CL+AF+DF-AG [dB/m]	ANT. POL [H/V]	Total [dB μ V/m]	Limit [dB μ V/m]	Margin [dB]	Measurement Type
10380	46.22	8.77	V	54.99	68.20	13.21	PK
15570	40.66	13.45	V	54.11	73.98	19.87	PK
15570	27.00	13.45	V	40.45	53.98	13.53	AV
10380	45.61	8.77	H	54.38	68.20	13.82	PK
15570	40.34	13.45	H	53.79	73.98	20.19	PK
15570	27.11	13.45	H	40.56	53.98	13.42	AV

Band :	UNII 1
Operation Mode:	802.11ax(HE40)
Transfer MCS Index:	MCS0
Operating Frequency	5230 MHz
Channel No.	46 Ch

Frequency [MHz]	Measured Value [dB μ V]	CL+AF+DF-AG [dB/m]	ANT. POL [H/V]	Total [dB μ V/m]	Limit [dB μ V/m]	Margin [dB]	Measurement Type
10460	46.00	8.92	V	54.92	68.20	13.28	PK
15690	41.44	13.27	V	54.71	73.98	19.27	PK
15690	26.63	13.27	V	39.90	53.98	14.08	AV
10460	47.90	8.92	H	56.82	68.20	11.38	PK
15690	40.06	13.27	H	53.33	73.98	20.65	PK
15690	26.66	13.27	H	39.93	53.98	14.05	AV

Band :	UNII 2A
Operation Mode:	802.11ax(HE40)
Transfer MCS Index:	MCS0
Operating Frequency	5270 MHz
Channel No.	54 Ch

Frequency [MHz]	Measured Value [dB μ V]	CL+AF+DF-AG [dB/m]	ANT. POL [H/V]	Total [dB μ V/m]	Limit [dB μ V/m]	Margin [dB]	Measurement Type
10540	47.64	9.36	V	57.00	68.20	11.20	PK
15810	40.78	13.26	V	54.04	73.98	19.94	PK
15810	27.74	13.26	V	41.00	53.98	12.98	AV
10540	45.22	9.36	H	54.58	68.20	13.62	PK
15810	41.64	13.26	H	54.90	73.98	19.08	PK
15810	27.68	13.26	H	40.94	53.98	13.04	AV

Band :	UNII 2A
Operation Mode:	802.11ax(HE40)
Transfer MCS Index:	MCS0
Operating Frequency	5310 MHz
Channel No.	62 Ch

Frequency [MHz]	Measured Value [dB μ V]	CL+AF+DF-AG [dB/m]	ANT. POL [H/V]	Total [dB μ V/m]	Limit [dB μ V/m]	Margin [dB]	Measurement Type
10620	44.09	9.78	V	53.87	73.98	20.11	PK
10620	30.72	9.78	V	40.50	53.98	13.48	AV
15930	41.35	12.75	V	54.10	73.98	19.88	PK
15930	27.84	12.75	V	40.59	53.98	13.39	AV
10620	44.63	9.78	H	54.41	73.98	19.57	PK
10620	32.25	9.78	H	42.03	53.98	11.95	AV
15930	40.89	12.75	H	53.64	73.98	20.34	PK
15930	27.65	12.75	H	40.40	53.98	13.58	AV

Band : UNII 2C
 Operation Mode: 802.11ax(HE40)
 Transfer MCS Index: MCS0
 Operating Frequency 5510 MHz
 Channel No. 102 Ch

Frequency [MHz]	Measured Value [dBμV]	CL+AF+DF-AG [dB/m]	ANT. POL [H/V]	Total [dBμV/m]	Limit [dBμV/m]	Margin [dB]	Measurement Type
11020	42.97	10.67	V	53.64	73.98	20.34	PK
11020	29.85	10.67	V	40.52	53.98	13.46	AV
16530	42.01	12.56	V	54.57	68.20	13.63	PK
11020	42.51	10.67	H	53.18	73.98	20.80	PK
11020	29.31	10.67	H	39.98	53.98	14.00	AV
16530	41.22	12.56	H	53.78	68.20	14.42	PK

Band : UNII 2C
 Operation Mode: 802.11ax(HE40)
 Transfer MCS Index: MCS0
 Operating Frequency 5590 MHz
 Channel No. 118 Ch

Frequency [MHz]	Measured Value [dBμV]	CL+AF+DF-AG [dB/m]	ANT. POL [H/V]	Total [dBμV/m]	Limit [dBμV/m]	Margin [dB]	Measurement Type
11100	42.31	10.86	V	53.17	73.98	20.81	PK
11100	29.05	10.86	V	39.91	53.98	14.07	AV
16650	41.81	12.87	V	54.68	68.20	13.52	PK
11100	42.19	10.86	H	53.05	73.98	20.93	PK
11100	29.17	10.86	H	40.03	53.98	13.95	AV
16650	41.42	12.87	H	54.29	68.20	13.91	PK

Band :	UNII 2C
Operation Mode:	802.11ax(HE40)
Transfer MCS Index:	MCS0
Operating Frequency	5710 MHz
Channel No.	142 Ch

Frequency [MHz]	Measured Value [dB μ V]	CL+AF+DF-AG [dB/m]	ANT. POL [H/V]	Total [dB μ V/m]	Limit [dB μ V/m]	Margin [dB]	Measurement Type
11420	42.45	11.18	V	53.63	73.98	20.35	PK
11420	28.73	11.18	V	39.91	53.98	14.07	AV
17130	41.50	13.67	V	55.17	68.20	13.03	PK
11420	41.98	11.18	H	53.16	73.98	20.82	PK
11420	28.80	11.18	H	39.98	53.98	14.00	AV
17130	43.13	13.67	H	56.80	68.20	11.40	PK

Band :	UNII 3
Operation Mode:	802.11ax(HE40)
Transfer MCS Index:	MCS0
Operating Frequency	5755 MHz
Channel No.	151 Ch

Frequency [MHz]	Measured Value [dB μ V]	CL+AF+DF-AG [dB/m]	ANT. POL [H/V]	Total [dB μ V/m]	Limit [dB μ V/m]	Margin [dB]	Measurement Type
11510	42.12	11.14	V	53.26	73.98	20.72	PK
11510	29.03	11.14	V	40.17	53.98	13.81	AV
17265	41.80	14.89	V	56.69	68.20	11.51	PK
11510	42.56	11.14	H	53.70	73.98	20.28	PK
11510	28.81	11.14	H	39.95	53.98	14.03	AV
17265	42.33	14.89	H	57.22	68.20	10.98	PK

Band :	UNII 3
Operation Mode:	802.11ax(HE40)
Transfer MCS Index:	MCS0
Operating Frequency	5795 MHz
Channel No.	159 Ch

Frequency [MHz]	Measured Value [dB μ V]	CL+AF+DF-AG [dB/m]	ANT. POL [H/V]	Total [dB μ V/m]	Limit [dB μ V/m]	Margin [dB]	Measurement Type
11590	41.91	10.45	V	52.36	73.98	21.62	PK
11590	28.76	10.45	V	39.21	53.98	14.77	AV
17385	40.58	16.08	V	56.66	68.20	11.54	PK
11590	42.30	10.45	H	52.75	73.98	21.23	PK
11590	28.83	10.45	H	39.28	53.98	14.70	AV
17385	42.71	16.08	H	58.79	68.20	9.41	PK

Band :	UNII 4
Operation Mode:	802.11ax(HE40)
Transfer MCS Index:	MCS0
Operating Frequency	5835 MHz
Channel No.	167 Ch

Frequency [MHz]	Measured Value [dB μ V]	CL+AF+DF-AG [dB/m]	ANT. POL [H/V]	Total [dB μ V/m]	Limit [dB μ V/m]	Margin [dB]	Measurement Type
11670	42.39	10.07	V	52.46	73.98	21.52	PK
11670	29.02	10.07	V	39.09	53.98	14.89	AV
17505	40.75	17.57	V	58.32	68.20	9.88	PK
11670	42.86	10.07	H	52.93	73.98	21.05	PK
11670	28.94	10.07	H	39.01	53.98	14.97	AV
17505	40.57	17.57	H	58.14	68.20	10.06	PK

Band :	UNII 4
Operation Mode:	802.11ax(HE40)
Transfer MCS Index:	MCS0
Operating Frequency	5875 MHz
Channel No.	175 Ch

Frequency [MHz]	Measured Value [dBμV]	CL+AF+DF-AG [dB/m]	ANT. POL [H/V]	Total [dBμV/m]	Limit [dBμV/m]	Margin [dB]	Measurement Type
11750	42.83	9.46	V	52.29	73.98	21.69	PK
11750	29.44	9.46	V	38.90	53.98	15.08	AV
17625	41.55	18.17	V	59.72	68.20	8.48	PK
11750	42.80	9.46	H	52.26	73.98	21.72	PK
11750	29.34	9.46	H	38.80	53.98	15.18	AV
17625	41.24	18.17	H	59.41	68.20	8.79	PK

10.8.3 802.11ax(HE80)
1) SU

Band :	UNII 1
Operation Mode:	802.11ax(HE80)
Transfer MCS Index:	MCS0
Operating Frequency	5210 MHz
Channel No.	42 Ch

Frequency [MHz]	Measured Value [dB μ V]	CL+AF+DF-AG [dB/m]	ANT. POL [H/V]	Total [dB μ V/m]	Limit [dB μ V/m]	Margin [dB]	Measurement Type
10420	44.14	8.65	V	52.79	68.20	15.41	PK
15630	40.47	13.23	V	53.70	73.98	20.28	PK
15630	26.93	13.23	V	40.16	53.98	13.82	AV
10420	45.40	8.65	H	54.05	68.20	14.15	PK
15630	40.12	13.23	H	53.35	73.98	20.63	PK
15630	26.85	13.23	H	40.08	53.98	13.90	AV

Band :	UNII 2A
Operation Mode:	802.11ax(HE80)
Transfer MCS Index:	MCS0
Operating Frequency	5290 MHz
Channel No.	58 Ch

Frequency [MHz]	Measured Value [dB μ V]	CL+AF+DF-AG [dB/m]	ANT. POL [H/V]	Total [dB μ V/m]	Limit [dB μ V/m]	Margin [dB]	Measurement Type
10580	43.61	10.02	V	53.63	68.20	14.57	PK
15870	40.96	13.16	V	54.12	73.98	19.86	PK
15870	27.72	13.16	V	40.88	53.98	13.10	AV
10580	43.41	10.02	H	53.43	68.20	14.77	PK
15870	41.46	13.16	H	54.62	73.98	19.36	PK
15870	27.74	13.16	H	40.90	53.98	13.08	AV

Band : UNII 2C
 Operation Mode: 802.11ax(HE80)
 Transfer MCS Index: MCS0
 Operating Frequency 5530 MHz
 Channel No. 106 Ch

Frequency [MHz]	Measured Value [dBμV]	CL+AF+DF-AG [dB/m]	ANT. POL [H/V]	Total [dBμV/m]	Limit [dBμV/m]	Margin [dB]	Measurement Type
11060	42.57	10.79	V	53.36	73.98	20.62	PK
11060	29.12	10.79	V	39.91	53.98	14.07	AV
16590	42.04	12.69	V	54.73	68.20	13.47	PK
11060	42.97	10.79	H	53.76	73.98	20.22	PK
11060	29.17	10.79	H	39.96	53.98	14.02	AV
16590	41.70	12.69	H	54.39	68.20	13.81	PK

Band : UNII 2C
 Operation Mode: 802.11ax(HE80)
 Transfer MCS Index: MCS0
 Operating Frequency 5610 MHz
 Channel No. 122 Ch

Frequency [MHz]	Measured Value [dBμV]	CL+AF+DF-AG [dB/m]	ANT. POL [H/V]	Total [dBμV/m]	Limit [dBμV/m]	Margin [dB]	Measurement Type
11220	42.21	10.44	V	52.65	73.98	21.33	PK
11220	29.06	10.44	V	39.50	53.98	14.48	AV
16830	41.27	13.62	V	54.89	68.20	13.31	PK
11220	42.71	10.44	H	53.15	73.98	20.83	PK
11220	28.97	10.44	H	39.41	53.98	14.57	AV
16830	41.50	13.62	H	55.12	68.20	13.08	PK

Band :	UNII 2C
Operation Mode:	802.11ax(HE80)
Transfer MCS Index:	MCS0
Operating Frequency	5690 MHz
Channel No.	138 Ch

Frequency [MHz]	Measured Value [dB μ V]	CL+AF+DF-AG [dB/m]	ANT. POL [H/V]	Total [dB μ V/m]	Limit [dB μ V/m]	Margin [dB]	Measurement Type
11380	42.23	10.99	V	53.22	73.98	20.76	PK
11380	28.94	10.99	V	39.93	53.98	14.05	AV
17070	42.09	13.81	V	55.90	68.20	12.30	PK
11380	42.47	10.99	H	53.46	73.98	20.52	PK
11380	28.80	10.99	H	39.79	53.98	14.19	AV
17070	41.41	13.81	H	55.22	68.20	12.98	PK

Band :	UNII 3
Operation Mode:	802.11ax(HE80)
Transfer MCS Index:	MCS0
Operating Frequency	5775 MHz
Channel No.	155 Ch

Frequency [MHz]	Measured Value [dB μ V]	CL+AF+DF-AG [dB/m]	ANT. POL [H/V]	Total [dB μ V/m]	Limit [dB μ V/m]	Margin [dB]	Measurement Type
11550	42.13	10.64	V	52.77	73.98	21.21	PK
11550	28.87	10.64	V	39.51	53.98	14.47	AV
17325	40.62	15.49	V	56.11	68.20	12.09	PK
11550	42.35	10.64	H	52.99	73.98	20.99	PK
11550	28.92	10.64	H	39.56	53.98	14.42	AV
17325	41.00	15.49	H	56.49	68.20	11.71	PK

Band :	UNII 4
Operation Mode:	802.11ax(HE80)
Transfer MCS Index:	MCS0
Operating Frequency	5855 MHz
Channel No.	171 Ch

Frequency [MHz]	Measured Value [dB μ V]	CL+AF+DF-AG [dB/m]	ANT. POL [H/V]	Total [dB μ V/m]	Limit [dB μ V/m]	Margin [dB]	Measurement Type
11710	42.12	9.95	V	52.07	73.98	21.91	PK
11710	29.00	9.95	V	38.95	53.98	15.03	AV
17565	41.40	18.25	V	59.65	68.20	8.55	PK
11710	42.42	9.95	H	52.37	73.98	21.61	PK
11710	29.09	9.95	H	39.04	53.98	14.94	AV
17565	41.31	18.25	H	59.56	68.20	8.64	PK

10.8.4 802.11ax(HE160)
1) SU

Band :	UNII 1&2A
Operation Mode:	802.11ax(HE160)
Transfer MCS Index:	MCS0
Operating Frequency	5250 MHz
Channel No.	50 Ch

Frequency [MHz]	Measured Value [dB μ V]	CL+AF+DF-AG [dB/m]	ANT. POL [H/V]	Total [dB μ V/m]	Limit [dB μ V/m]	Margin [dB]	Measurement Type
10500	43.76	9.34	V	53.10	68.20	15.10	PK
15750	40.55	13.20	V	53.75	73.98	20.23	PK
15750	27.55	13.20	V	40.75	53.98	13.23	AV
10500	43.55	9.34	H	52.89	68.20	15.31	PK
15750	40.32	13.20	H	53.52	73.98	20.46	PK
15750	27.32	13.20	H	40.52	53.98	13.46	AV

Band :	UNII 2C
Operation Mode:	802.11ax(HE160)
Transfer MCS Index:	MCS0
Operating Frequency	5570 MHz
Channel No.	114 Ch

Frequency [MHz]	Measured Value [dB μ V]	CL+AF+DF-AG [dB/m]	ANT. POL [H/V]	Total [dB μ V/m]	Limit [dB μ V/m]	Margin [dB]	Measurement Type
11140	42.61	10.69	V	53.30	73.98	20.68	PK
11140	29.11	10.69	V	39.80	53.98	14.18	AV
16710	41.05	13.04	V	54.09	68.20	14.11	PK
11140	42.32	10.69	H	53.01	73.98	20.97	PK
11140	29.01	10.69	H	39.70	53.98	14.28	AV
16710	40.89	13.04	H	53.93	68.20	14.27	PK

Band :	UNII 3&4
Operation Mode:	802.11ax(HE160)
Transfer MCS Index:	MCS0
Operating Frequency	5815 MHz
Channel No.	163 Ch

Frequency [MHz]	Measured Value [dB μ V]	CL+AF+DF-AG [dB/m]	ANT. POL [H/V]	Total [dB μ V/m]	Limit [dB μ V/m]	Margin [dB]	Measurement Type
11630	42.32	10.03	V	52.35	73.98	21.63	PK
11630	29.67	10.03	V	39.70	53.98	14.28	AV
17445	40.33	16.80	V	57.13	68.20	11.07	PK
11630	42.12	10.03	H	52.15	73.98	21.83	PK
11630	29.55	10.03	H	39.58	53.98	14.40	AV
17445	40.21	16.80	H	57.01	68.20	11.19	PK

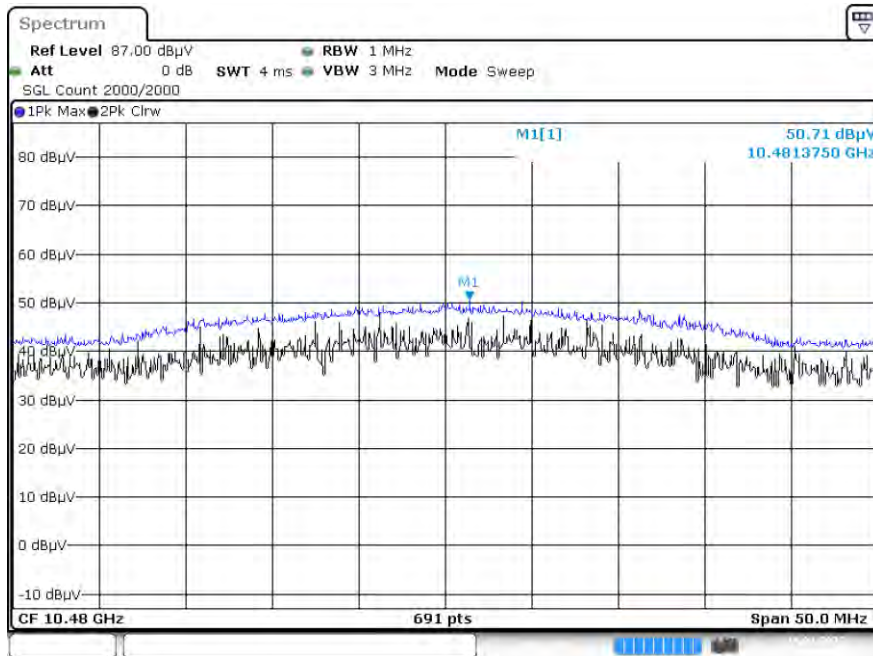
Note:

All Modes of operation were investigated and the worst case configuration results are reported. In order to simplify the report, We only have attached RSE result of worst case.

▣ Test Plots

[MIMO]

Radiated Spurious Emissions plot - Peak result (802.11ax HE20_SU, Ch.48 Spurious Emission, 2nd, Y-V)



Note:

Only the worst case plots for Radiated Spurious Emissions.

10.9 RADIATED RESTRICTED BAND EDGE

10.9.1 MIMO

1) 802.11ax(HE20)

1.1) 26 Tone

Band :	UNII 1
Operation Mode:	802.11ax(HE20)
Transfer Rate:	MCS0
Operating Frequency	5180 MHz
Channel No.	36 Ch
RU offset.	0

Frequency [MHz]	Measured Value [dB μ V]	A.F+C.L- A.G+ATT+D.F [dB/m]	ANT. POL [H/V]	Total [dB μ V/m]	Limit [dB μ V/m]	Margin [dB]	Measurement Type
5150	49.35	7.54	H	56.89	73.98	17.09	PK
5150	31.06	7.54	H	38.60	53.98	15.38	AV
5150	48.87	7.54	V	56.41	73.98	17.57	PK
5150	30.64	7.54	V	38.18	53.98	15.80	AV

Band :	UNII 2A
Operation Mode:	802.11ax(HE20)
Transfer Rate:	MCS0
Operating Frequency	5320 MHz
Channel No.	64 Ch
RU offset.	8

Frequency [MHz]	Measured Value [dB μ V]	A.F+C.L- A.G+ATT+D.F [dB/m]	ANT. POL [H/V]	Total [dB μ V/m]	Limit [dB μ V/m]	Margin [dB]	Measurement Type
5350	49.36	7.21	H	56.57	73.98	17.41	PK
5350	31.16	7.21	H	38.37	53.98	15.61	AV
5350	48.76	7.21	V	55.97	73.98	18.01	PK
5350	30.67	7.21	V	37.88	53.98	16.10	AV

Band :	UNII 2C
Operation Mode:	802.11ax(HE20)
Transfer Rate:	MCS0
Operating Frequency	5500 MHz
Channel No.	100 Ch
RU offset.	0

Frequency [MHz]	Measured Value [dBμV]	A.F+C.L- A.G+ATT+D.F [dB/m]	ANT. POL [H/V]	Total [dBμV/m]	Limit [dBμV/m]	Margin [dB]	Measurement Type
5460	49.14	7.99	H	57.13	73.98	16.85	PK
5460	31.39	7.99	H	39.38	53.98	14.60	AV
5470	49.33	7.94	H	57.27	68.20	10.93	PK
5460	48.81	7.99	V	56.80	73.98	17.18	PK
5460	30.79	7.99	V	38.78	53.98	15.20	AV
5470	48.95	7.94	V	56.89	68.20	11.31	PK

1.2) 52 Tone

Band :	UNII 1
Operation Mode:	802.11ax(HE20)
Transfer Rate:	MCS0
Operating Frequency	5180 MHz
Channel No.	36 Ch
RU offset.	37

Frequency [MHz]	Measured Value [dBμV]	A.F+C.L- A.G+ATT+D.F [dB/m]	ANT. POL [H/V]	Total [dBμV/m]	Limit [dBμV/m]	Margin [dB]	Measurement Type
5150	49.65	7.54	H	57.19	73.98	16.79	PK
5150	31.31	7.54	H	38.85	53.98	15.13	AV
5150	48.96	7.54	V	56.50	73.98	17.48	PK
5150	30.72	7.54	V	38.26	53.98	15.72	AV

Band :	UNII 2A
Operation Mode:	802.11ax(HE20)
Transfer Rate:	MCS0
Operating Frequency	5320 MHz
Channel No.	64 Ch
RU offset.	40

Frequency [MHz]	Measured Value [dBμV]	A.F+C.L- A.G+ATT+D.F [dB/m]	ANT. POL [H/V]	Total [dBμV/m]	Limit [dBμV/m]	Margin [dB]	Measurement Type
5350	50.05	7.21	H	57.26	73.98	16.72	PK
5350	32.05	7.21	H	39.26	53.98	14.72	AV
5350	49.47	7.21	V	56.68	73.98	17.30	PK
5350	31.66	7.21	V	38.87	53.98	15.11	AV

Band :	UNII 2C
Operation Mode:	802.11ax(HE20)
Transfer Rate:	MCS0
Operating Frequency	5500 MHz
Channel No.	100 Ch
RU offset.	37

Frequency [MHz]	Measured Value [dBμV]	A.F+C.L- A.G+ATT+D.F [dB/m]	ANT. POL [H/V]	Total [dBμV/m]	Limit [dBμV/m]	Margin [dB]	Measurement Type
5460	49.63	7.99	H	57.62	73.98	16.36	PK
5460	31.49	7.99	H	39.48	53.98	14.50	AV
5470	49.50	7.94	H	57.44	68.20	10.76	PK
5460	48.96	7.99	V	56.95	73.98	17.03	PK
5460	30.84	7.99	V	38.83	53.98	15.15	AV
5470	48.88	7.94	V	56.82	68.20	11.38	PK

1.3) 106 Tone

Band :	UNII 1
Operation Mode:	802.11ax(HE20)
Transfer Rate:	MCS0
Operating Frequency	5180 MHz
Channel No.	36 Ch
RU offset.	53

Frequency [MHz]	Measured Value [dB μ V]	A.F+C.L- A.G+ATT+D.F [dB/m]	ANT. POL [H/V]	Total [dB μ V/m]	Limit [dB μ V/m]	Margin [dB]	Measurement Type
5150	54.41	7.54	H	61.95	73.98	12.03	PK
5150	32.02	7.54	H	39.56	53.98	14.42	AV
5150	53.83	7.54	V	61.37	73.98	12.61	PK
5150	31.25	7.54	V	38.79	53.98	15.19	AV

Band :	UNII 2A
Operation Mode:	802.11ax(HE20)
Transfer Rate:	MCS0
Operating Frequency	5320 MHz
Channel No.	64 Ch
RU offset.	54

Frequency [MHz]	Measured Value [dB μ V]	A.F+C.L- A.G+ATT+D.F [dB/m]	ANT. POL [H/V]	Total [dB μ V/m]	Limit [dB μ V/m]	Margin [dB]	Measurement Type
5350	55.66	7.21	H	62.87	73.98	11.11	PK
5350	32.34	7.21	H	39.55	53.98	14.43	AV
5350	54.96	7.21	V	62.17	73.98	11.81	PK
5350	31.58	7.21	V	38.79	53.98	15.19	AV

Band :	UNII 2C
Operation Mode:	802.11ax(HE20)
Transfer Rate:	MCS0
Operating Frequency	5500 MHz
Channel No.	100 Ch
RU offset.	53

Frequency [MHz]	Measured Value [dBμV]	A.F+C.L- A.G+ATT+D.F [dB/m]	ANT. POL [H/V]	Total [dBμV/m]	Limit [dBμV/m]	Margin [dB]	Measurement Type
5460	51.44	7.99	H	59.43	73.98	14.55	PK
5460	31.89	7.99	H	39.88	53.98	14.10	AV
5470	56.65	7.94	H	64.59	68.20	3.61	PK
5460	50.84	7.99	V	58.83	73.98	15.15	PK
5460	31.05	7.99	V	39.04	53.98	14.94	AV
5470	55.79	7.94	V	63.73	68.20	4.47	PK

1.4) 242 Tone

Band :	UNII 1
Operation Mode:	802.11ax(HE20)
Transfer Rate:	MCS0
Operating Frequency	5180 MHz
Channel No.	36 Ch
RU offset.	61

Frequency [MHz]	Measured Value [dBμV]	A.F+C.L- A.G+ATT+D.F [dB/m]	ANT. POL [H/V]	Total [dBμV/m]	Limit [dBμV/m]	Margin [dB]	Measurement Type
5150	62.13	7.54	H	69.67	73.98	4.31	PK
5150	36.02	7.54	H	43.56	53.98	10.42	AV
5150	61.28	7.54	V	68.82	73.98	5.16	PK
5150	35.12	7.54	V	42.66	53.98	11.32	AV

Band :	UNII 2A
Operation Mode:	802.11ax(HE20)
Transfer Rate:	MCS0
Operating Frequency	5320 MHz
Channel No.	64 Ch
RU offset.	61

Frequency [MHz]	Measured Value [dBμV]	A.F+C.L- A.G+ATT+D.F [dB/m]	ANT. POL [H/V]	Total [dBμV/m]	Limit [dBμV/m]	Margin [dB]	Measurement Type
5350	61.47	7.21	H	68.68	73.98	5.30	PK
5350	36.99	7.21	H	44.20	53.98	9.78	AV
5350	60.62	7.21	V	67.83	73.98	6.15	PK
5350	35.43	7.21	V	42.64	53.98	11.34	AV

Band :	UNII 2C
Operation Mode:	802.11ax(HE20)
Transfer Rate:	MCS0
Operating Frequency	5500 MHz
Channel No.	100 Ch
RU offset.	61

Frequency [MHz]	Measured Value [dB μ V]	A.F+C.L- A.G+ATT+D.F [dB/m]	ANT. POL [H/V]	Total [dB μ V/m]	Limit [dB μ V/m]	Margin [dB]	Measurement Type
5460	49.77	7.99	H	57.76	73.98	16.22	PK
5460	32.27	7.99	H	40.26	53.98	13.72	AV
5470	53.23	7.94	H	61.17	68.20	7.03	PK
5460	48.81	7.99	V	56.80	73.98	17.18	PK
5460	31.56	7.99	V	39.55	53.98	14.43	AV
5470	52.37	7.94	V	60.31	68.20	7.89	PK

1.5) SU

Band :	UNII 1
Operation Mode:	802.11ax(HE20)
Transfer Rate:	MCS0
Operating Frequency	5180 MHz
Channel No.	36 Ch
RU offset.	None

Frequency [MHz]	Measured Value [dB μ V]	A.F+C.L- A.G+ATT+D.F [dB/m]	ANT. POL [H/V]	Total [dB μ V/m]	Limit [dB μ V/m]	Margin [dB]	Measurement Type
5150	61.02	7.54	H	68.56	73.98	5.42	PK
5150	40.32	7.54	H	47.86	53.98	6.12	AV
5150	60.85	7.54	V	68.39	73.98	5.59	PK
5150	39.95	7.54	V	47.49	53.98	6.49	AV

Band :	UNII 2A
Operation Mode:	802.11ax(HE20)
Transfer Rate:	MCS0
Operating Frequency	5320 MHz
Channel No.	64 Ch
RU offset.	None

Frequency [MHz]	Measured Value [dB μ V]	A.F+C.L- A.G+ATT+D.F [dB/m]	ANT. POL [H/V]	Total [dB μ V/m]	Limit [dB μ V/m]	Margin [dB]	Measurement Type
5350	57.56	7.21	H	64.77	73.98	9.21	PK
5350	39.55	7.21	H	46.76	53.98	7.22	AV
5350	57.01	7.21	V	64.22	73.98	9.76	PK
5350	39.01	7.21	V	46.22	53.98	7.76	AV

Band :	UNII 2C
Operation Mode:	802.11ax(HE20)
Transfer Rate:	MCS0
Operating Frequency	5500 MHz
Channel No.	100 Ch
RU offset.	None

Frequency [MHz]	Measured Value [dB μ V]	A.F+C.L- A.G+ATT+D.F [dB/m]	ANT. POL [H/V]	Total [dB μ V/m]	Limit [dB μ V/m]	Margin [dB]	Measurement Type
5460	51.91	7.99	H	59.90	73.98	14.08	PK
5460	35.07	7.99	H	43.06	53.98	10.92	AV
5470	55.08	7.94	H	63.02	68.20	5.18	PK
5460	51.22	7.99	V	59.21	73.98	14.77	PK
5460	34.85	7.99	V	42.84	53.98	11.14	AV
5470	54.85	7.94	V	62.79	68.20	5.41	PK

2) 802.11ax(HE40)

2.1) 26 Tone

Band :	UNII 1
Operation Mode:	802.11ax(HE40)
Transfer MCS Index:	MCS0
Operating Frequency	5190 MHz
Channel No.	38 Ch
RU offset.	0

Frequency [MHz]	Measured Value [dBμV]	A.F+C.L- A.G+ATT+D.F [dB/m]	ANT. POL [H/V]	Total [dBμV/m]	Limit [dBμV/m]	Margin [dB]	Measurement Type
5150	43.93	14.58	H	58.51	73.98	15.47	PK
5150	28.44	14.58	H	43.02	53.98	10.96	AV
5150	43.53	14.58	V	58.11	73.98	15.87	PK
5150	28.02	14.58	V	42.60	53.98	11.38	AV

Band :	UNII 2A
Operation Mode:	802.11ax(HE40)
Transfer MCS Index:	MCS0
Operating Frequency	5310 MHz
Channel No.	62 Ch
RU offset.	17

Frequency [MHz]	Measured Value [dBμV]	A.F+C.L- A.G+ATT+D.F [dB/m]	ANT. POL [H/V]	Total [dBμV/m]	Limit [dBμV/m]	Margin [dB]	Measurement Type
5350	44.61	14.21	H	58.82	73.98	15.16	PK
5350	28.23	14.21	H	42.44	53.98	11.54	AV
5350	43.96	14.21	V	58.17	73.98	15.81	PK
5350	27.85	14.21	V	42.06	53.98	11.92	AV

Band :	UNII 2C
Operation Mode:	802.11ax(HE40)
Transfer MCS Index:	MCS0
Operating Frequency	5510 MHz
Channel No.	102 Ch
RU offset.	0

Frequency [MHz]	Measured Value [dB μ V]	A.F+C.L- A.G+ATT+D.F [dB/m]	ANT. POL [H/V]	Total [dB μ V/m]	Limit [dB μ V/m]	Margin [dB]	Measurement Type
5460	44.91	14.98	H	59.89	73.98	14.09	PK
5460	27.98	14.98	H	42.96	53.98	11.02	AV
5470	44.55	14.95	H	59.50	68.20	8.70	PK
5460	44.27	14.98	V	59.25	73.98	14.73	PK
5460	27.35	14.98	V	42.33	53.98	11.65	AV
5470	44.03	14.95	V	58.98	68.20	9.22	PK

2.2) 52 Tone

Band :	UNII 1
Operation Mode:	802.11ax(HE40)
Transfer MCS Index:	MCS0
Operating Frequency	5190 MHz
Channel No.	38 Ch
RU offset.	37

Frequency [MHz]	Measured Value [dB μ V]	A.F+C.L- A.G+ATT+D.F [dB/m]	ANT. POL [H/V]	Total [dB μ V/m]	Limit [dB μ V/m]	Margin [dB]	Measurement Type
5150	44.42	14.58	H	59.00	73.98	14.98	PK
5150	28.55	14.58	H	43.13	53.98	10.85	AV
5150	43.89	14.58	V	58.47	73.98	15.51	PK
5150	28.12	14.58	V	42.70	53.98	11.28	AV

Band :	UNII 1
Operation Mode:	802.11ax(HE40)
Transfer MCS Index:	MCS0
Operating Frequency	5310 MHz
Channel No.	62 Ch
RU offset.	44

Frequency [MHz]	Measured Value [dB μ V]	A.F+C.L- A.G+ATT+D.F [dB/m]	ANT. POL [H/V]	Total [dB μ V/m]	Limit [dB μ V/m]	Margin [dB]	Measurement Type
5350	45.04	14.21	H	59.25	73.98	14.73	PK
5350	28.61	14.21	H	42.82	53.98	11.16	AV
5350	44.63	14.21	V	58.84	73.98	15.14	PK
5350	28.02	14.21	V	42.23	53.98	11.75	AV

Band :	UNII 2C
Operation Mode:	802.11ax(HE40)
Transfer MCS Index:	MCS0
Operating Frequency	5510 MHz
Channel No.	102 Ch
RU offset.	37

Frequency [MHz]	Measured Value [dB μ V]	A.F+C.L- A.G+ATT+D.F [dB/m]	ANT. POL [H/V]	Total [dB μ V/m]	Limit [dB μ V/m]	Margin [dB]	Measurement Type
5460	45.11	14.98	H	60.09	73.98	13.89	PK
5460	28.36	14.98	H	43.34	53.98	10.64	AV
5470	44.56	14.95	H	59.51	68.20	8.69	PK
5460	44.67	14.98	V	59.65	73.98	14.33	PK
5460	27.84	14.98	V	42.82	53.98	11.16	AV
5470	43.89	14.95	V	58.84	68.20	9.36	PK

2.3) 106 Tone

Band :	UNII 1
Operation Mode:	802.11ax(HE40)
Transfer MCS Index:	MCS0
Operating Frequency	5190 MHz
Channel No.	38 Ch
RU offset.	53

Frequency [MHz]	Measured Value [dBμV]	A.F+C.L- A.G+ATT+D.F [dB/m]	ANT. POL [H/V]	Total [dBμV/m]	Limit [dBμV/m]	Margin [dB]	Measurement Type
5150	47.36	14.58	H	61.94	73.98	12.04	PK
5150	28.60	14.58	H	43.18	53.98	10.80	AV
5150	46.88	14.58	V	61.46	73.98	12.52	PK
5150	28.12	14.58	V	42.70	53.98	11.28	AV

Band :	UNII 2A
Operation Mode:	802.11ax(HE40)
Transfer MCS Index:	MCS0
Operating Frequency	5310 MHz
Channel No.	62 Ch
RU offset.	56

Frequency [MHz]	Measured Value [dBμV]	A.F+C.L- A.G+ATT+D.F [dB/m]	ANT. POL [H/V]	Total [dBμV/m]	Limit [dBμV/m]	Margin [dB]	Measurement Type
5350	47.38	14.21	H	61.59	73.98	12.39	PK
5350	28.33	14.21	H	42.54	53.98	11.44	AV
5350	46.86	14.21	V	61.07	73.98	12.91	PK
5350	27.95	14.21	V	42.16	53.98	11.82	AV

Band :	UNII 2C
Operation Mode:	802.11ax(HE40)
Transfer MCS Index:	MCS0
Operating Frequency	5510 MHz
Channel No.	102 Ch
RU offset.	53

Frequency [MHz]	Measured Value [dB μ V]	A.F+C.L- A.G+ATT+D.F [dB/m]	ANT. POL [H/V]	Total [dB μ V/m]	Limit [dB μ V/m]	Margin [dB]	Measurement Type
5460	44.21	14.98	H	59.19	73.98	14.79	PK
5460	28.48	14.98	H	43.46	53.98	10.52	AV
5470	44.65	14.95	H	59.60	68.20	8.60	PK
5460	43.84	14.98	V	58.82	73.98	15.16	PK
5460	27.96	14.98	V	42.94	53.98	11.04	AV
5470	44.10	14.95	V	59.05	68.20	9.15	PK

2.4) 242 Tone

Band :	UNII 1
Operation Mode:	802.11ax(HE40)
Transfer MCS Index:	MCS0
Operating Frequency	5190 MHz
Channel No.	38 Ch
RU offset.	61

Frequency [MHz]	Measured Value [dBμV]	A.F+C.L- A.G+ATT+D.F [dB/m]	ANT. POL [H/V]	Total [dBμV/m]	Limit [dBμV/m]	Margin [dB]	Measurement Type
5150	50.99	14.58	H	65.57	73.98	8.41	PK
5150	28.61	14.58	H	43.19	53.98	10.79	AV
5150	50.36	14.58	V	64.94	73.98	9.04	PK
5150	28.23	14.58	V	42.81	53.98	11.17	AV

Band :	UNII 2A
Operation Mode:	802.11ax(HE40)
Transfer MCS Index:	MCS0
Operating Frequency	5310 MHz
Channel No.	62 Ch
RU offset.	62

Frequency [MHz]	Measured Value [dBμV]	A.F+C.L- A.G+ATT+D.F [dB/m]	ANT. POL [H/V]	Total [dBμV/m]	Limit [dBμV/m]	Margin [dB]	Measurement Type
5350	50.25	14.21	H	64.46	73.98	9.52	PK
5350	28.66	14.21	H	42.87	53.98	11.11	AV
5350	49.87	14.21	V	64.08	73.98	9.90	PK
5350	28.25	14.21	V	42.46	53.98	11.52	AV

Band :	UNII 2C
Operation Mode:	802.11ax(HE40)
Transfer MCS Index:	MCS0
Operating Frequency	5510 MHz
Channel No.	102 Ch
RU offset.	61

Frequency [MHz]	Measured Value [dB μ V]	A.F+C.L- A.G+ATT+D.F [dB/m]	ANT. POL [H/V]	Total [dB μ V/m]	Limit [dB μ V/m]	Margin [dB]	Measurement Type
5460	43.02	14.98	H	58.00	73.98	15.98	PK
5460	28.56	14.98	H	43.54	53.98	10.44	AV
5470	45.65	14.95	H	60.60	68.20	7.60	PK
5460	42.67	14.98	V	57.65	73.98	16.33	PK
5460	28.25	14.98	V	43.23	53.98	10.75	AV
5470	45.22	14.95	V	60.17	68.20	8.03	PK

2.5) 484 Tone

Band :	UNII 1
Operation Mode:	802.11ax(HE40)
Transfer MCS Index:	MCS0
Operating Frequency	5190 MHz
Channel No.	38 Ch
RU offset.	65

Frequency [MHz]	Measured Value [dBμV]	A.F+C.L- A.G+ATT+D.F [dB/m]	ANT. POL [H/V]	Total [dBμV/m]	Limit [dBμV/m]	Margin [dB]	Measurement Type
5150	49.66	14.58	H	64.24	73.98	9.74	PK
5150	30.65	14.58	H	45.23	53.98	8.75	AV
5150	49.17	14.58	V	63.75	73.98	10.23	PK
5150	30.22	14.58	V	44.80	53.98	9.18	AV

Band :	UNII 2A
Operation Mode:	802.11ax(HE40)
Transfer MCS Index:	MCS0
Operating Frequency	5310 MHz
Channel No.	62 Ch
RU offset.	65

Frequency [MHz]	Measured Value [dBμV]	A.F+C.L- A.G+ATT+D.F [dB/m]	ANT. POL [H/V]	Total [dBμV/m]	Limit [dBμV/m]	Margin [dB]	Measurement Type
5350	50.98	14.21	H	65.19	73.98	8.79	PK
5350	31.89	14.21	H	46.10	53.98	7.88	AV
5350	50.19	14.21	V	64.40	73.98	9.58	PK
5350	31.28	14.21	V	45.49	53.98	8.49	AV

Band :	UNII 2C
Operation Mode:	802.11ax(HE40)
Transfer MCS Index:	MCS0
Operating Frequency	5510 MHz
Channel No.	102 Ch
RU offset.	65

Frequency [MHz]	Measured Value [dB μ V]	A.F+C.L- A.G+ATT+D.F [dB/m]	ANT. POL [H/V]	Total [dB μ V/m]	Limit [dB μ V/m]	Margin [dB]	Measurement Type
5460	45.62	14.98	H	60.60	73.98	13.38	PK
5460	28.77	14.98	H	43.75	53.98	10.23	AV
5470	48.84	14.95	H	63.79	68.20	4.41	PK
5460	45.19	14.98	V	60.17	73.98	13.81	PK
5460	28.35	14.98	V	43.33	53.98	10.65	AV
5470	48.25	14.95	V	63.20	68.20	5.00	PK

2.6) SU

Band :	UNII 1
Operation Mode:	802.11ax(HE40)
Transfer MCS Index:	MCS0
Operating Frequency	5190 MHz
Channel No.	38 Ch
RU offset.	None

Frequency [MHz]	Measured Value [dBμV]	A.F+C.L- A.G+ATT+D.F [dB/m]	ANT. POL [H/V]	Total [dBμV/m]	Limit [dBμV/m]	Margin [dB]	Measurement Type
5150	49.69	14.58	H	64.27	73.98	9.71	PK
5150	35.62	14.58	H	50.20	53.98	3.78	AV
5150	49.31	14.58	V	63.89	73.98	10.09	PK
5150	35.20	14.21	V	49.41	53.98	4.57	AV

Band :	UNII 2A
Operation Mode:	802.11ax(HE40)
Transfer MCS Index:	MCS0
Operating Frequency	5310 MHz
Channel No.	62 Ch
RU offset.	None

Frequency [MHz]	Measured Value [dBμV]	A.F+C.L- A.G+ATT+D.F [dB/m]	ANT. POL [H/V]	Total [dBμV/m]	Limit [dBμV/m]	Margin [dB]	Measurement Type
5350	50.14	14.21	H	64.35	73.98	9.63	PK
5350	35.78	14.21	H	49.99	53.98	3.99	AV
5350	49.76	14.21	V	63.97	73.98	10.01	PK
5350	35.34	14.21	V	49.55	53.98	4.43	AV

Band :	UNII 2C
Operation Mode:	802.11ax(HE40)
Transfer MCS Index:	MCS0
Operating Frequency	5510 MHz
Channel No.	102 Ch
RU offset.	None

Frequency [MHz]	Measured Value [dBμV]	A.F+C.L- A.G+ATT+D.F [dB/m]	ANT. POL [H/V]	Total [dBμV/m]	Limit [dBμV/m]	Margin [dB]	Measurement Type
5460	45.90	14.98	H	60.88	73.98	13.10	PK
5460	29.40	14.98	H	44.38	53.98	9.60	AV
5470	50.54	14.95	H	65.49	68.20	2.71	PK
5460	45.73	14.98	V	60.71	73.98	13.27	PK
5460	29.21	14.98	V	44.19	53.98	9.79	AV
5470	50.26	14.95	V	65.21	68.20	2.99	PK

3) 802.11ax(HE80)
3.1) 26 Tone

Band :	UNII 1
Operation Mode:	802.11ax(HE80)
Transfer MCS Index:	MCS0
Operating Frequency	5210 MHz
Channel No.	42 Ch
RU offset.	0

Frequency [MHz]	Measured Value [dBμV]	A.F+C.L- A.G+ATT+D.F [dB/m]	ANT. POL [H/V]	Total [dBμV/m]	Limit [dBμV/m]	Margin [dB]	Measurement Type
5150	44.47	14.58	H	59.05	73.98	14.93	PK
5150	28.55	14.58	H	43.13	53.98	10.85	AV
5150	43.96	14.58	V	58.54	73.98	15.44	PK
5150	28.05	14.58	V	42.63	53.98	11.35	AV

Band :	UNII 2A
Operation Mode:	802.11ax(HE80)
Transfer MCS Index:	MCS0
Operating Frequency	5290 MHz
Channel No.	58 Ch
RU offset.	36

Frequency [MHz]	Measured Value [dBμV]	A.F+C.L- A.G+ATT+D.F [dB/m]	ANT. POL [H/V]	Total [dBμV/m]	Limit [dBμV/m]	Margin [dB]	Measurement Type
5350	44.75	14.21	H	58.96	73.98	15.02	PK
5350	27.81	14.21	H	42.02	53.98	11.96	AV
5350	44.49	14.21	V	58.70	73.98	15.28	PK
5350	27.53	14.21	V	41.74	53.98	12.24	AV

Band :	UNII 2C
Operation Mode:	802.11ax(HE80)
Transfer MCS Index:	MCS0
Operating Frequency	5530 MHz
Channel No.	106 Ch
RU offset.	0

Frequency [MHz]	Measured Value [dB μ V]	A.F+C.L- A.G+ATT+D.F [dB/m]	ANT. POL [H/V]	Total [dB μ V/m]	Limit [dB μ V/m]	Margin [dB]	Measurement Type
5460	44.25	14.98	H	59.23	73.98	14.75	PK
5460	27.87	14.98	H	42.85	53.98	11.13	AV
5470	46.34	14.95	H	61.29	68.20	6.91	PK
5460	43.96	14.98	V	58.94	73.98	15.04	PK
5460	27.58	14.98	V	42.56	53.98	11.42	AV
5470	45.81	14.95	V	60.76	68.20	7.44	PK

3.2) 52 Tone

Band :	UNII 1
Operation Mode:	802.11ax(HE80)
Transfer MCS Index:	MCS0
Operating Frequency	5210 MHz
Channel No.	42 Ch
RU offset.	37

Frequency [MHz]	Measured Value [dBμV]	A.F+C.L- A.G+ATT+D.F [dB/m]	ANT. POL [H/V]	Total [dBμV/m]	Limit [dBμV/m]	Margin [dB]	Measurement Type
5150	45.19	14.58	H	59.77	73.98	14.21	PK
5150	28.96	14.58	H	43.54	53.98	10.44	AV
5150	44.78	14.58	V	59.36	73.98	14.62	PK
5150	28.67	14.58	V	43.25	53.98	10.73	AV

Band :	UNII 2A
Operation Mode:	802.11ax(HE80)
Transfer MCS Index:	MCS0
Operating Frequency	5290 MHz
Channel No.	58 Ch
RU offset.	52

Frequency [MHz]	Measured Value [dBμV]	A.F+C.L- A.G+ATT+D.F [dB/m]	ANT. POL [H/V]	Total [dBμV/m]	Limit [dBμV/m]	Margin [dB]	Measurement Type
5350	47.88	14.21	H	62.09	73.98	11.89	PK
5350	28.38	14.21	H	42.59	53.98	11.39	AV
5350	47.56	14.21	V	61.77	73.98	12.21	PK
5350	27.97	14.21	V	42.18	53.98	11.80	AV

Band :	UNII 2C
Operation Mode:	802.11ax(HE80)
Transfer MCS Index:	MCS0
Operating Frequency	5530 MHz
Channel No.	106 Ch
RU offset.	37

Frequency [MHz]	Measured Value [dB μ V]	A.F+C.L- A.G+ATT+D.F [dB/m]	ANT. POL [H/V]	Total [dB μ V/m]	Limit [dB μ V/m]	Margin [dB]	Measurement Type
5460	44.83	14.98	H	59.81	73.98	14.17	PK
5460	28.57	14.98	H	43.55	53.98	10.43	AV
5470	47.01	14.95	H	61.96	68.20	6.24	PK
5460	44.53	14.98	V	59.51	73.98	14.47	PK
5460	28.25	14.98	V	43.23	53.98	10.75	AV
5470	46.72	14.95	V	61.67	68.20	6.53	PK

3.3) 106 Tone

Band :	UNII 1
Operation Mode:	802.11ax(HE80)
Transfer MCS Index:	MCS0
Operating Frequency	5210 MHz
Channel No.	42 Ch
RU offset.	53

Frequency [MHz]	Measured Value [dBμV]	A.F+C.L- A.G+ATT+D.F [dB/m]	ANT. POL [H/V]	Total [dBμV/m]	Limit [dBμV/m]	Margin [dB]	Measurement Type
5150	47.65	14.58	H	62.23	73.98	11.75	PK
5150	28.86	14.58	H	43.44	53.98	10.54	AV
5150	47.19	14.58	V	61.77	73.98	12.21	PK
5150	28.53	14.58	V	43.11	53.98	10.87	AV

Band :	UNII 2A
Operation Mode:	802.11ax(HE80)
Transfer MCS Index:	MCS0
Operating Frequency	5290 MHz
Channel No.	58 Ch
RU offset.	60

Frequency [MHz]	Measured Value [dBμV]	A.F+C.L- A.G+ATT+D.F [dB/m]	ANT. POL [H/V]	Total [dBμV/m]	Limit [dBμV/m]	Margin [dB]	Measurement Type
5350	49.60	14.21	H	63.81	73.98	10.17	PK
5350	28.45	14.21	H	42.66	53.98	11.32	AV
5350	49.20	14.21	V	63.41	73.98	10.57	PK
5350	28.19	14.21	V	42.40	53.98	11.58	AV

Band :	UNII 2C
Operation Mode:	802.11ax(HE80)
Transfer MCS Index:	MCS0
Operating Frequency	5530 MHz
Channel No.	106 Ch
RU offset.	53

Frequency [MHz]	Measured Value [dB μ V]	A.F+C.L- A.G+ATT+D.F [dB/m]	ANT. POL [H/V]	Total [dB μ V/m]	Limit [dB μ V/m]	Margin [dB]	Measurement Type
5460	44.45	14.98	H	59.43	73.98	14.55	PK
5460	28.67	14.98	H	43.65	53.98	10.33	AV
5470	47.44	14.95	H	62.39	68.20	5.81	PK
5460	44.21	14.98	V	59.19	73.98	14.79	PK
5460	28.18	14.98	V	43.16	53.98	10.82	AV
5470	47.09	14.95	V	62.04	68.20	6.16	PK

3.4) 242 Tone

Band :	UNII 1
Operation Mode:	802.11ax(HE80)
Transfer MCS Index:	MCS0
Operating Frequency	5210 MHz
Channel No.	42 Ch
RU offset.	61

Frequency [MHz]	Measured Value [dBμV]	A.F+C.L- A.G+ATT+D.F [dB/m]	ANT. POL [H/V]	Total [dBμV/m]	Limit [dBμV/m]	Margin [dB]	Measurement Type
5150	50.59	14.58	H	65.17	73.98	8.81	PK
5150	28.81	14.58	H	43.39	53.98	10.59	AV
5150	50.23	14.58	V	64.81	73.98	9.17	PK
5150	28.35	14.58	V	42.93	53.98	11.05	AV

Band :	UNII 2A
Operation Mode:	802.11ax(HE80)
Transfer MCS Index:	MCS0
Operating Frequency	5290 MHz
Channel No.	58 Ch
RU offset.	64

Frequency [MHz]	Measured Value [dBμV]	A.F+C.L- A.G+ATT+D.F [dB/m]	ANT. POL [H/V]	Total [dBμV/m]	Limit [dBμV/m]	Margin [dB]	Measurement Type
5350	45.73	14.21	H	59.94	73.98	14.04	PK
5350	28.56	14.21	H	42.77	53.98	11.21	AV
5350	45.35	14.21	V	59.56	73.98	14.42	PK
5350	28.17	14.21	V	42.38	53.98	11.60	AV

Band :	UNII 2C
Operation Mode:	802.11ax(HE80)
Transfer MCS Index:	MCS0
Operating Frequency	5530 MHz
Channel No.	106 Ch
RU offset.	61

Frequency [MHz]	Measured Value [dB μ V]	A.F+C.L- A.G+ATT+D.F [dB/m]	ANT. POL [H/V]	Total [dB μ V/m]	Limit [dB μ V/m]	Margin [dB]	Measurement Type
5460	43.19	14.98	H	58.17	73.98	15.81	PK
5460	28.71	14.98	H	43.69	53.98	10.29	AV
5470	46.92	14.95	H	61.87	68.20	6.33	PK
5460	42.78	14.98	V	57.76	73.98	16.22	PK
5460	28.51	14.98	V	43.49	53.98	10.49	AV
5470	46.65	14.95	V	61.60	68.20	6.60	PK

3.5) 484 Tone

Band :	UNII 1
Operation Mode:	802.11ax(HE80)
Transfer MCS Index:	MCS0
Operating Frequency	5210 MHz
Channel No.	42 Ch
RU offset.	65

Frequency [MHz]	Measured Value [dB μ V]	A.F+C.L- A.G+ATT+D.F [dB/m]	ANT. POL [H/V]	Total [dB μ V/m]	Limit [dB μ V/m]	Margin [dB]	Measurement Type
5150	48.21	14.58	H	62.79	73.98	11.19	PK
5150	29.08	14.58	H	43.66	53.98	10.32	AV
5150	47.88	14.58	V	62.46	73.98	11.52	PK
5150	28.73	14.58	V	43.31	53.98	10.67	AV

Band :	UNII 2A
Operation Mode:	802.11ax(HE80)
Transfer MCS Index:	MCS0
Operating Frequency	5290 MHz
Channel No.	58 Ch
RU offset.	66

Frequency [MHz]	Measured Value [dB μ V]	A.F+C.L- A.G+ATT+D.F [dB/m]	ANT. POL [H/V]	Total [dB μ V/m]	Limit [dB μ V/m]	Margin [dB]	Measurement Type
5350	45.41	14.21	H	59.62	73.98	14.36	PK
5350	30.36	14.21	H	44.57	53.98	9.41	AV
5350	45.11	14.21	V	59.32	73.98	14.66	PK
5350	29.96	14.21	V	44.17	53.98	9.81	AV

Band :	UNII 2C
Operation Mode:	802.11ax(HE80)
Transfer MCS Index:	MCS0
Operating Frequency	5530 MHz
Channel No.	106 Ch
RU offset.	65

Frequency [MHz]	Measured Value [dB μ V]	A.F+C.L- A.G+ATT+D.F [dB/m]	ANT. POL [H/V]	Total [dB μ V/m]	Limit [dB μ V/m]	Margin [dB]	Measurement Type
5460	43.17	14.98	H	58.15	73.98	15.83	PK
5460	28.74	14.98	H	43.72	53.98	10.26	AV
5470	44.24	14.95	H	59.19	68.20	9.01	PK
5460	42.74	14.98	V	57.72	73.98	16.26	PK
5460	28.38	14.98	V	43.36	53.98	10.62	AV
5470	43.86	14.95	V	58.81	68.20	9.39	PK

3.6) 996 Tone

Band :	UNII 1
Operation Mode:	802.11ax(HE80)
Transfer MCS Index:	MCS0
Operating Frequency	5210 MHz
Channel No.	42 Ch
RU offset.	67

Frequency [MHz]	Measured Value [dBμV]	A.F+C.L- A.G+ATT+D.F [dB/m]	ANT. POL [H/V]	Total [dBμV/m]	Limit [dBμV/m]	Margin [dB]	Measurement Type
5150	51.22	14.58	H	65.80	73.98	8.18	PK
5150	29.95	14.58	H	44.53	53.98	9.45	AV
5150	50.84	14.58	V	65.42	73.98	8.56	PK
5150	29.67	14.58	V	44.25	53.98	9.73	AV

Band :	UNII 2A
Operation Mode:	802.11ax(HE80)
Transfer MCS Index:	MCS0
Operating Frequency	5290 MHz
Channel No.	58 Ch
RU offset.	67

Frequency [MHz]	Measured Value [dBμV]	A.F+C.L- A.G+ATT+D.F [dB/m]	ANT. POL [H/V]	Total [dBμV/m]	Limit [dBμV/m]	Margin [dB]	Measurement Type
5350	45.83	14.21	H	60.04	73.98	13.94	PK
5350	30.98	14.21	H	45.19	53.98	8.79	AV
5350	45.52	14.21	V	59.73	73.98	14.25	PK
5350	30.54	14.21	V	44.75	53.98	9.23	AV

Band :	UNII 2C
Operation Mode:	802.11ax(HE80)
Transfer MCS Index:	MCS0
Operating Frequency	5530 MHz
Channel No.	106 Ch
RU offset.	67

Frequency [MHz]	Measured Value [dBμV]	A.F+C.L- A.G+ATT+D.F [dB/m]	ANT. POL [H/V]	Total [dBμV/m]	Limit [dBμV/m]	Margin [dB]	Measurement Type
5460	41.47	14.98	H	56.45	73.98	17.53	PK
5460	28.85	14.98	H	43.83	53.98	10.15	AV
5470	44.82	14.95	H	59.77	68.20	8.43	PK
5460	41.06	14.98	V	56.04	73.98	17.94	PK
5460	28.37	14.98	V	43.35	53.98	10.63	AV
5470	44.68	14.95	V	59.63	68.20	8.57	PK

3.7) SU

Band :	UNII 1
Operation Mode:	802.11ax(HE80)
Transfer MCS Index:	MCS0
Operating Frequency	5210 MHz
Channel No.	42 Ch
RU offset.	None

Frequency [MHz]	Measured Value [dBμV]	A.F+C.L- A.G+ATT+D.F [dB/m]	ANT. POL [H/V]	Total [dBμV/m]	Limit [dBμV/m]	Margin [dB]	Measurement Type
5150	48.52	14.58	H	63.10	73.98	10.88	PK
5150	35.96	14.58	H	50.54	53.98	3.44	AV
5150	48.23	14.58	V	62.81	73.98	11.17	PK
5150	35.68	14.58	V	50.26	53.98	3.72	AV

Band :	UNII 2A
Operation Mode:	802.11ax(HE80)
Transfer MCS Index:	MCS0
Operating Frequency	5290 MHz
Channel No.	58 Ch
RU offset.	None

Frequency [MHz]	Measured Value [dBμV]	A.F+C.L- A.G+ATT+D.F [dB/m]	ANT. POL [H/V]	Total [dBμV/m]	Limit [dBμV/m]	Margin [dB]	Measurement Type
5350	51.88	14.21	H	66.09	73.98	7.89	PK
5350	36.54	14.21	H	50.75	53.98	3.23	AV
5350	51.47	14.21	V	65.68	73.98	8.30	PK
5350	36.29	14.21	V	50.50	53.98	3.48	AV

Band :	UNII 2C
Operation Mode:	802.11ax(HE80)
Transfer MCS Index:	MCS0
Operating Frequency	5530 MHz
Channel No.	106 Ch
RU offset.	None

Frequency [MHz]	Measured Value [dB μ V]	A.F+C.L- A.G+ATT+D.F [dB/m]	ANT. POL [H/V]	Total [dB μ V/m]	Limit [dB μ V/m]	Margin [dB]	Measurement Type
5460	45.19	14.98	H	60.17	73.98	13.81	PK
5460	32.47	14.98	H	47.45	53.98	6.53	AV
5470	48.43	14.95	H	63.38	68.20	4.82	PK
5460	44.83	14.98	V	59.81	73.98	14.17	PK
5460	32.08	14.98	V	47.06	53.98	6.92	AV
5470	48.12	14.95	V	63.07	68.20	5.13	PK

4) 802.11ax(HE160)

4.1) 26 Tone

Band :	UNII 1
Operation Mode:	802.11ax_HE160(80L)
Transfer MCS Index:	MCS0
Operating Frequency	5250 MHz
Channel No.	50 Ch Lower
RU offset.	0

Frequency [MHz]	Measured Value [dBμV]	A.F+C.L- A.G+ATT+D.F [dB/m]	ANT. POL [H/V]	Total [dBμV/m]	Limit [dBμV/m]	Margin [dB]	Measurement Type
5150	45.00	14.58	H	59.58	73.98	14.40	PK
5150	28.67	14.58	H	43.25	53.98	10.73	AV
5150	44.76	14.58	V	59.34	73.98	14.64	PK
5150	28.29	14.58	V	42.87	53.98	11.11	AV

Band :	UNII 2A
Operation Mode:	802.11ax_HE160(80U)
Transfer MCS Index:	MCS0
Operating Frequency	5250 MHz
Channel No.	50 Ch Upper
RU offset.	36

Frequency [MHz]	Measured Value [dBμV]	A.F+C.L- A.G+ATT+D.F [dB/m]	ANT. POL [H/V]	Total [dBμV/m]	Limit [dBμV/m]	Margin [dB]	Measurement Type
5350	44.43	14.21	H	58.64	73.98	15.34	PK
5350	27.91	14.21	H	42.12	53.98	11.86	AV
5350	44.21	14.21	V	58.42	73.98	15.56	PK
5350	27.58	14.21	V	41.79	53.98	12.19	AV

Band :	UNII 2C
Operation Mode:	802.11ax_HE160(80L)
Transfer MCS Index:	MCS0
Operating Frequency	5570 MHz
Channel No.	114 Ch Lower
RU offset.	0

Frequency [MHz]	Measured Value [dB μ V]	A.F+C.L- A.G+ATT+D.F [dB/m]	ANT. POL [H/V]	Total [dB μ V/m]	Limit [dB μ V/m]	Margin [dB]	Measurement Type
5460	42.46	14.98	H	57.44	73.98	16.54	PK
5460	27.79	14.98	H	42.77	53.98	11.21	AV
5470	42.79	14.95	H	57.74	68.20	10.46	PK
5460	42.16	14.98	V	57.14	73.98	16.84	PK
5460	27.53	14.98	V	42.51	53.98	11.47	AV
5470	42.44	14.95	V	57.39	68.20	10.81	PK

4.2) 52 Tone

Band :	UNII 1
Operation Mode:	802.11ax_HE160(80L)
Transfer MCS Index:	MCS0
Operating Frequency	5250 MHz
Channel No.	50 Ch Lower
RU offset.	37

Frequency [MHz]	Measured Value [dBμV]	A.F+C.L- A.G+ATT+D.F [dB/m]	ANT. POL [H/V]	Total [dBμV/m]	Limit [dBμV/m]	Margin [dB]	Measurement Type
5150	44.78	14.58	H	59.36	73.98	14.62	PK
5150	28.56	14.58	H	43.14	53.98	10.84	AV
5150	44.36	14.58	V	58.94	73.98	15.04	PK
5150	28.27	14.58	V	42.85	53.98	11.13	AV

Band :	UNII 2A
Operation Mode:	802.11ax_HE160(80U)
Transfer MCS Index:	MCS0
Operating Frequency	5250 MHz
Channel No.	50 Ch Upper
RU offset.	52

Frequency [MHz]	Measured Value [dBμV]	A.F+C.L- A.G+ATT+D.F [dB/m]	ANT. POL [H/V]	Total [dBμV/m]	Limit [dBμV/m]	Margin [dB]	Measurement Type
5350	43.06	14.21	H	57.27	73.98	16.71	PK
5350	28.48	14.21	H	42.69	53.98	11.29	AV
5350	42.79	14.21	V	57.00	73.98	16.98	PK
5350	28.15	14.21	V	42.36	53.98	11.62	AV

Band :	UNII 2C
Operation Mode:	802.11ax_HE160(80L)
Transfer MCS Index:	MCS0
Operating Frequency	5570 MHz
Channel No.	114 Ch Lower
RU offset.	37

Frequency [MHz]	Measured Value [dBμV]	A.F+C.L- A.G+ATT+D.F [dB/m]	ANT. POL [H/V]	Total [dBμV/m]	Limit [dBμV/m]	Margin [dB]	Measurement Type
5460	41.65	14.98	H	56.63	73.98	17.35	PK
5460	27.99	14.98	H	42.97	53.98	11.01	AV
5470	41.58	14.95	H	56.53	68.20	11.67	PK
5460	41.31	14.98	V	56.29	73.98	17.69	PK
5460	27.63	14.98	V	42.61	53.98	11.37	AV
5470	41.27	14.95	V	56.22	68.20	11.98	PK

4.3) 106 Tone

Band :	UNII 1
Operation Mode:	802.11ax_HE160(80L)
Transfer MCS Index:	MCS0
Operating Frequency	5250 MHz
Channel No.	50 Ch Lower
RU offset.	53

Frequency [MHz]	Measured Value [dBμV]	A.F+C.L- A.G+ATT+D.F [dB/m]	ANT. POL [H/V]	Total [dBμV/m]	Limit [dBμV/m]	Margin [dB]	Measurement Type
5150	41.80	14.58	H	56.38	73.98	17.60	PK
5150	28.74	14.58	H	43.32	53.98	10.66	AV
5150	41.54	14.58	V	56.12	73.98	17.86	PK
5150	28.36	14.58	V	42.94	53.98	11.04	AV

Band :	UNII 2A
Operation Mode:	802.11ax_HE160(80U)
Transfer MCS Index:	MCS0
Operating Frequency	5250 MHz
Channel No.	50 Ch Upper
RU offset.	60

Frequency [MHz]	Measured Value [dBμV]	A.F+C.L- A.G+ATT+D.F [dB/m]	ANT. POL [H/V]	Total [dBμV/m]	Limit [dBμV/m]	Margin [dB]	Measurement Type
5350	45.69	14.21	H	59.90	73.98	14.08	PK
5350	28.26	14.21	H	42.47	53.98	11.51	AV
5350	45.28	14.21	V	59.49	73.98	14.49	PK
5350	27.98	14.21	V	42.19	53.98	11.79	AV

Band :	UNII 2C
Operation Mode:	802.11ax_HE160(80L)
Transfer MCS Index:	MCS0
Operating Frequency	5570 MHz
Channel No.	114 Ch Lower
RU offset.	53

Frequency [MHz]	Measured Value [dB μ V]	A.F+C.L- A.G+ATT+D.F [dB/m]	ANT. POL [H/V]	Total [dB μ V/m]	Limit [dB μ V/m]	Margin [dB]	Measurement Type
5460	40.39	14.98	H	55.37	73.98	18.61	PK
5460	28.22	14.98	H	43.20	53.98	10.78	AV
5470	42.12	14.95	H	57.07	68.20	11.13	PK
5460	39.96	14.98	V	54.94	73.98	19.04	PK
5460	27.87	14.98	V	42.85	53.98	11.13	AV
5470	41.83	14.95	V	56.78	68.20	11.42	PK

4.4) 242 Tone

Band :	UNII 1
Operation Mode:	802.11ax_HE160(80L)
Transfer MCS Index:	MCS0
Operating Frequency	5250 MHz
Channel No.	50 Ch Lower
RU offset.	61

Frequency [MHz]	Measured Value [dBμV]	A.F+C.L- A.G+ATT+D.F [dB/m]	ANT. POL [H/V]	Total [dBμV/m]	Limit [dBμV/m]	Margin [dB]	Measurement Type
5150	50.50	14.58	H	65.08	73.98	8.90	PK
5150	28.80	14.58	H	43.38	53.98	10.60	AV
5150	50.08	14.58	V	64.66	73.98	9.32	PK
5150	28.63	14.58	V	43.21	53.98	10.77	AV

Band :	UNII 2A
Operation Mode:	802.11ax_HE160(80U)
Transfer MCS Index:	MCS0
Operating Frequency	5250 MHz
Channel No.	50 Ch Upper
RU offset.	64

Frequency [MHz]	Measured Value [dBμV]	A.F+C.L- A.G+ATT+D.F [dB/m]	ANT. POL [H/V]	Total [dBμV/m]	Limit [dBμV/m]	Margin [dB]	Measurement Type
5350	52.76	14.21	H	66.97	73.98	7.01	PK
5350	29.71	14.21	H	43.92	53.98	10.06	AV
5350	52.54	14.21	V	66.75	73.98	7.23	PK
5350	29.36	14.21	V	43.57	53.98	10.41	AV

Band :	UNII 2C
Operation Mode:	802.11ax_HE160(80L)
Transfer MCS Index:	MCS0
Operating Frequency	5570 MHz
Channel No.	114 Ch Lower
RU offset.	61

Frequency [MHz]	Measured Value [dB μ V]	A.F+C.L- A.G+ATT+D.F [dB/m]	ANT. POL [H/V]	Total [dB μ V/m]	Limit [dB μ V/m]	Margin [dB]	Measurement Type
5460	44.47	14.98	H	59.45	73.98	14.53	PK
5460	28.31	14.98	H	43.29	53.98	10.69	AV
5470	44.55	14.95	H	59.50	68.20	8.70	PK
5460	44.11	14.98	V	59.09	73.98	14.89	PK
5460	28.07	14.98	V	43.05	53.98	10.93	AV
5470	44.23	14.95	V	59.18	68.20	9.02	PK

4.5) 484 Tone

Band :	UNII 1
Operation Mode:	802.11ax_HE160(80L)
Transfer MCS Index:	MCS0
Operating Frequency	5250 MHz
Channel No.	50 Ch Lower
RU offset.	65

Frequency [MHz]	Measured Value [dBμV]	A.F+C.L- A.G+ATT+D.F [dB/m]	ANT. POL [H/V]	Total [dBμV/m]	Limit [dBμV/m]	Margin [dB]	Measurement Type
5150	49.63	14.58	H	64.21	73.98	9.77	PK
5150	31.19	14.58	H	45.77	53.98	8.21	AV
5150	49.28	14.58	V	63.86	73.98	10.12	PK
5150	30.87	14.58	V	45.45	53.98	8.53	AV

Band :	UNII 2A
Operation Mode:	802.11ax_HE160(80U)
Transfer MCS Index:	MCS0
Operating Frequency	5250 MHz
Channel No.	50 Ch Upper
RU offset.	66

Frequency [MHz]	Measured Value [dBμV]	A.F+C.L- A.G+ATT+D.F [dB/m]	ANT. POL [H/V]	Total [dBμV/m]	Limit [dBμV/m]	Margin [dB]	Measurement Type
5350	53.11	14.21	H	67.32	73.98	6.66	PK
5350	34.48	14.21	H	48.69	53.98	5.29	AV
5350	52.84	14.21	V	67.05	73.98	6.93	PK
5350	34.14	14.21	V	48.35	53.98	5.63	AV

Band :	UNII 2C
Operation Mode:	802.11ax_HE160(80L)
Transfer MCS Index:	MCS0
Operating Frequency	5570 MHz
Channel No.	114 Ch Lower
RU offset.	65

Frequency [MHz]	Measured Value [dB μ V]	A.F+C.L- A.G+ATT+D.F [dB/m]	ANT. POL [H/V]	Total [dB μ V/m]	Limit [dB μ V/m]	Margin [dB]	Measurement Type
5460	49.44	14.98	H	64.42	73.98	9.56	PK
5460	29.10	14.98	H	44.08	53.98	9.90	AV
5470	50.21	14.95	H	65.16	68.20	3.04	PK
5460	49.20	14.98	V	64.18	73.98	9.80	PK
5460	28.96	14.98	V	43.94	53.98	10.04	AV
5470	49.99	14.95	V	64.94	68.20	3.26	PK

4.6) 996 Tone

Band :	UNII 1
Operation Mode:	802.11ax_HE160(80L)
Transfer MCS Index:	MCS0
Operating Frequency	5250 MHz
Channel No.	50 Ch Lower
RU offset.	67

Frequency [MHz]	Measured Value [dBμV]	A.F+C.L- A.G+ATT+D.F [dB/m]	ANT. POL [H/V]	Total [dBμV/m]	Limit [dBμV/m]	Margin [dB]	Measurement Type
5150	49.82	14.58	H	64.40	73.98	9.58	PK
5150	29.75	14.58	H	44.33	53.98	9.65	AV
5150	49.65	14.58	V	64.23	73.98	9.75	PK
5150	29.43	14.58	V	44.01	53.98	9.97	AV

Band :	UNII 2A
Operation Mode:	802.11ax_HE160(80U)
Transfer MCS Index:	MCS0
Operating Frequency	5250 MHz
Channel No.	50 Ch Upper
RU offset.	67

Frequency [MHz]	Measured Value [dBμV]	A.F+C.L- A.G+ATT+D.F [dB/m]	ANT. POL [H/V]	Total [dBμV/m]	Limit [dBμV/m]	Margin [dB]	Measurement Type
5350	53.53	14.21	H	67.74	73.98	6.24	PK
5350	32.68	14.21	H	46.89	53.98	7.09	AV
5350	53.12	14.21	V	67.33	73.98	6.65	PK
5350	32.37	14.21	V	46.58	53.98	7.40	AV

Band :	UNII 2C
Operation Mode:	802.11ax_HE160(80L)
Transfer MCS Index:	MCS0
Operating Frequency	5570 MHz
Channel No.	114 Ch Lower
RU offset.	67

Frequency [MHz]	Measured Value [dB μ V]	A.F+C.L- A.G+ATT+D.F [dB/m]	ANT. POL [H/V]	Total [dB μ V/m]	Limit [dB μ V/m]	Margin [dB]	Measurement Type
5460	50.22	14.98	H	65.20	73.98	8.78	PK
5460	29.35	14.98	H	44.33	53.98	9.65	AV
5470	48.43	14.95	H	63.38	68.20	4.82	PK
5460	49.88	14.98	V	64.86	73.98	9.12	PK
5460	28.96	14.98	V	43.94	53.98	10.04	AV
5470	48.07	14.95	V	63.02	68.20	5.18	PK

4.7) SU

Band :	UNII 1
Operation Mode:	802.11ax(HE160)
Transfer MCS Index:	MCS0
Operating Frequency	5250 MHz
Channel No.	50 Ch Lower

Frequency [MHz]	Measured Value [dB μ V]	A.F+C.L- A.G+ATT+D.F [dB/m]	ANT. POL [H/V]	Total [dB μ V/m]	Limit [dB μ V/m]	Margin [dB]	Measurement Type
5150	47.22	14.58	H	61.80	73.98	12.18	PK
5150	33.85	14.58	H	48.43	53.98	5.55	AV
5150	47.08	14.58	V	61.66	73.98	12.32	PK
5150	33.62	14.58	V	48.20	53.98	5.78	AV

Band :	UNII 2A
Operation Mode:	802.11ax(HE160)
Transfer MCS Index:	MCS0
Operating Frequency	5250 MHz
Channel No.	50 Ch Upper

Frequency [MHz]	Measured Value [dB μ V]	A.F+C.L- A.G+ATT+D.F [dB/m]	ANT. POL [H/V]	Total [dB μ V/m]	Limit [dB μ V/m]	Margin [dB]	Measurement Type
5350	52.00	14.21	H	66.21	73.98	7.77	PK
5350	35.61	14.21	H	49.82	53.98	4.16	AV
5350	51.78	14.21	V	65.99	73.98	7.99	PK
5350	35.28	14.21	V	49.49	53.98	4.49	AV

Band :	UNII 2C
Operation Mode:	802.11ax(HE160)
Transfer MCS Index:	MCS0
Operating Frequency	5570 MHz
Channel No.	114 Ch Lower

Frequency [MHz]	Measured Value [dBμV]	A.F+C.L- A.G+ATT+D.F [dB/m]	ANT. POL [H/V]	Total [dBμV/m]	Limit [dBμV/m]	Margin [dB]	Measurement Type
5460	47.86	14.98	H	62.84	73.98	11.14	PK
5460	32.81	14.98	H	47.79	53.98	6.19	AV
5470	47.06	14.95	H	62.01	68.20	6.19	PK
5460	47.65	14.98	V	62.63	73.98	11.35	PK
5460	32.65	14.98	V	47.63	53.98	6.35	AV
5470	46.79	14.95	V	61.74	68.20	6.46	PK

4.8) 996*2 Tone

Band :	UNII 1
Operation Mode:	802.11ax(HE160)
Transfer MCS Index:	MCS0
Operating Frequency	5250 MHz
Channel No.	50 Ch Lower
RU offset.	68

Frequency [MHz]	Measured Value [dBμV]	A.F+C.L- A.G+ATT+D.F [dB/m]	ANT. POL [H/V]	Total [dBμV/m]	Limit [dBμV/m]	Margin [dB]	Measurement Type
5150	42.47	14.58	H	57.05	73.98	16.93	PK
5150	29.17	14.58	H	43.75	53.98	10.23	AV
5150	42.19	14.58	V	56.77	73.98	17.21	PK
5150	28.78	14.58	V	43.36	53.98	10.62	AV

Band :	UNII 2A
Operation Mode:	802.11ax(HE160)
Transfer MCS Index:	MCS0
Operating Frequency	5250 MHz
Channel No.	50 Ch Upper
RU offset.	68

Frequency [MHz]	Measured Value [dBμV]	A.F+C.L- A.G+ATT+D.F [dB/m]	ANT. POL [H/V]	Total [dBμV/m]	Limit [dBμV/m]	Margin [dB]	Measurement Type
5350	44.55	14.21	H	58.76	73.98	15.22	PK
5350	31.21	14.21	H	45.42	53.98	8.56	AV
5350	44.23	14.21	V	58.44	73.98	15.54	PK
5350	30.87	14.21	V	45.08	53.98	8.90	AV

Band :	UNII 2C
Operation Mode:	802.11ax(HE160)
Transfer MCS Index:	MCS0
Operating Frequency	5570 MHz
Channel No.	114 Ch Lower
RU offset.	68

Frequency [MHz]	Measured Value [dB μ V]	A.F+C.L- A.G+ATT+D.F [dB/m]	ANT. POL [H/V]	Total [dB μ V/m]	Limit [dB μ V/m]	Margin [dB]	Measurement Type
5460	42.06	14.98	H	57.04	73.98	16.94	PK
5460	29.10	14.98	H	44.08	53.98	9.90	AV
5470	42.60	14.95	H	57.55	68.20	10.65	PK
5460	41.79	14.98	V	56.77	73.98	17.21	PK
5460	28.88	14.98	V	43.86	53.98	10.12	AV
5470	42.25	14.95	V	57.20	68.20	11.00	PK

Note:

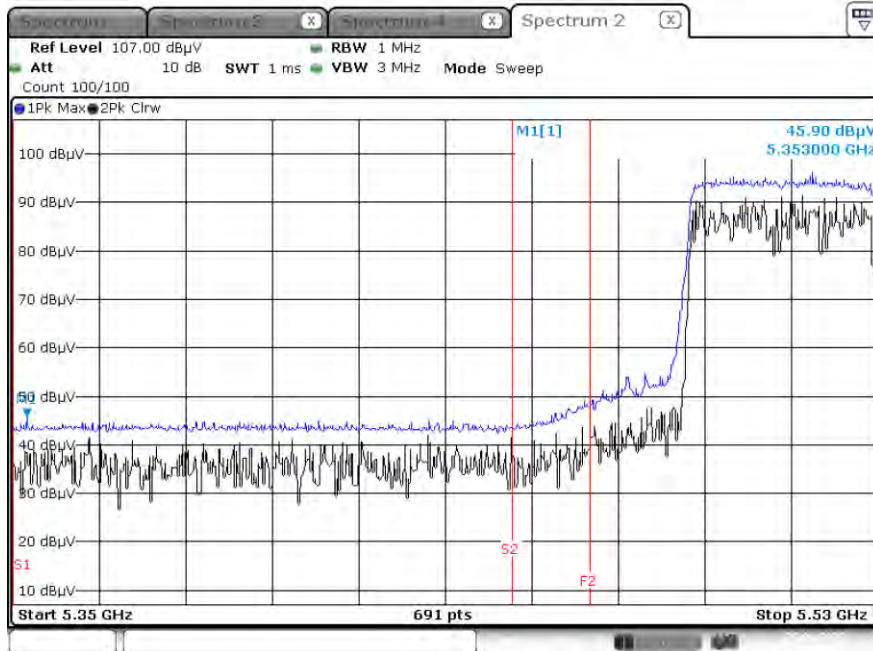
All Modes of operation were investigated and the worst case configuration results are reported.
In order to simplify the report, We only have attached Bandedge result of worst case.

☑ Test Plots(UNII 1, 2A, 2C),
[MIMO]

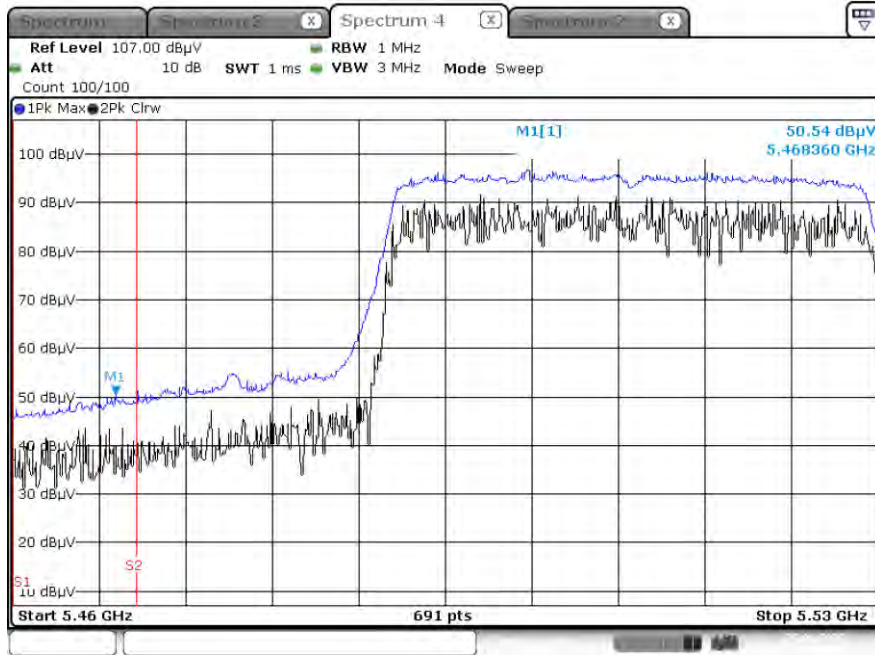
Radiated Restricted Band Edges plot - Average result (802.11ax(HE40), Ch.102, Z-H) – SU



Radiated Restricted Band Edges plot - Peak result (802.11ax(HE40), Ch.102, Z-H) –SU



Radiated Restricted Band Edges plot - Peak result (802.11ax(HE40), Ch.102, Z-H) – SU



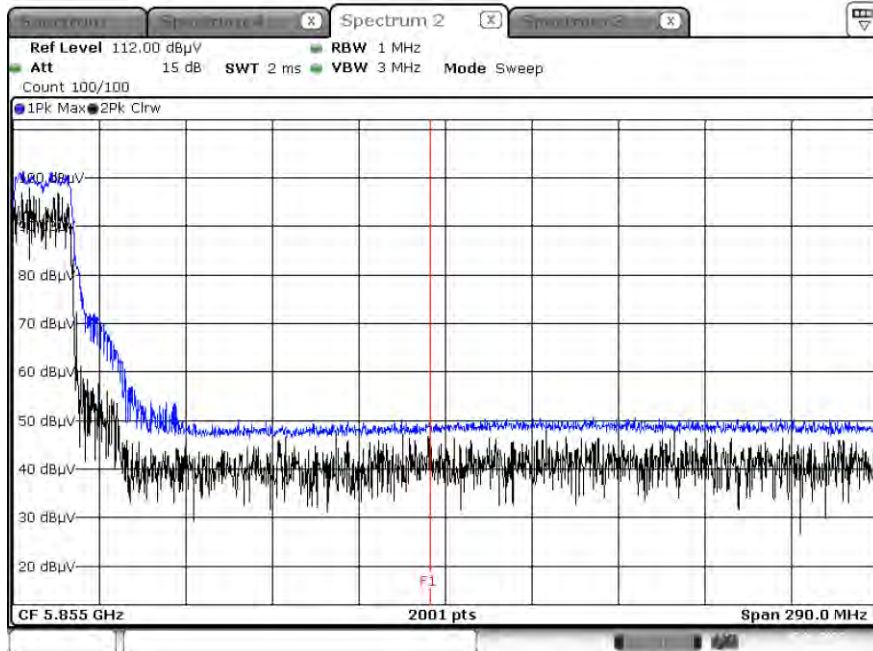
Note:

Only the worst case plots for Radiated Restricted Band Edge.

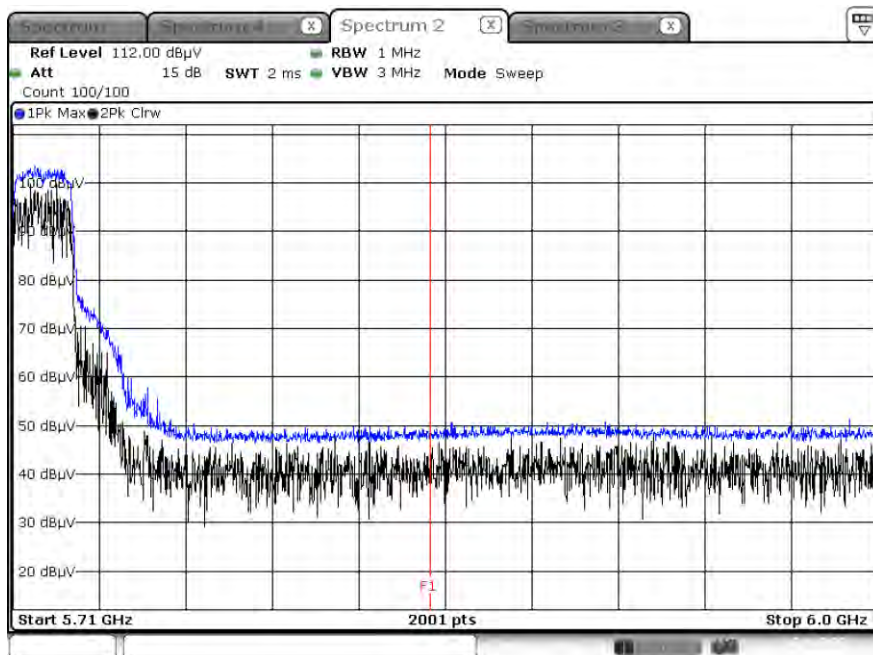
▣ Test Plots(Straddle Channel)

[MIMO]

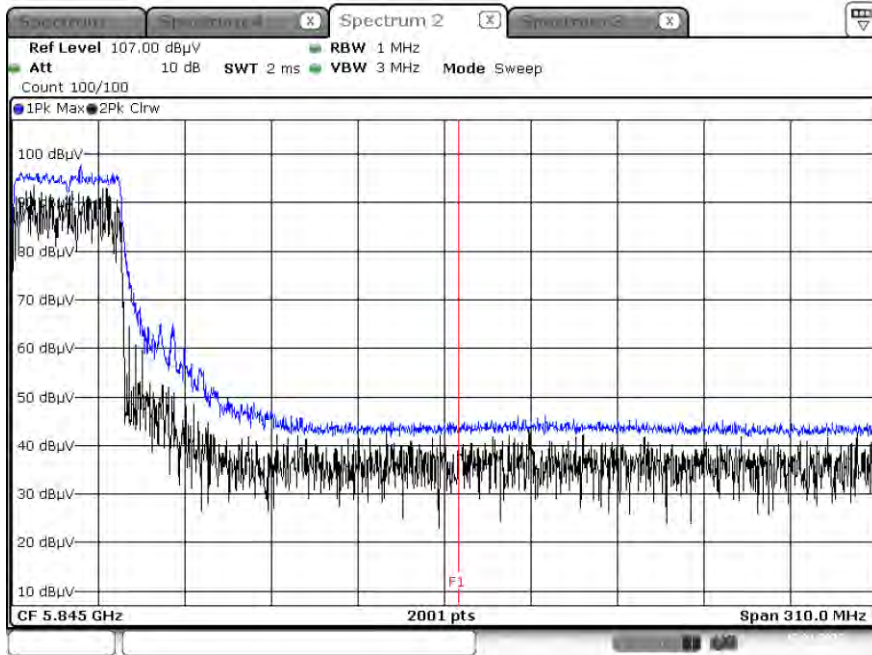
Peak result (802.11ax(HE20), Ch.144, 242 Tone RU 61, Z-H)



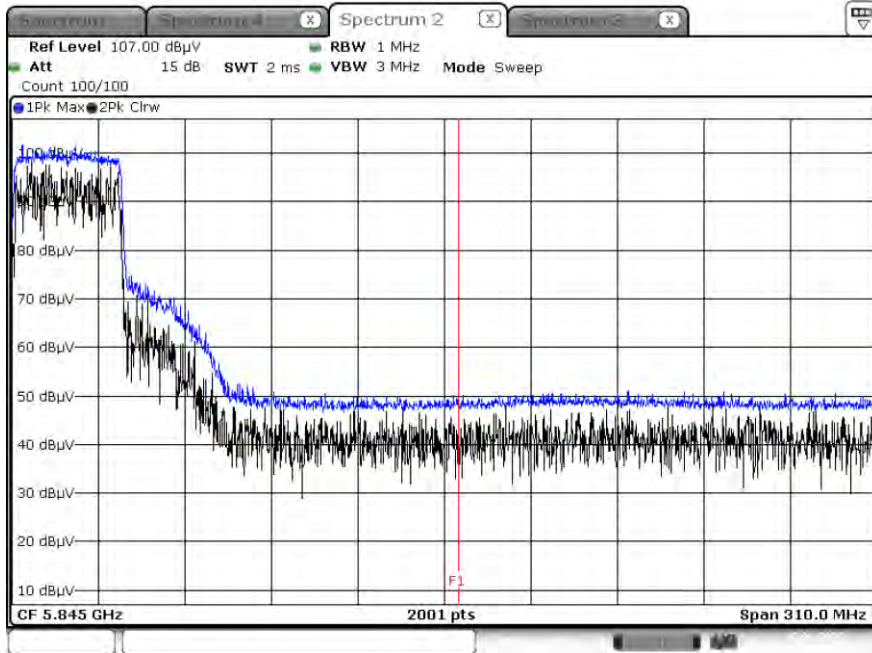
Peak result (802.11ax(HE20), Ch.144, SU, Z-H)



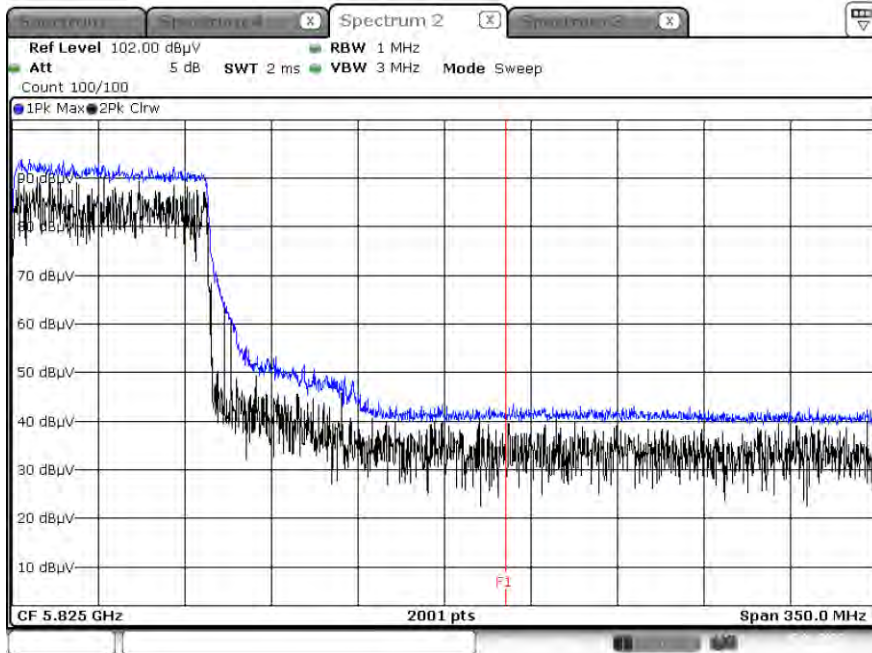
Peak result (802.11ax(HE40), Ch.142, 484 Tone RU 65, Z-H)



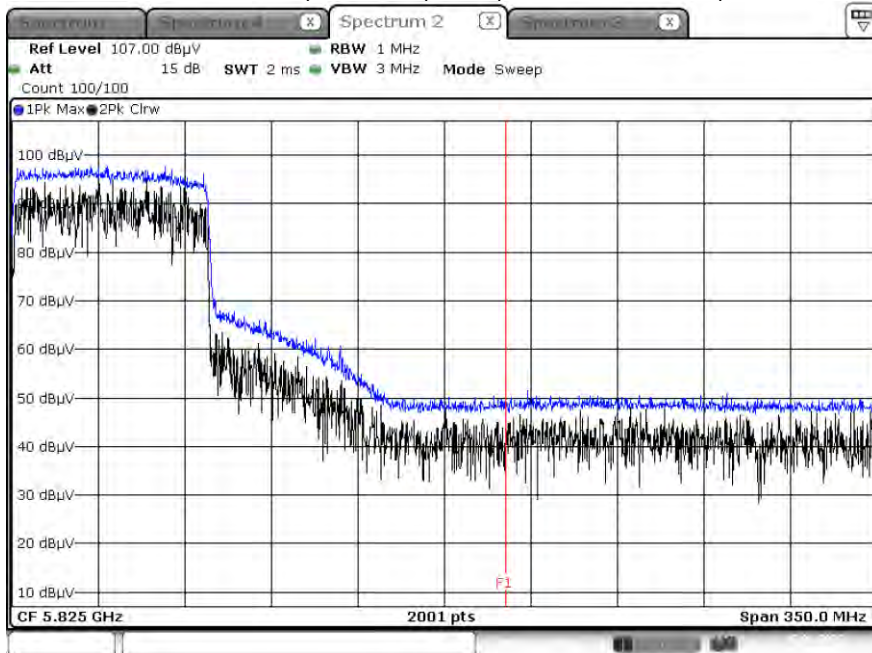
Peak result (802.11ax(HE40), Ch.142, SU, Z-H)



Peak result (802.11ax(HE80), Ch.138, 996 Tone RU 67, Z-H)



Peak result (802.11ax(HE80), Ch.138, SU, Z-H)



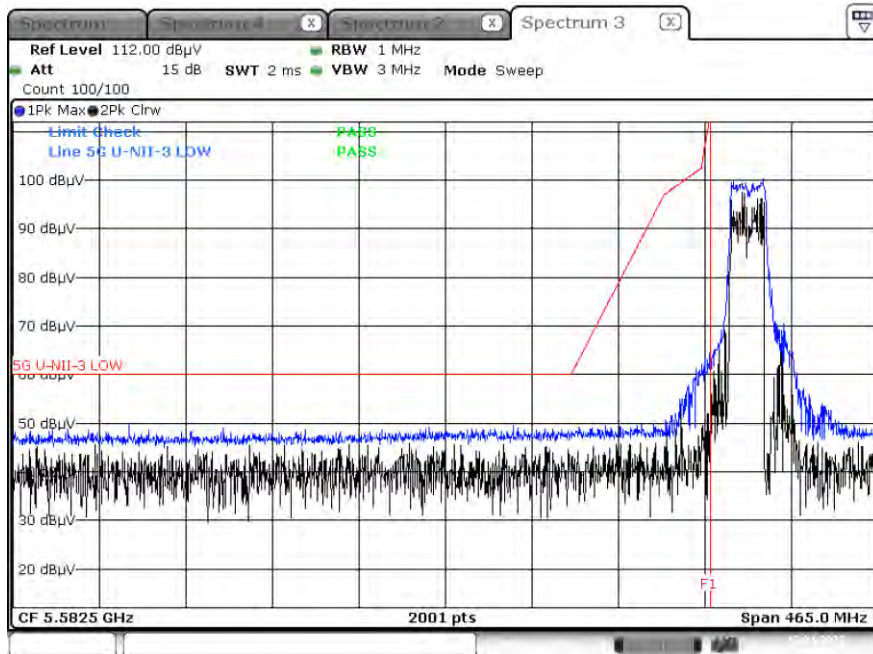
Note :

1. Only the worst case plots for Radiated Restricted Band Edge.
2. Red line : 5850 MHz
3. Ambient Noise (Because of ambient noise, We attached only the worst plot without a data table)

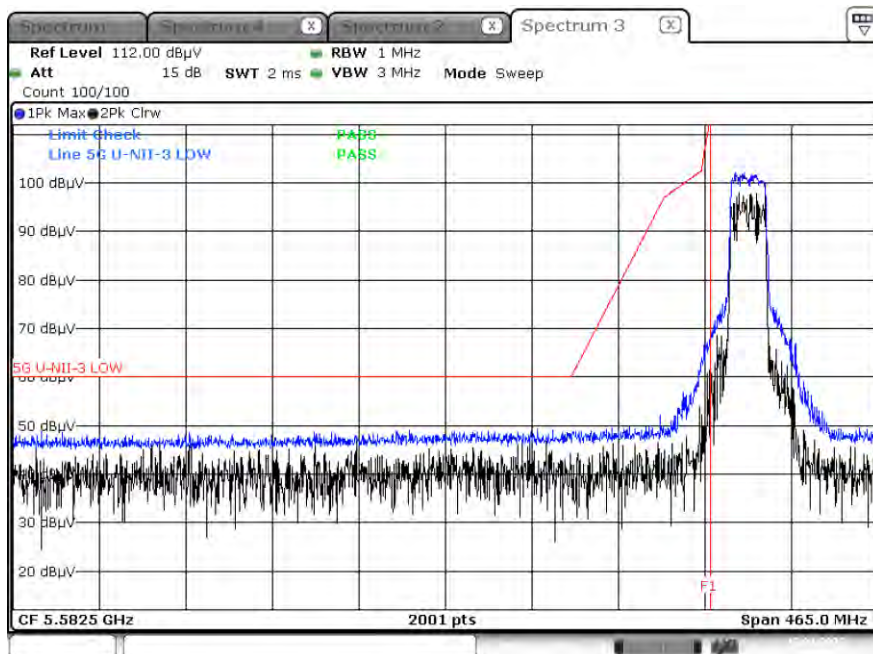
▣ Test Plots(UNII 3)_Low Edge

[MIMO]

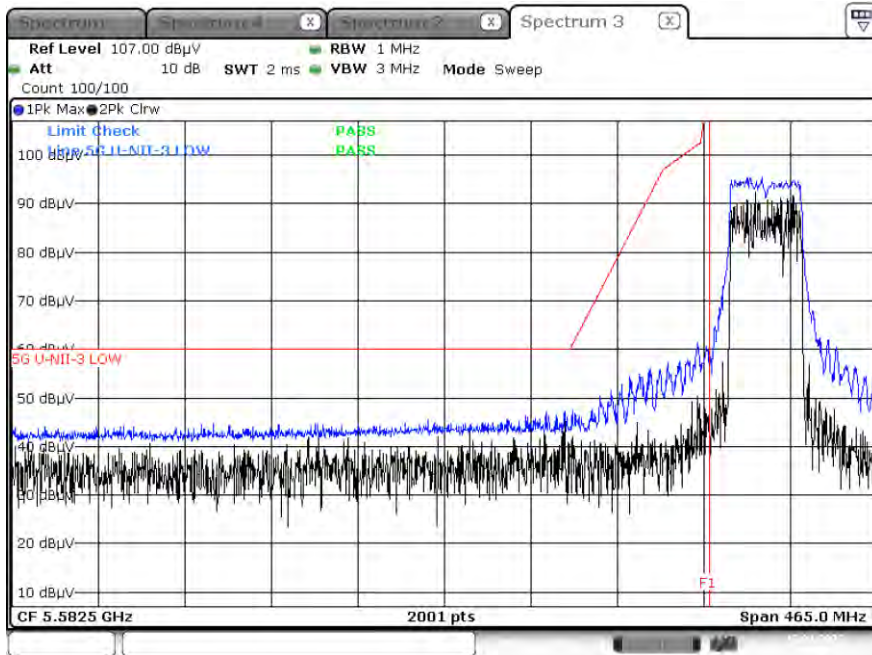
Peak result (802.11ax(HE20), Ch.149, 242 Tone RU 61, Z-H)



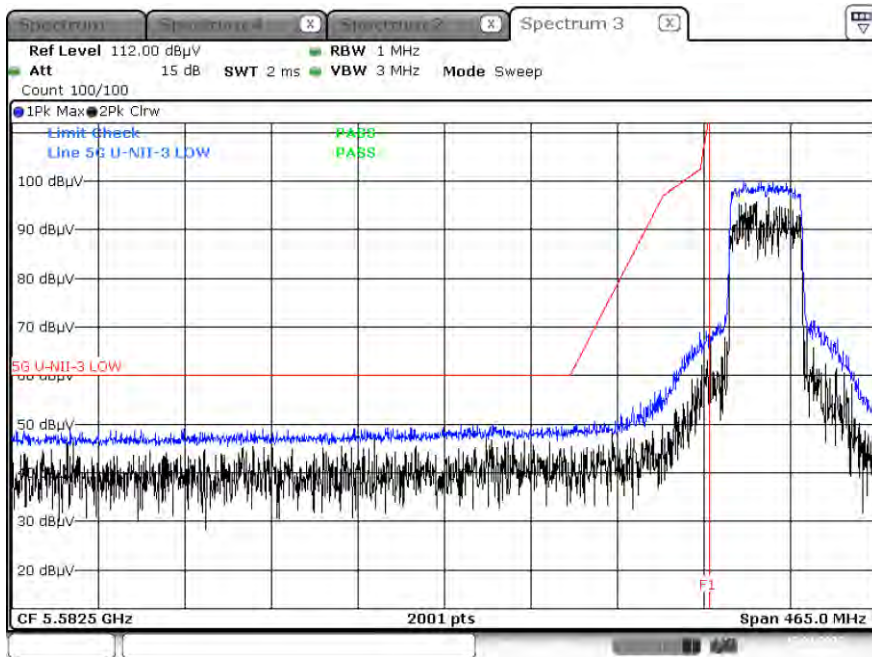
Peak result (802.11ax(HE20), Ch.149, SU, Z-H)



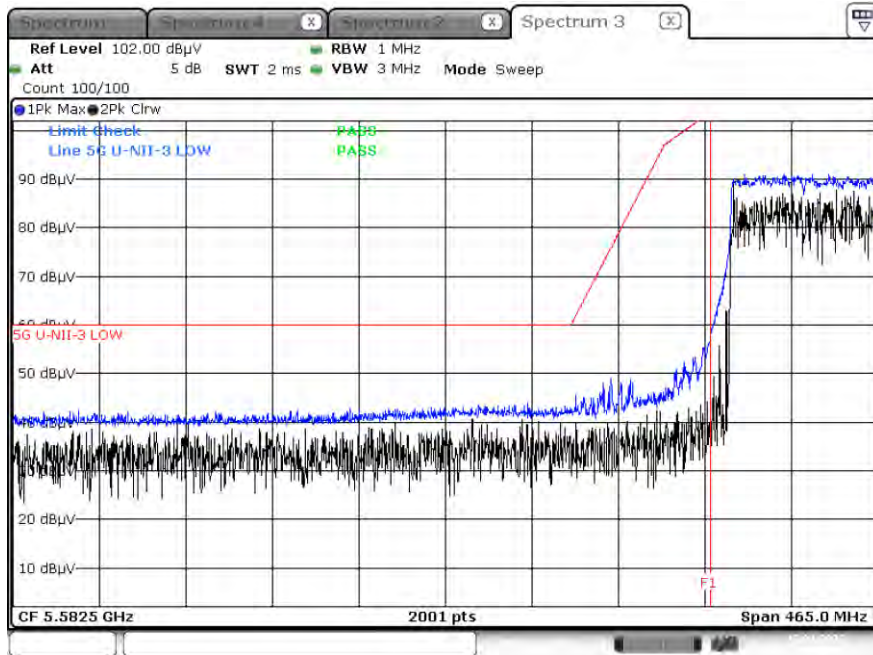
Peak result (802.11ax(HE40), Ch.151, 484 Tone RU 65, Z-H)



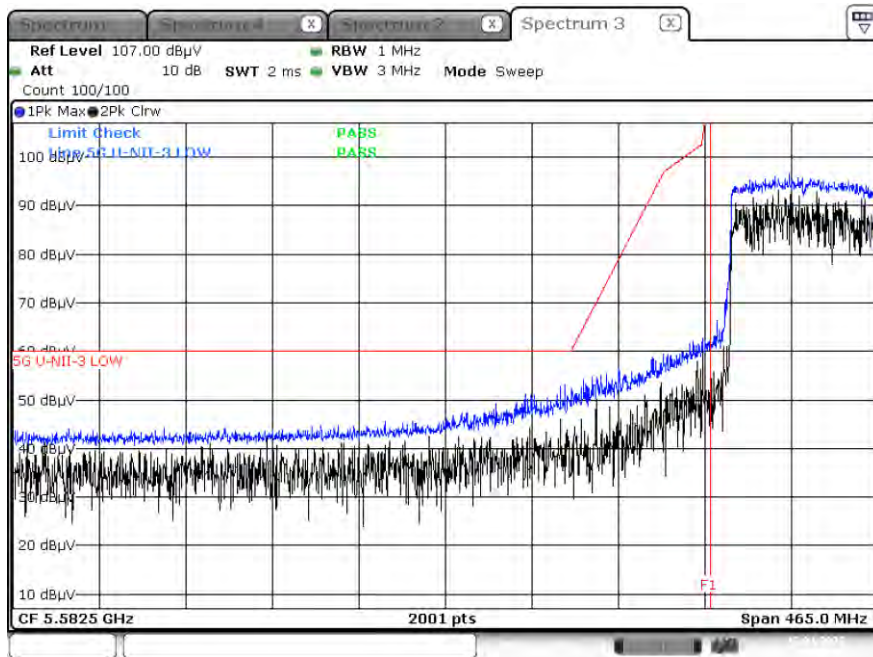
Peak result (802.11ax(HE40), Ch.151, SU, Z-H)



Peak result (802.11ax(HE80), Ch.155, 996 Tone RU 67, Z-H)



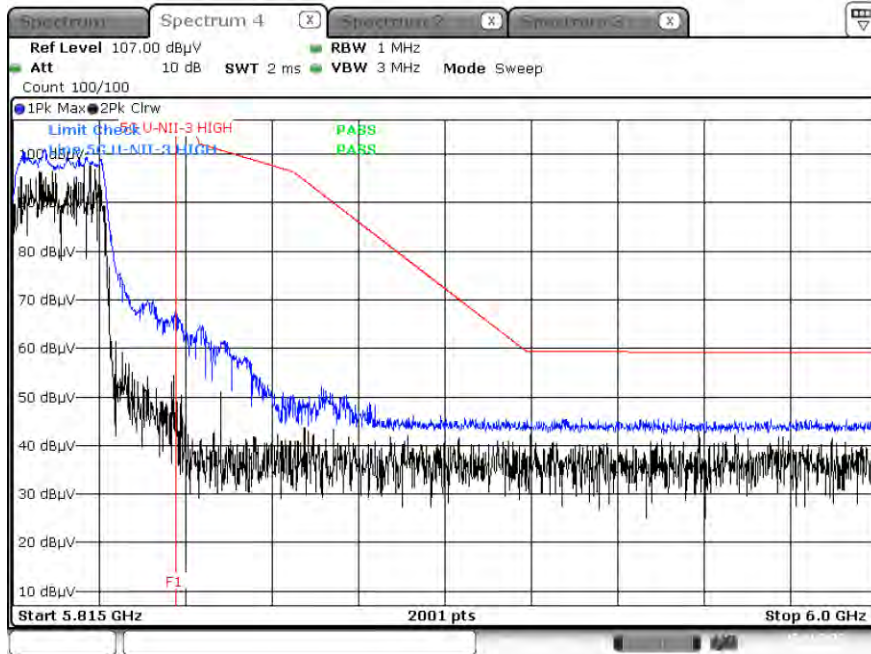
Peak result (802.11ax(HE80), Ch.155 SU, Z-H)



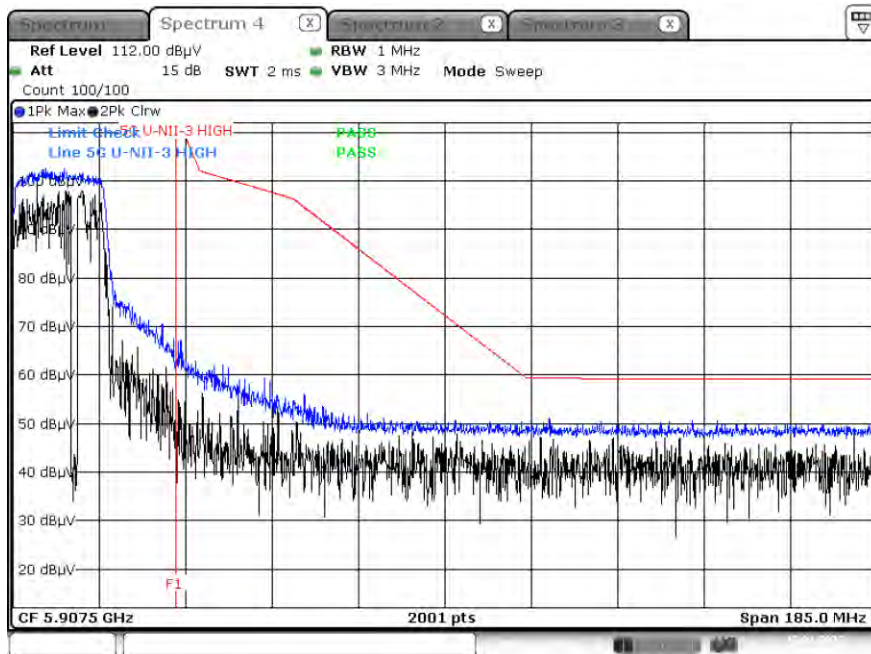
▣ Test Plots(UNII 3)_High Edge

[MIMO]

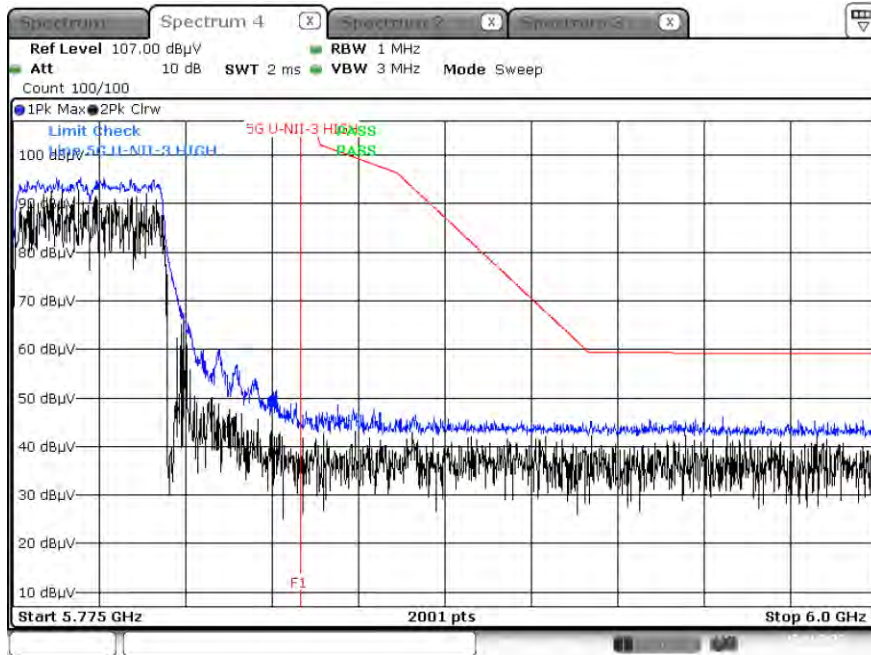
Peak result (802.11ax(HE20), Ch.165, 242 Tone RU 61, Z-H)



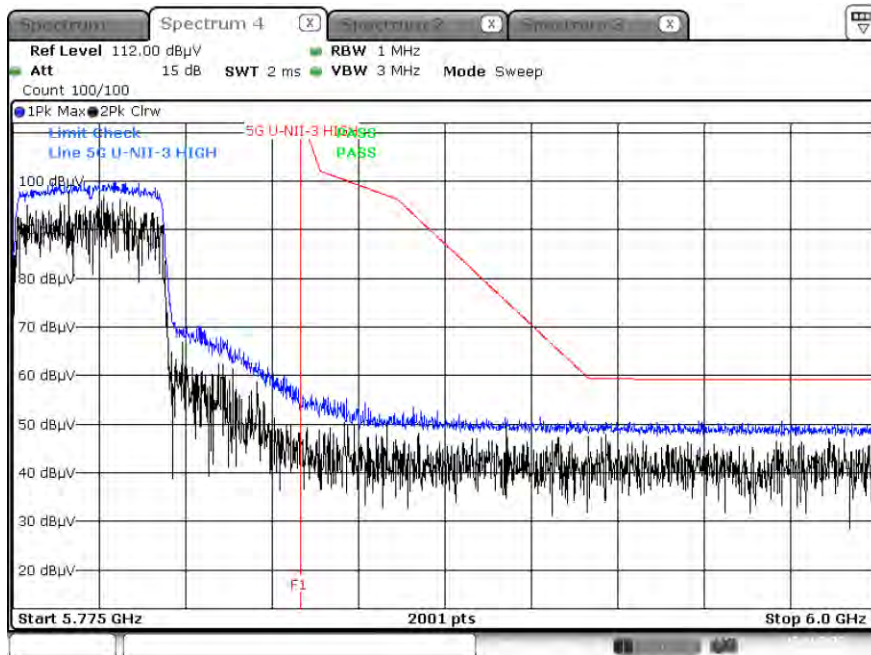
Peak result (802.11ax(HE20), Ch.165, SU, Z-H)



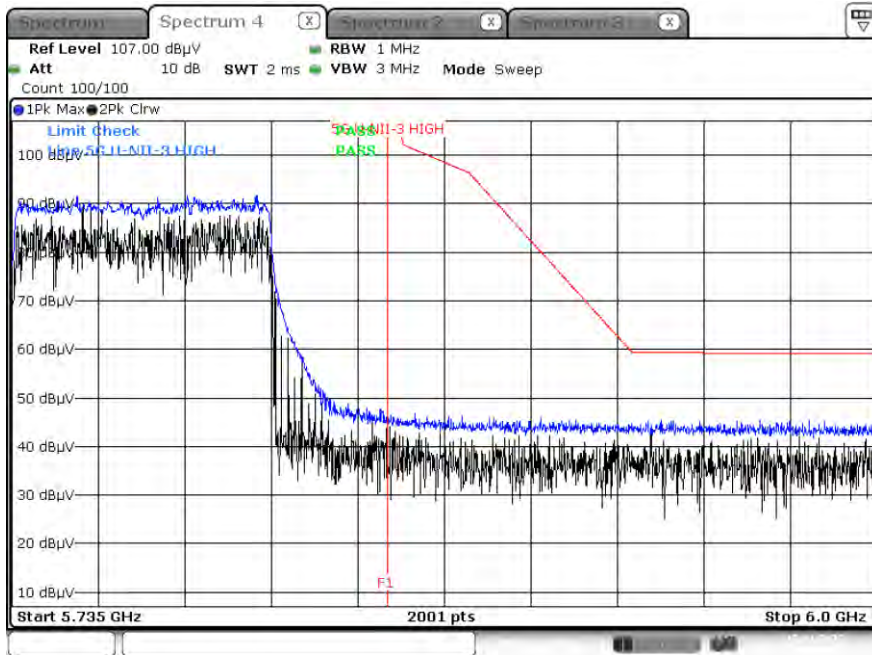
Peak result (802.11ax(HE40), Ch.159, 484 Tone RU 65, Z-H)



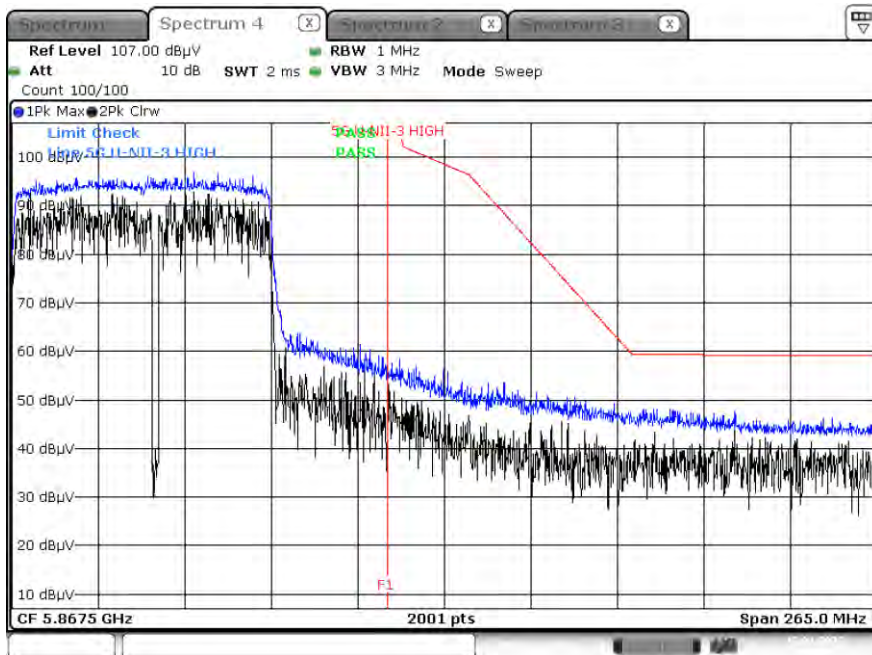
Peak result (802.11ax(HE40), Ch.159, SU, Z-H)



Peak result (802.11ax(HE80), Ch.155, 996 Tone RU 67, Z-H)



Peak result (802.11ax(HE80), Ch.155 SU, Z-H)

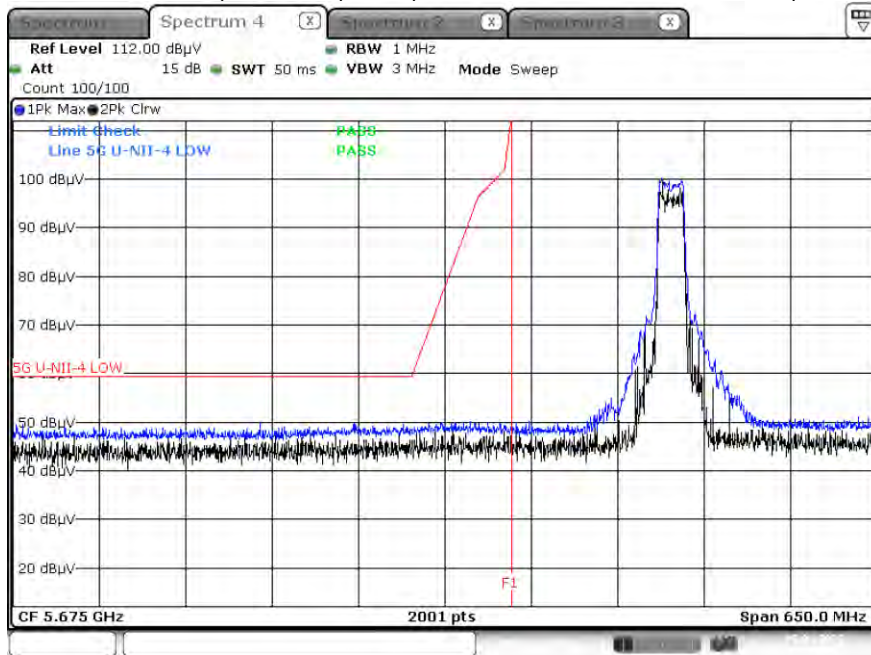


Note :

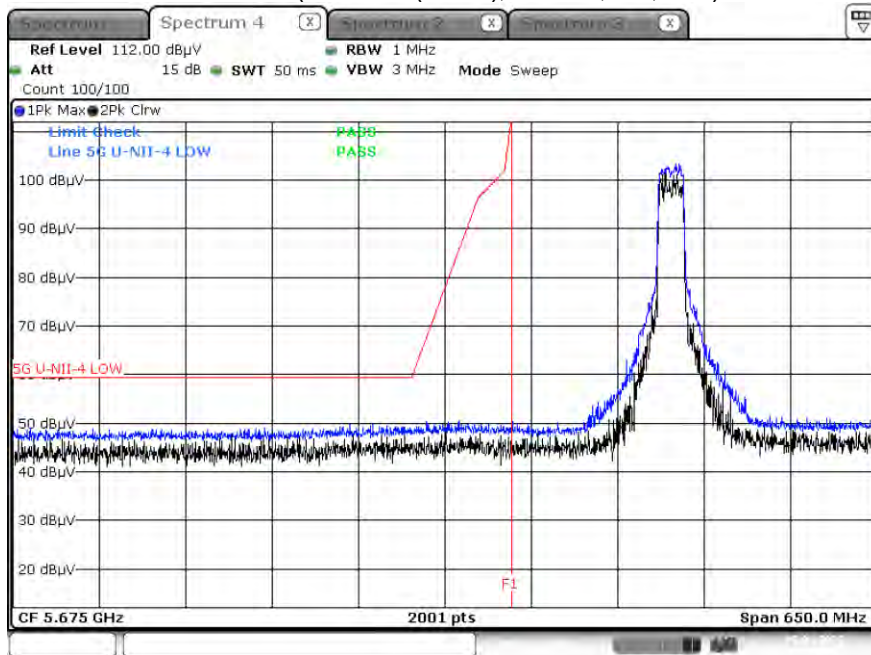
1. Only the worst case plots for U-NII-3 Out of Band e.i.r.p Emission.
2. U-NII-3 Low & High Band Edge RedLine is Final Test Limit about factor value compensation.

■ Test Plots(UNII 4_Low)

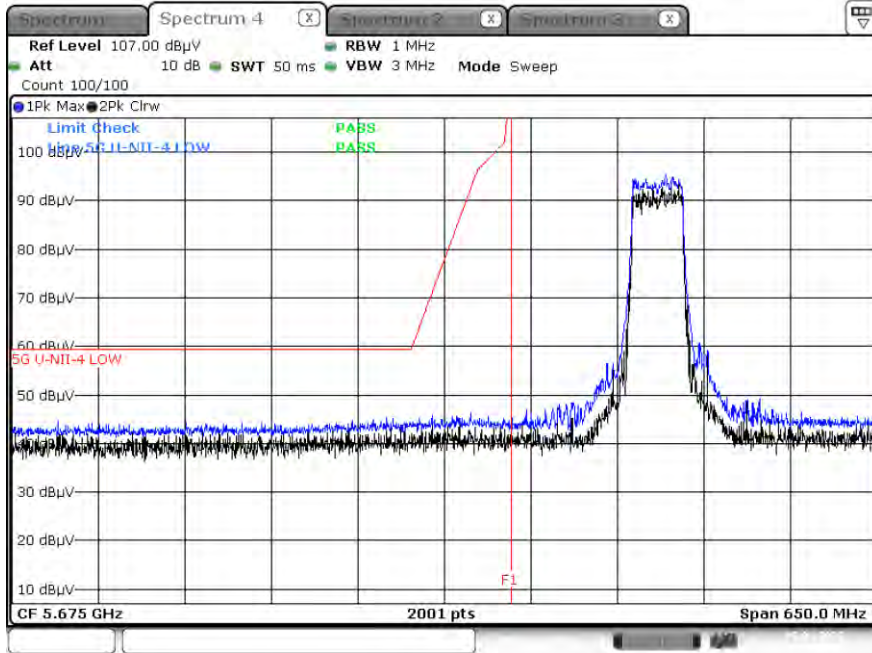
Peak result (802.11ax(HE20), Ch.169, 242 Tone RU 61, Z-H)



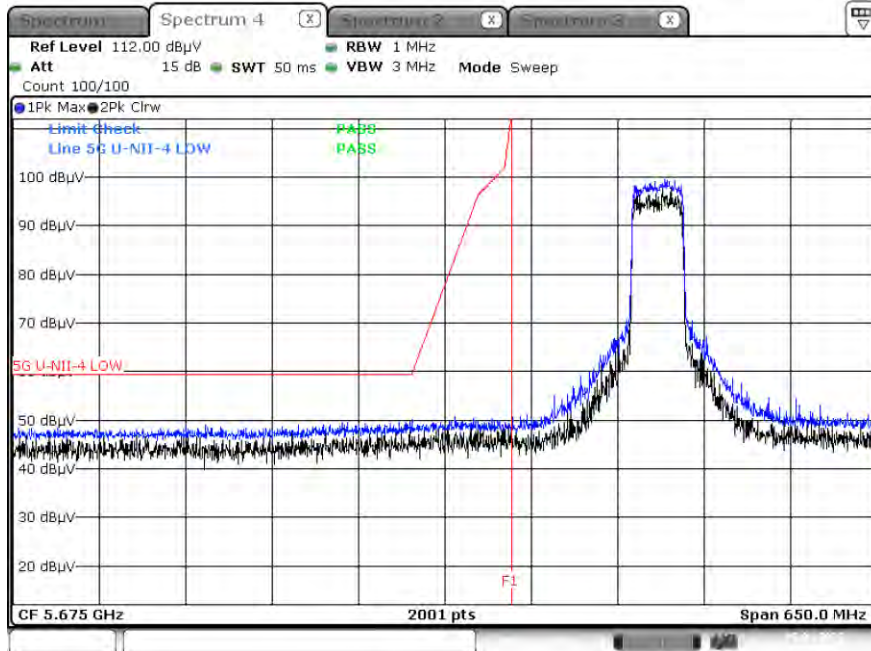
Peak result (802.11ax(HE20), Ch.169, SU, Z-H)



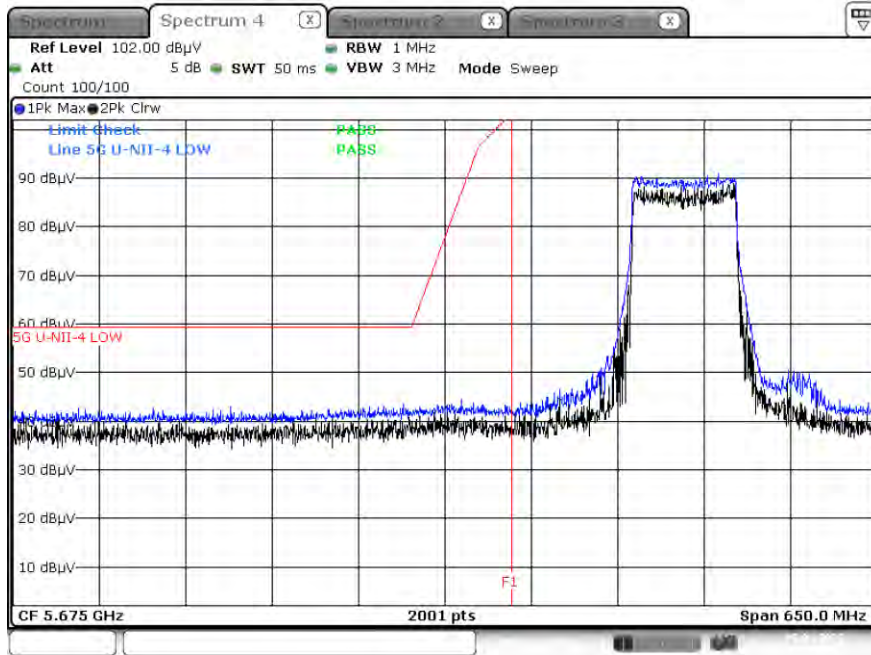
Peak result (802.11ax(HE40), Ch.167, 484 Tone RU 65, Z-H)



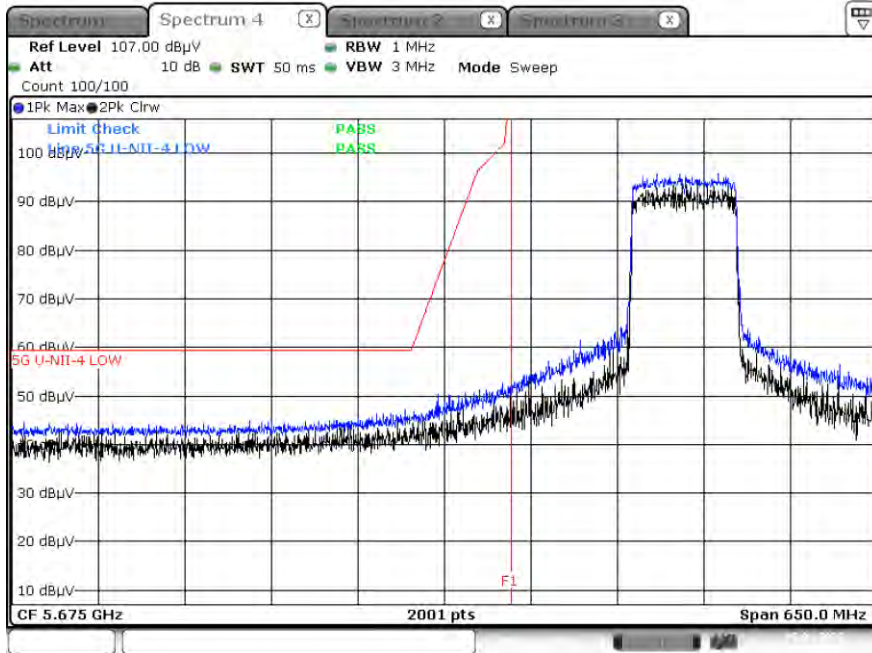
Peak result (802.11ax(HE40), Ch.167, SU, Z-H)



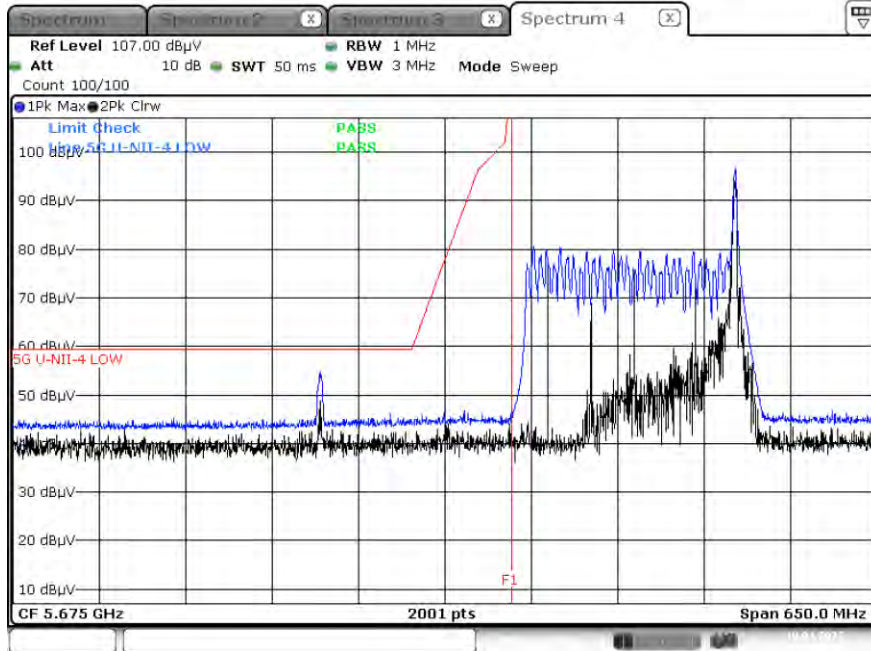
Peak result (802.11ax(HE80), Ch.171, 996 Tone RU 67, Z-H)



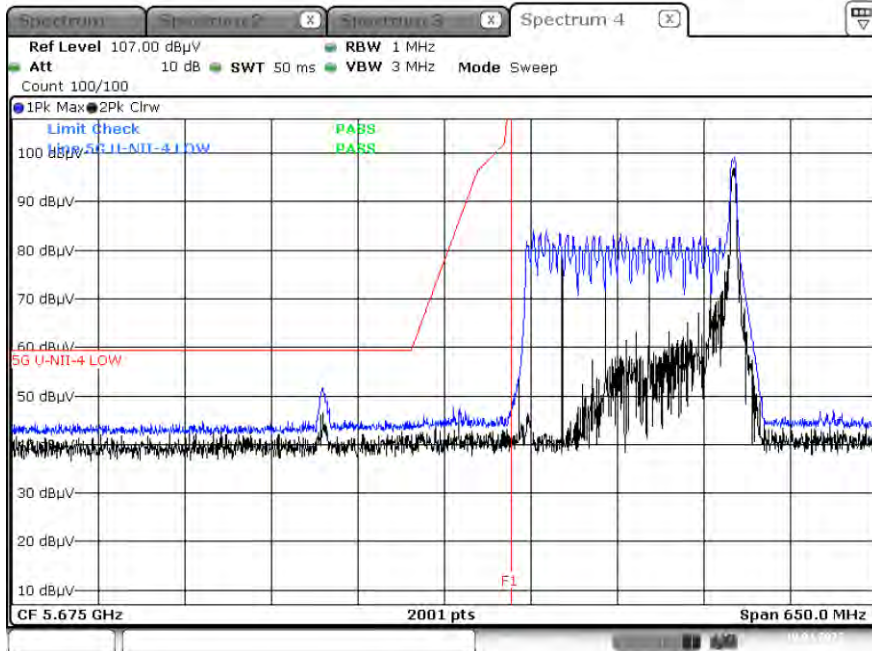
Peak result (802.11ax(HE80), Ch.171 SU, Z-H)



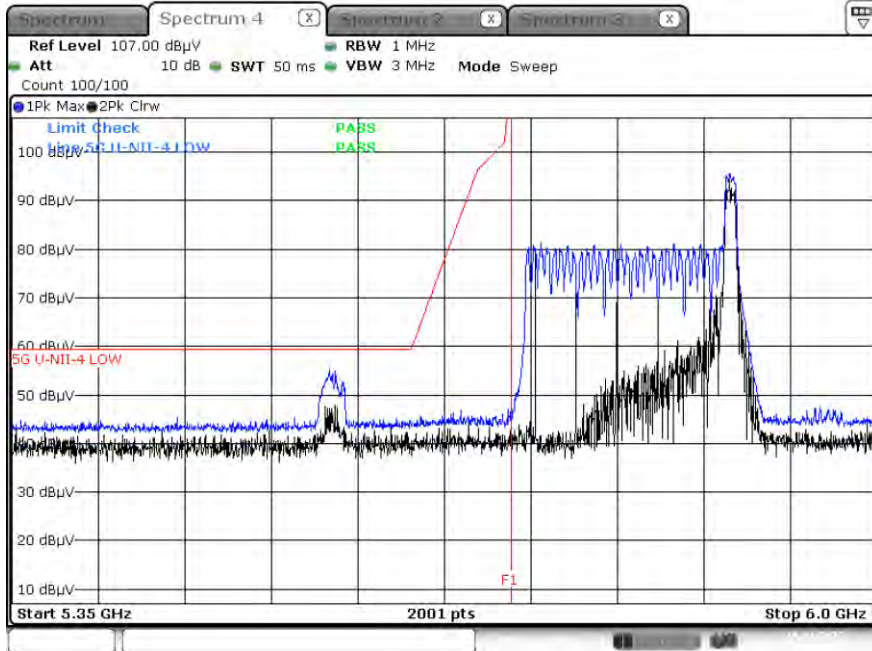
Peak result (802.11ax(HE160) (HE80_U), Ch.163, 26 Tone RU 36, Z-H)



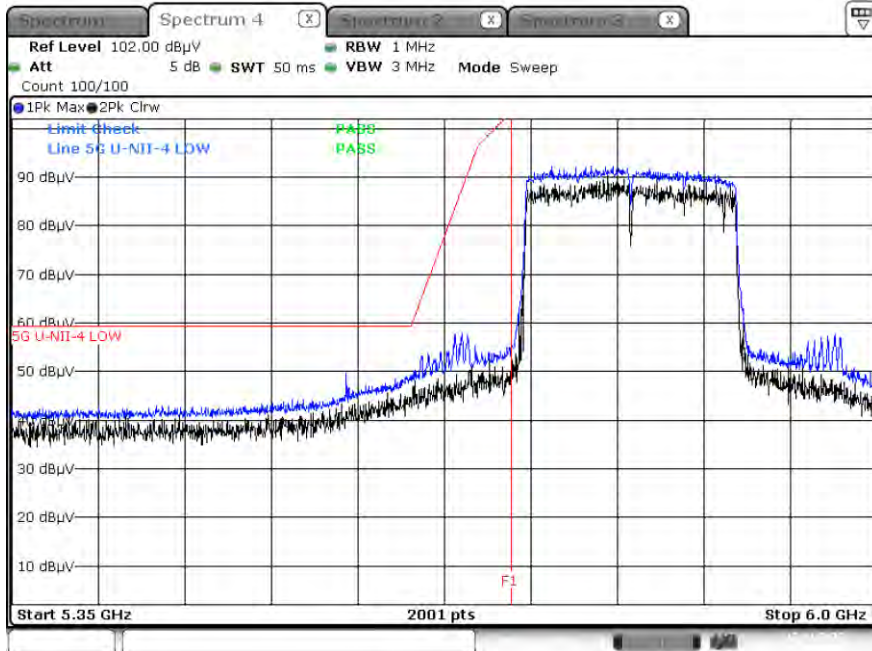
Peak result (802.11ax(HE160) (HE80_U), Ch.163 52 Tone RU 52, Z-H)



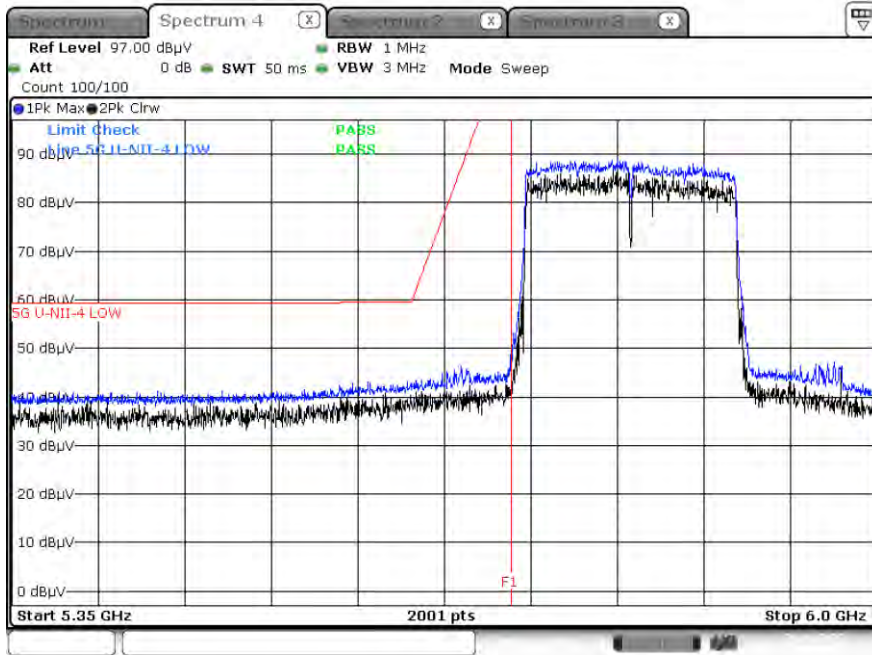
Peak result (802.11ax(HE160) (HE80_U), Ch.163 106 Tone RU 60, Z-H)



Peak result (802.11ax(HE160), Ch.163 SU, Z-H)

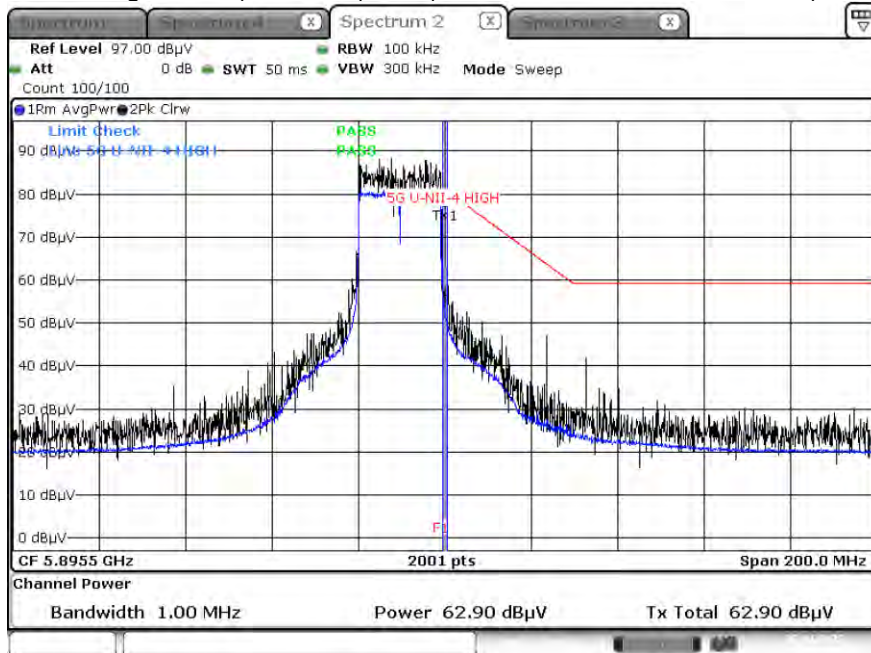


Peak result (802.11ax(HE160), Ch.163 996*2 Tone RU 68, Z-H)

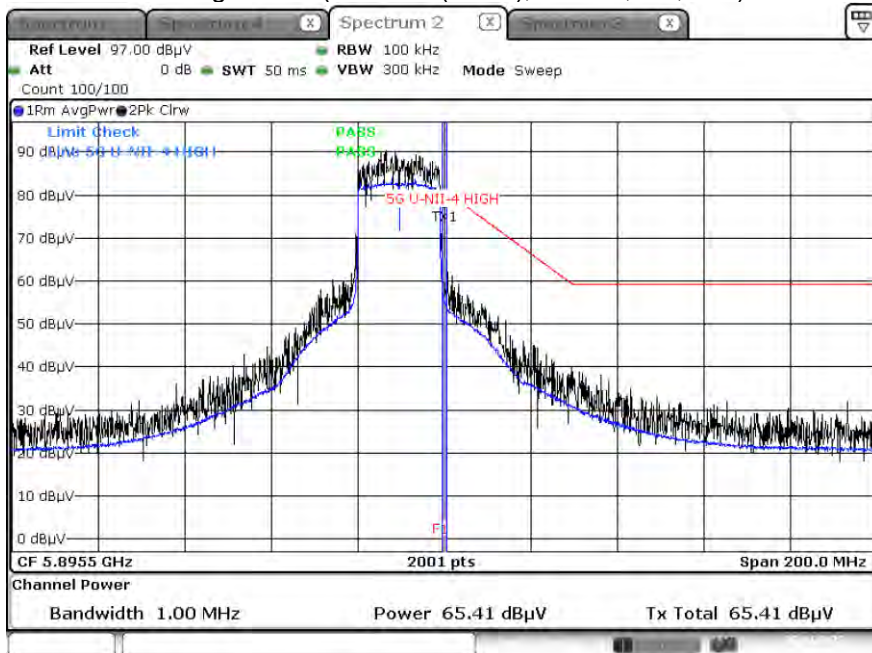


■ Test Plots(UNII 4_High)

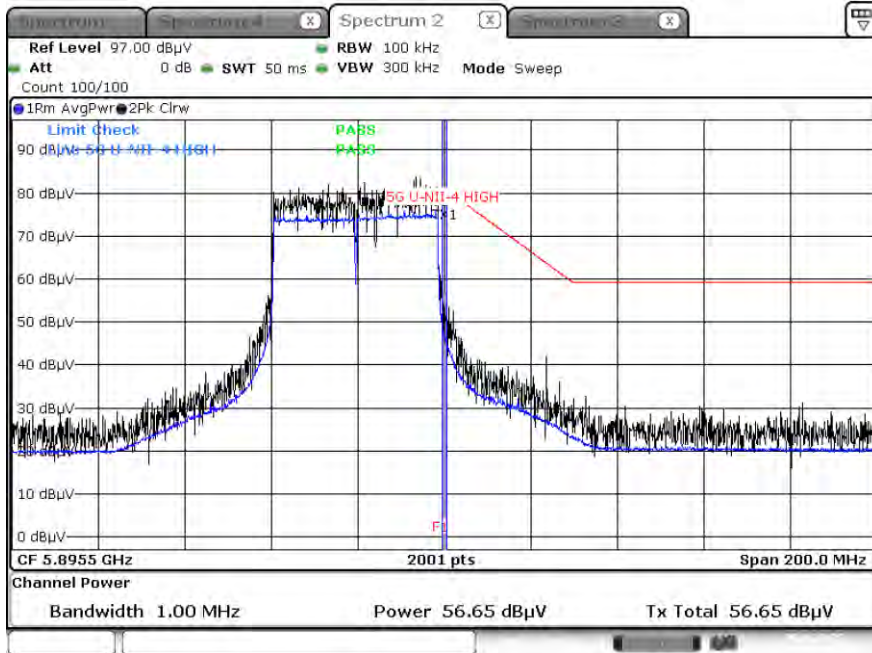
Average result (802.11ax(HE20), Ch.177, 242 Tone RU 61, Z-H)



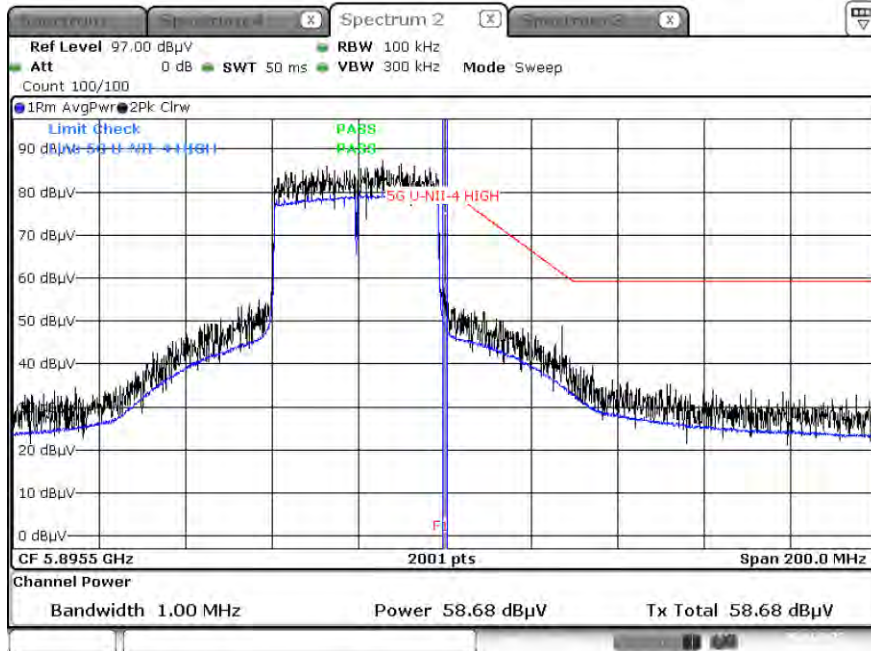
Average result (802.11ax(HE20), Ch.177, SU, Z-H)



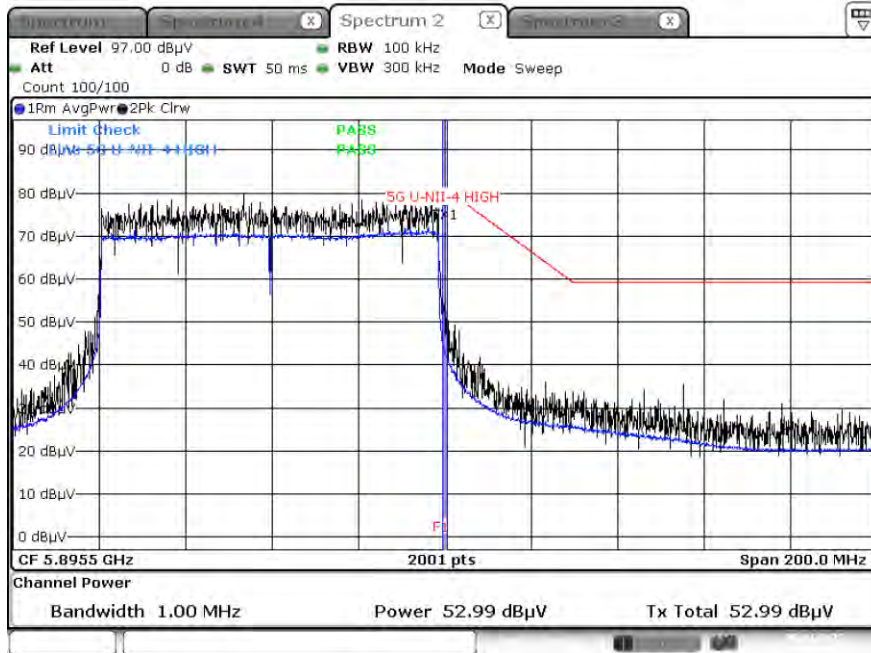
Average result (802.11ax(HE40), Ch.175, 484 Tone RU 65, Z-H)



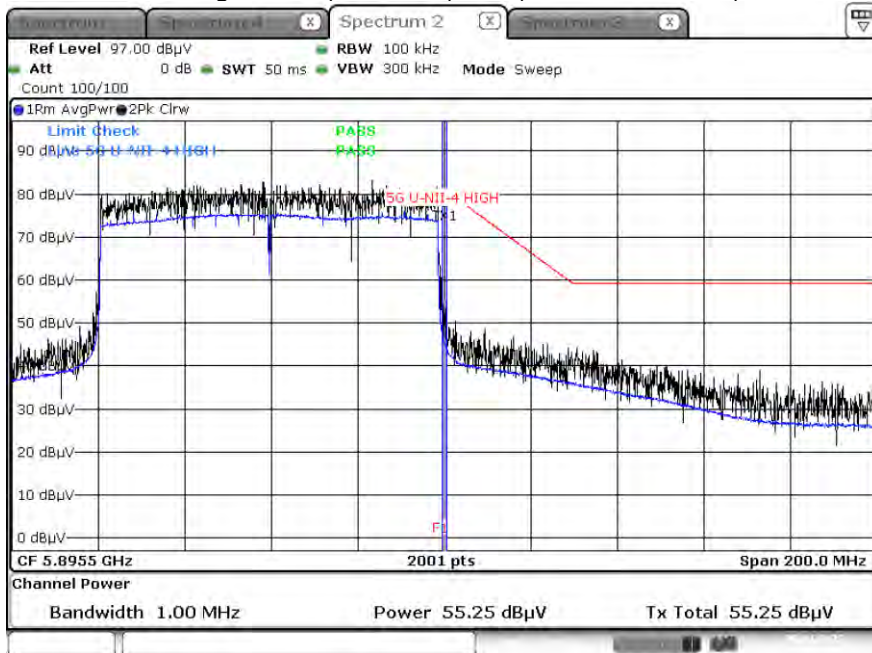
Average result (802.11ax(HE40), Ch.175, SU, Z-H)



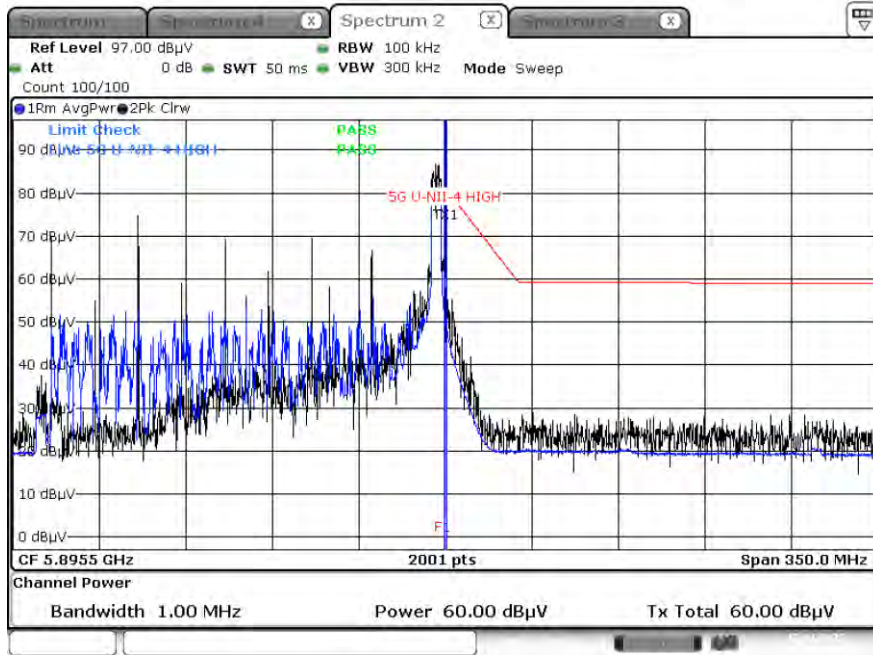
Average result (802.11ax(HE80), Ch.171, 996 Tone RU 67, Z-H)



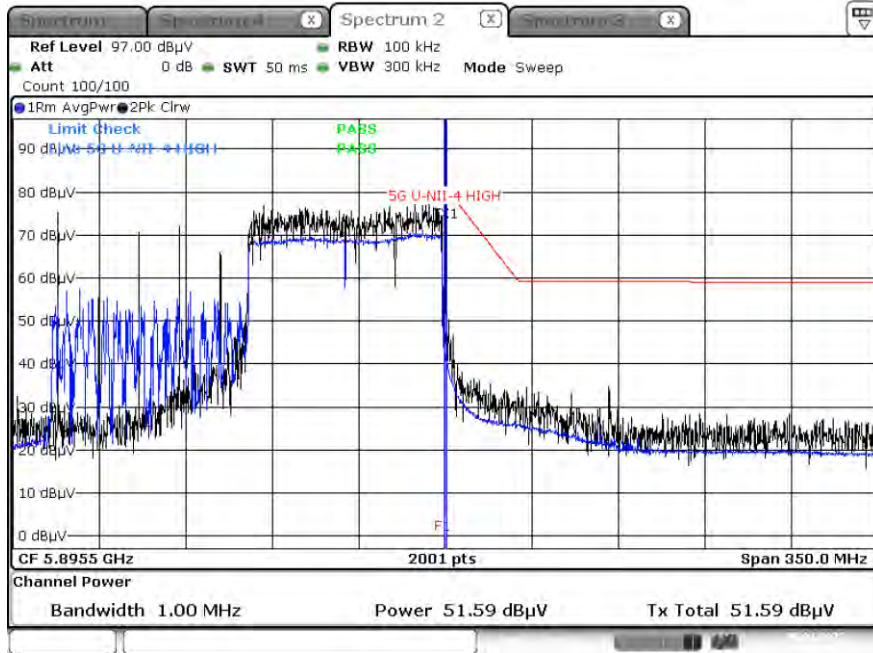
Average result (802.11ax(HE80), Ch.171 SU, Z-H)



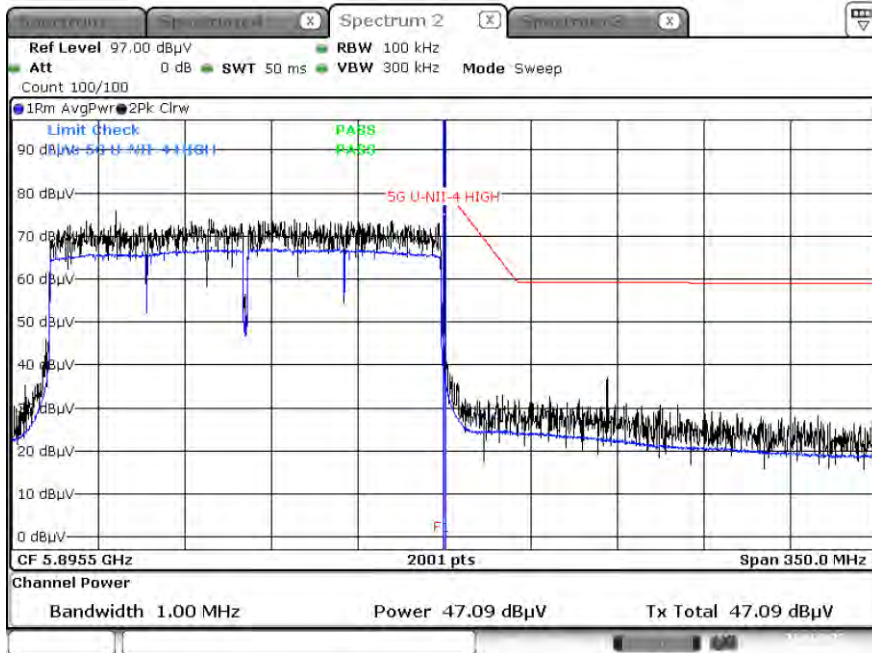
Average result (802.11ax(HE160) (HE80_U), Ch.163, 52 Tone RU 52, Z-H)



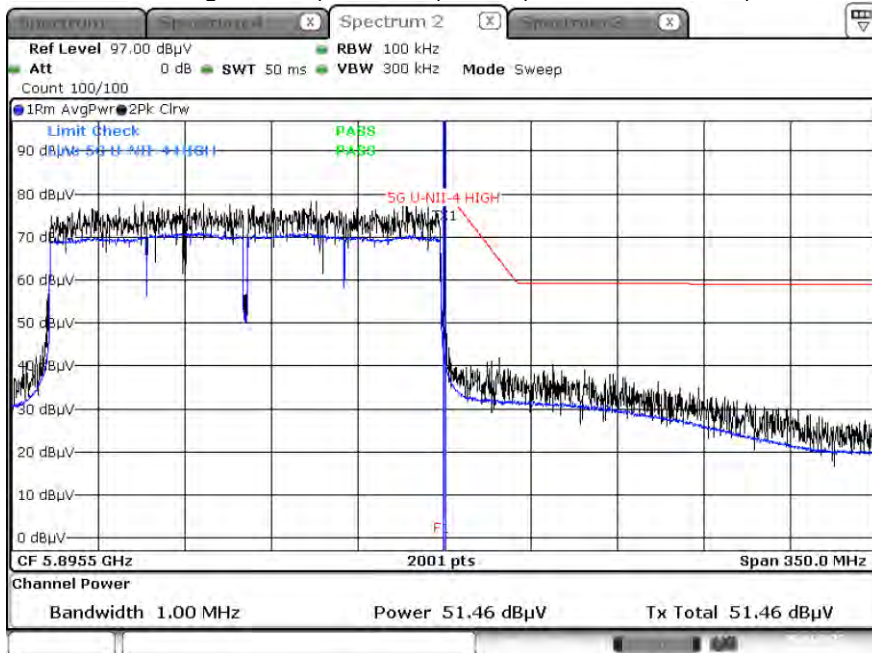
Average result (802.11ax(HE160) (HE80_U), Ch.163, 996 Tone RU 67, Z-H)



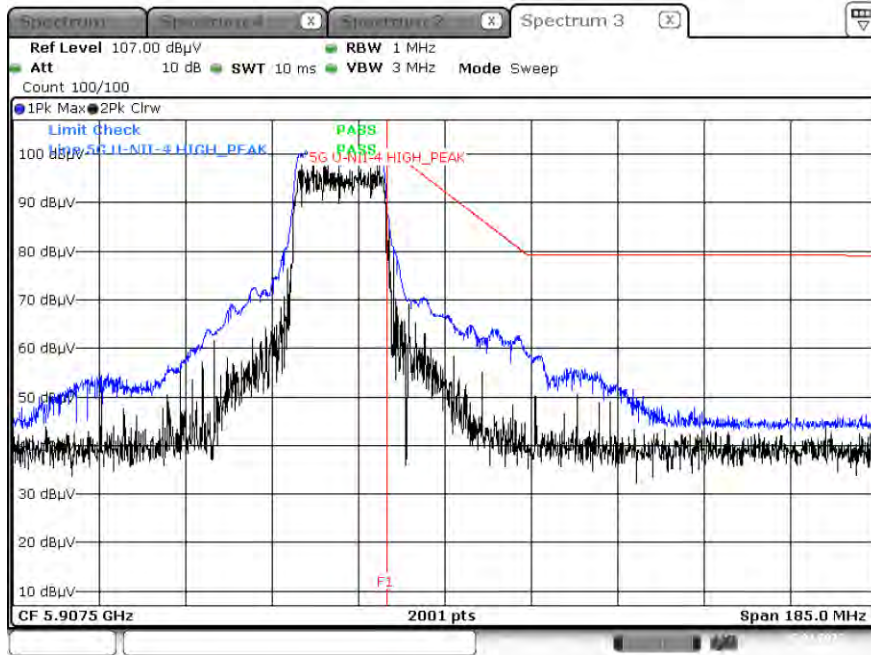
Average result (802.11ax(HE160), Ch.163, 996*2 Tone RU 68, Z-H)



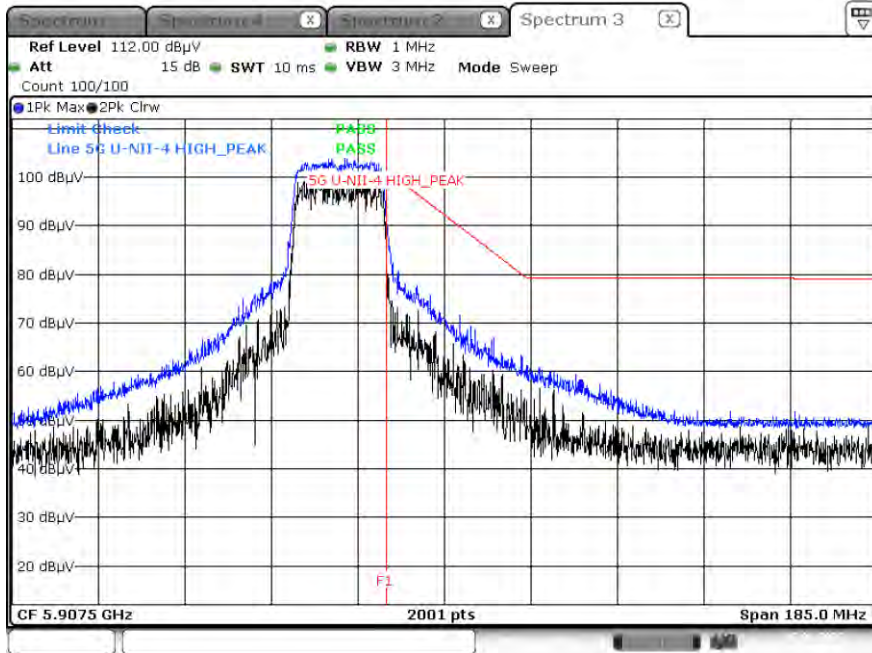
Average result (802.11ax(HE160), Ch.163, SU, Z-H)



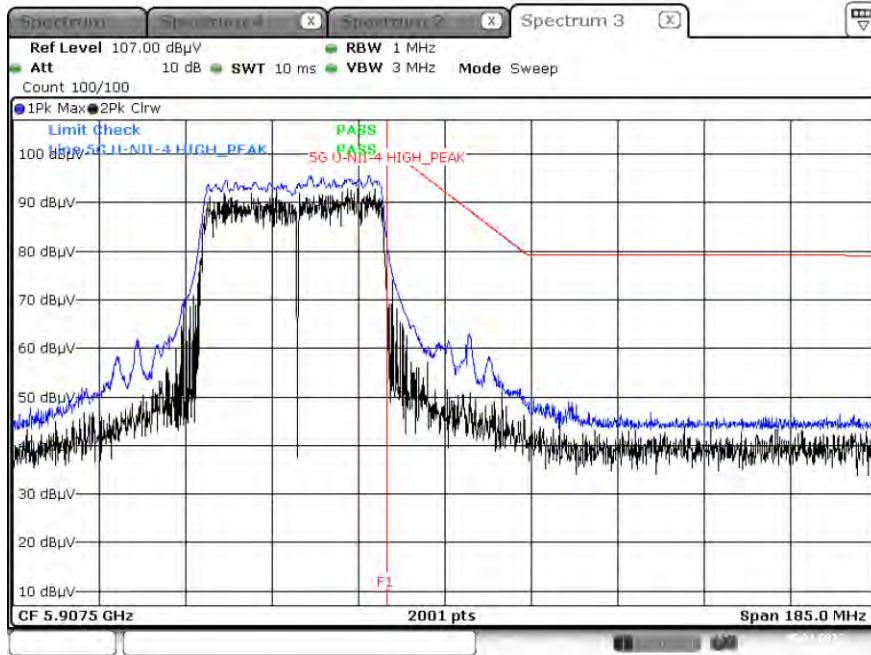
Peak result (802.11ax(HE20), Ch.177, 242 Tone RU 61, Z-H)



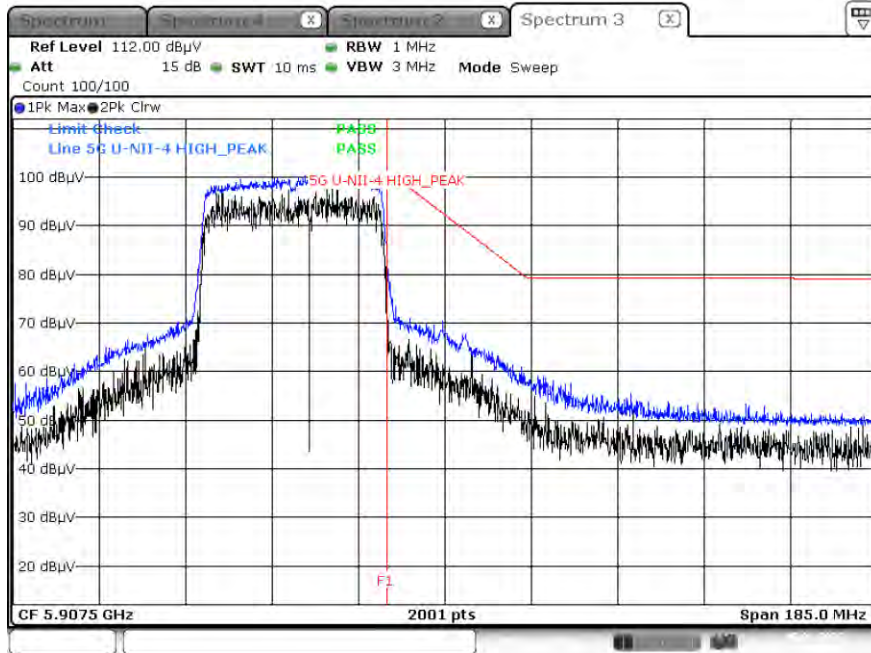
Peak result (802.11ax(HE20), Ch.177, SU, Z-H)



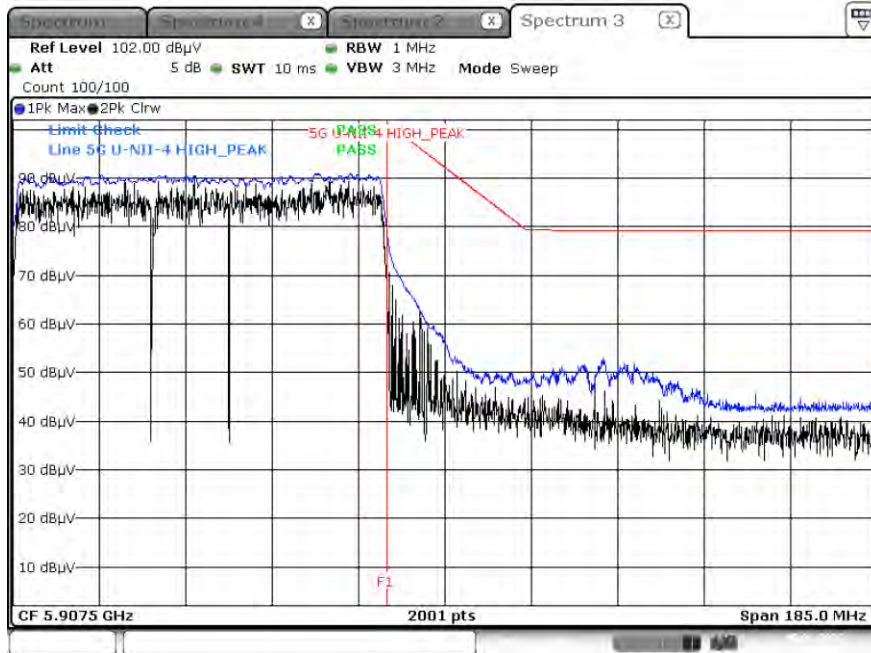
Peak result (802.11ax(HE40), Ch.175, 484 Tone RU 65, Z-H)



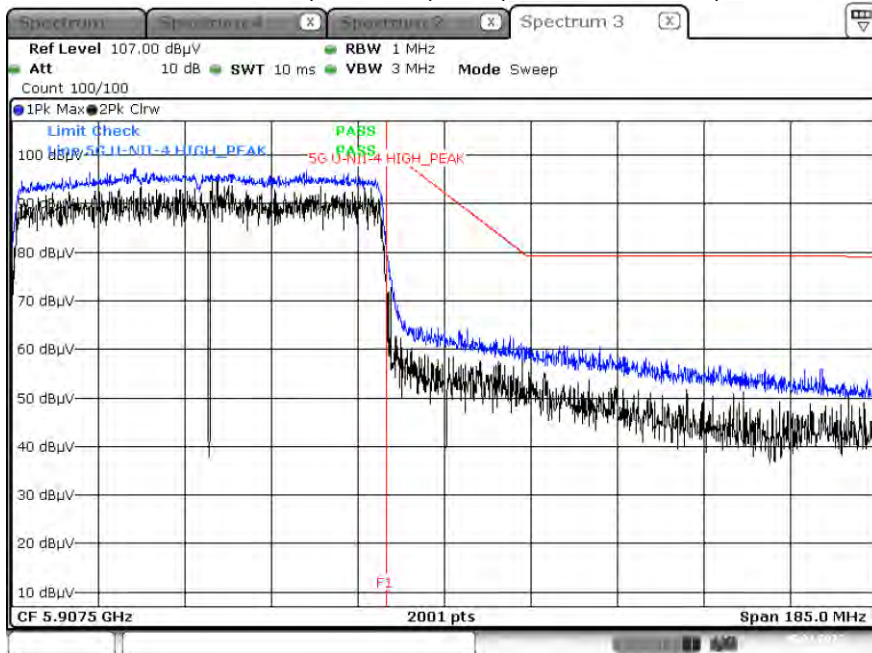
Peak result (802.11ax(HE40), Ch.175, SU, Z-H)



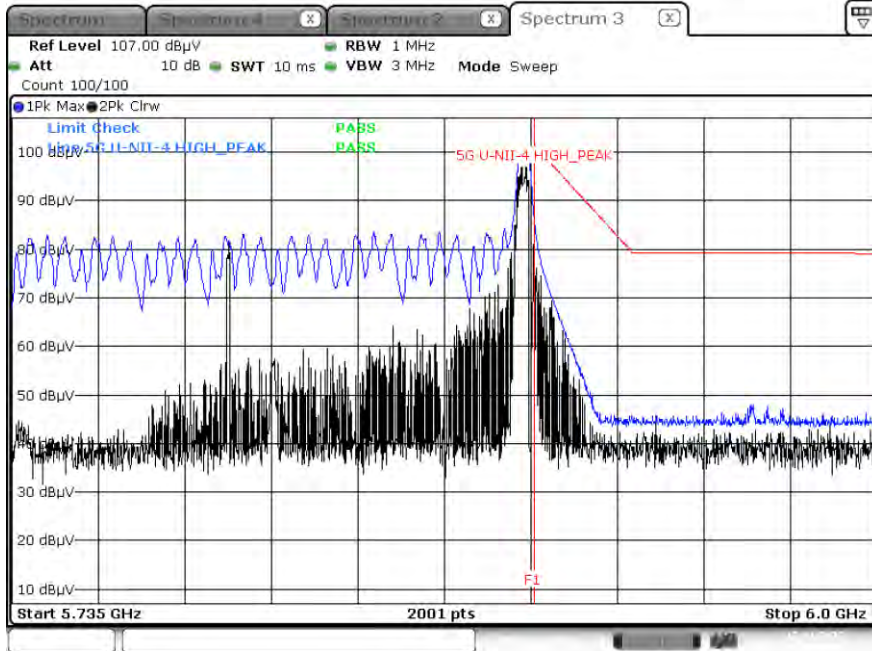
Peak result (802.11ax(HE80), Ch.171, 996 Tone RU 67, Z-H)



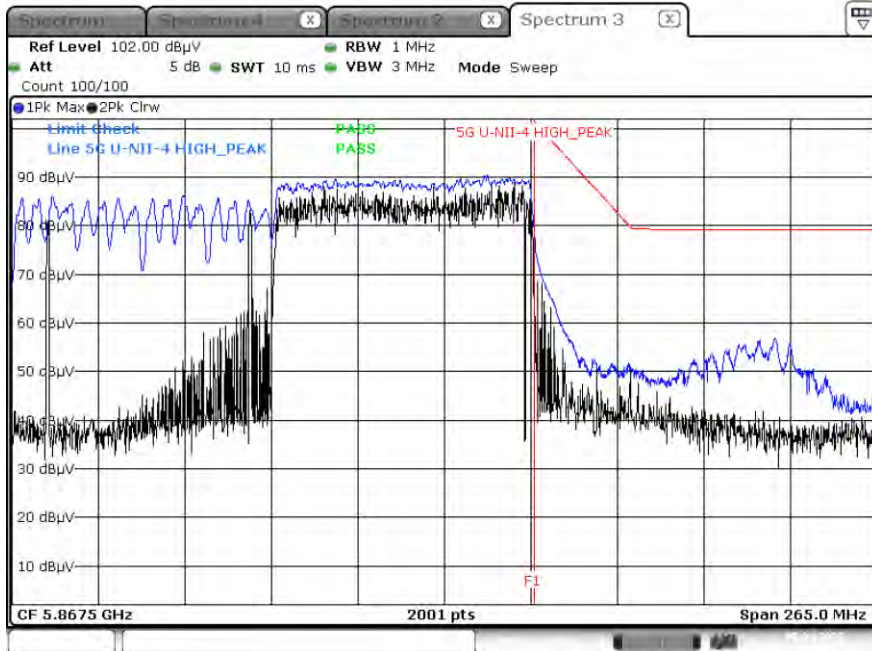
Peak result (802.11ax(HE80), Ch.171 SU, Z-H)



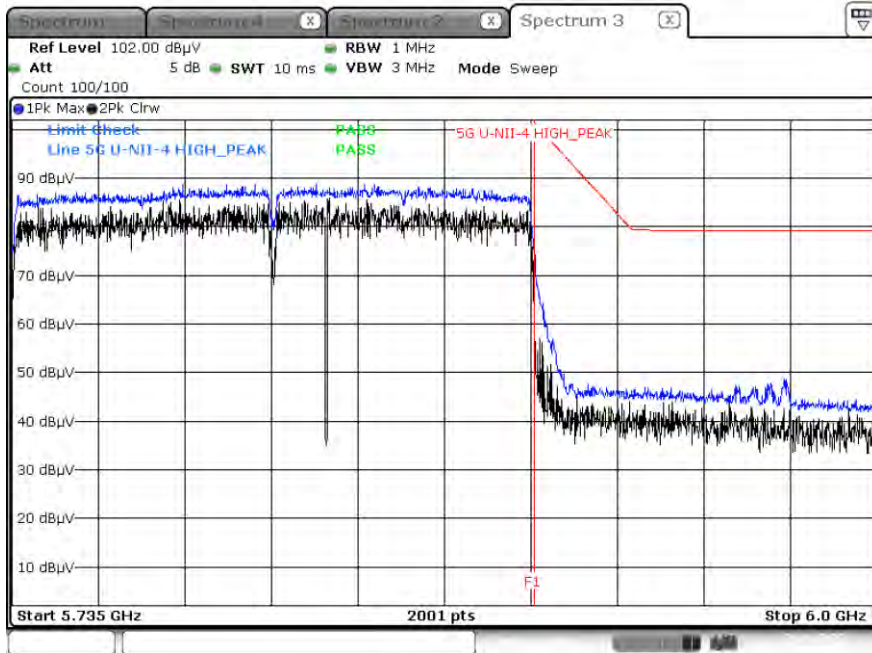
Peak result (802.11ax(HE160) (HE80_U), Ch.163, 52 Tone RU 52, Z-H)



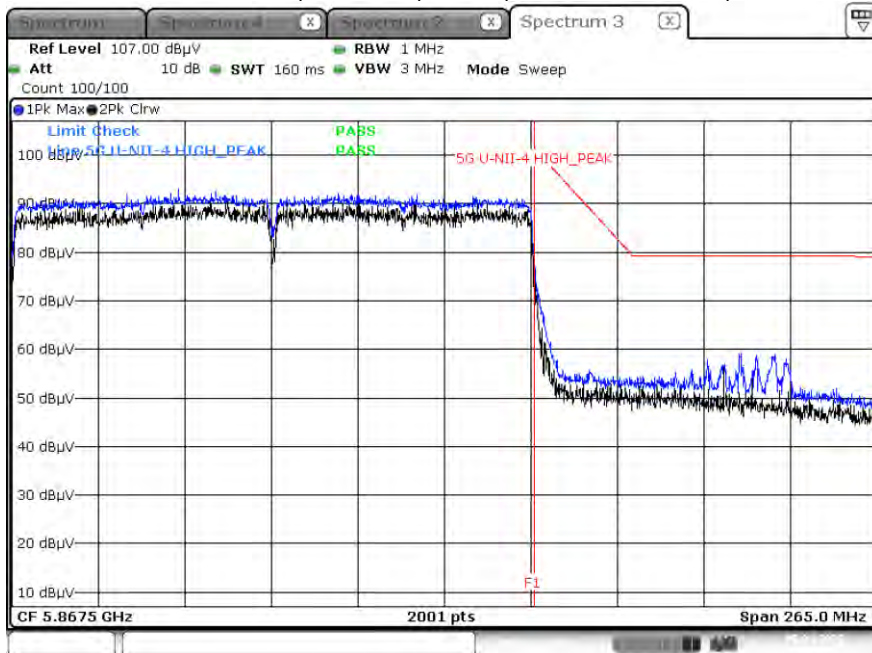
Peak result (802.11ax(HE160) (HE80_U), Ch.163, 996 Tone RU 67, Z-H)



Peak result (802.11ax(HE160), Ch.163, 996*2 Tone RU 68, Z-H)



Peak result (802.11ax(HE160), Ch.163, SU, Z-H)



Note :

1. Only the worst case plots for U-NII-4 O.O.B.E
2. U-NII-4 Low & High O.O.B.E RedLine is Final Test Limit about factor value compensation.

11. LIST OF TESTEQUIPMENT

Conducted Test

Equipment	Model	Manufacturer	Serial No.	Due to Calibration	Calibration Interval
LISN	ENV216	Rohde & Schwarz	102245	08/22/2023	Annual
EMI Test Receiver	ESR	Rohde & Schwarz	101910	06/07/2023	Annual
Temperature Chamber	SU-642	ESPEC	0093008124	02/22/2024	Annual
Signal Analyzer	N9030A	Agilent	MY49432108	03/02/2024	Annual
Power Measurement Set	OSP 120	Rohde & Schwarz	101231	06/14/2023	Annual
Power Meter	N1911A	Agilent	MY45100523	03/06/2024	Annual
Power Sensor	N1921A	Agilent	MY57820067	03/06/2024	Annual
Directional Coupler	87300B	Agilent	3116A03621	11/02/2023	Annual
Power Splitter	11667B	Hewlett Packard	10545	02/06/2024	Annual
DC Power Supply	E3632A	HP	KR75303243	04/24/2024	Annual
Attenuator(10 dB) (DC-26.5 GHz)	8493C	HP	08285	06/21/2023	Annual
Attenuator(20 dB)	18N-20dB	Rohde & Schwarz	8	03/08/2024	Annual
Software	EMC32	Rohde & Schwarz	N/A	N/A	N/A
FCC WLAN&BT&BLE Conducted Test Software v3.0	N/A	HCT CO., LTD.	N/A	N/A	N/A
Bluetooth Tester	CBT	Rohde & Schwarz	100808	02/16/2024	Annual

Note:

1. Equipment listed above that calibrated during the testing period was set for test after the calibration.
2. Equipment listed above that has a calibration due date during the testing period, the testing is completed before equipment expiration date.

Radiated Test

Equipment	Model	Manufacturer	Serial No.	Due to Calibration	Calibration Interval
Controller(Antenna mast)	CO3000	Innco system	CO3000-4p	N/A	N/A
Antenna Position Tower	MA4640/800-XP-EP	Innco system	N/A	N/A	N/A
EM1000 / Controller	EM1000	Audix	060520	N/A	N/A
Turn Table	N/A	Audix	N/A	N/A	N/A
Amp &Filter Bank Switch Controller	FBSM-01B	TNM system	TM19050002	N/A	N/A
Loop Antenna	FMZB 1513	Rohde & Schwarz	1513-333	03/17/2024	Biennial
Hybrid Antenna	VULB 9168	Schwarzbeck	9168-0895	08/16/2024	Biennial
Horn Antenna	BBHA 9120D	Schwarzbeck	9120D-1300	01/18/2024	Biennial
Horn Antenna(15 GHz ~ 40 GHz)	BBHA9170	Schwarzbeck	BBHA9170342	09/29/2024	Biennial
Spectrum Analyzer	FSV(10 Hz ~ 40 GHz)	Rohde & Schwarz	101055	05/16/2023	Annual
Band Reject Filter	WRCJV2400/2483.5-2370/2520-60/12SS	Wainwright Instruments	2	01/05/2024	Annual
Band Reject Filter	WRCJV12-4900-5100-5900-6100-50SS	Wainwright Instruments	5	06/13/2023	Annual
Band Reject Filter	WRCJV12-4900-5100-5900-6100-50SS	Wainwright Instruments	6	06/13/2023	Annual
High Pass Filter(7 GHz ~ 18 GHz)	WHKX10-7150-8000-18000-50SS	Wainwright Instruments	1	03/02/2024	Annual
Power Amplifier	CBL18265035	CERNEX	22966	12/01/2023	Annual
Power Amplifier	CBL26405040	CERNEX	25956	03/02/2024	Annual
Bluetooth Tester	TC-3000C	TESCOM	3000C000175	03/28/2024	Annual
HPF(3~18GHz)+LNA1(1~18GHz)	FMSR-05B	TNM system	F6	01/17/2024	Annual
ATT(10dB) + LNA1(1~18GHz)	FMSR -05B	TNM system	None	01/17/2024	Annual
ATT(3dB) + LNA1(1~18GHz)	FMSR -05B	TNM system	None	01/17/2024	Annual
LNA1(1~18GHz)	FMSR -05B	TNM system	25540	01/17/2024	Annual
HPF(7~18GHz)+LNA2(6~18GHz)	FMSR -05B	TNM system	28550	01/17/2024	Annual
Thru(30MHz ~ 18GHz)	FMSR -05B	TNM system	None	01/17/2024	Annual

Note:

1. Equipment listed above that calibrated during the testing period was set for test after the calibration.
2. Equipment listed above that has a calibration due date during the testing period, the testing is completed before equipment expiration date.
3. Especially, all antenna for measurement is calibrated in accordance with the requirements of C63.5(Version : 2017).

12. ANNEX A_ TEST SETUP PHOTO

Please refer to test setup photo file no. as follows;

No.	Description
1	HCT-RF-2305-FC046-P