



HCT Co., Ltd.
74, Seoicheon-ro 578beon-gil, Majang-myeon, Icheon-si, Gyeonggi-do, 17383
KOREA Tel. +82 31 634 6300 Fax. +82 31 645 6401

FCC ID: A3LSMX808U

Appendix A.

- S-Pen RF-Exposure SETUP PHOTOGRAPHS

REVISION HISTORY

The revision history for this document is shown in table.

Revision No.	Date of Issue	Description
0	Nov 26, 2021	Initial Release

- S-Pen RF-Exposure SETUP PHOTOGRAPHS

Positions of SPEN and DUT during charging.




Thickness of SPEN: 8 mm


1. Test setup Photo of Direct contact from the edge of the Device to Probe Surface
(The distance between the surface and the center of the probe is 5.4 cm.)




Rear side




Right side



Top side



Bottom side



Left side

2. Test setup Photo of the distance of 1cm from DUT to the surface of Probe.
(The distance between the surface and the center of the probe is 6.4 cm.)



3. Test setup Photo of the distance of 2cm from DUT on the surface of Probe.
(The distance between the surface and the center of the probe is 7.4 cm.)



4. Test setup Photo of the distance of 3cm from DUT on the surface of Probe.
(The distance between the surface and the center of the probe is 8.4 cm.)




5. Test setup Photo of the distance of 4cm from DUT on the surface of Probe.
(The distance between the surface and the center of the probe is 9.4 cm.)




6. Test setup Photo of the distance of 5cm from DUT on the surface of Probe.
(The distance between the surface and the center of the probe is 10.4 cm.




7. Test setup Photo of the distance of 6cm from DUT on the surface of Probe.
(The distance between the surface and the center of the probe is 11.4 cm.)




8. Test setup Photo of the distance of 7cm from DUT on the surface of Probe.
(The distance between the surface and the center of the probe is 12.4 cm.)



9. Test setup Photo of the distance of 8cm from DUT on the surface of Probe.
(The distance between the surface and the center of the probe is 13.4 cm.)



10. Test setup Photo of the distance of 9cm from DUT on the surface of Probe.
(The distance between the surface and the center of the probe is 14.4 cm.)



10. Test setup Photo of the distance of 10cm from DUT on the surface of Probe. (The distance between the surface and the center of the probe is 15.4 cm)

