


DUT and SAR Set-up Photos

Photograph 1: Overall Dimensions



Photograph 2: Front View of the DUT



Photograph 3: Rear View of the DUT



Setup Photos

Photograph 4: Vertical and Horizontal Reference Lines


Vertical
Center Line




Horizontal
Line

Body Exposure Conditions


Photograph 5: Body, Back, 0 mm



Photograph 6: Body, Top, 0 mm



Photograph 7: Body, Edge Right, 0 mm



Antenna Dimensions & Separation Distances

