



Report Number: R14720550-EP2  
Issue Date: 2023-05-31  
Model Number: SM-X716B

## Setup Photos Exhibit

For

**Samsung Electronics Company Limited  
129 Samsung-Ro Yeongtong-Gu  
Suwon-Si, Gyeonggi-Do, 16677, Korea**



Copyright © 2023 UL LLC

UL LLC authorizes the above-named company to reproduce this Report provided it is reproduced in its entirety.

## REPORT DIRECTORY

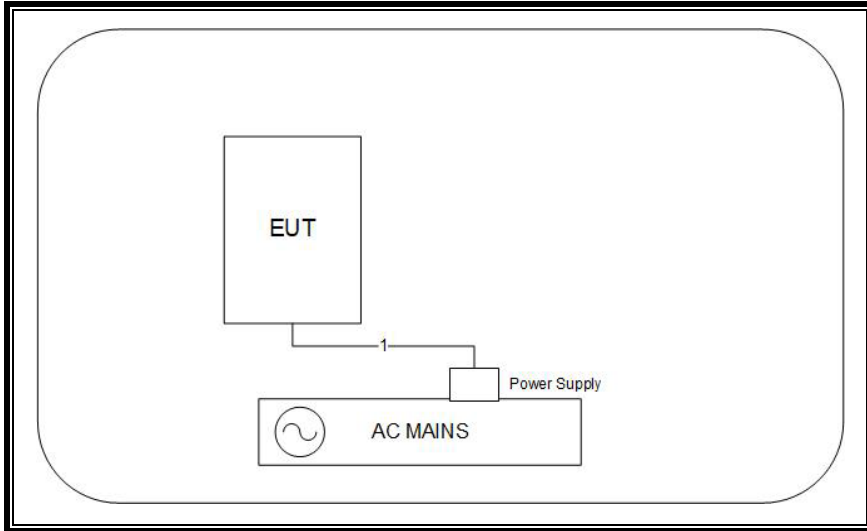
REPORT DIRECTORY .....	2
REPORT REVISION HISTORY .....	3
1.0 BLOCK DIAGRAM.....	4
2.0 TEST SETUP PHOTOS .....	5
END OF TEST REPORT .....	6

**REPORT REVISION HISTORY**

<b>Revision Date</b>	<b>Revision Version</b>	<b>Description</b>	<b>Revised By</b>	<b>Revision Reviewed By</b>
2023-05-31	V1	Initial Issue	B. Kiewra	M. Antola

## 1.0 BLOCK DIAGRAM

The diagram below illustrates the configuration of the equipment above.



## 2.0 TEST SETUP PHOTOS

Photo of test setup for Radiated Emissions: 30-1000 MHz





Photo of test setup for Radiated Emissions: >1GHz



**END OF TEST REPORT**