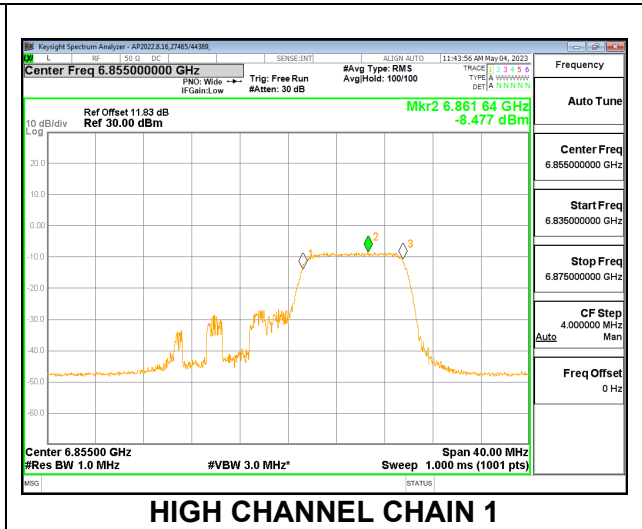
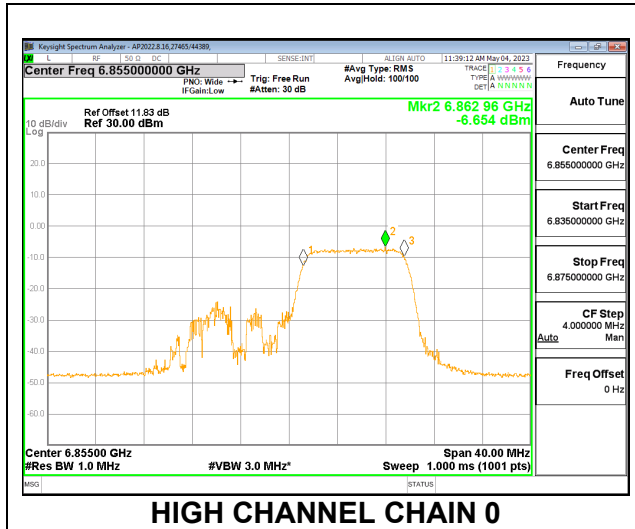


HIGH



2TX CHAIN 0 + CHAIN 1 CDD OFDMA MODE: 242T – STANDARD POWER

Test Engineer:	85502/44389, 27465/44389, 84740/44389
Test Date:	2023-04-25, 2023-04-26, 2023-05-04

Bandwidth, Antenna Gain and Limits

Channel	Frequency (MHz)	Directional Gain for Power (dBi)	Directional Gain for PSD (dBi)	e.i.r.p. Power Limit (dBm)	PSD Limit (dBm)
Low (RU61)	6535	-0.73	2.27	30.00	17.00
Mid (RU61)	6715	-0.73	2.27	30.00	17.00
High (RU61)	6855	-0.73	2.27	30.00	17.00

Duty Cycle CF (dB)	0.00	Included in Calculations of Corr'd PSD
---------------------------	------	---

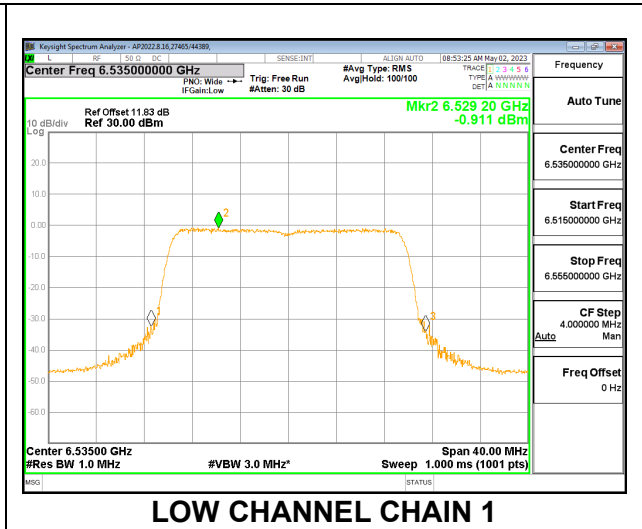
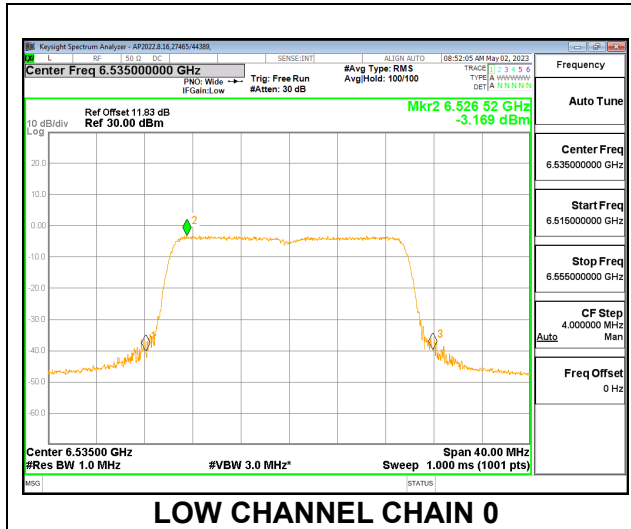
Output Power Results

Channel	Frequency (MHz)	Chain 0 Meas Power (dBm)	Chain 1 Meas Power (dBm)	Total Corr'd EIRP (dBm)	Power Limit EIRP (dBm)	Power Margin (dB)
Low (RU61)	6535	8.54	11.01	12.23	30.00	-17.77
Mid (RU61)	6715	9.06	10.67	12.22	30.00	-17.78
High (RU61)	6855	9.78	9.41	11.88	30.00	-18.12

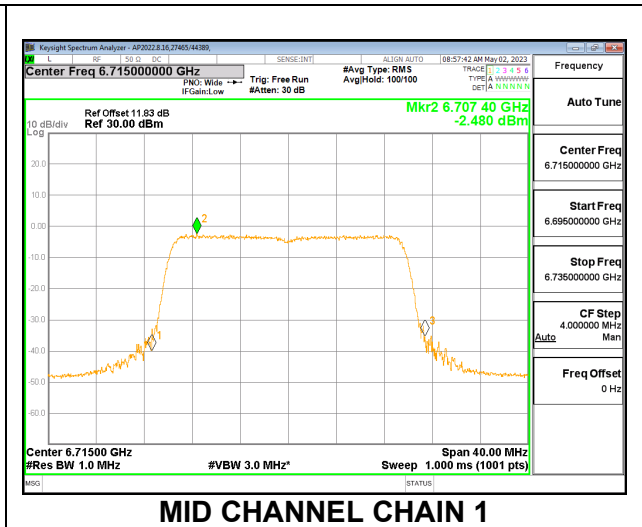
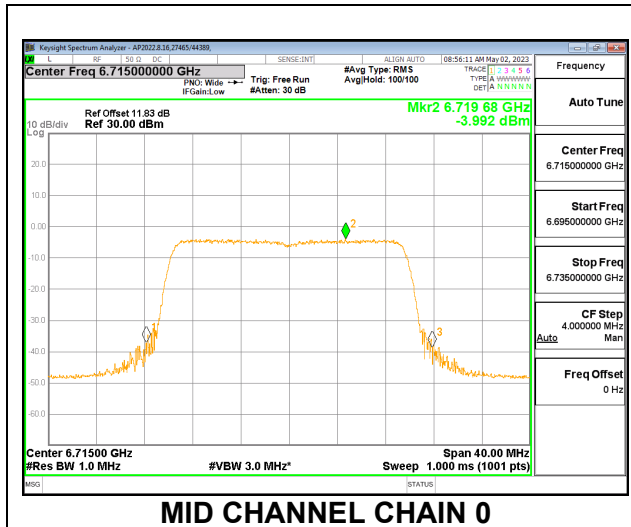
PSD Results

Channel	Frequency (MHz)	Chain 0 Meas PSD (dBm)	Chain 1 Meas PSD (dBm)	Total Corr'd EIRP PSD (dBm)	PSD Limit (dBm)	PSD Margin (dB)
Low (RU61)	6535	-3.17	-0.91	3.39	17.00	-13.61
Mid (RU61)	6715	-3.99	-2.48	2.11	17.00	-14.89
High (RU61)	6855	-2.78	-2.74	2.52	17.00	-14.48

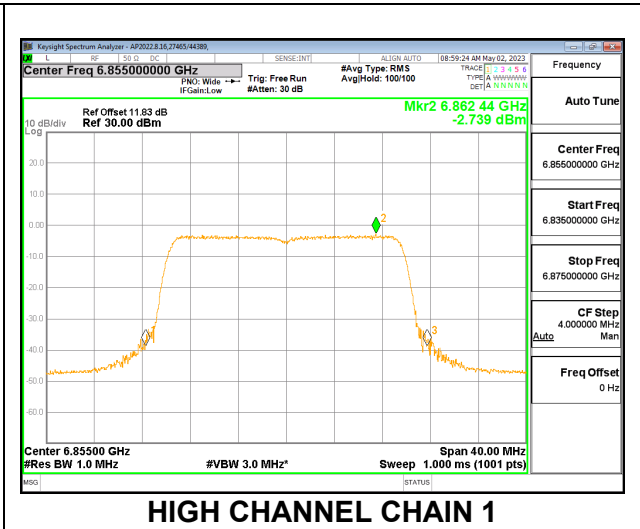
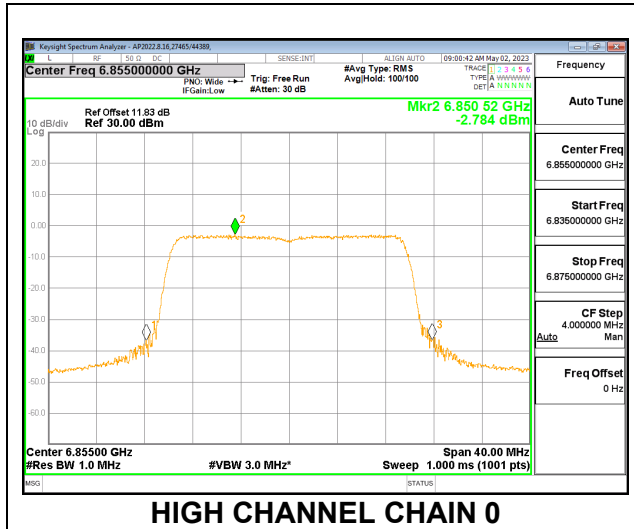
LOW



MID



HIGH



2TX CHAIN 0 + CHAIN 1 CDD OFDMA MODE: 242T – LOW POWER INDOOR

Test Engineer:	85502/44389, 27465/44389, 84740/44389
Test Date:	2023-04-25, 2023-04-26, 2023-05-04

Bandwidth, Antenna Gain and Limits

Channel	Frequency (MHz)	Directional Gain for Power (dBi)	Directional Gain for PSD (dBi)	e.i.r.p. Power Limit (dBm)	PSD Limit (dBm)
Low (RU61)	6535	-0.73	2.27	24.00	-1.00
Mid (RU61)	6715	-0.73	2.27	24.00	-1.00
High (RU61)	6875	-0.73	2.27	24.00	-1.00

Duty Cycle CF (dB)	0.00	Included in Calculations of Corr'd PSD
---------------------------	------	---

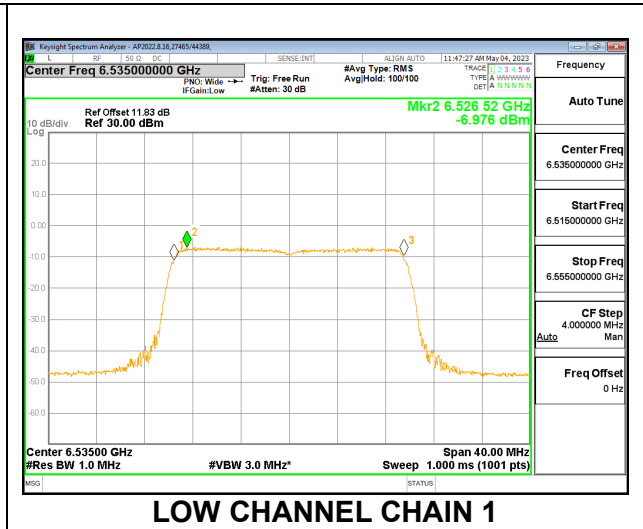
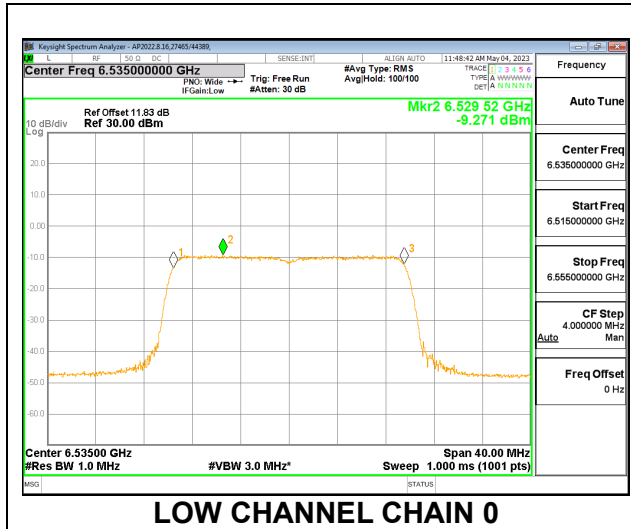
Output Power Results

Channel	Frequency (MHz)	Chain 0 Meas Power (dBm)	Chain 1 Meas Power (dBm)	Total Corr'd EIRP (dBm)	Power Limit EIRP (dBm)	Power Margin (dB)
Low (RU61)	6535	2.83	4.76	6.18	24.00	-17.82
Mid (RU61)	6715	3.04	3.93	5.79	24.00	-18.21
High (RU61)	6855	4.19	3.66	6.21	24.00	-17.79

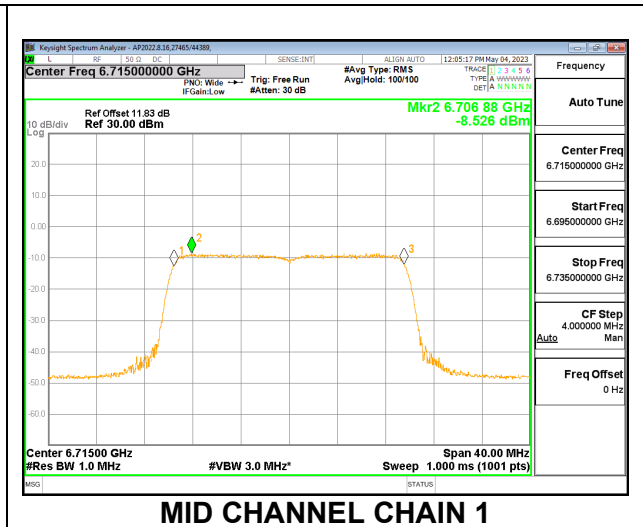
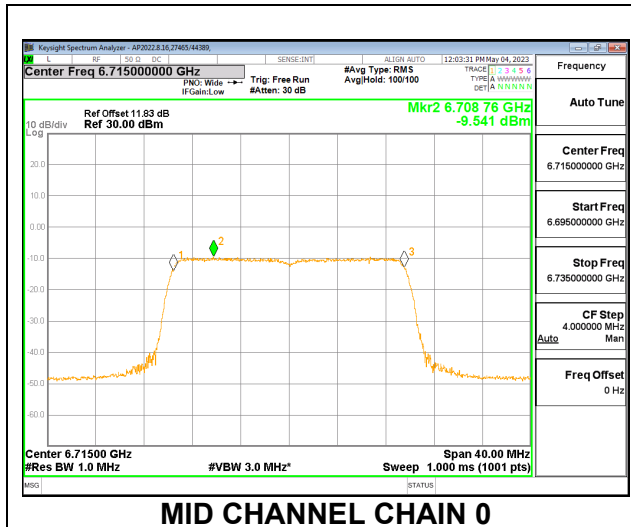
PSD Results

Channel	Frequency (MHz)	Chain 0 Meas PSD (dBm)	Chain 1 Meas PSD (dBm)	Total Corr'd EIRP PSD (dBm)	PSD Limit (dBm)	PSD Margin (dB)
Low (RU61)	6535	-9.27	-6.98	-2.69	-1.00	-1.69
Mid (RU61)	6715	-9.54	-8.53	-3.72	-1.00	-2.72
High (RU61)	6855	-8.36	-8.58	-3.19	-1.00	-2.19

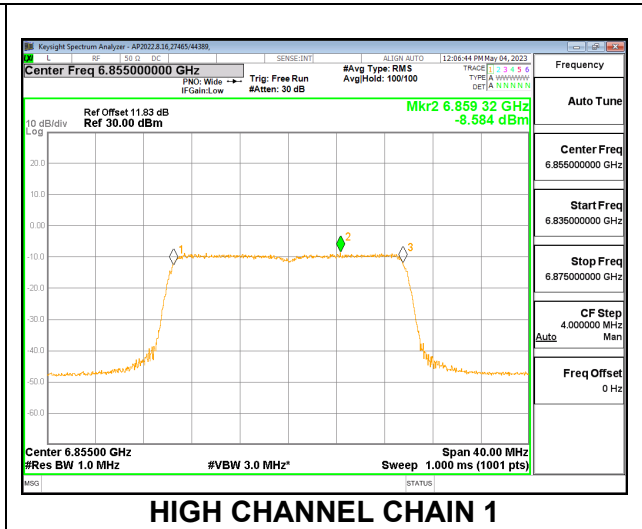
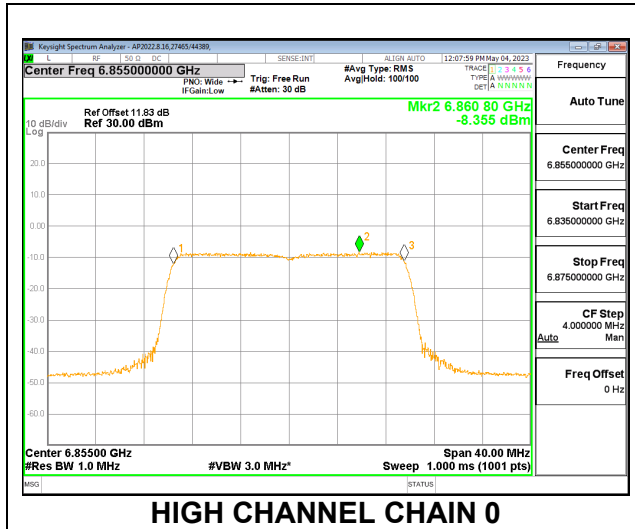
LOW



MID



HIGH



9.2.13. 802.11ax HE40 MODE 2TX IN THE UNII-7 BAND

2TX CHAIN 0 + CHAIN 1 CDD OFDMA MODE: 484T – STANDARD POWER

Test Engineer:	85502/44389, 27465/44389, 84740/44389
Test Date:	2023-04-25, 2023-04-26, 2023-05-04

Bandwidth, Antenna Gain and Limits

Channel	Frequency (MHz)	Directional Gain for Power (dBi)	e.i.r.p. Power Limit (dBm)
Low (RU65)	6565	-0.73	30.00
Mid (RU65)	6685	-0.73	30.00
High (RU65)	6845	-0.73	30.00

Output Power Results

Channel	Frequency (MHz)	Chain 0 Meas. Power (dBm)	Chain 1 Meas. Power (dBm)	Total Corr'd EIRP (dBm)	Power Limit EIRP (dBm)	Power Margin (dB)
Low (RU65)	6565	8.27	10.56	11.84	30.00	-18.16
Mid (RU65)	6685	8.90	10.05	11.79	30.00	-18.21
High (RU65)	6845	10.31	9.63	12.26	30.00	-20.37

2TX CHAIN 0 + CHAIN 1 CDD OFDMA MODE: 484T – LOW POWER INDOOR

Test Engineer:	85502/44389, 27465/44389, 84740/44389
Test Date:	2023-04-25, 2023-04-26, 2023-05-04

Bandwidth, Antenna Gain and Limits

Channel	Frequency (MHz)	Directional Gain for Power (dBi)	Directional Gain for PSD (dBi)	e.i.r.p. Power Limit (dBm)	PSD Limit (dBm)
Low (RU 65)	6565	-0.73	2.27	24.00	-1.00
Mid (RU 65)	6685	-0.73	2.27	24.00	-1.00
High (RU 65)	6845	-0.73	2.27	24.00	-1.00

Duty Cycle CF (dB)	0.00	Included in Calculations of Corr'd PSD
---------------------------	------	---

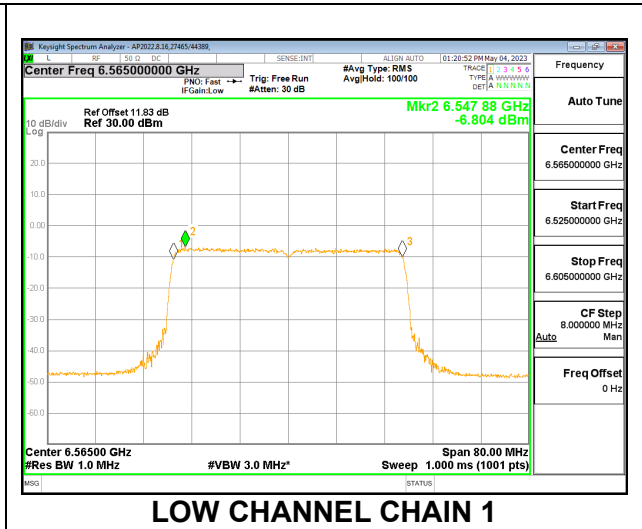
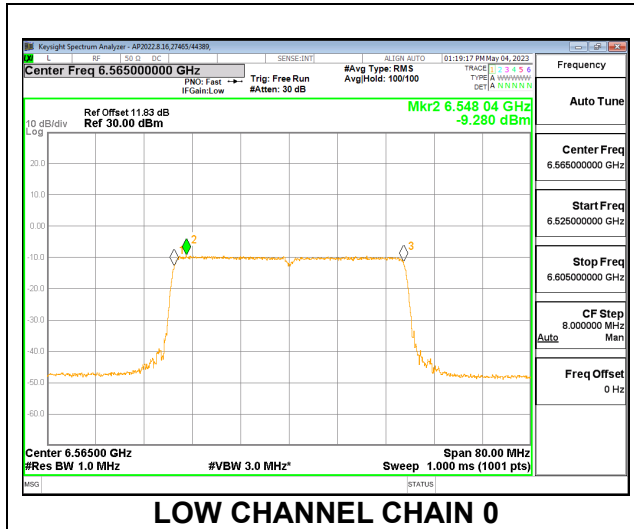
Output Power Results

Channel	Frequency (MHz)	Chain 0 Meas Power (dBm)	Chain 1 Meas Power (dBm)	Total Corr'd EIRP (dBm)	Power Limit EIRP (dBm)	Power Margin (dB)
Low (RU 65)	6565	5.18	7.49	8.77	24.00	-15.23
Mid (RU 65)	6685	5.91	7.13	8.84	24.00	-15.16
High (RU 65)	6845	7.26	6.56	9.20	24.00	-14.80

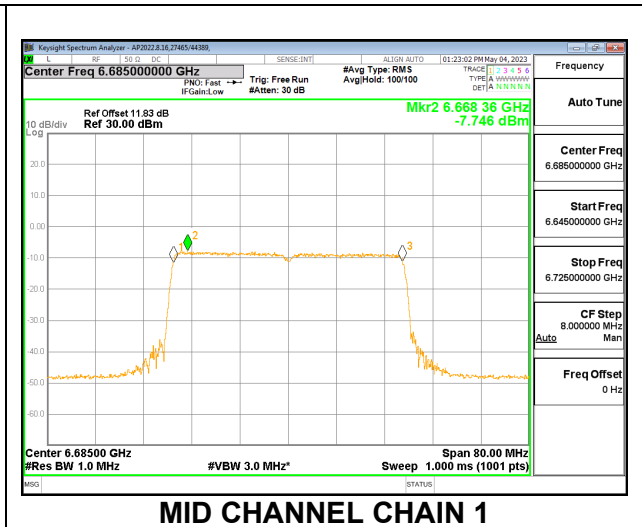
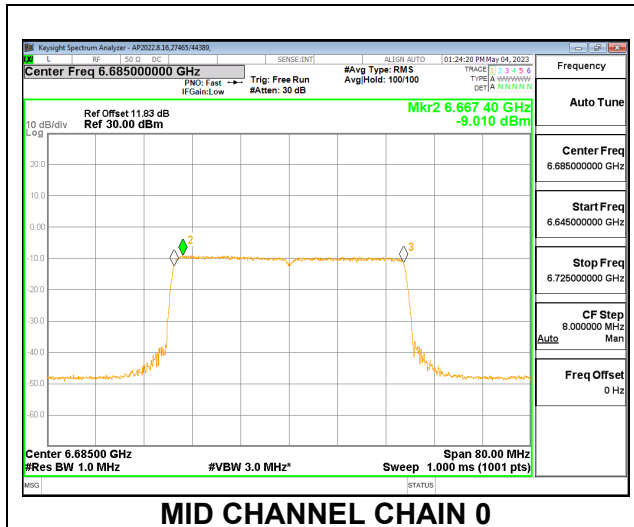
PSD Results

Channel	Frequency (MHz)	Chain 0 Meas PSD (dBm)	Chain 1 Meas PSD (dBm)	Total Corr'd EIRP PSD (dBm)	PSD Limit (dBm)	PSD Margin (dB)
Low (RU 65)	6565	-9.28	-6.80	-2.59	-1.00	-1.59
Mid (RU 65)	6685	-9.01	-7.75	-3.05	-1.00	-2.05
High (RU 65)	6845	-7.97	-8.43	-2.91	-1.00	-1.91

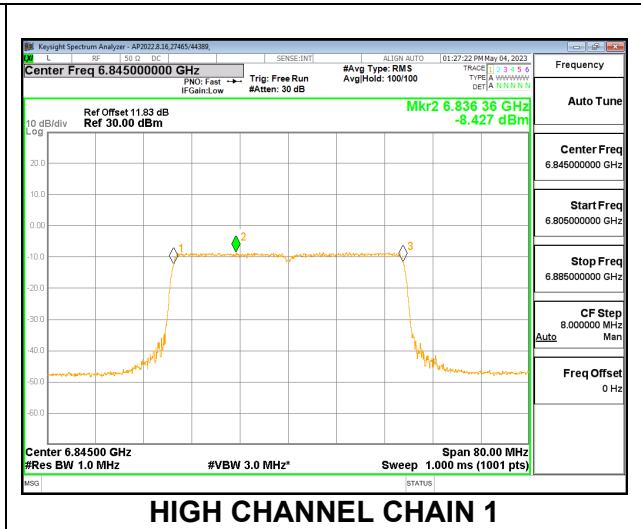
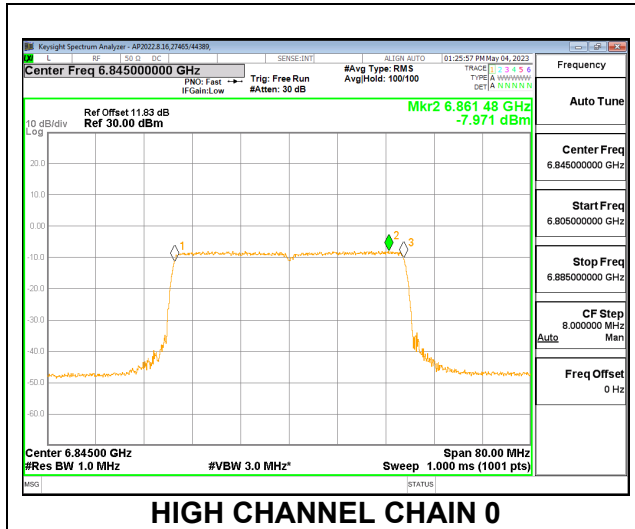
LOW



MID



HIGH



9.2.14. 802.11ax HE80 MODE 2TX IN THE UNII-7 BAND

2TX CHAIN 0 + CHAIN 1 CDD OFDMA MODE: 996T – STANDARD POWER

Test Engineer:	85502/44389, 27465/44389, 84740/44389
Test Date:	2023-04-25, 2023-04-26, 2023-05-04

Bandwidth, Antenna Gain and Limits

Channel	Frequency (MHz)	Directional Gain for Power (dBi)	e.i.r.p. Power Limit (dBm)
Low (RU67)	6625	-0.73	30.00
Mid (RU67)	6705	-0.73	30.00
High(RU67)	6785	-0.73	30.00

Output Power Results

Channel	Frequency (MHz)	Chain 0 Meas Power (dBm)	Chain 1 Meas Power (dBm)	Total Corr'd EIRP (dBm)	Power Limit EIRP (dBm)	Power Margin (dB)
Low (RU67)	6625	9.21	9.98	11.89	30.00	-18.11
Mid (RU67)	6705	9.06	10.37	12.04	30.00	-17.96
High(RU67)	6785	9.64	10.14	12.18	30.00	-17.82

2TX CHAIN 0 + CHAIN 1 CDD OFDMA MODE: 996T – LOW POWER INDOOR

Test Engineer:	85502/44389, 27465/44389, 84740/44389
Test Date:	2023-04-25, 2023-04-26, 2023-05-04

Bandwidth, Antenna Gain and Limits

Channel	Frequency (MHz)	Directional Gain for Power (dBi)	Directional Gain for PSD (dBi)	e.i.r.p. Power Limit (dBm)	PSD Limit (dBm)
Low (RU 67)	6625	-0.73	2.27	24.00	-1.00
Mid (RU 67)	6705	-0.73	2.27	24.00	-1.00
High (RU 67)	6785	-0.73	2.27	24.00	-1.00

Duty Cycle CF (dB)	0.00	Included in Calculations of Corr'd PSD
---------------------------	------	---

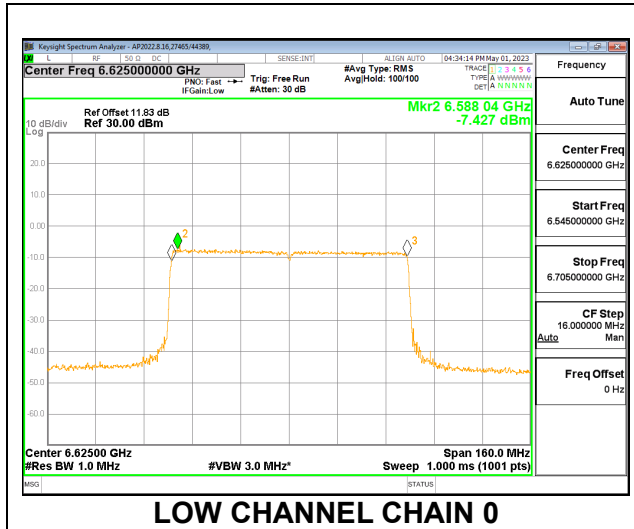
Output Power Results

Channel	Frequency (MHz)	Chain 0 Meas Power (dBm)	Chain 1 Meas Power (dBm)	Total Corr'd EIRP (dBm)	Power Limit EIRP (dBm)	Power Margin (dB)
Low (RU 67)	6625	9.26	10.10	11.98	24.00	-12.02
Mid (RU 67)	6705	9.34	9.95	11.94	24.00	-12.06
High (RU 67)	6785	9.75	10.13	12.22	24.00	-11.78

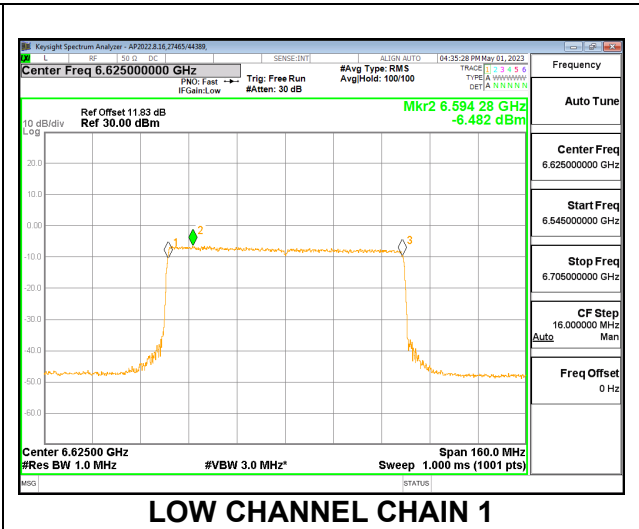
PSD Results

Channel	Frequency (MHz)	Chain 0 Meas PSD (dBm)	Chain 1 Meas PSD (dBm)	Total Corr'd EIRP PSD (dBm)	PSD Limit (dBm)	PSD Margin (dB)
Low (RU 67)	6625	-7.43	-6.48	-1.65	-1.00	-0.65
Mid (RU 67)	6705	-7.49	-6.45	-1.66	-1.00	-0.66
High (RU 67)	6785	-7.68	-7.21	-2.16	-1.00	-1.16

LOW

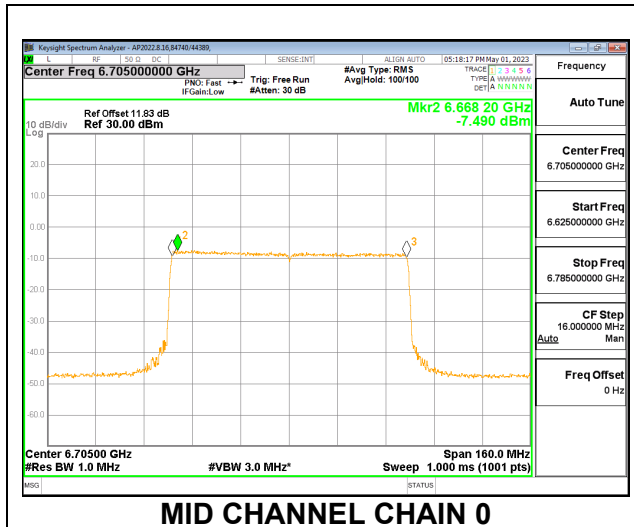


LOW CHANNEL CHAIN 0

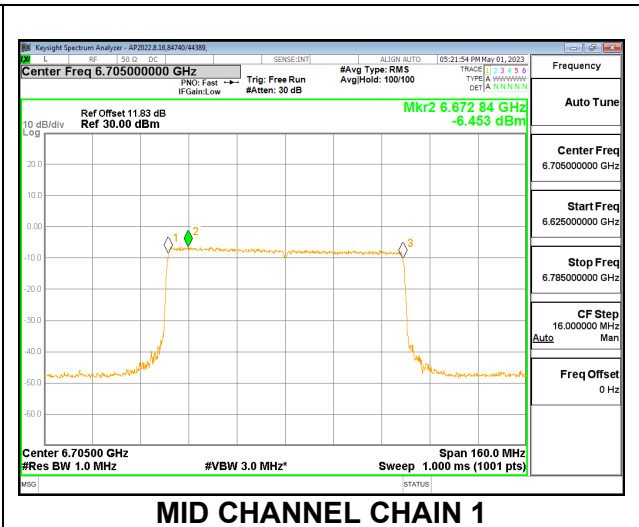


LOW CHANNEL CHAIN 1

MID

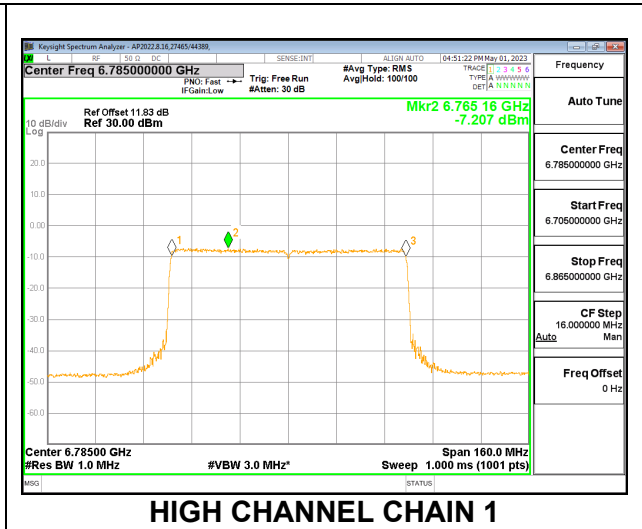
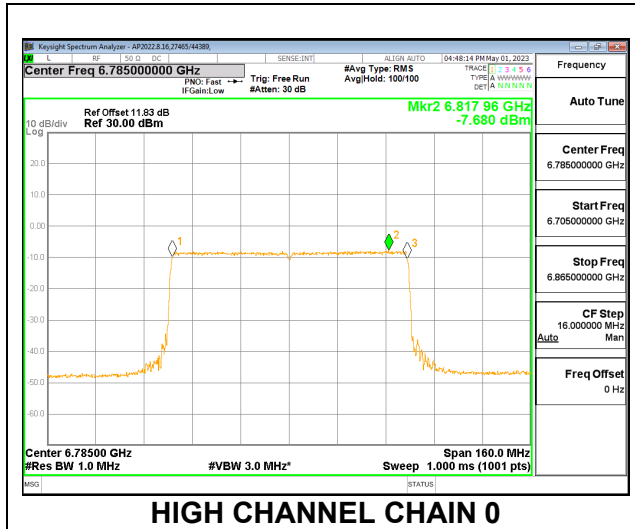


MID CHANNEL CHAIN 0



MID CHANNEL CHAIN 1

HIGH



9.2.15. 802.11ax HE160 MODE 2TX IN THE UNII-7 BAND

2TX CHAIN 0 + CHAIN 1 CDD OFDMA MODE: 2x996T – STANDARD POWER

Test Engineer:	85502/44389, 27465/44389, 84740/44389
Test Date:	2023-04-25, 2023-04-26, 2023-05-04

Bandwidth, Antenna Gain and Limits

Channel	Frequency (MHz)	Directional Gain for Power (dBi)	e.i.r.p. Power Limit (dBm)
Mid (RU68)	6665	-0.73	30.00

Output Power Results

Channel	Frequency (MHz)	Chain 0 Meas Power (dBm)	Chain 1 Meas Power (dBm)	Total Corr'd EIRP (dBm)	Power Limit EIRP (dBm)	Power Margin (dB)
Mid (RU68)	6665	9.12	9.87	11.79	30.00	-18.21

2TX CHAIN 0 + CHAIN 1 CDD OFDMA MODE: 2x996T – LOW POWER INDOOR

Test Engineer:	85502/44389, 27465/44389, 84740/44389
Test Date:	2023-04-25, 2023-04-26, 2023-05-04

Bandwidth, Antenna Gain and Limits

Channel	Frequency (MHz)	Directional Gain for Power (dBi)	Directional Gain for PSD (dBi)	e.i.r.p. Power Limit (dBm)	PSD Limit (dBm)
Mid (RU 68)	6665	-0.73	2.27	24.00	-1.00

Duty Cycle CF (dB)	0.00	Included in Calculations of Corr'd PSD
---------------------------	------	---

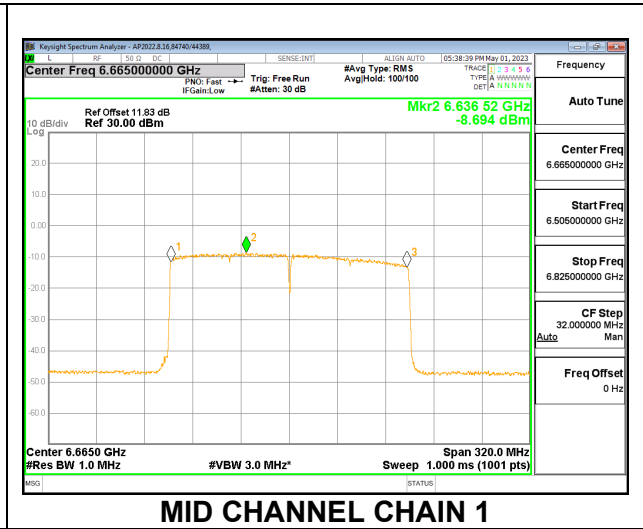
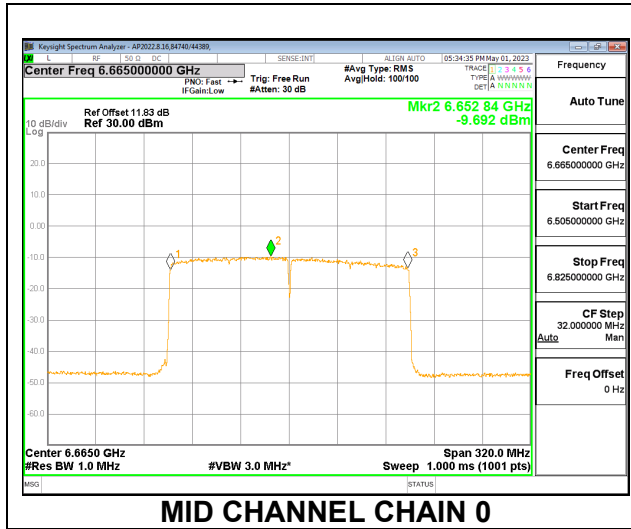
Output Power Results

Channel	Frequency (MHz)	Chain 0 Meas Power (dBm)	Chain 1 Meas Power (dBm)	Total Corr'd EIRP (dBm)	Power Limit EIRP (dBm)	Power Margin (dB)
Mid (RU 68)	6665	9.30	10.05	11.97	24.00	-12.03

PSD Results

Channel	Frequency (MHz)	Chain 0 Meas PSD (dBm)	Chain 1 Meas PSD (dBm)	Total Corr'd EIRP PSD (dBm)	PSD Limit (dBm)	PSD Margin (dB)
Mid (RU 68)	6665	-9.69	-8.69	-3.88	-1.00	-2.88

MID



9.2.16. 802.11a MODE 2TX IN THE UNII-8 BAND

2TX CHAIN 0 + CHAIN 1 CDD OFDMA MODE – LOW POWER INDOOR

Test Engineer:	85502/44389, 27465/44389, 84740/44389
Test Date:	2023-04-25, 2023-04-26, 2023-05-04

Bandwidth, Antenna Gain and Limits

Channel	Frequency (MHz)	Directional Gain for Power (dBi)	Directional Gain for PSD (dBi)	e.i.r.p. Power Limit (dBm)	PSD Limit (dBm)
Low	6875	-0.73	2.27	24.00	-1.00
Mid	6995	-0.73	2.27	24.00	-1.00
High	7115	-0.73	2.27	24.00	-1.00

Duty Cycle CF (dB)	0.19	Included in Calculations of Corr'd PSD
---------------------------	------	--

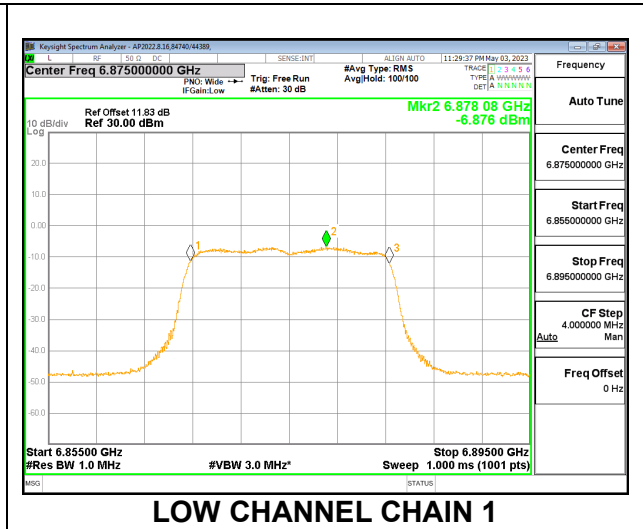
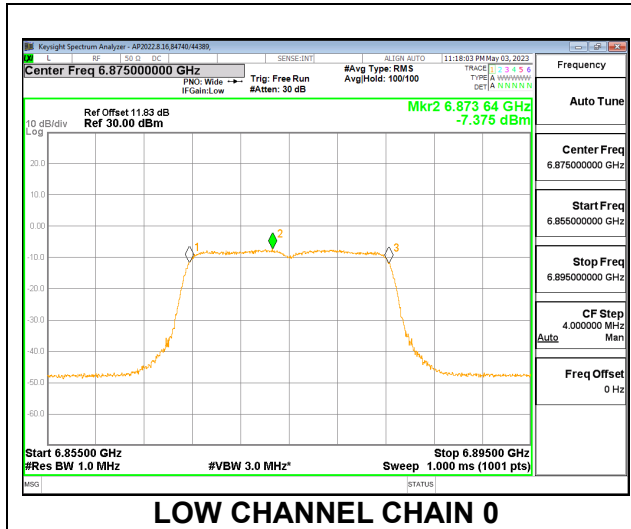
Output Power Results

Channel	Frequency (MHz)	Chain 0 Meas Power (dBm)	Chain 1 Meas Power (dBm)	Total Corr'd EIRP (dBm)	Power Limit EIRP (dBm)	Power Margin (dB)
Low	6875	3.31	3.29	5.58	24.00	-18.42
Mid	6995	3.27	2.52	5.19	24.00	-18.81
High	7115	3.11	3.42	5.55	24.00	-18.45

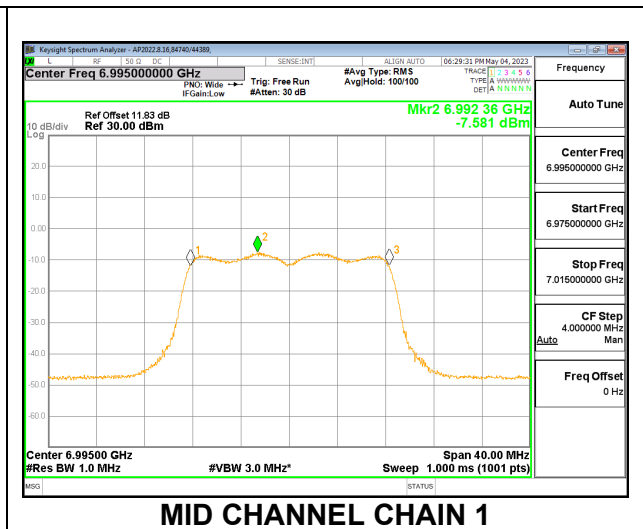
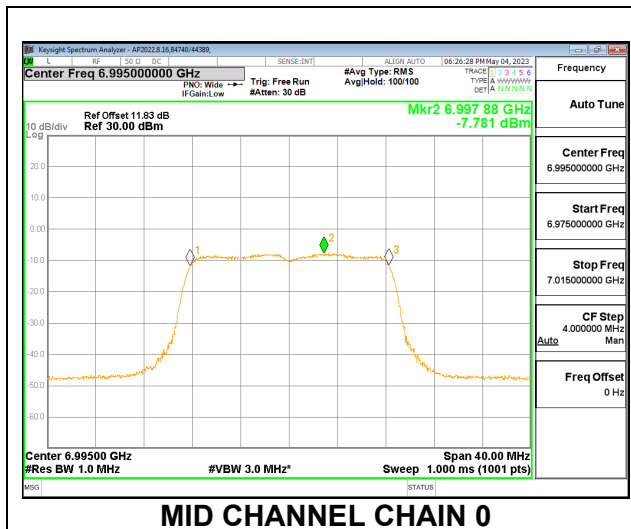
PSD Results

Channel	Frequency (MHz)	Chain 0 Meas PSD (dBm)	Chain 1 Meas PSD (dBm)	Total Corr'd EIRP PSD (dBm)	PSD Limit (dBm)	PSD Margin (dB)
Low	6875	-7.38	-6.88	-1.65	-1.00	-0.65
Mid	6995	-7.78	-7.58	-2.21	-1.00	-1.21
High	7115	-7.30	-6.93	-1.64	-1.00	-0.64

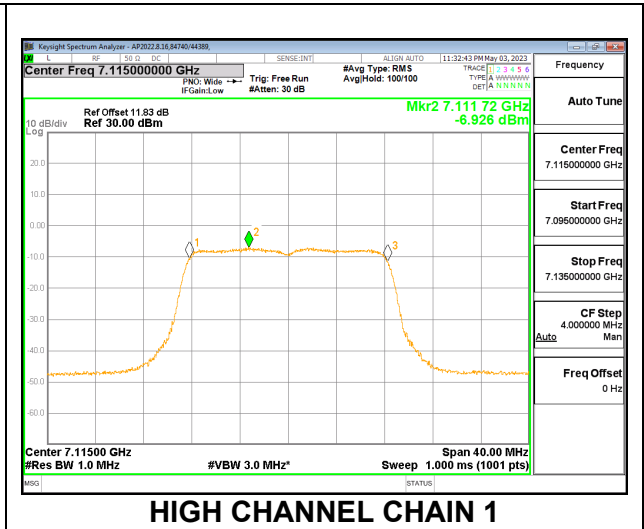
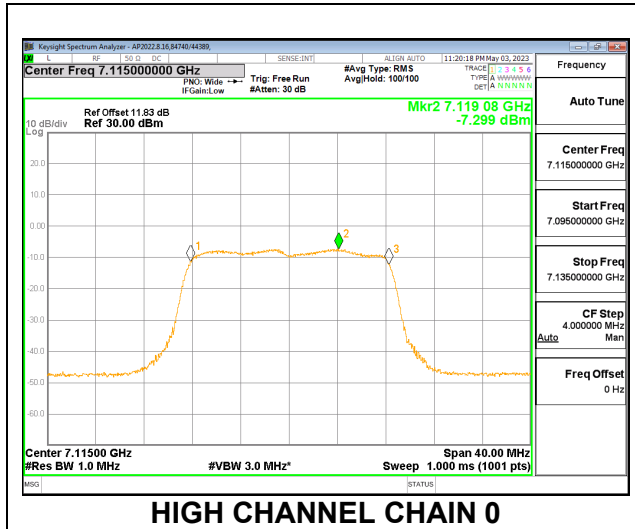
LOW



MID



HIGH



9.2.17. 802.11ax HE20 MODE 2TX IN THE UNII-8 BAND

2TX CHAIN 0 + CHAIN 1 CDD OFDMA MODE: 26T – LOW POWER INDOOR

Test Engineer:	85502/44389, 27465/44389, 84740/44389
Test Date:	2023-04-25, 2023-04-26, 2023-05-04

Bandwidth, Antenna Gain and Limits

Channel	Frequency (MHz)	Directional Gain for Power (dBi)	Directional Gain for PSD (dBi)	e.i.r.p. Power Limit (dBm)	PSD Limit (dBm)
Low (RU0)	6875	-0.73	2.27	24.00	-1.00
Mid (RU4)	6995	-0.73	2.27	24.00	-1.00
High (RU8)	7115	-0.73	2.27	24.00	-1.00

Duty Cycle CF (dB)	0.00	Included in Calculations of Corr'd PSD
---------------------------	------	---

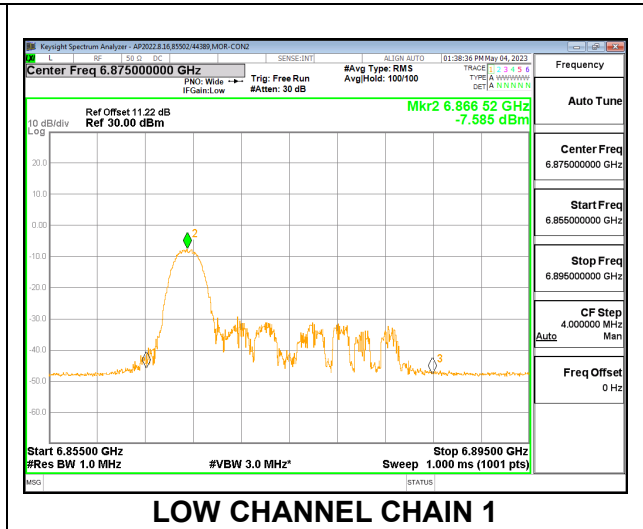
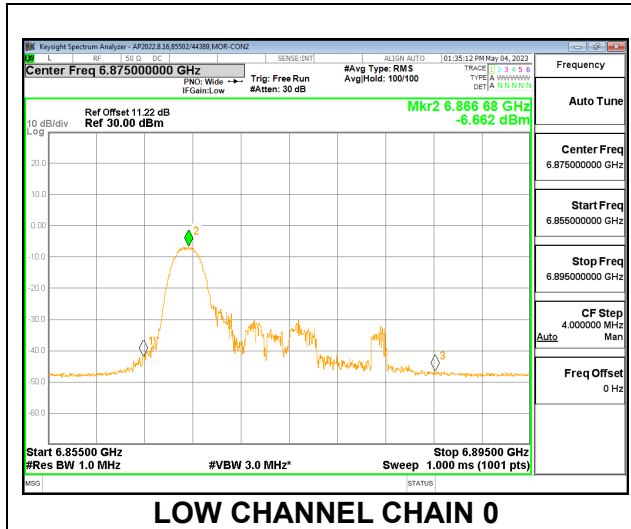
Output Power Results

Channel	Frequency (MHz)	Chain 0 Meas Power (dBm)	Chain 1 Meas Power (dBm)	Total Corr'd EIRP (dBm)	Power Limit EIRP (dBm)	Power Margin (dB)
Low (RU0)	6875	-3.53	-4.83	-1.85	24.00	-25.85
Mid (RU4)	6995	-2.54	-6.76	-1.88	24.00	-25.88
High (RU8)	7115	-3.26	-6.21	-2.21	24.00	-26.21

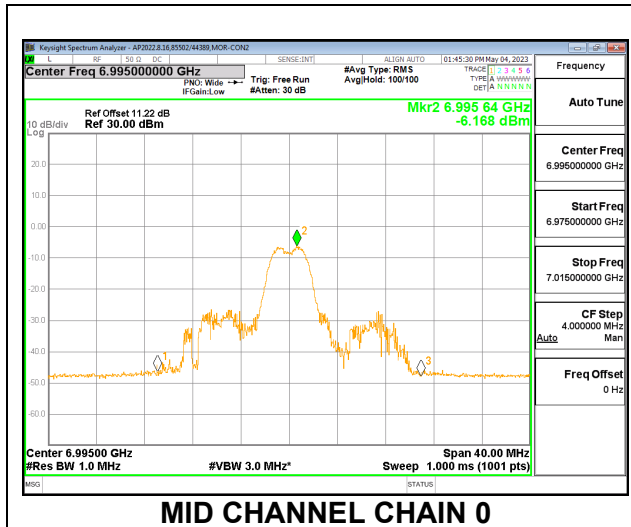
PSD Results

Channel	Frequency (MHz)	Chain 0 Meas PSD (dBm)	Chain 1 Meas PSD (dBm)	Total Corr'd EIRP PSD (dBm)	PSD Limit (dBm)	PSD Margin (dB)
Low (RU0)	6875	-6.66	-7.59	-1.82	-1.00	-0.82
Mid (RU4)	6995	-6.17	-10.01	-2.40	-1.00	-1.40
High (RU8)	7115	-6.12	-8.38	-1.83	-1.00	-0.83

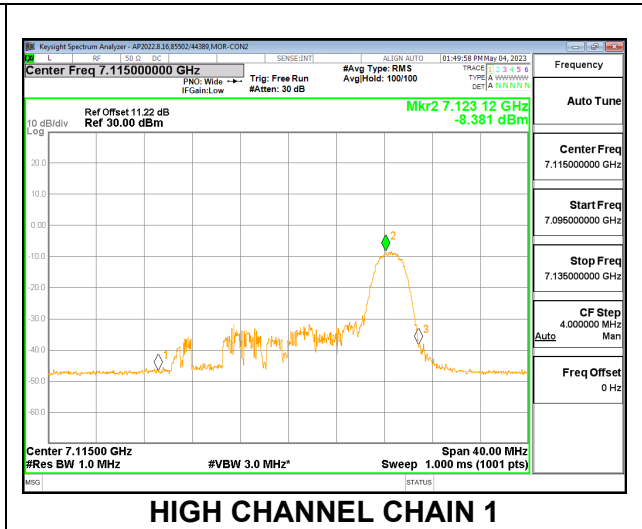
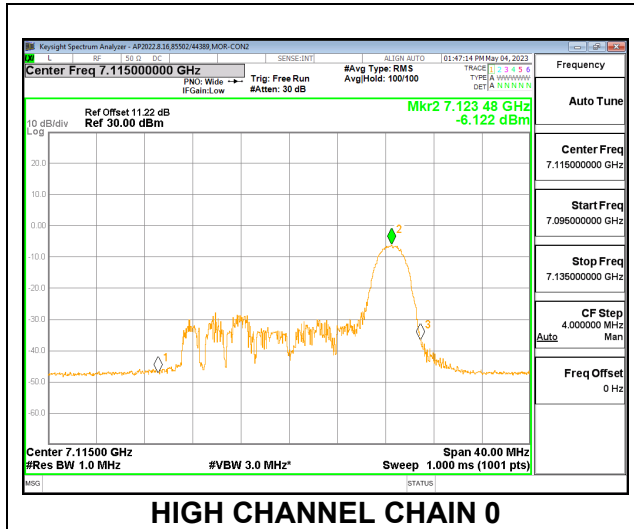
LOW



MID



HIGH



2TX CHAIN 0 + CHAIN 1 CDD OFDMA MODE: 52T – LOW POWER INDOOR

Test Engineer:	85502/44389, 27465/44389, 84740/44389
Test Date:	2023-04-25, 2023-04-26, 2023-05-04

Bandwidth, Antenna Gain and Limits

Channel	Frequency (MHz)	Directional Gain for Power (dBi)	Directional Gain for PSD (dBi)	e.i.r.p. Power Limit (dBm)	PSD Limit (dBm)
Low (RU37)	6875	-0.73	2.27	24.00	-1.00
Mid (RU38)	6995	-0.73	2.27	24.00	-1.00
High (RU40)	7115	-0.73	2.27	24.00	-1.00

Duty Cycle CF (dB)	0.00	Included in Calculations of Corr'd PSD
---------------------------	------	---

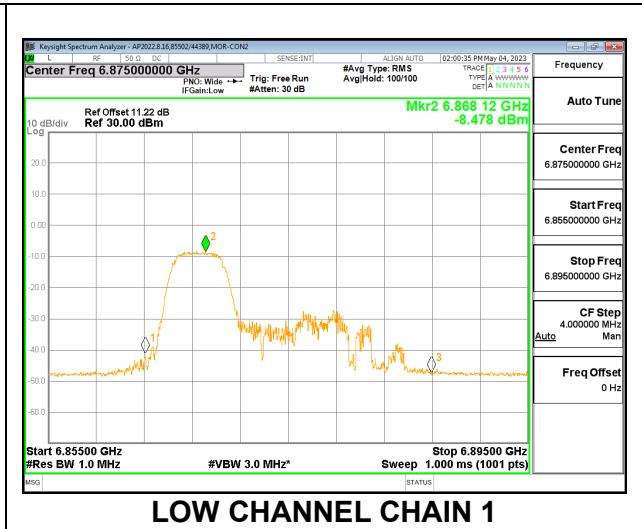
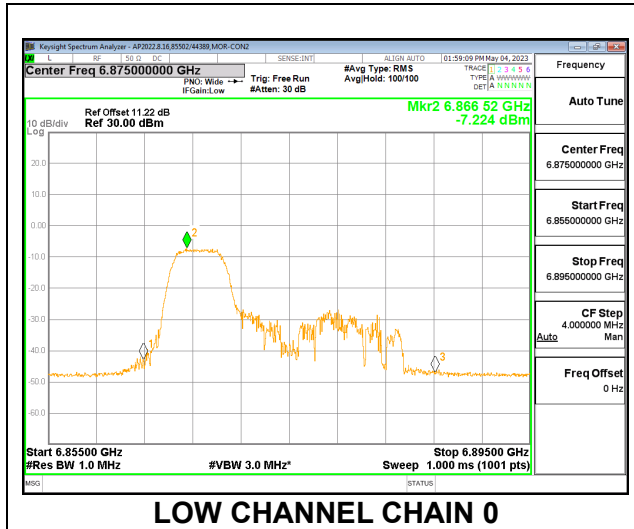
Output Power Results

Channel	Frequency (MHz)	Chain 0 Meas Power (dBm)	Chain 1 Meas Power (dBm)	Total Corr'd EIRP (dBm)	Power Limit EIRP (dBm)	Power Margin (dB)
Low (RU37)	6875	-1.65	-2.99	0.01	24.00	-23.99
Mid (RU38)	6995	-0.59	-4.38	0.20	24.00	-23.80
High (RU40)	7115	-1.00	-3.69	0.14	24.00	-23.86

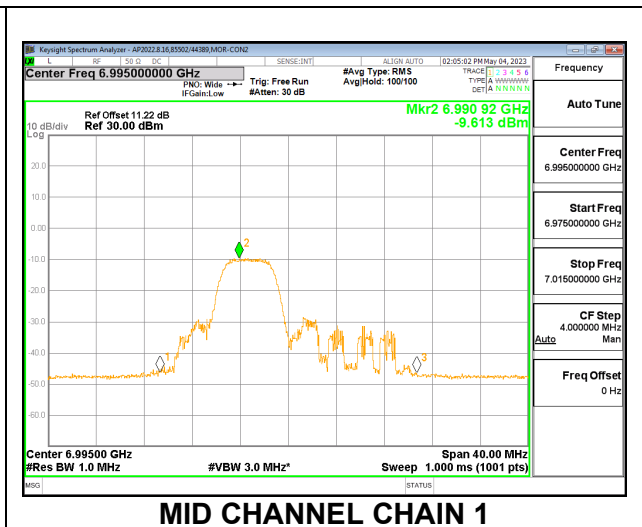
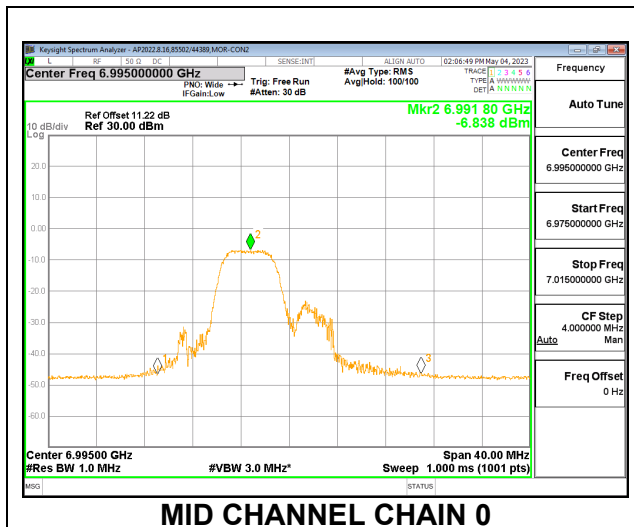
PSD Results

Channel	Frequency (MHz)	Chain 0 Meas PSD (dBm)	Chain 1 Meas PSD (dBm)	Total Corr'd EIRP PSD (dBm)	PSD Limit (dBm)	PSD Margin (dB)
Low (RU37)	6875	-7.22	-8.48	-2.53	-1.00	-1.53
Mid (RU38)	6995	-6.84	-9.61	-2.73	-1.00	-1.73
High (RU40)	7115	-6.68	-8.82	-2.34	-1.00	-1.34

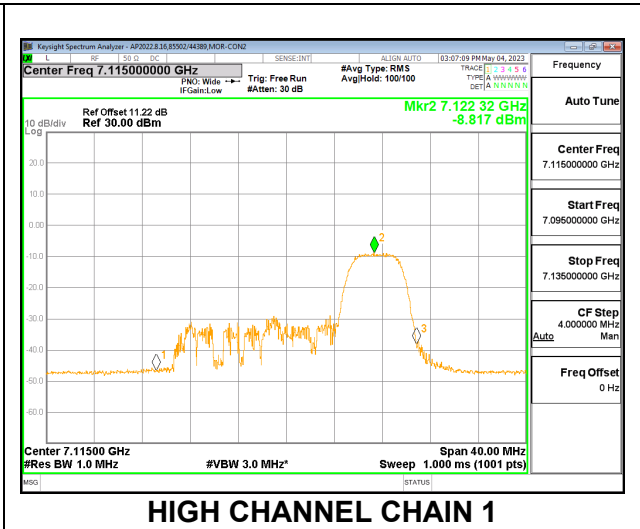
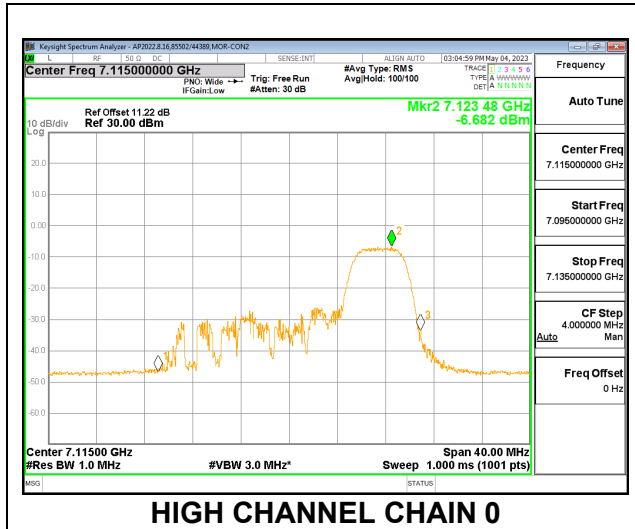
LOW



MID



HIGH



2TX CHAIN 0 + CHAIN 1 CDD OFDMA MODE: 106T – LOW POWER INDOOR

Test Engineer:	85502/44389, 27465/44389, 84740/44389
Test Date:	2023-04-25, 2023-04-26, 2023-05-04

Bandwidth, Antenna Gain and Limits

Channel	Frequency (MHz)	Directional Gain for Power (dBi)	Directional Gain for PSD (dBi)	e.i.r.p. Power Limit (dBm)	PSD Limit (dBm)
Low (RU53)	6875	-0.73	2.27	24.00	-1.00
Mid (RU53)	6995	-0.73	2.27	24.00	-1.00
High (RU54)	7115	-0.73	2.27	24.00	-1.00

Duty Cycle CF (dB)	0.00	Included in Calculations of Corr'd PSD
---------------------------	------	---

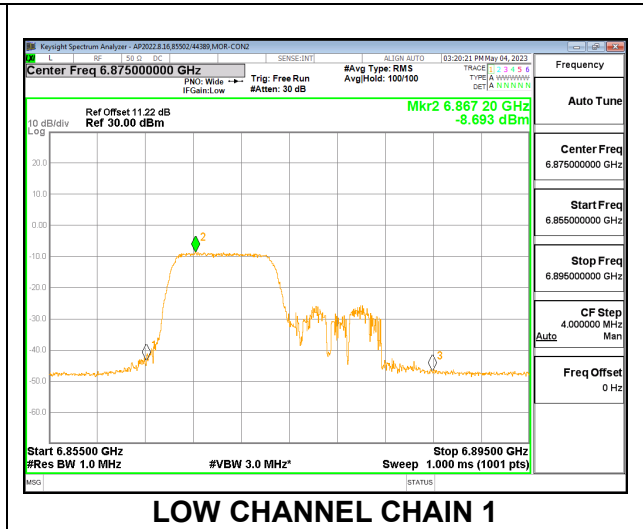
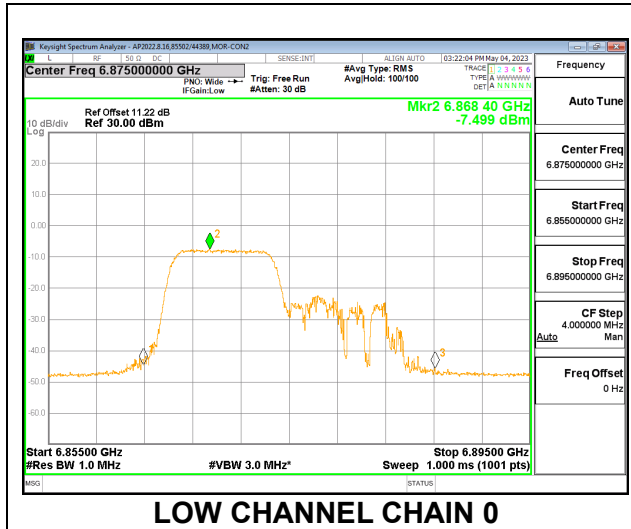
Output Power Results

Channel	Frequency (MHz)	Chain 0 Meas Power (dBm)	Chain 1 Meas Power (dBm)	Total Corr'd EIRP (dBm)	Power Limit EIRP (dBm)	Power Margin (dB)
Low (RU53)	6875	1.36	-0.04	3.00	24.00	-21.00
Mid (RU53)	6995	2.14	-1.75	2.90	24.00	-21.10
High (RU54)	7115	2.01	-0.72	3.14	24.00	-20.86

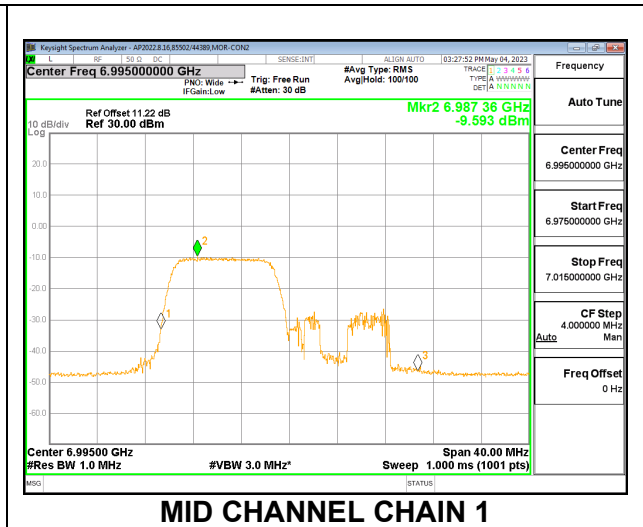
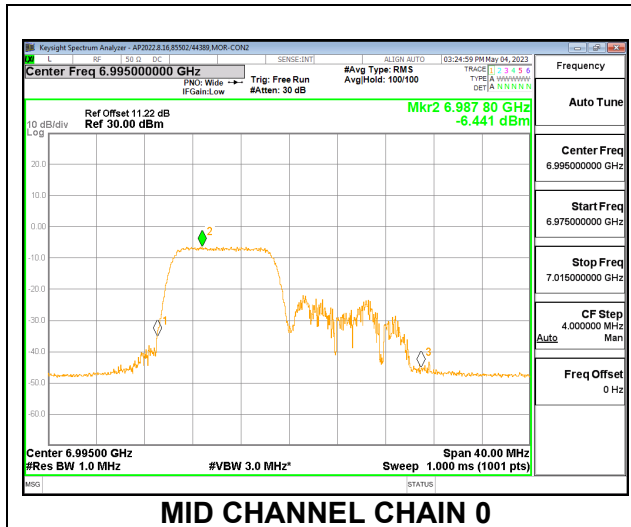
PSD Results

Channel	Frequency (MHz)	Chain 0 Meas PSD (dBm)	Chain 1 Meas PSD (dBm)	Total Corr'd EIRP PSD (dBm)	PSD Limit (dBm)	PSD Margin (dB)
Low (RU53)	6875	-7.50	-8.69	-2.77	-1.00	-1.77
Mid (RU53)	6995	-6.44	-9.59	-2.46	-1.00	-1.46
High (RU54)	7115	-6.35	-8.89	-2.16	-1.00	-1.16

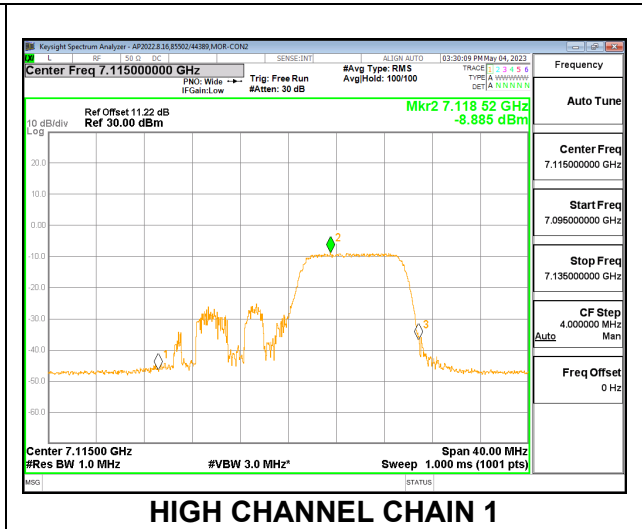
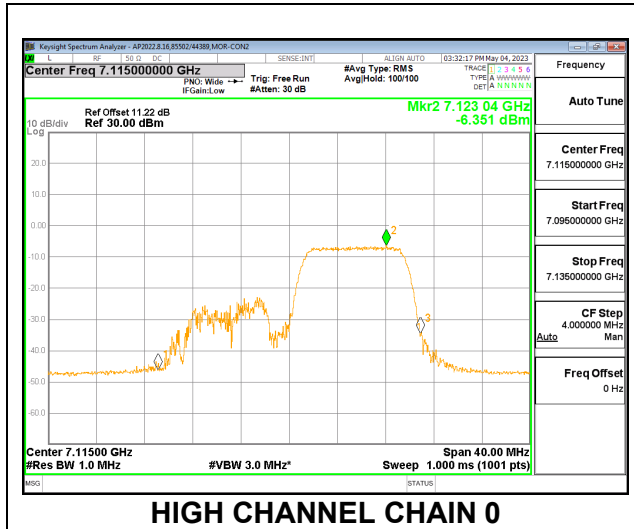
LOW



MID



HIGH



2TX CHAIN 0 + CHAIN 1 CDD OFDMA MODE: 242T – LOW POWER INDOOR

Test Engineer:	85502/44389, 27465/44389, 84740/44389
Test Date:	2023-04-25, 2023-04-26, 2023-05-04

Bandwidth, Antenna Gain and Limits

Channel	Frequency (MHz)	Directional Gain for Power (dBi)	Directional Gain for PSD (dBi)	e.i.r.p. Power Limit (dBm)	PSD Limit (dBm)
Low (RU61)	6875	-0.73	2.27	24.00	-1.00
Mid (RU61)	6995	-0.73	2.27	24.00	-1.00
High (RU61)	7115	-0.73	2.27	24.00	-1.00

Duty Cycle CF (dB)	0.00	Included in Calculations of Corr'd PSD
---------------------------	------	---

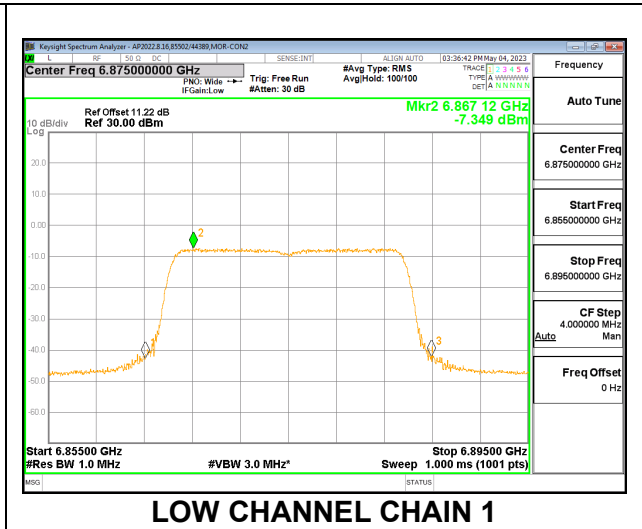
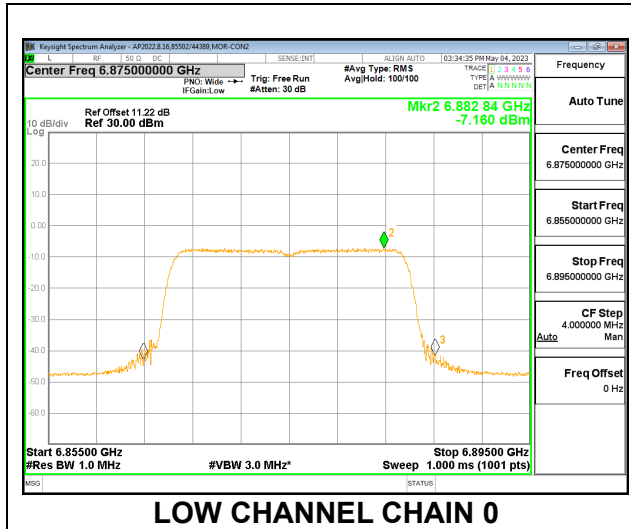
Output Power Results

Channel	Frequency (MHz)	Chain 0 Meas Power (dBm)	Chain 1 Meas Power (dBm)	Total Corr'd EIRP (dBm)	Power Limit EIRP (dBm)	Power Margin (dB)
Low (RU61)	6875	4.16	3.65	6.19	24.00	-17.81
Mid (RU61)	6995	4.18	2.99	5.91	24.00	-18.09
High (RU61)	7115	3.56	3.59	5.86	24.00	-18.14

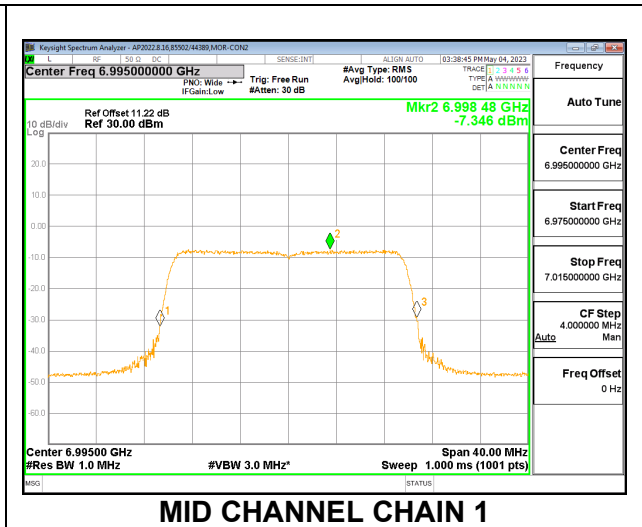
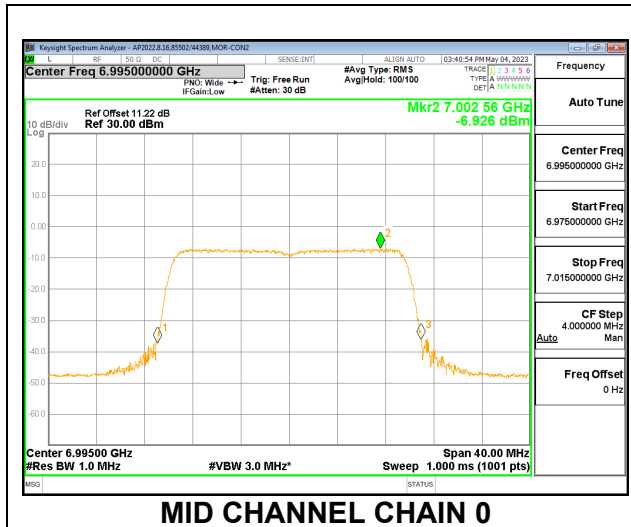
PSD Results

Channel	Frequency (MHz)	Chain 0 Meas PSD (dBm)	Chain 1 Meas PSD (dBm)	Total Corr'd EIRP PSD (dBm)	PSD Limit (dBm)	PSD Margin (dB)
Low (RU61)	6875	-7.16	-7.35	-1.97	-1.00	-0.97
Mid (RU61)	6995	-6.93	-7.35	-1.85	-1.00	-0.85
High (RU61)	7115	-7.69	-7.51	-2.31	-1.00	-1.31

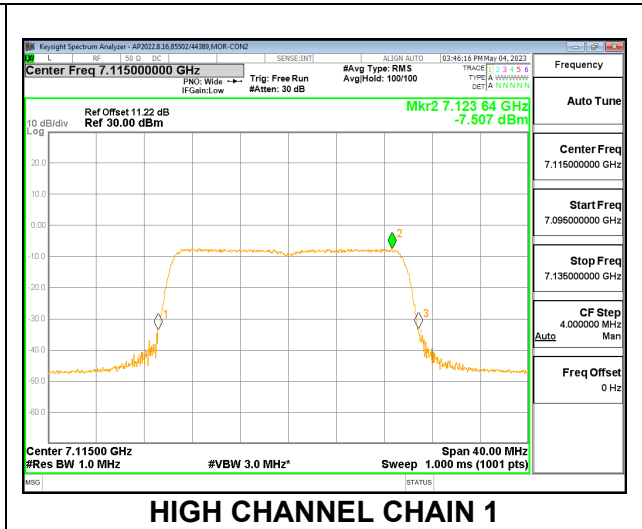
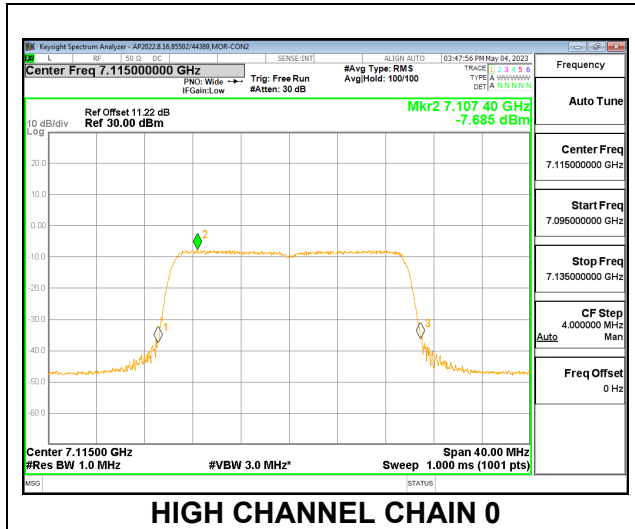
LOW



MID



HIGH



9.2.18. 802.11ax HE40 MODE 2TX IN THE UNII-8 BAND

2TX CHAIN 0 + CHAIN 1 CDD OFDMA MODE: 484T – LOW POWER INDOOR

Test Engineer:	85502/44389, 27465/44389, 84740/44389
Test Date:	2023-04-25, 2023-04-26, 2023-05-04

Bandwidth, Antenna Gain and Limits

Channel	Frequency (MHz)	Directional Gain for Power (dBi)	Directional Gain for PSD (dBi)	e.i.r.p. Power Limit (dBm)	PSD Limit (dBm)
Low (RU 65)	6885	-0.73	2.27	24.00	-1.00
Mid (RU 65)	7005	-0.73	2.27	24.00	-1.00
High (RU 65)	7085	-0.73	2.27	24.00	-1.00

Duty Cycle CF (dB)	0.00	Included in Calculations of Corr'd PSD
---------------------------	------	---

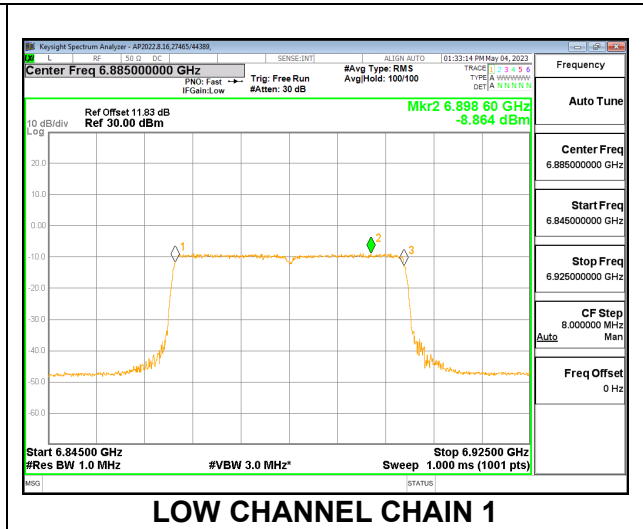
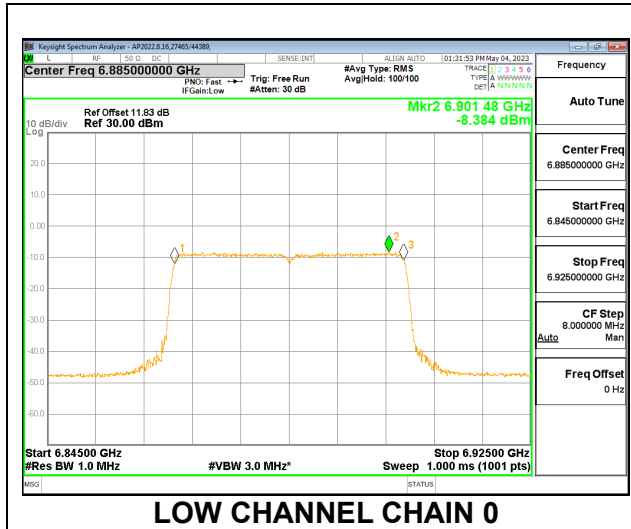
Output Power Results

Channel	Frequency (MHz)	Chain 0 Meas Power (dBm)	Chain 1 Meas Power (dBm)	Total Corr'd EIRP (dBm)	Power Limit EIRP (dBm)	Power Margin (dB)
Low (RU 65)	6885	6.75	6.25	8.79	24.00	-15.21
Mid (RU 65)	7005	7.30	5.93	8.95	24.00	-15.05
High (RU 65)	7085	6.64	6.41	8.81	24.00	-15.19

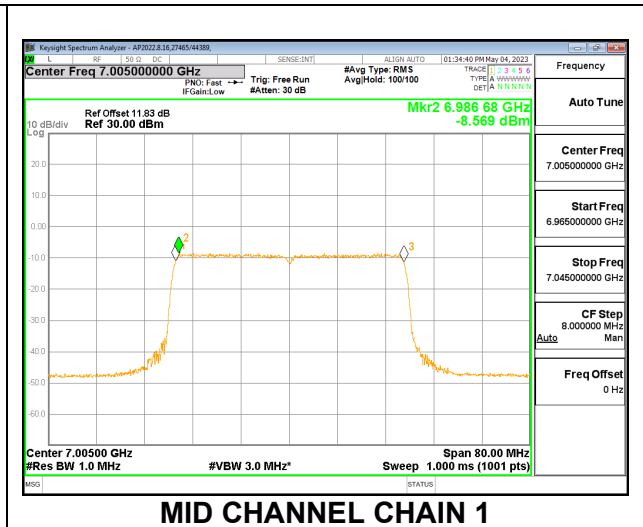
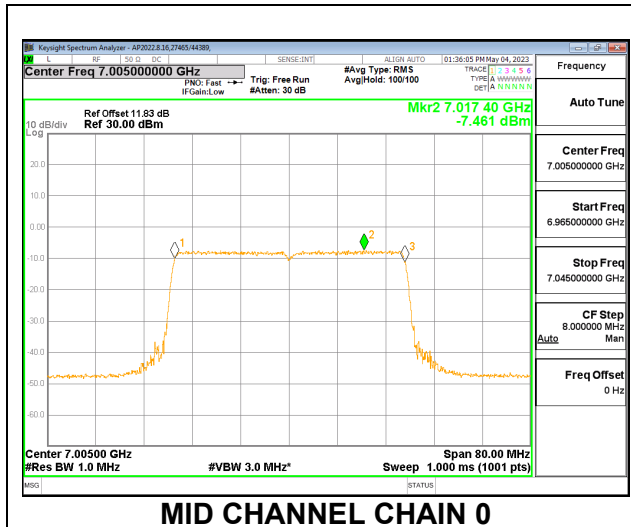
PSD Results

Channel	Frequency (MHz)	Chain 0 Meas PSD (dBm)	Chain 1 Meas PSD (dBm)	Total Corr'd EIRP PSD (dBm)	PSD Limit (dBm)	PSD Margin (dB)
Low (RU 65)	6885	-8.38	-8.86	-3.34	-1.00	-2.34
Mid (RU 65)	7005	-7.46	-8.57	-2.70	-1.00	-1.70
High (RU 65)	7085	-8.38	-8.43	-3.12	-1.00	-2.12

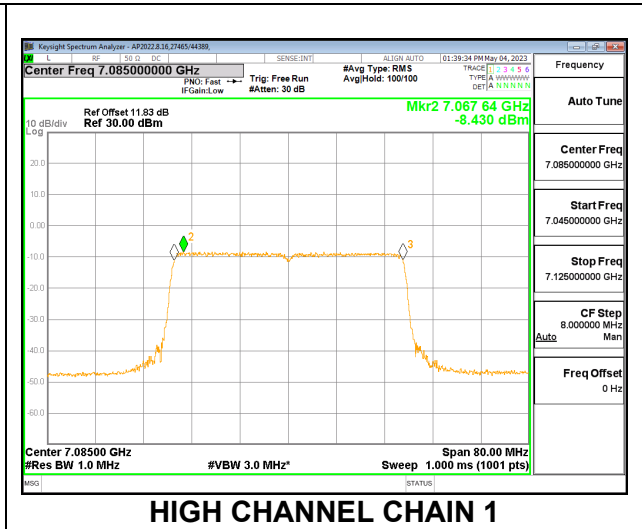
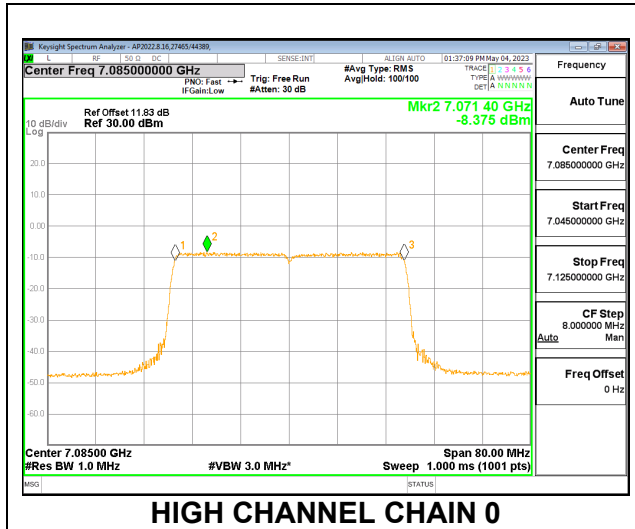
LOW



MID



HIGH



9.2.19. 802.11ax HE80 MODE 2TX IN THE UNII-8 BAND

2TX CHAIN 0 + CHAIN 1 CDD OFDMA MODE: 996T – LOW POWER INDOOR

Test Engineer:	85502/44389, 27465/44389, 84740/44389
Test Date:	2023-04-25, 2023-04-26, 2023-05-04

Bandwidth, Antenna Gain and Limits

Channel	Frequency (MHz)	Directional Gain for Power (dBi)	Directional Gain for PSD (dBi)	e.i.r.p. Power Limit (dBm)	PSD Limit (dBm)
Low (RU 67)	6865	-0.73	2.27	24.00	-1.00
Mid (RU 67)	6945	-0.73	2.27	24.00	-1.00
High (RU 67)	7025	-0.73	2.27	24.00	-1.00

Duty Cycle CF (dB)	0.00	Included in Calculations of Corr'd PSD
---------------------------	------	---

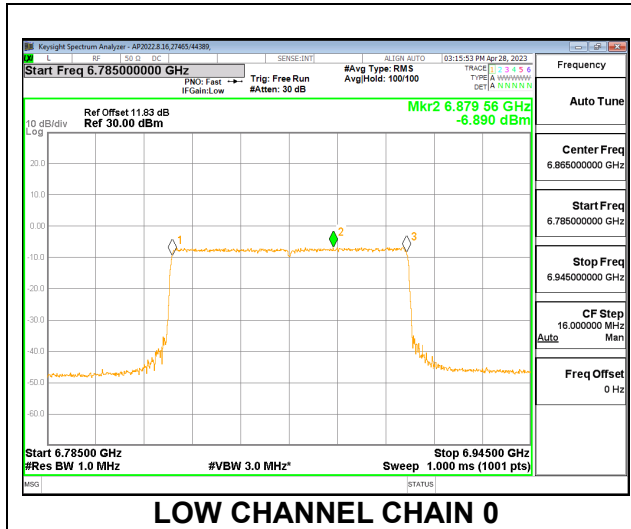
Output Power Results

Channel	Frequency (MHz)	Chain 0 Meas Power (dBm)	Chain 1 Meas Power (dBm)	Total Corr'd EIRP (dBm)	Power Limit EIRP (dBm)	Power Margin (dB)
Low (RU 67)	6865	9.98	9.15	11.87	24.00	-12.13
Mid (RU 67)	6945	10.46	8.69	11.94	24.00	-12.06
High (RU 67)	7025	10.35	8.88	11.96	24.00	-12.04

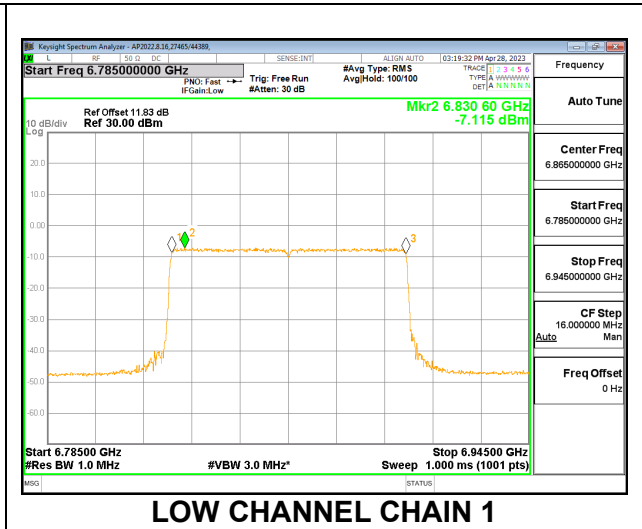
PSD Results

Channel	Frequency (MHz)	Chain 0 Meas PSD (dBm)	Chain 1 Meas PSD (dBm)	Total Corr'd EIRP PSD (dBm)	PSD Limit (dBm)	PSD Margin (dB)
Low (RU 67)	6865	-6.89	-7.12	-1.72	-1.00	-0.72
Mid (RU 67)	6945	-6.44	-7.63	-1.71	-1.00	-0.71
High (RU 67)	7025	-6.90	-8.12	-2.19	-1.00	-1.19

LOW

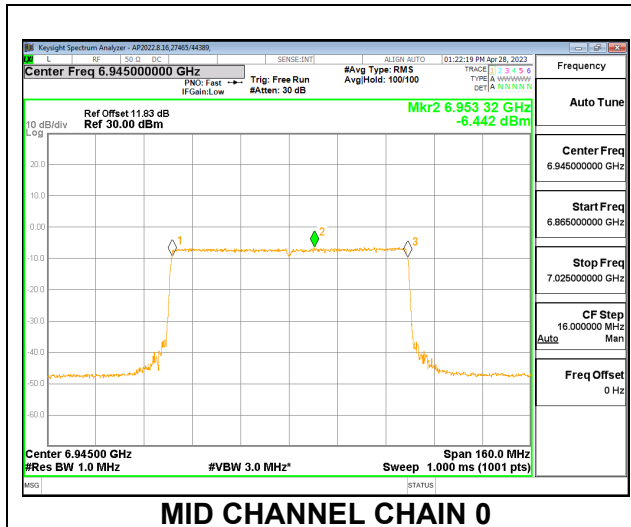


LOW CHANNEL CHAIN 0

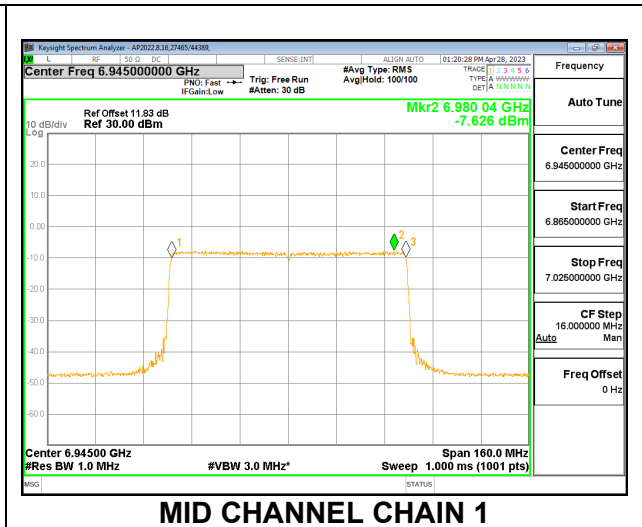


LOW CHANNEL CHAIN 1

MID

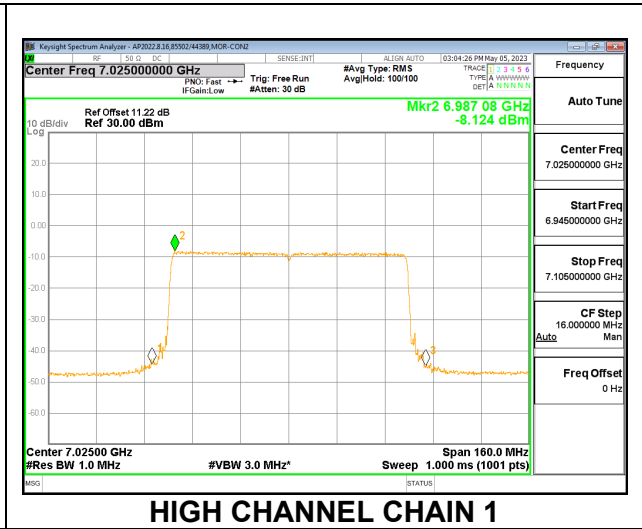
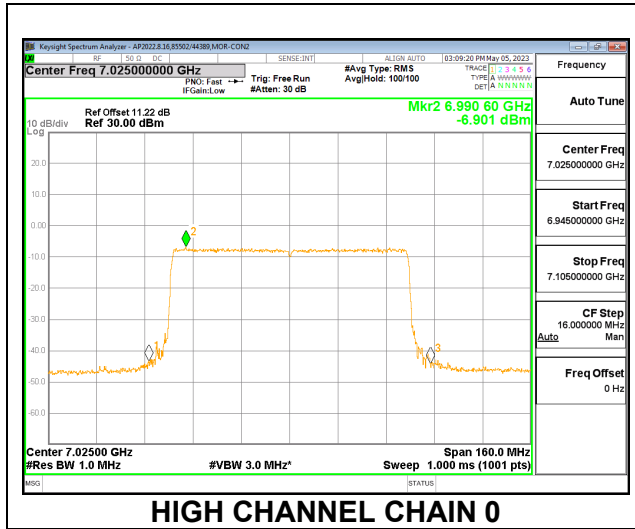


MID CHANNEL CHAIN 0



MID CHANNEL CHAIN 1

HIGH



9.2.20. 802.11ax HE160 MODE 2TX IN THE UNII-8 BAND

2TX CHAIN 0 + CHAIN 1 CDD OFDMA MODE: 2x 996T – LOW POWER INDOOR

Test Engineer:	85502/44389, 27465/44389, 84740/44389
Test Date:	2023-04-25, 2023-04-26, 2023-05-04

Bandwidth, Antenna Gain and Limits

Channel	Frequency (MHz)	Directional Gain for Power (dBi)	Directional Gain for PSD (dBi)	e.i.r.p. Power Limit (dBm)	PSD Limit (dBm)
Low (RU 68)	6825	-0.73	2.27	24.00	-1.00
High (RU 68)	6985	-0.73	2.27	24.00	-1.00

Duty Cycle CF (dB)	0.00	Included in Calculations of Corr'd PSD
---------------------------	------	--

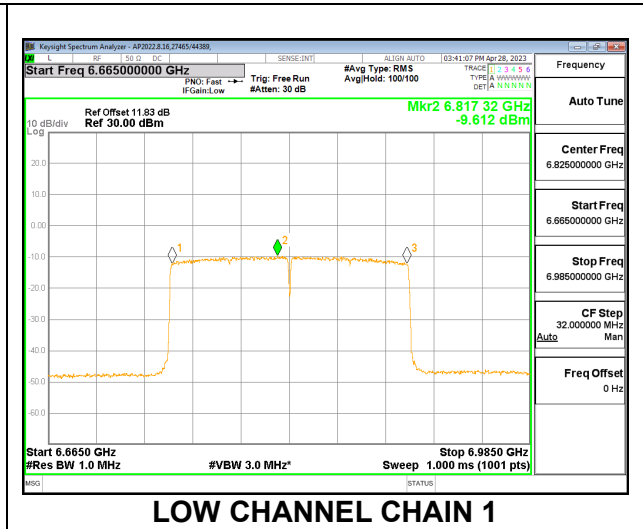
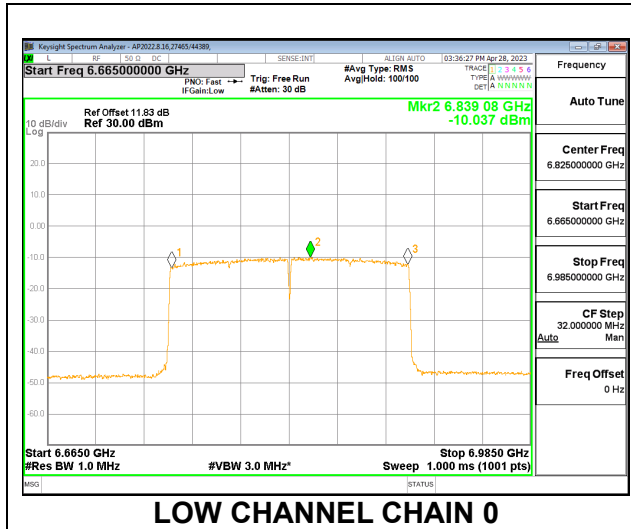
Output Power Results

Channel	Frequency (MHz)	Chain 0 Meas Power (dBm)	Chain 1 Meas Power (dBm)	Total Corr'd EIRP (dBm)	Power Limit EIRP (dBm)	Power Margin (dB)
Low (RU 68)	6825	9.67	9.99	12.11	24.00	-11.89
High (RU 68)	6985	10.34	8.73	11.89	24.00	-12.11

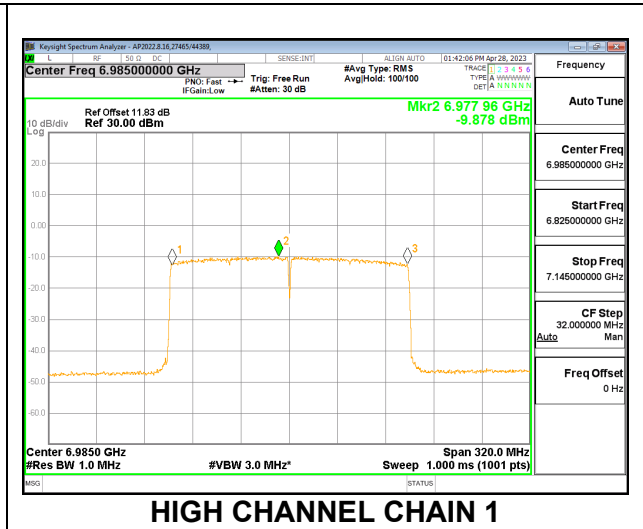
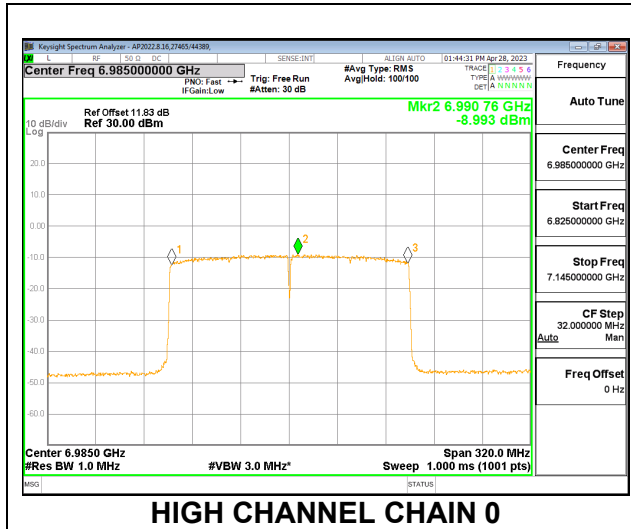
PSD Results

Channel	Frequency (MHz)	Chain 0 Meas PSD (dBm)	Chain 1 Meas PSD (dBm)	Total Corr'd EIRP PSD (dBm)	PSD Limit (dBm)	PSD Margin (dB)
Low (RU 68)	6825	-10.04	-9.61	-4.54	-1.00	-3.54
High (RU 68)	6985	-8.99	-9.88	-4.13	-1.00	-3.13

LOW



HIGH



9.3. 26 dB BANDWIDTH LIMITS

FCC. §15.407 (a) (10)

Less than 320 MHz

Note. The 26dB bandwidth was tested in the table below.

Mode	Tone						
	26T	52T	106T	242T	484T	996T	2x996T
802.11ax HE20	O	O	O	O			
802.11ax HE40	Covered by 11ax HE20				O		
802.11ax HE80						O	
802.11ax HE160					Covered by 11ax HE40	Covered by 11ax HE80	O

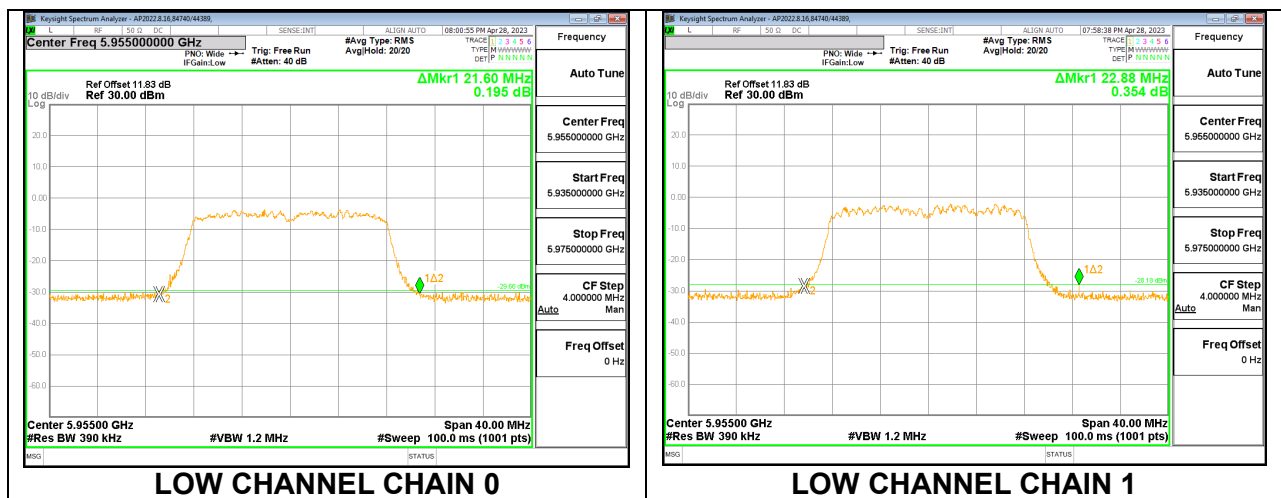
RESULTS

9.3.1. 802.11a MODE 2TX IN THE UNII-5 BAND

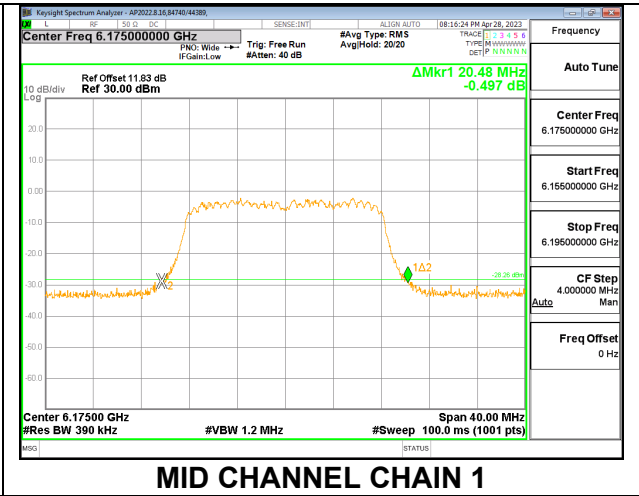
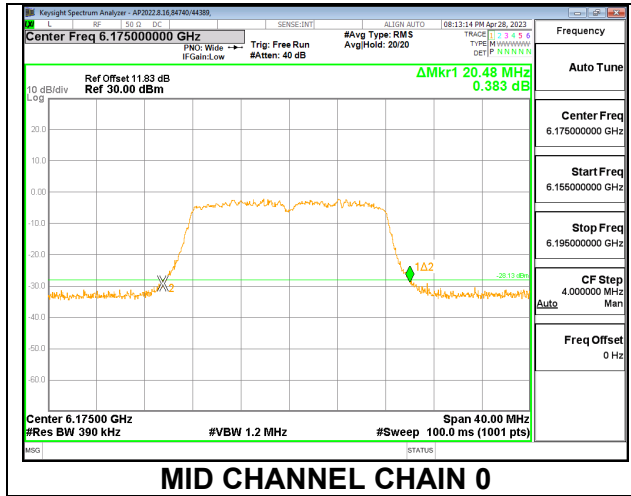
2TX CHAIN 0 + CHAIN 1 CDD OFDMA MODE

Channel	Frequency (MHz)	26 dB Bandwidth	
		Chain 0 (MHz)	Chain 1 (MHz)
Low	5955	21.60	22.88
Mid	6175	20.48	20.48
High	6415	21.68	20.64

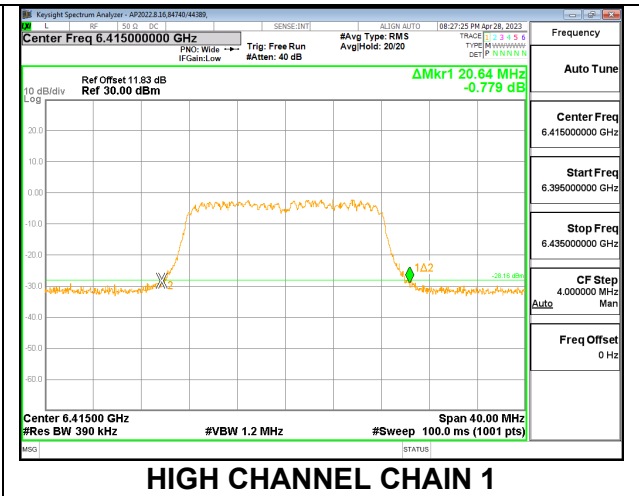
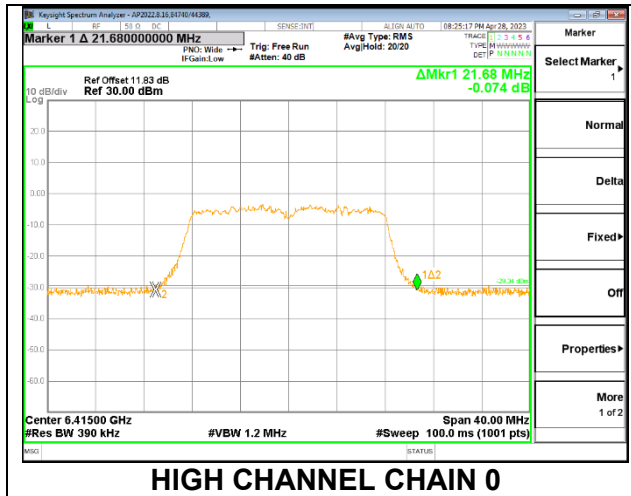
LOW



MID



HIGH

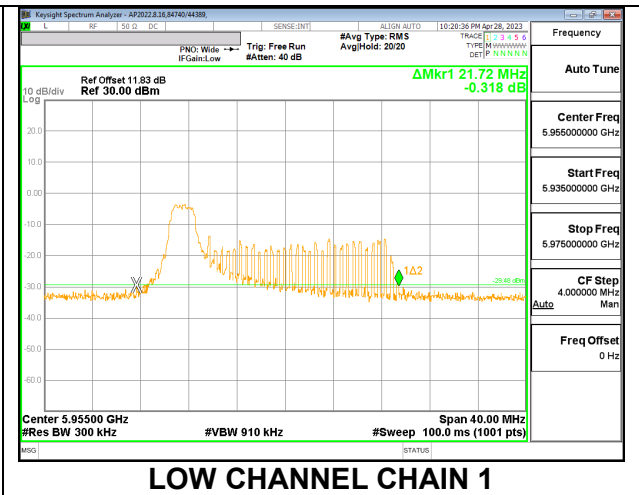
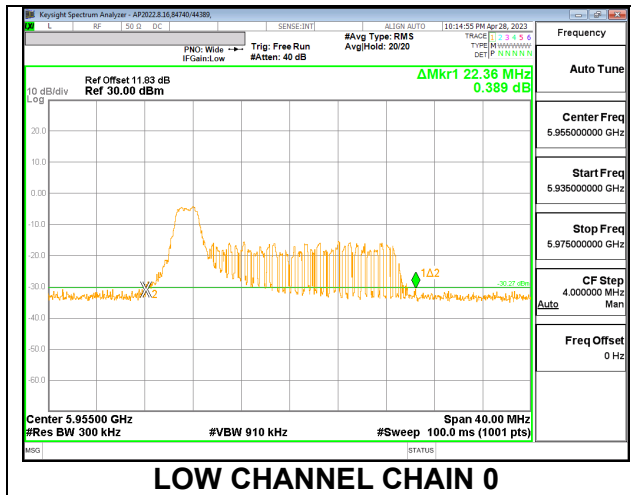


9.3.2. 802.11ax HE20 MODE 2TX IN THE UNII-5 BAND

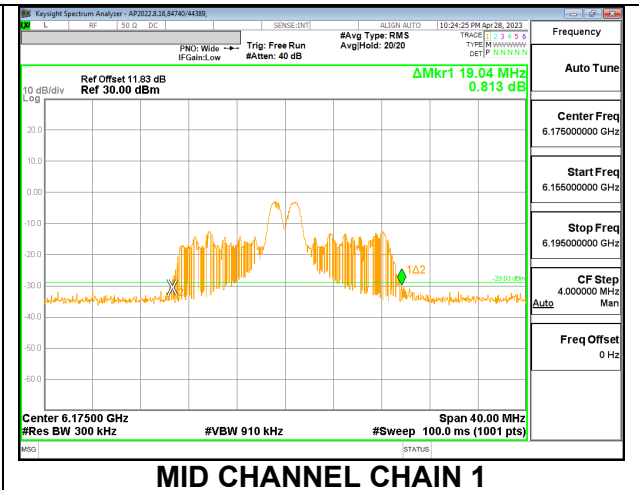
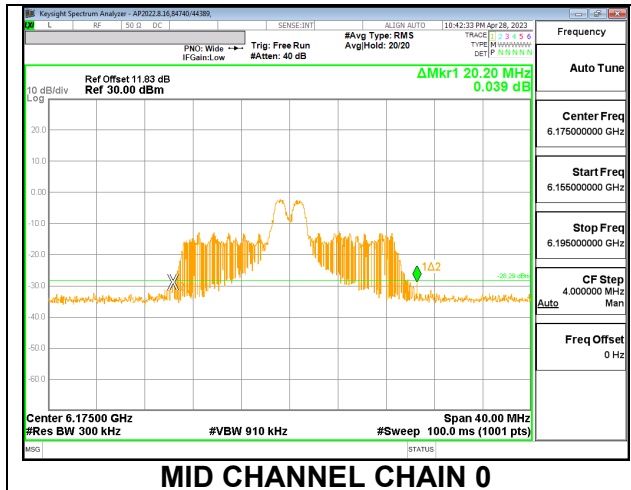
2TX CHAIN 0 + CHAIN 1 CDD OFDMA MODE: 26T

Channel	Frequency (MHz)	26 dB Bandwidth Chain 0 (MHz)	26 dB Bandwidth Chain 1 (MHz)
Low	5955	22.36	21.72
Mid	6175	20.20	19.04
High	6415	20.84	21.00

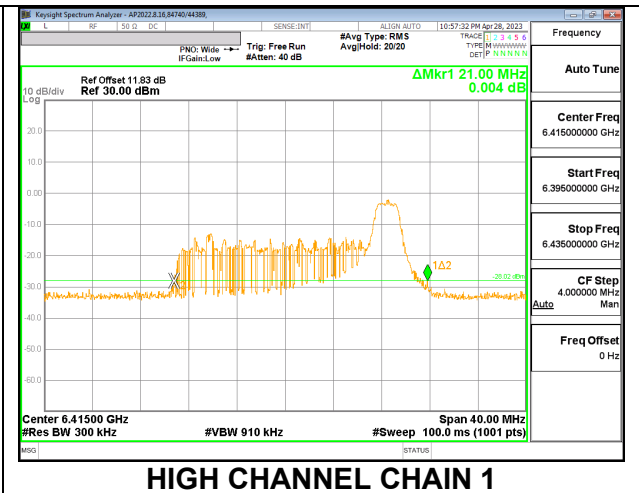
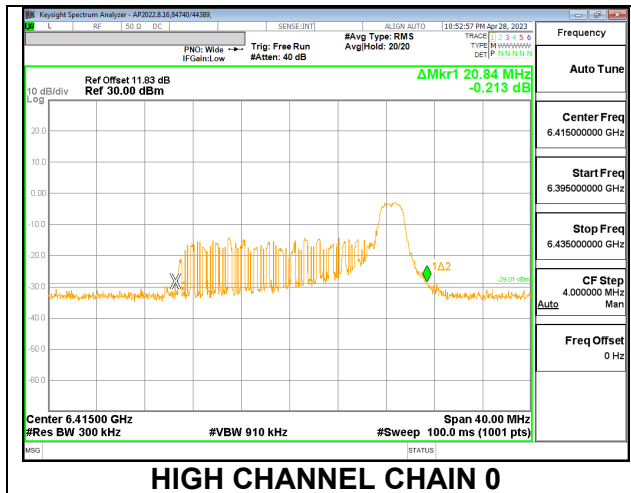
LOW



MID



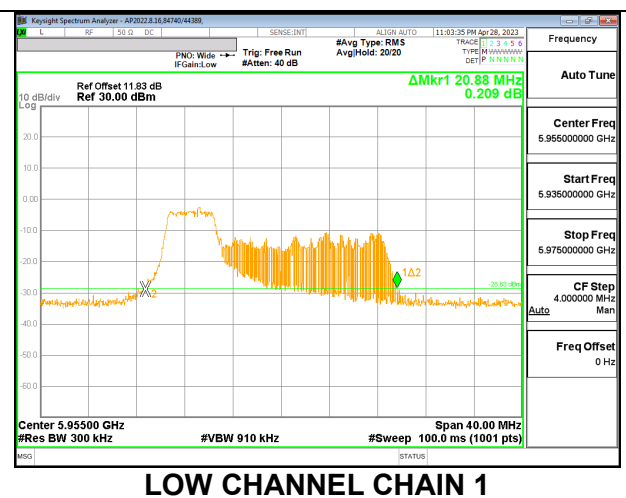
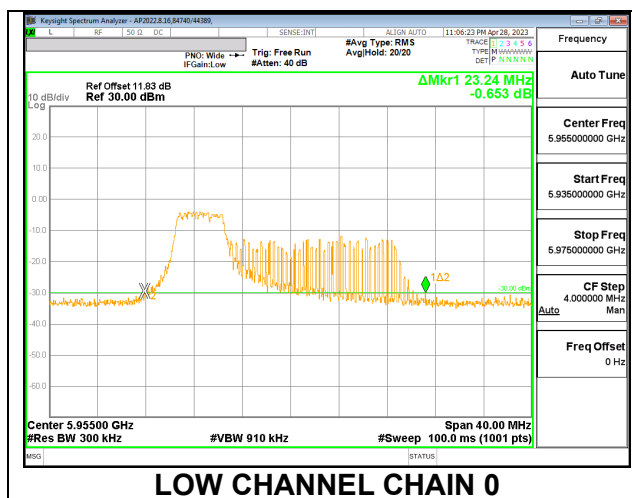
HIGH



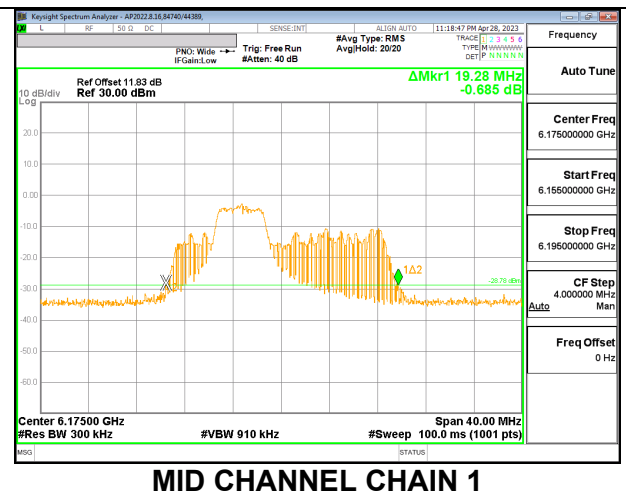
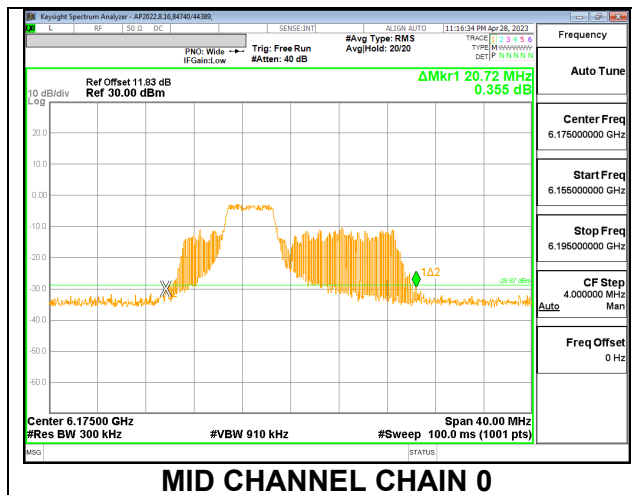
2TX CHAIN 0 + CHAIN 1 CDD OFDMA MODE: 52T

Channel	Frequency (MHz)	26 dB Bandwidth Chain 0 (MHz)	26 dB Bandwidth Chain 1 (MHz)
Low	5955	23.24	20.88
Mid	6175	20.72	19.28
High	6415	22.08	20.76

LOW



MID



HIGH

