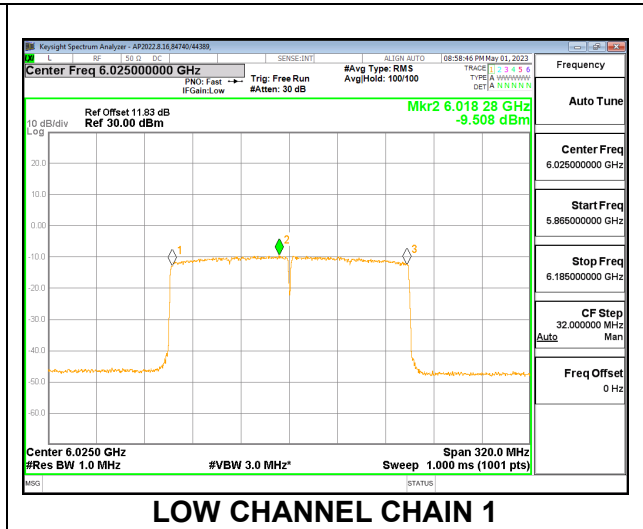
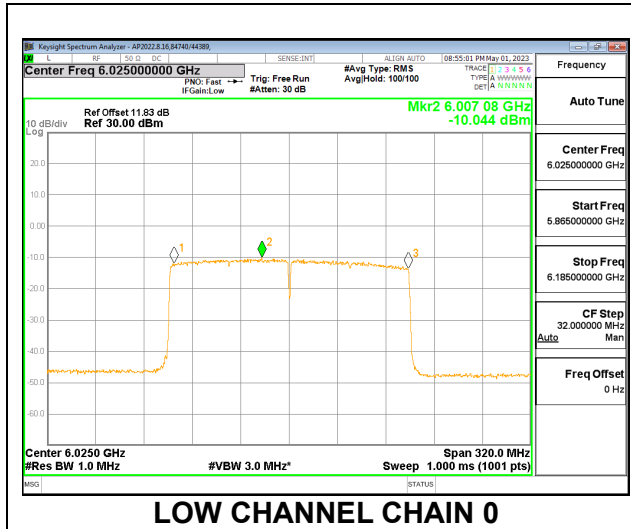
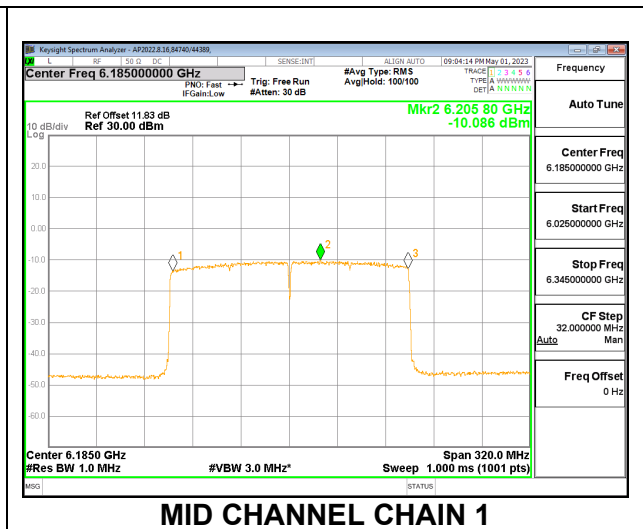
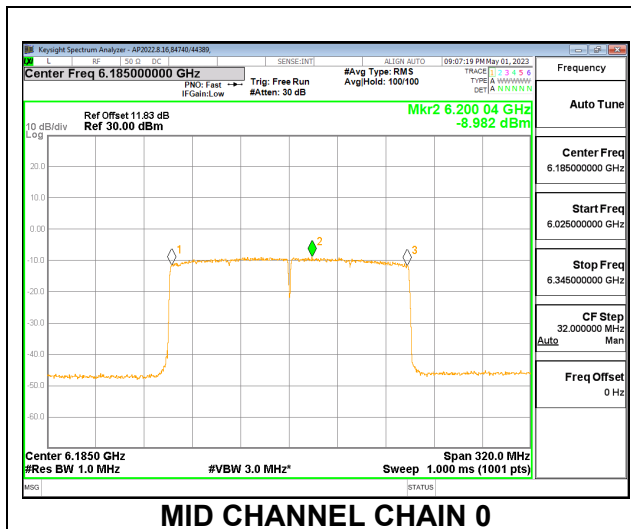


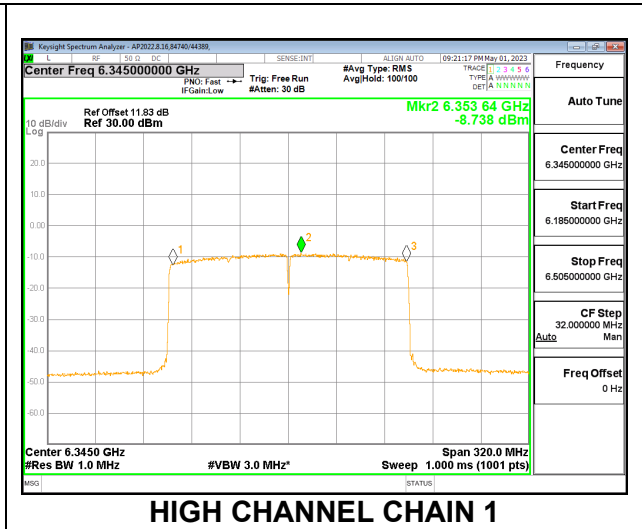
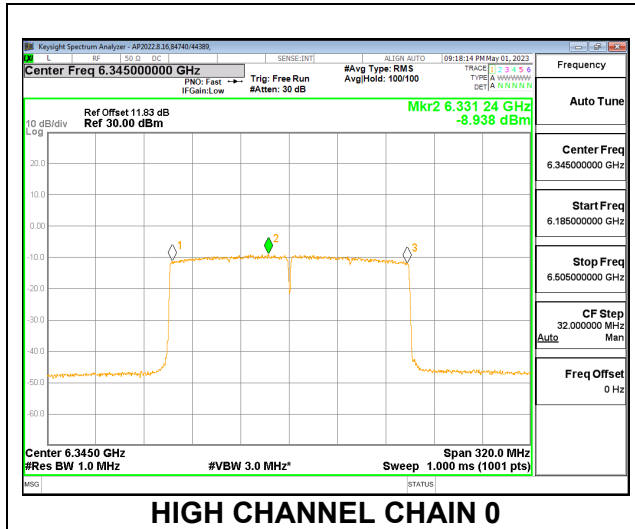
LOW



MID



HIGH



9.2.6. 802.11a MODE 2TX IN THE UNII-6 BAND

2TX CHAIN 0 + CHAIN 1 CDD OFDMA MODE – LOW POWER INDOOR

Test Engineer:	85502/44389, 27465/44389, 84740/44389
Test Date:	2023-04-25, 2023-04-26, 2023-05-04

Bandwidth, Antenna Gain and Limits

Channel	Frequency (MHz)	Directional Gain for Power (dBi)	Directional Gain for PSD (dBi)	e.i.r.p. Power Limit (dBm)	PSD Limit (dBm)
Low	6435	-0.73	2.27	24.00	-1.00
Mid	6475	-0.73	2.27	24.00	-1.00
High	6515	-0.73	2.27	24.00	-1.00

Duty Cycle CF (dB)	0.19	Included in Calculations of Corr'd PSD
---------------------------	------	--

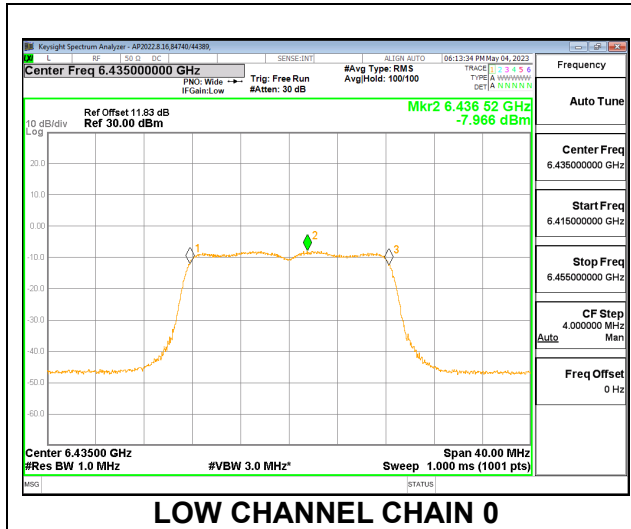
Output Power Results

Channel	Frequency (MHz)	Chain 0 Meas Power (dBm)	Chain 1 Meas Power (dBm)	Total Corr'd EIRP (dBm)	Power Limit EIRP (dBm)	Power Margin (dB)
Low	6435	2.43	3.34	5.19	24.00	-18.81
Mid	6475	2.37	3.70	5.37	24.00	-18.63
High	6515	1.76	3.75	5.15	24.00	-18.85

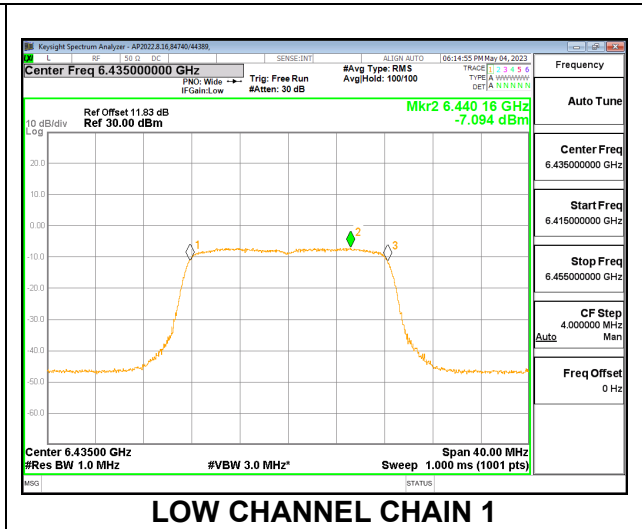
PSD Results

Channel	Frequency (MHz)	Chain 0 Meas PSD (dBm)	Chain 1 Meas PSD (dBm)	Total Corr'd EIRP PSD (dBm)	PSD Limit (dBm)	PSD Margin (dB)
Low	6435	-7.97	-7.09	-2.04	-1.00	-1.04
Mid	6475	-8.00	-7.23	-2.13	-1.00	-1.13
High	6515	-9.16	-6.86	-2.39	-1.00	-1.39

LOW

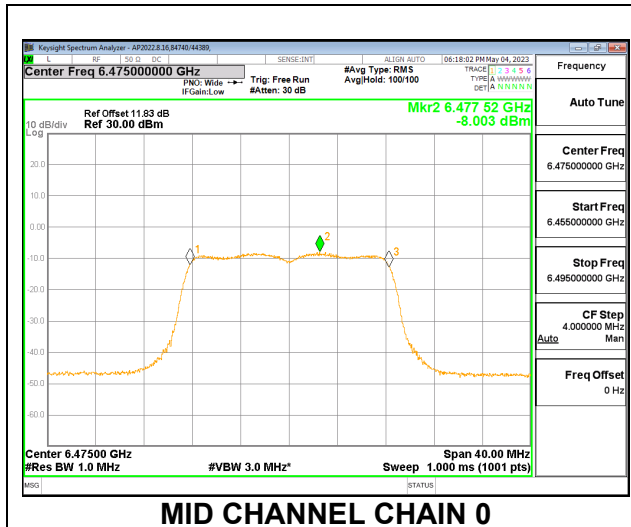


LOW CHANNEL CHAIN 0

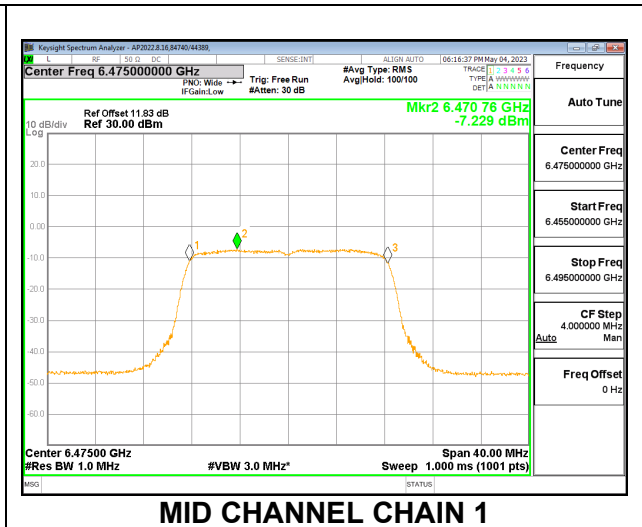


LOW CHANNEL CHAIN 1

MID

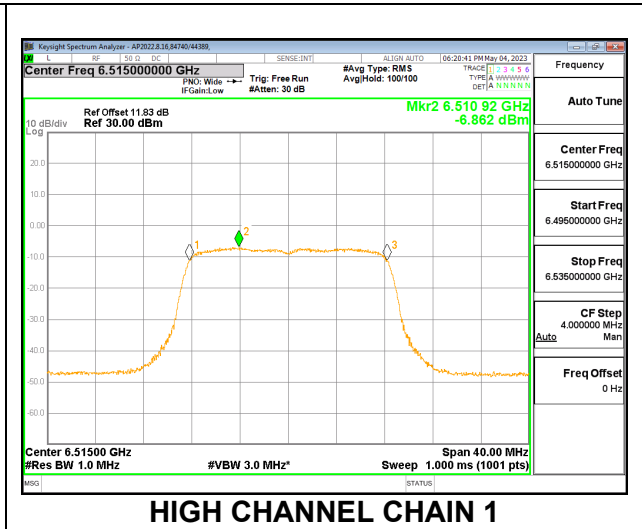
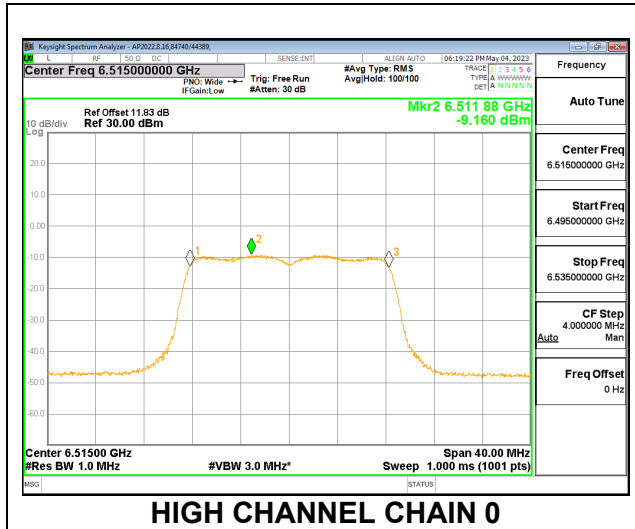


MID CHANNEL CHAIN 0



MID CHANNEL CHAIN 1

HIGH



9.2.7. 802.11ax HE20 MODE 2TX IN THE UNII-6 BAND

2TX CHAIN 0 + CHAIN 1 CDD OFDMA MODE: 26T – LOW POWER INDOOR

Test Engineer:	85502/44389, 27465/44389, 84740/44389
Test Date:	2023-04-25, 2023-04-26, 2023-05-04

Bandwidth, Antenna Gain and Limits

Channel	Frequency (MHz)	Directional Gain for Power (dBi)	Directional Gain for PSD (dBi)	e.i.r.p. Power Limit (dBm)	PSD Limit (dBm)
Low (RU0)	6435	-0.73	2.27	24.00	-1.00
Mid (RU4)	6475	-0.73	2.27	24.00	-1.00
High (RU8)	6515	-0.73	2.27	24.00	-1.00

Duty Cycle CF (dB)	0.00	Included in Calculations of Corr'd PSD
---------------------------	------	---

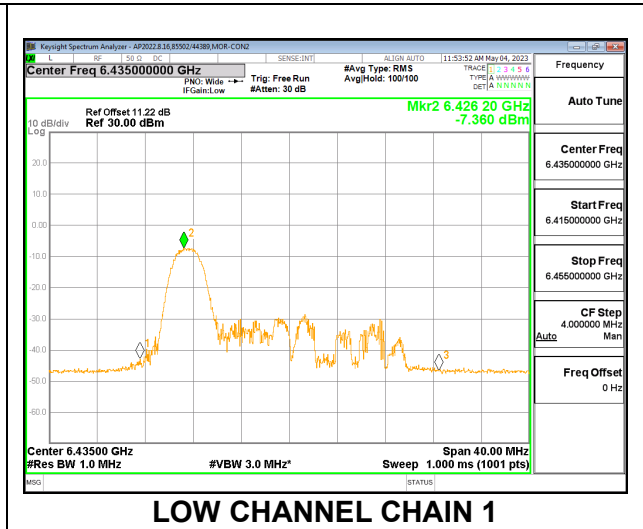
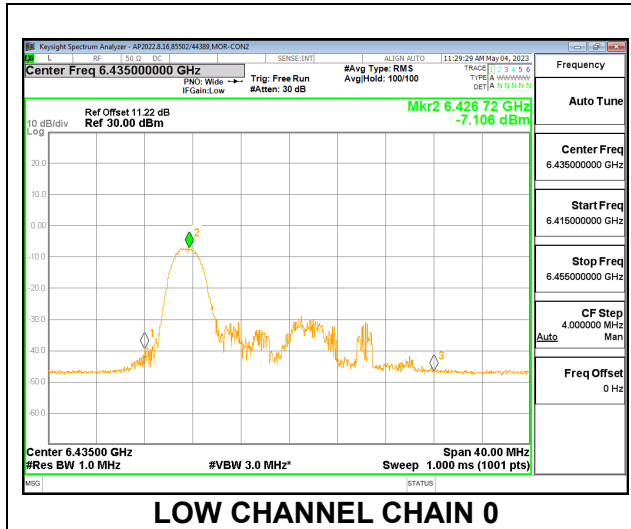
Output Power Results

Channel	Frequency (MHz)	Chain 0 Meas Power (dBm)	Chain 1 Meas Power (dBm)	Total Corr'd EIRP (dBm)	Power Limit EIRP (dBm)	Power Margin (dB)
Low (RU0)	6435	-4.21	-4.35	-2.00	24.00	-26.00
Mid (RU4)	6475	-4.42	-3.87	-1.86	24.00	-25.86
High (RU8)	6515	-4.84	-4.00	-2.12	24.00	-26.12

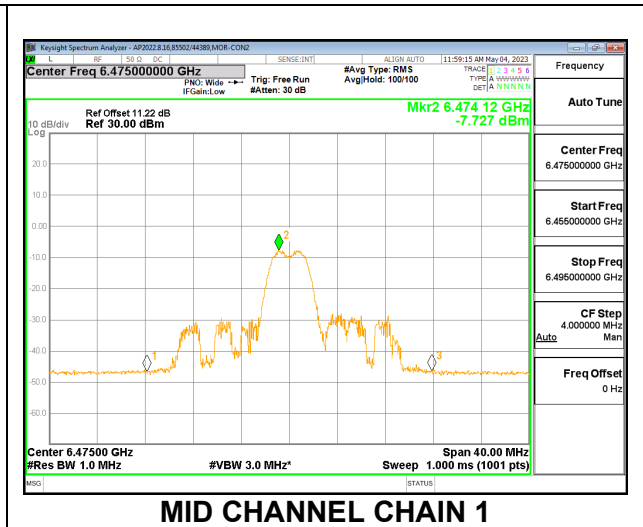
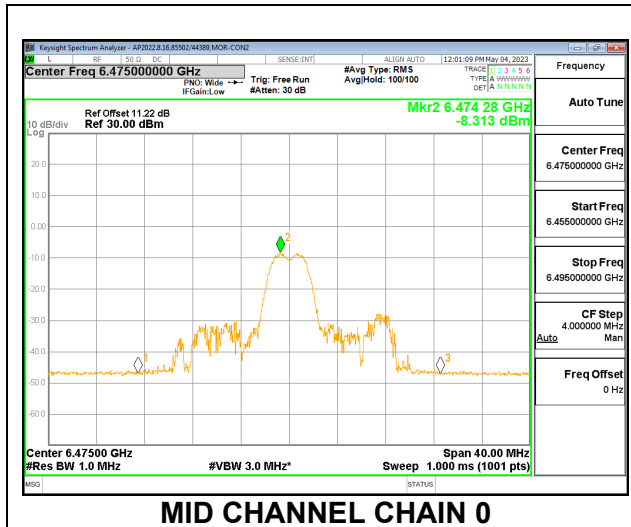
PSD Results

Channel	Frequency (MHz)	Chain 0 Meas PSD (dBm)	Chain 1 Meas PSD (dBm)	Total Corr'd EIRP PSD (dBm)	PSD Limit (dBm)	PSD Margin (dB)
Low (RU0)	6435	-7.11	-7.36	-1.95	-1.00	-0.95
Mid (RU4)	6475	-8.31	-7.73	-2.73	-1.00	-1.73
High (RU8)	6515	-7.86	-6.70	-1.96	-1.00	-0.96

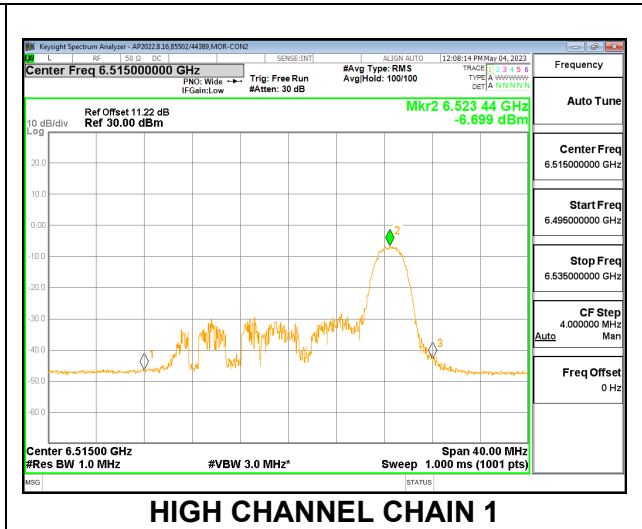
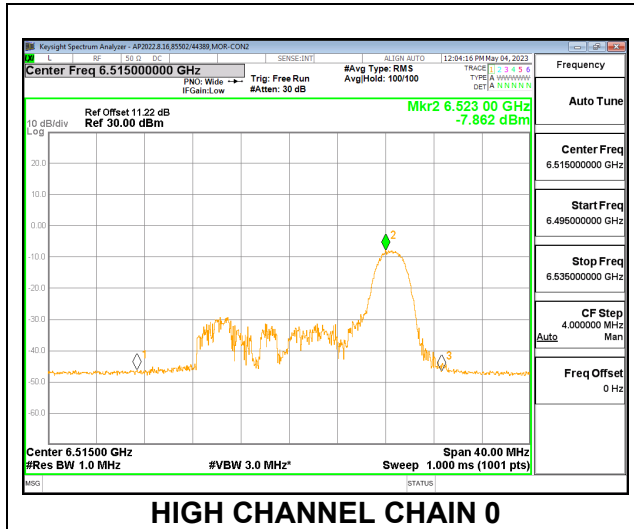
LOW



MID



HIGH



2TX CHAIN 0 + CHAIN 1 CDD OFDMA MODE: 52T – LOW POWER INDOOR

Test Engineer:	85502/44389, 27465/44389, 84740/44389
Test Date:	2023-04-25, 2023-04-26, 2023-05-04

Bandwidth, Antenna Gain and Limits

Channel	Frequency (MHz)	Directional Gain for Power (dBi)	Directional Gain for PSD (dBi)	e.i.r.p. Power Limit (dBm)	PSD Limit (dBm)
Low (RU37)	6435	-0.73	2.27	24.00	-1.00
Mid (RU38)	6475	-0.73	2.27	24.00	-1.00
High (RU40)	6515	-0.73	2.27	24.00	-1.00

Duty Cycle CF (dB)	0.00	Included in Calculations of Corr'd PSD
---------------------------	------	---

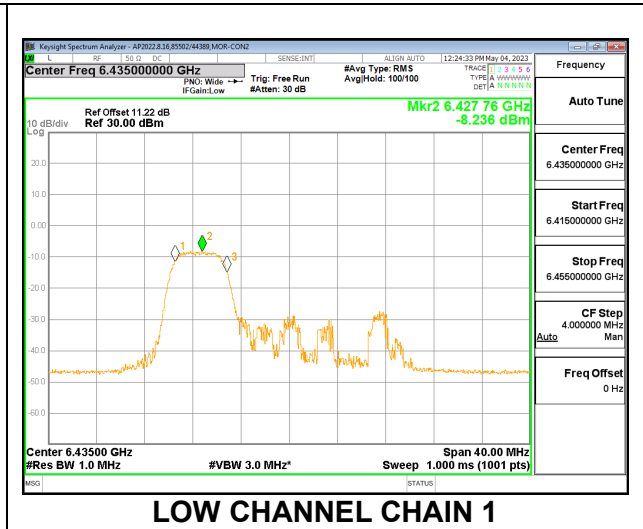
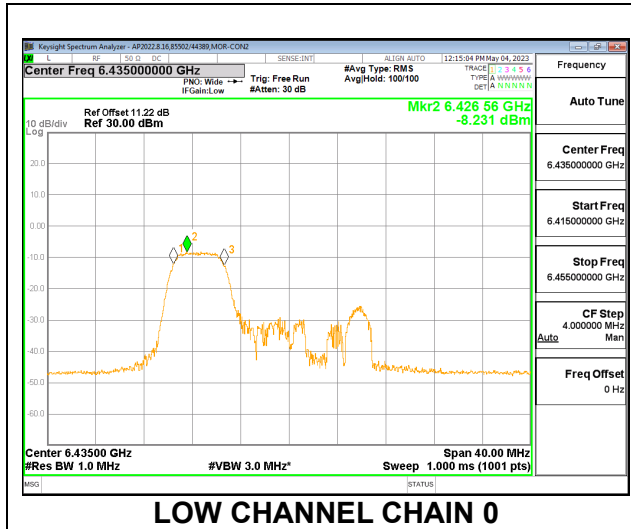
Output Power Results

Channel	Frequency (MHz)	Chain 0 Meas Power (dBm)	Chain 1 Meas Power (dBm)	Total Corr'd EIRP (dBm)	Power Limit EIRP (dBm)	Power Margin (dB)
Low (RU37)	6435	-2.19	-2.49	-0.06	24.00	-24.06
Mid (RU38)	6475	-2.47	-1.94	0.08	24.00	-23.92
High (RU40)	6515	-2.55	-1.84	0.10	24.00	-23.90

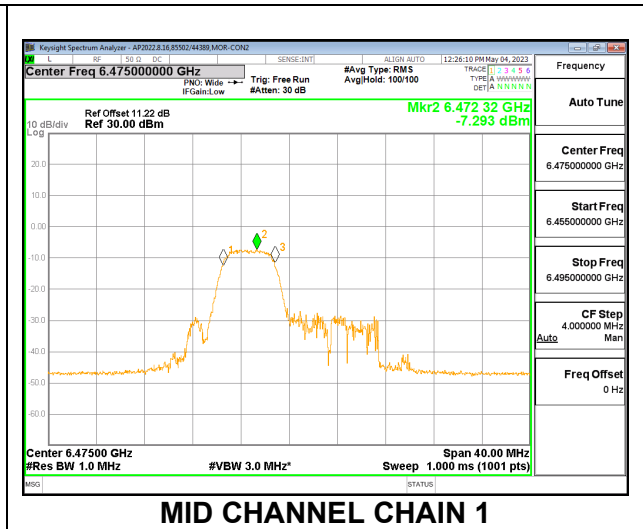
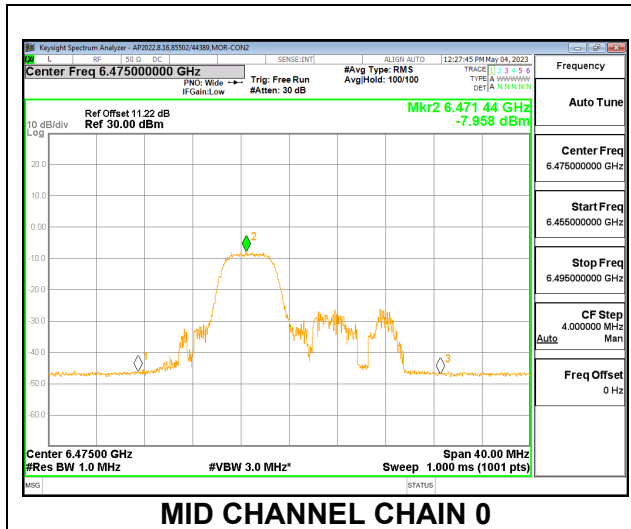
PSD Results

Channel	Frequency (MHz)	Chain 0 Meas PSD (dBm)	Chain 1 Meas PSD (dBm)	Total Corr'd EIRP PSD (dBm)	PSD Limit (dBm)	PSD Margin (dB)
Low (RU37)	6435	-8.23	-8.24	-2.95	-1.00	-1.95
Mid (RU38)	6475	-7.96	-7.29	-2.33	-1.00	-1.33
High (RU40)	6515	-8.29	-6.99	-2.31	-1.00	-1.31

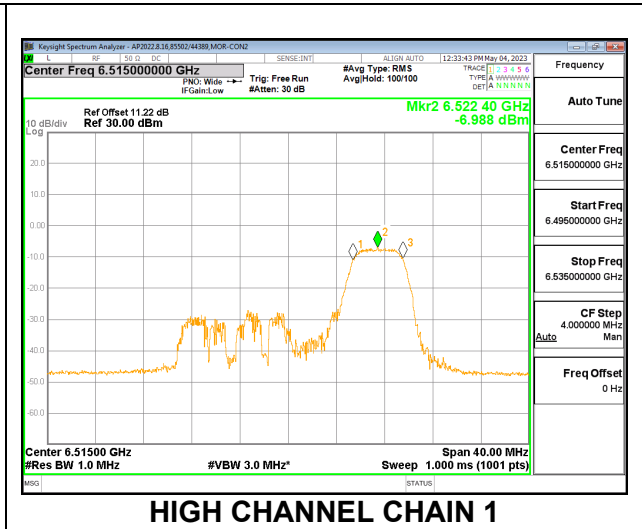
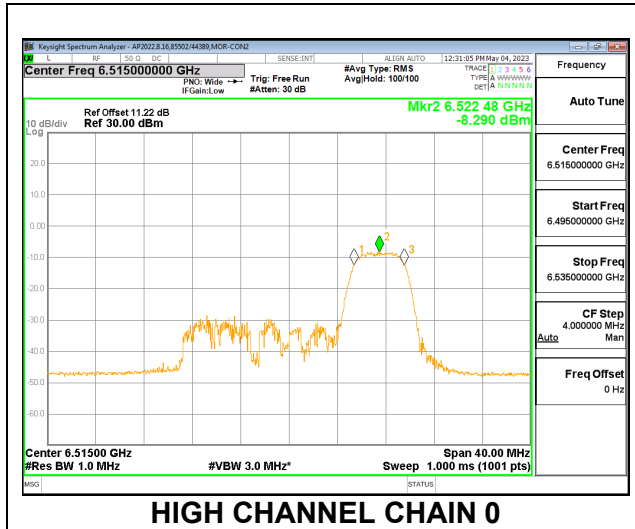
LOW



MID



HIGH



2TX CHAIN 0 + CHAIN 1 CDD OFDMA MODE: 106T – LOW POWER INDOOR

Test Engineer:	85502/44389, 27465/44389, 84740/44389
Test Date:	2023-04-25, 2023-04-26, 2023-05-04

Bandwidth, Antenna Gain and Limits

Channel	Frequency (MHz)	Directional Gain for Power (dBi)	Directional Gain for PSD (dBi)	e.i.r.p. Power Limit (dBm)	PSD Limit (dBm)
Low (RU53)	6435	-0.73	2.27	24.00	-1.00
Mid (RU53)	6475	-0.73	2.27	24.00	-1.00
High (RU54)	6515	-0.73	2.27	24.00	-1.00

Duty Cycle CF (dB)	0.00	Included in Calculations of Corr'd PSD
---------------------------	------	---

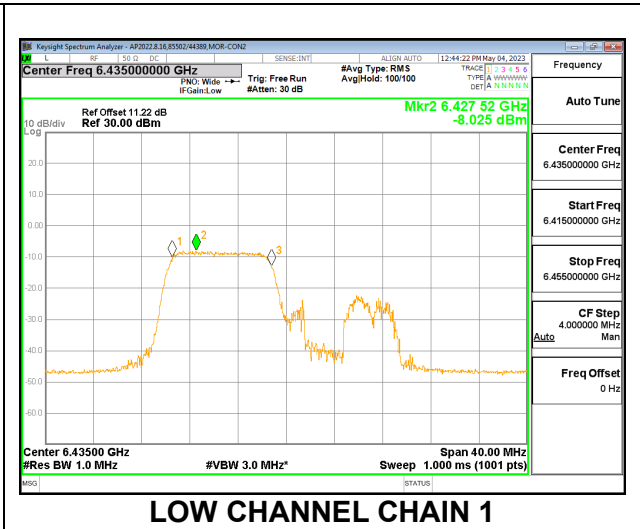
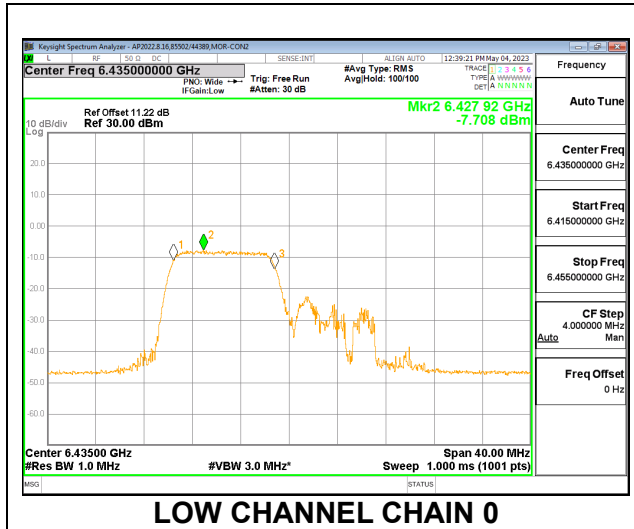
Output Power Results

Channel	Frequency (MHz)	Chain 0 Meas Power (dBm)	Chain 1 Meas Power (dBm)	Total Corr'd EIRP (dBm)	Power Limit EIRP (dBm)	Power Margin (dB)
Low (RU53)	6435	0.78	0.43	2.89	24.00	-21.11
Mid (RU53)	6475	0.36	0.79	2.86	24.00	-21.14
High (RU54)	6515	0.43	1.47	3.26	24.00	-20.74

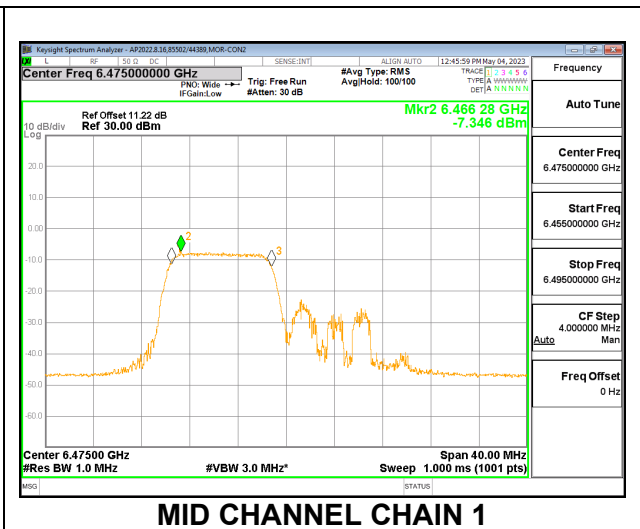
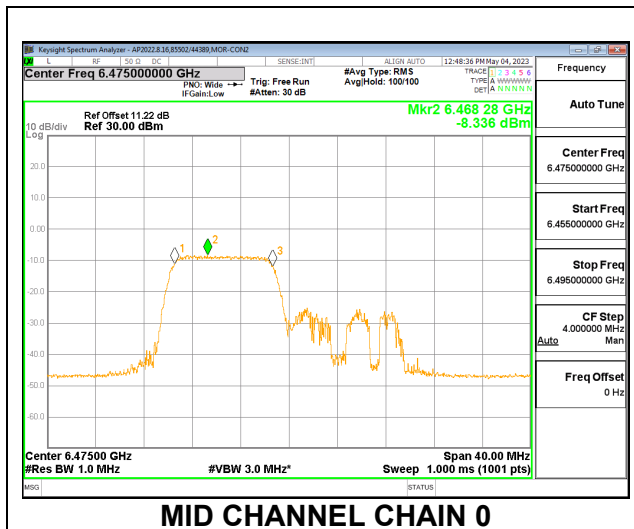
PSD Results

Channel	Frequency (MHz)	Chain 0 Meas PSD (dBm)	Chain 1 Meas PSD (dBm)	Total Corr'd EIRP PSD (dBm)	PSD Limit (dBm)	PSD Margin (dB)
Low (RU53)	6435	-7.71	-8.03	-2.58	-1.00	-1.58
Mid (RU53)	6475	-8.34	-7.35	-2.53	-1.00	-1.53
High (RU54)	6515	-8.23	-7.22	-2.41	-1.00	-1.41

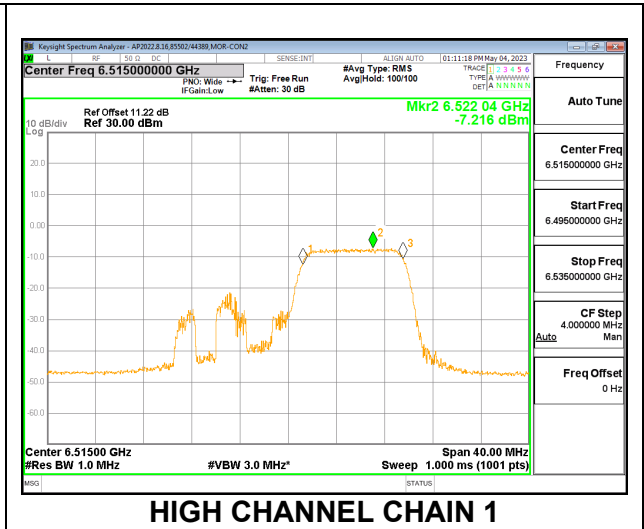
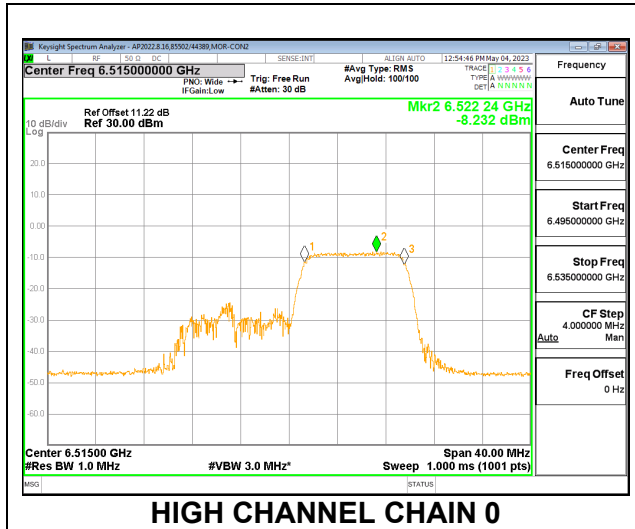
LOW



MID



HIGH



2TX CHAIN 0 + CHAIN 1 CDD OFDMA MODE: 242T – LOW POWER INDOOR

Test Engineer:	85502/44389, 27465/44389, 84740/44389
Test Date:	2023-04-25, 2023-04-26, 2023-05-04

Bandwidth, Antenna Gain and Limits

Channel	Frequency (MHz)	Directional Gain for Power (dBi)	Directional Gain for PSD (dBi)	e.i.r.p. Power Limit (dBm)	PSD Limit (dBm)
Low (RU61)	6435	-0.73	2.27	24.00	-1.00
Mid (RU61)	6475	-0.73	2.27	24.00	-1.00
High (RU61)	6515	-0.73	2.27	24.00	-1.00

Duty Cycle CF (dB)	0.00	Included in Calculations of Corr'd PSD
---------------------------	------	---

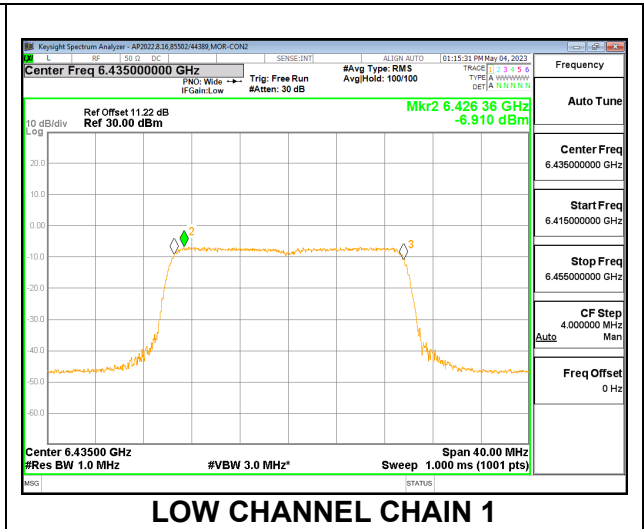
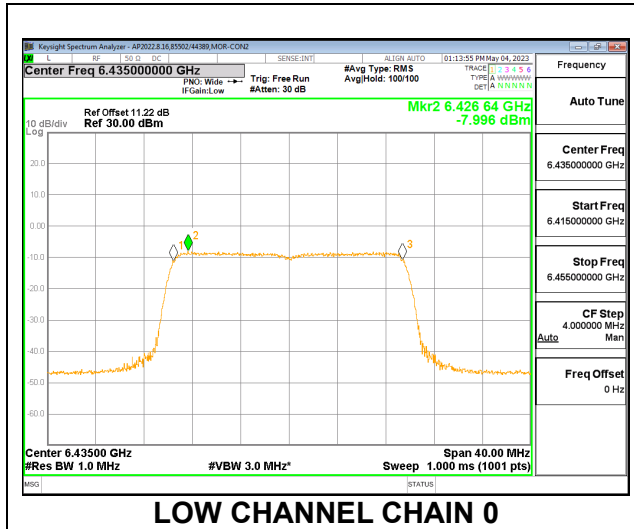
Output Power Results

Channel	Frequency (MHz)	Chain 0 Meas Power (dBm)	Chain 1 Meas Power (dBm)	Total Corr'd EIRP (dBm)	Power Limit EIRP (dBm)	Power Margin (dB)
Low (RU61)	6435	3.31	4.02	5.96	24.00	-18.04
Mid (RU61)	6475	3.51	4.43	6.27	24.00	-17.73
High (RU61)	6515	2.88	4.86	6.26	24.00	-17.74

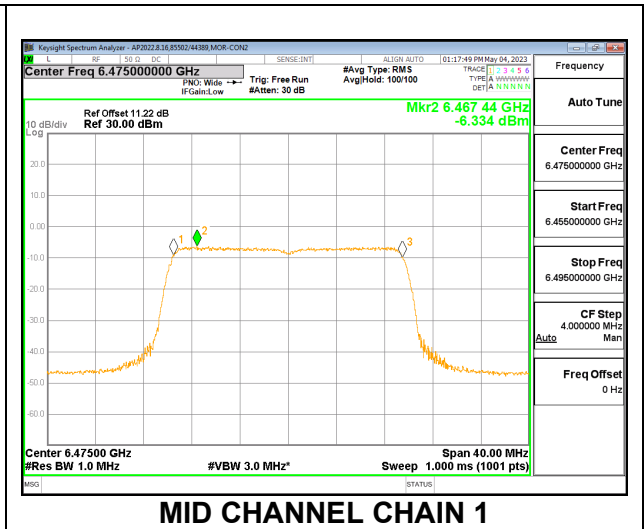
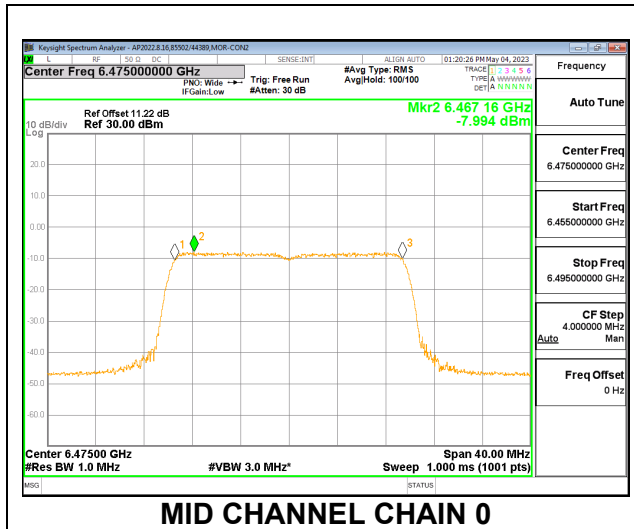
PSD Results

Channel	Frequency (MHz)	Chain 0 Meas PSD (dBm)	Chain 1 Meas PSD (dBm)	Total Corr'd EIRP PSD (dBm)	PSD Limit (dBm)	PSD Margin (dB)
Low (RU61)	6435	-8.00	-6.91	-2.14	-1.00	-1.14
Mid (RU61)	6475	-7.99	-6.33	-1.80	-1.00	-0.80
High (RU61)	6515	-8.56	-6.03	-1.83	-1.00	-0.83

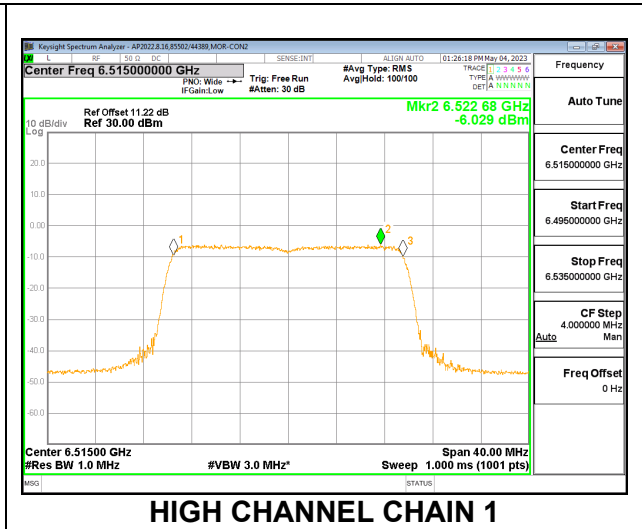
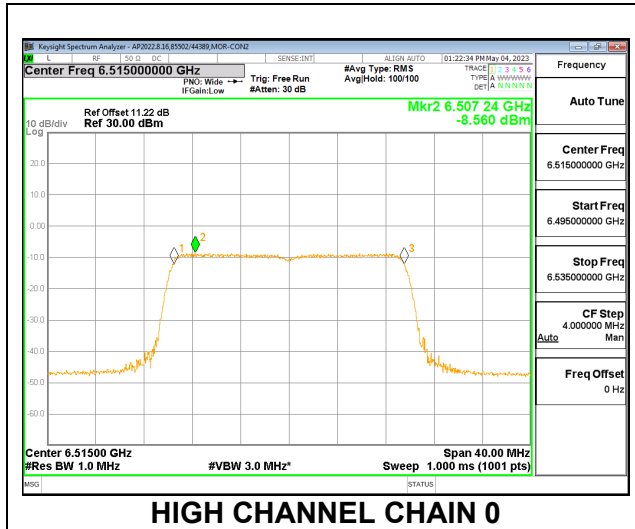
LOW



MID



HIGH



9.2.8. 802.11ax HE40 MODE 2TX IN THE UNII-6 BAND

2TX CHAIN 0 + CHAIN 1 CDD OFDMA MODE: 484T – LOW POWER INDOOR

Test Engineer:	85502/44389, 27465/44389, 84740/44389
Test Date:	2023-04-25, 2023-04-26, 2023-05-04

Bandwidth, Antenna Gain and Limits

Channel	Frequency (MHz)	Directional Gain for Power (dBi)	Directional Gain for PSD (dBi)	e.i.r.p. Power Limit (dBm)	PSD Limit (dBm)
Low (RU 65)	6445	-0.73	2.27	24.00	-1.00
Mid (RU 65)	6485	-0.73	2.27	24.00	-1.00
High (RU 65)	6525	-0.73	2.27	24.00	-1.00

Duty Cycle CF (dB)	0.00	Included in Calculations of Corr'd PSD
---------------------------	------	---

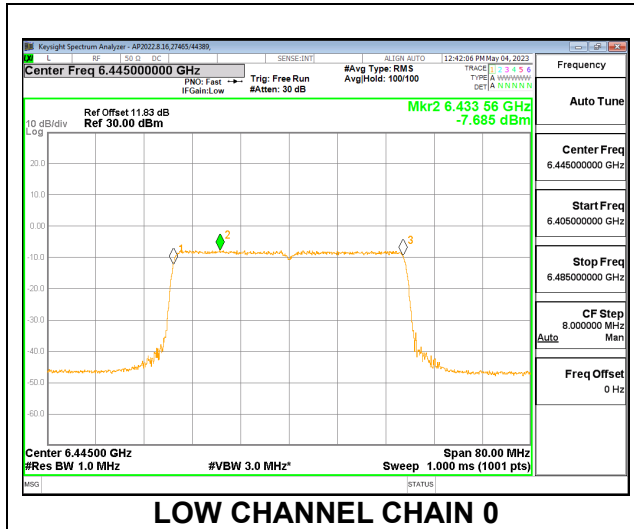
Output Power Results

Channel	Frequency (MHz)	Chain 0 Meas Power (dBm)	Chain 1 Meas Power (dBm)	Total Corr'd EIRP (dBm)	Power Limit EIRP (dBm)	Power Margin (dB)
Low (RU 65)	6445	6.68	7.20	9.23	24.00	-14.77
Mid (RU 65)	6485	6.20	7.55	9.21	24.00	-14.79
High (RU 65)	6525	6.00	7.63	9.17	24.00	-14.83

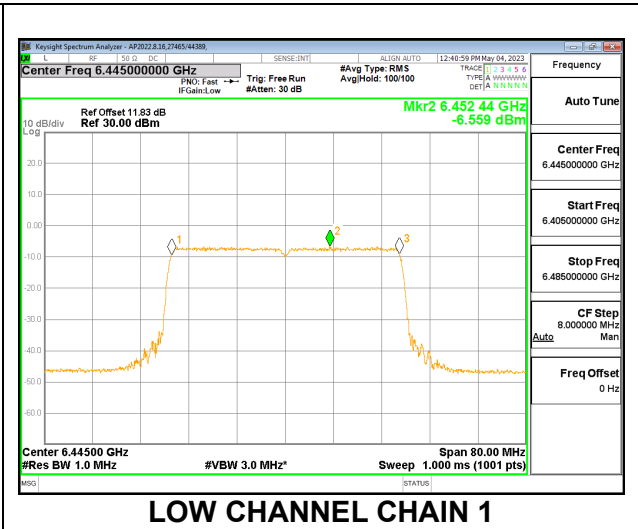
PSD Results

Channel	Frequency (MHz)	Chain 0 Meas PSD (dBm)	Chain 1 Meas PSD (dBm)	Total Corr'd EIRP PSD (dBm)	PSD Limit (dBm)	PSD Margin (dB)
Low (RU 65)	6445	-7.69	-6.56	-1.81	-1.00	-0.81
Mid (RU 65)	6485	-8.07	-6.41	-1.88	-1.00	-0.88
High (RU 65)	6525	-8.28	-6.39	-1.95	-1.00	-0.95

LOW

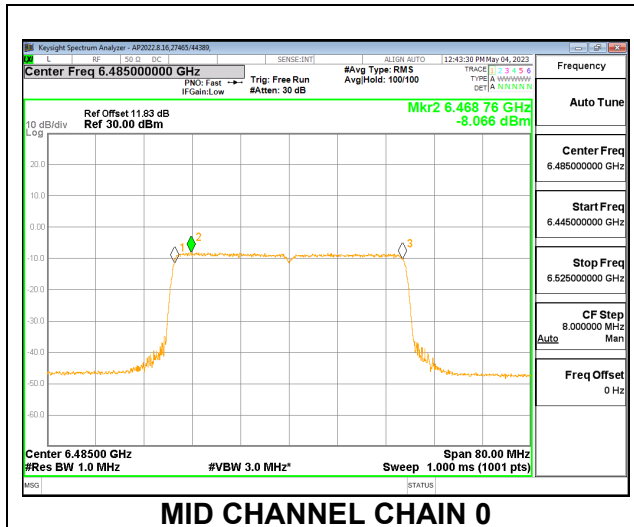


LOW CHANNEL CHAIN 0

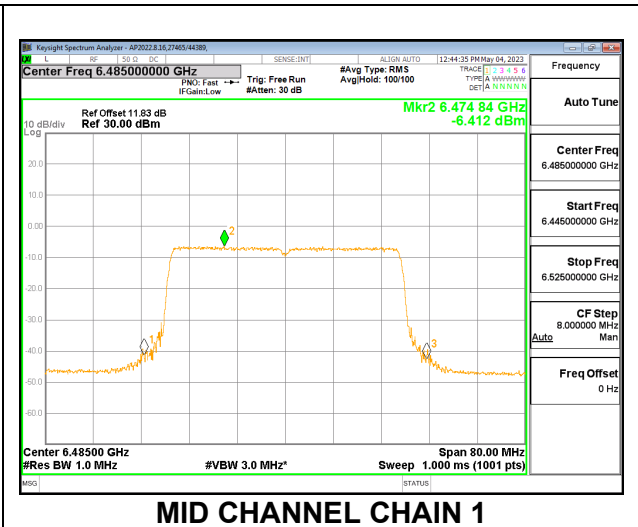


LOW CHANNEL CHAIN 1

MID

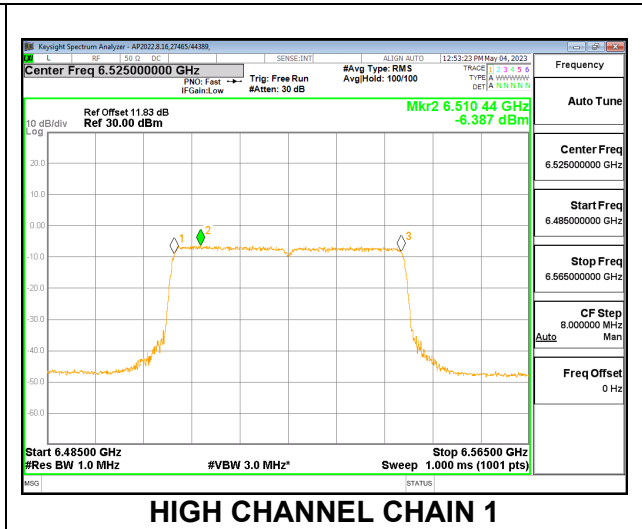
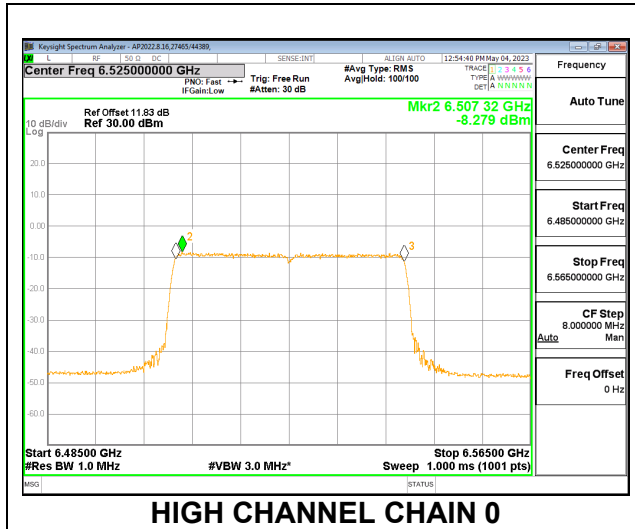


MID CHANNEL CHAIN 0



MID CHANNEL CHAIN 1

HIGH



9.2.9. 802.11ax HE80 MODE 2TX IN THE UNII-6 BAND

2TX CHAIN 0 + CHAIN 1 CDD OFDMA MODE: 996T – LOW POWER INDOOR

Test Engineer:	85502/44389, 27465/44389, 84740/44389
Test Date:	2023-04-25, 2023-04-26, 2023-05-04

Bandwidth, Antenna Gain and Limits

Channel	Frequency (MHz)	Directional Gain for Power (dBi)	Directional Gain for PSD (dBi)	e.i.r.p. Power Limit (dBm)	PSD Limit (dBm)
Low (RU 67)	6465	-0.73	2.27	24.00	-1.00
High (RU 67)	6545	-0.73	2.27	24.00	-1.00

Duty Cycle CF (dB)	0.00	Included in Calculations of Corr'd PSD
---------------------------	------	---

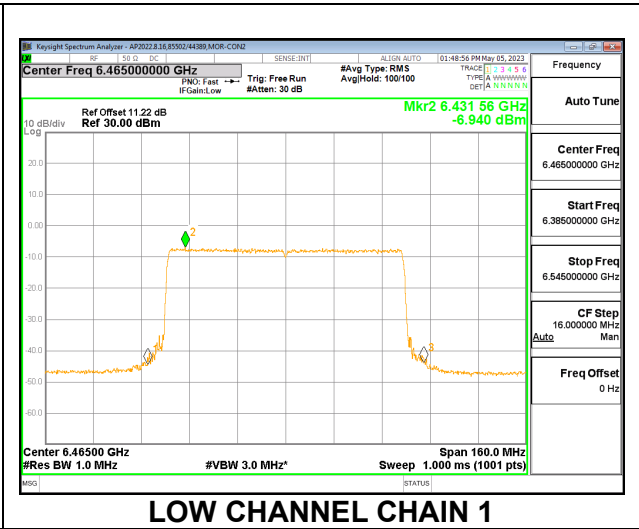
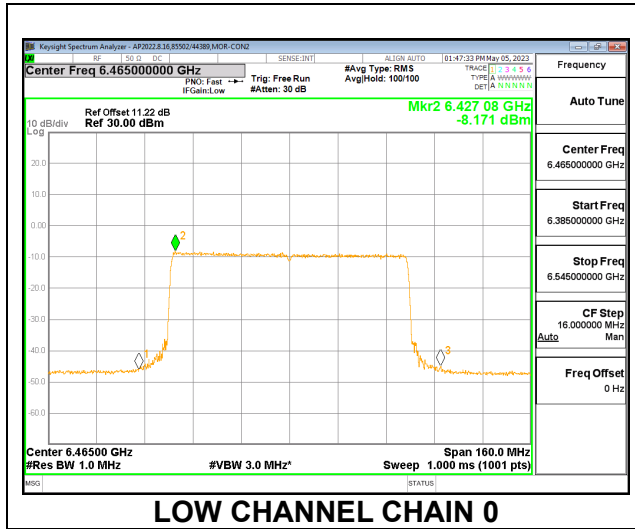
Output Power Results

Channel	Frequency (MHz)	Chain 0 Meas Power (dBm)	Chain 1 Meas Power (dBm)	Total Corr'd EIRP (dBm)	Power Limit EIRP (dBm)	Power Margin (dB)
Low (RU 67)	6465	9.08	10.68	12.23	24.00	-11.77
High (RU 67)	6545	8.72	10.38	11.91	24.00	-12.09

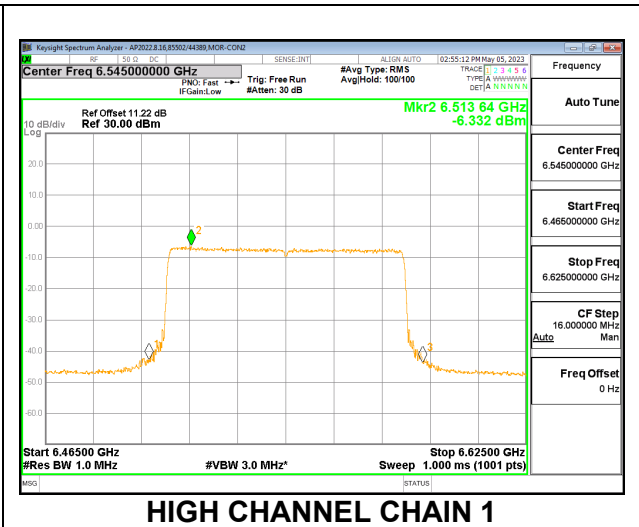
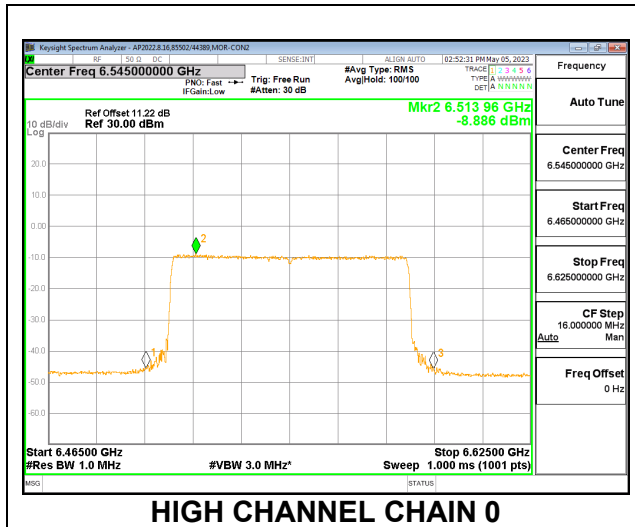
PSD Results

Channel	Frequency (MHz)	Chain 0 Meas PSD (dBm)	Chain 1 Meas PSD (dBm)	Total Corr'd EIRP PSD (dBm)	PSD Limit (dBm)	PSD Margin (dB)
Low (RU 67)	6465	-8.17	-6.94	-2.23	-1.00	-1.23
High (RU 67)	6545	-8.89	-6.33	-2.14	-1.00	-1.14

LOW



HIGH



9.2.10. 802.11ax HE160 MODE 2TX IN THE UNII-6 BAND

2TX CHAIN 0 + CHAIN 1 CDD OFDMA MODE: 2x 996T – LOW POWER INDOOR

Test Engineer:	85502/44389, 27465/44389, 84740/44389
Test Date:	2023-04-25, 2023-04-26, 2023-05-04

Bandwidth, Antenna Gain and Limits

Channel	Frequency (MHz)	Directional Gain for Power (dBi)	Directional Gain for PSD (dBi)	e.i.r.p. Power Limit (dBm)	PSD Limit (dBm)
Low (RU 68)	6505	-0.73	2.27	24.00	-1.00

Duty Cycle CF (dB)	0.00	Included in Calculations of Corr'd PSD
---------------------------	------	---

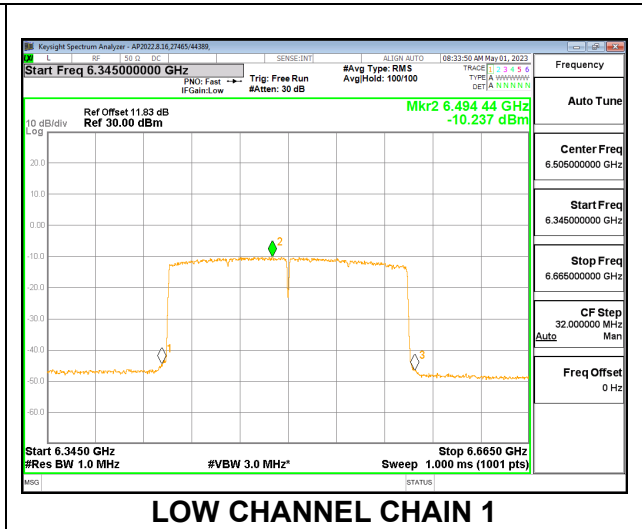
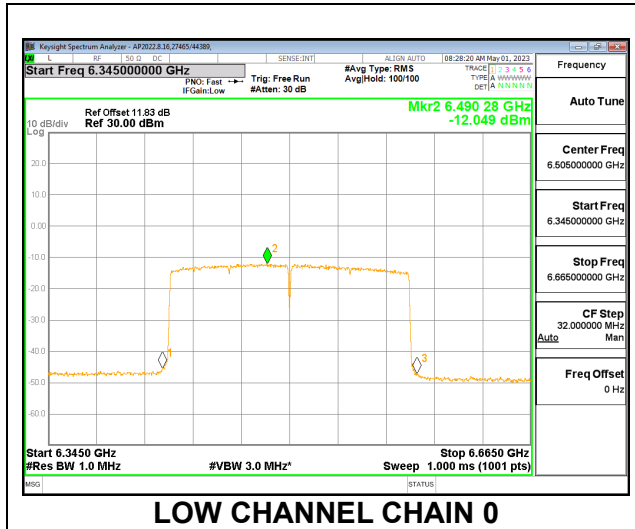
Output Power Results

Channel	Frequency (MHz)	Chain 0 Meas Power (dBm)	Chain 1 Meas Power (dBm)	Total Corr'd EIRP (dBm)	Power Limit EIRP (dBm)	Power Margin (dB)
Low (RU 68)	6505	8.98	10.43	12.05	24.00	-11.95

PSD Results

Channel	Frequency (MHz)	Chain 0 Meas PSD (dBm)	Chain 1 Meas PSD (dBm)	Total Corr'd EIRP PSD (dBm)	PSD Limit (dBm)	PSD Margin (dB)
Low (RU 68)	6505	-12.05	-10.24	-5.77	-1.00	-4.77

LOW



9.2.11. 802.11a MODE 2TX IN THE UNII-7 BAND

2TX CHAIN 0 + CHAIN 1 CDD OFDMA MODE – STANDARD POWER

Test Engineer:	85502/44389, 27465/44389, 84740/44389
Test Date:	2023-04-25, 2023-04-26, 2023-05-04

Bandwidth, Antenna Gain and Limits

Channel	Frequency (MHz)	Directional Gain for Power (dBi)	Directional Gain for PSD (dBi)	e.i.r.p. Power Limit (dBm)	PSD Limit (dBm)
Low	6535	-0.73	2.27	30.00	17.00
Mid	6715	-0.73	2.27	30.00	17.00
High	6855	-0.73	2.27	30.00	17.00

Duty Cycle CF (dB)	0.19	Included in Calculations of Corr'd PSD
---------------------------	------	--

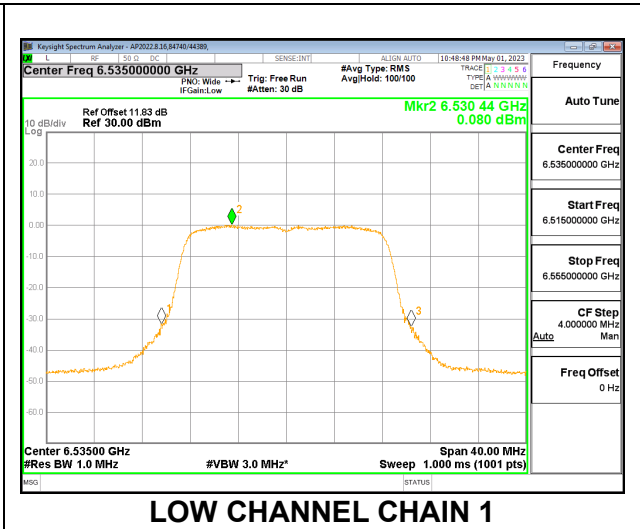
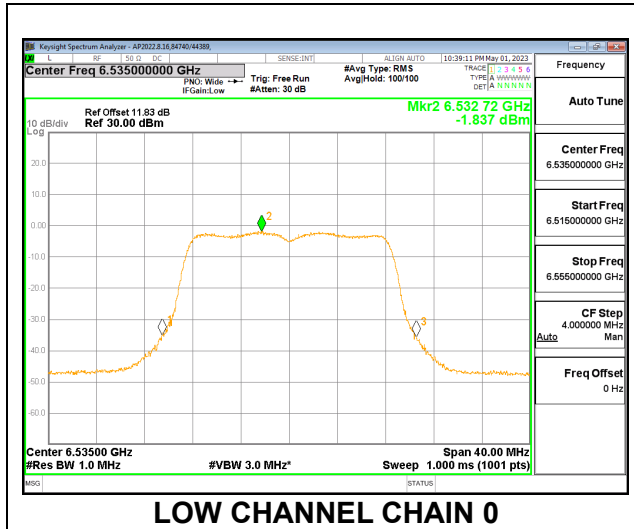
Output Power Results

Channel	Frequency (MHz)	Chain 0 Meas Power (dBm)	Chain 1 Meas Power (dBm)	Total Corr'd EIRP (dBm)	Power Limit EIRP (dBm)	Power Margin (dB)
Low	6535	8.69	10.55	12.00	30.00	-18.00
Mid	6715	9.11	9.91	11.81	30.00	-18.19
High	6855	9.98	9.81	12.18	30.00	-17.82

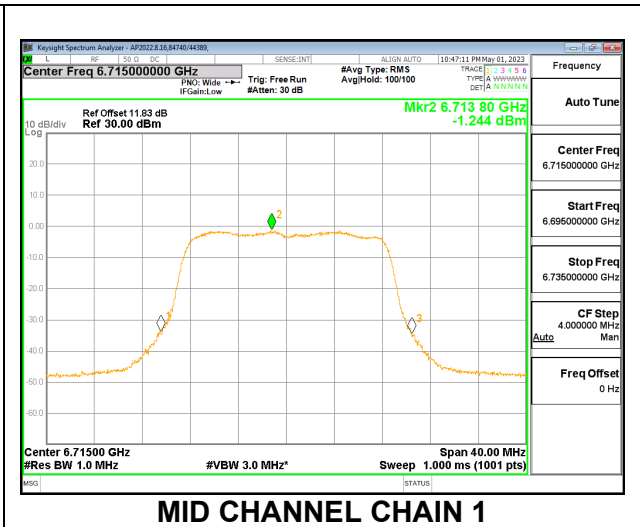
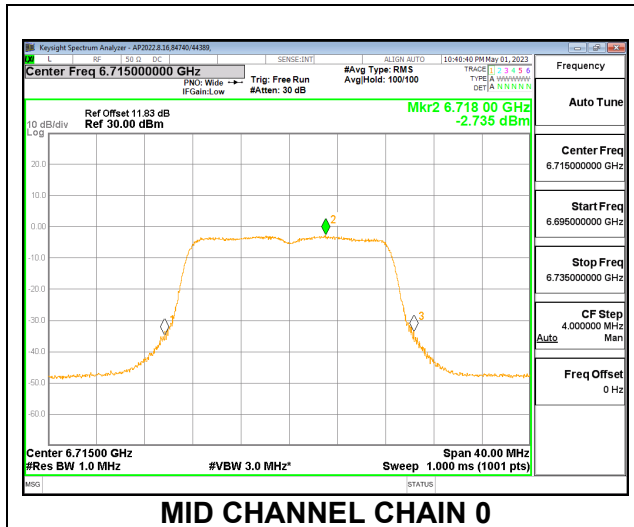
PSD Results

Channel	Frequency (MHz)	Chain 0 Meas PSD (dBm)	Chain 1 Meas PSD (dBm)	Total Corr'd EIRP PSD (dBm)	PSD Limit (dBm)	PSD Margin (dB)
Low	6535	-1.84	0.08	4.70	17.00	-12.30
Mid	6715	-2.74	-1.24	3.54	17.00	-13.46
High	6855	-1.64	-1.19	4.06	17.00	-12.94

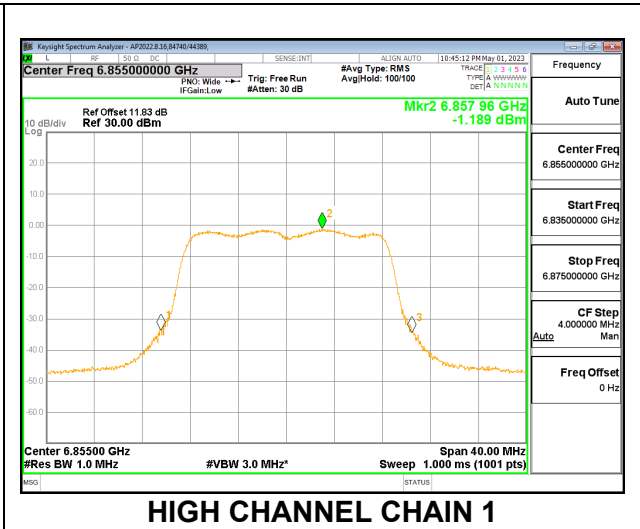
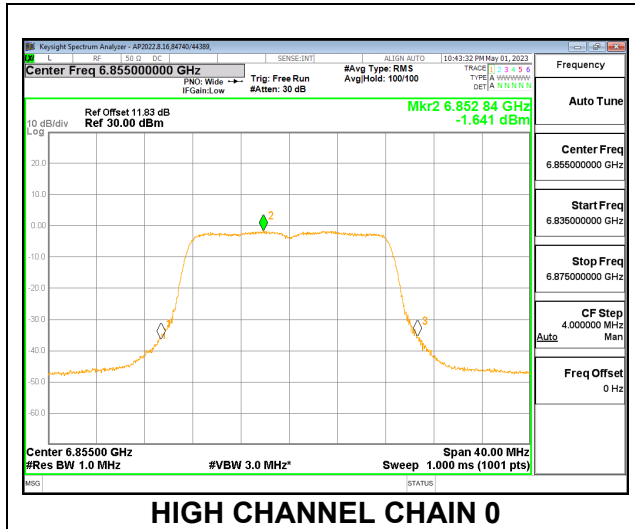
LOW



MID



HIGH



2TX CHAIN 0 + CHAIN 1 CDD OFDMA MODE – LOW POWER INDOOR

Test Engineer:	84740/44389
Test Date:	2023-05-03

Bandwidth, Antenna Gain and Limits

Channel	Frequency (MHz)	Directional Gain for Power (dBi)	Directional Gain for PSD (dBi)	e.i.r.p. Power Limit (dBm)	PSD Limit (dBm)
Low	6535	-0.73	2.27	24.00	-1.00
Mid	6715	-0.73	2.27	24.00	-1.00
High	6855	-0.73	2.27	24.00	-1.00

Duty Cycle CF (dB)	0.19	Included in Calculations of Corr'd PSD
---------------------------	------	---

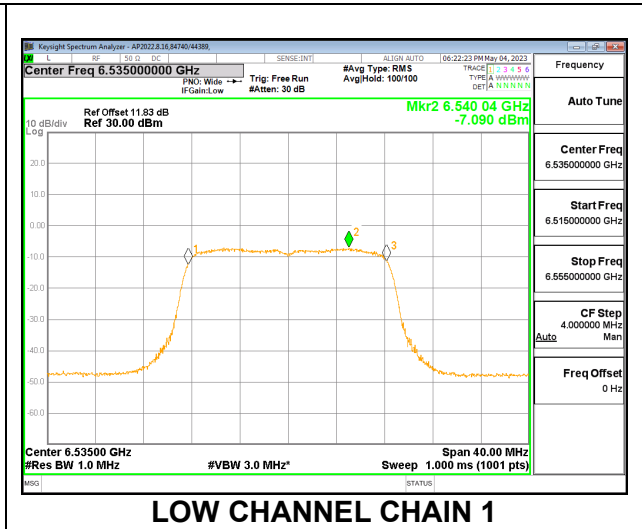
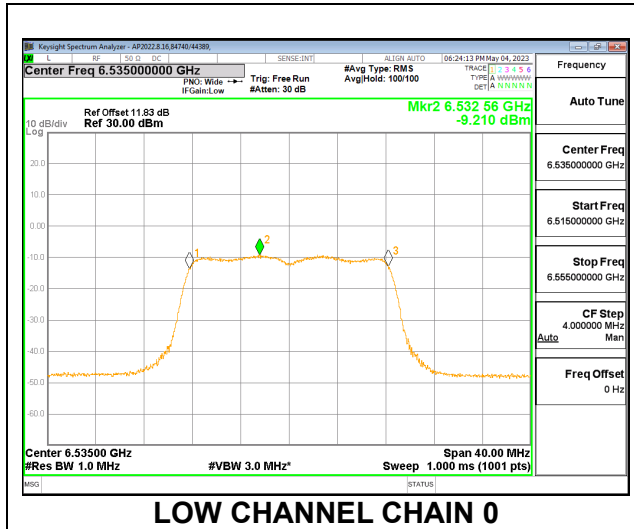
Output Power Results

Channel	Frequency (MHz)	Chain 0 Meas Power (dBm)	Chain 1 Meas Power (dBm)	Total Corr'd EIRP (dBm)	Power Limit EIRP (dBm)	Power Margin (dB)
Low	6535	1.30	3.94	5.10	24.00	-18.90
Mid	6715	2.65	3.63	5.45	24.00	-18.55
High	6855	3.14	3.05	5.38	24.00	-18.62

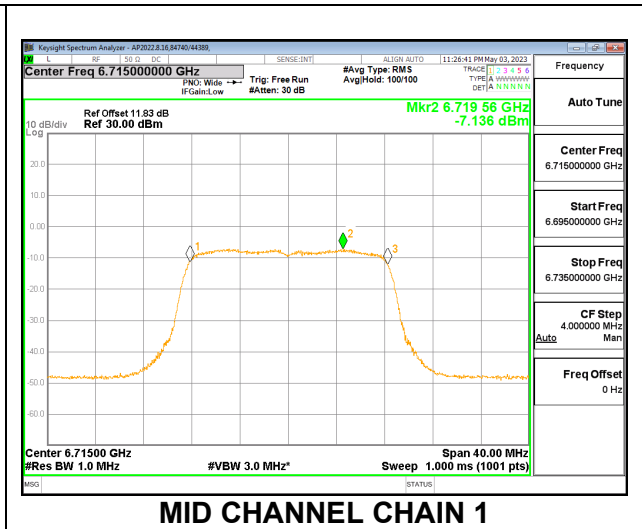
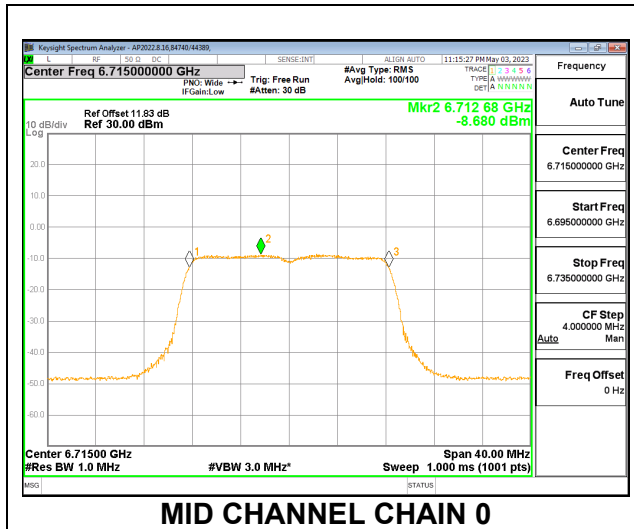
PSD Results

Channel	Frequency (MHz)	Chain 0 Meas PSD (dBm)	Chain 1 Meas PSD (dBm)	Total Corr'd EIRP PSD (dBm)	PSD Limit (dBm)	PSD Margin (dB)
Low	6535	-9.21	-7.09	-2.55	-1.00	-1.55
Mid	6715	-8.68	-7.14	-2.37	-1.00	-1.37
High	6855	-7.51	-7.29	-1.92	-1.00	-0.92

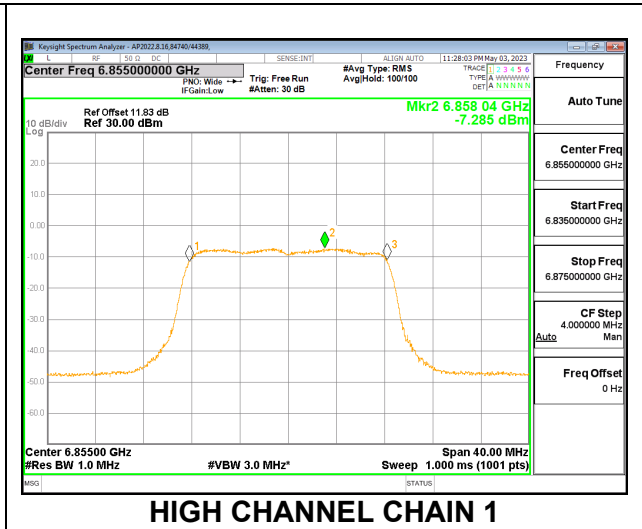
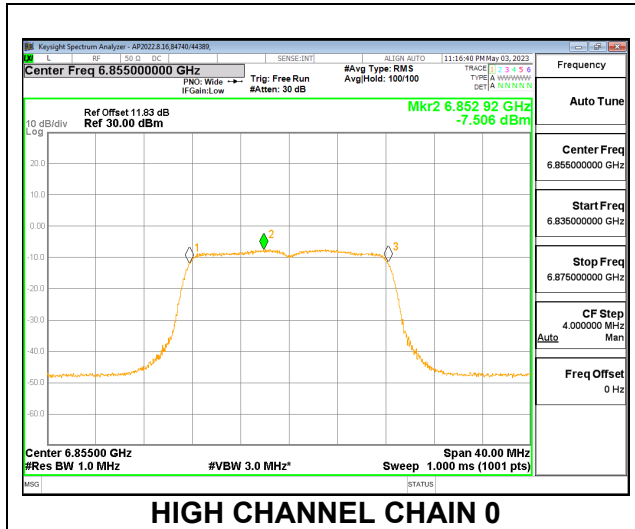
LOW



MID



HIGH



9.2.12. 802.11ax HE20 MODE 2TX IN THE UNII-7 BAND

2TX CHAIN 0 + CHAIN 1 CDD OFDMA MODE: 26T – STANDARD POWER

Test Engineer:	85502/44389, 27465/44389, 84740/44389
Test Date:	2023-04-25, 2023-04-26, 2023-05-04

Bandwidth, Antenna Gain and Limits

Channel	Frequency (MHz)	Directional Gain for Power (dBi)	Directional Gain for PSD (dBi)	e.i.r.p. Power Limit (dBm)	PSD Limit (dBm)
Low (RU0)	6535	-0.73	2.27	30.00	17.00
Mid (RU4)	6715	-0.73	2.27	30.00	17.00
High (RU0)	6855	-0.73	2.27	30.00	17.00

Duty Cycle CF (dB)	0.00	Included in Calculations of Corr'd PSD
---------------------------	------	---

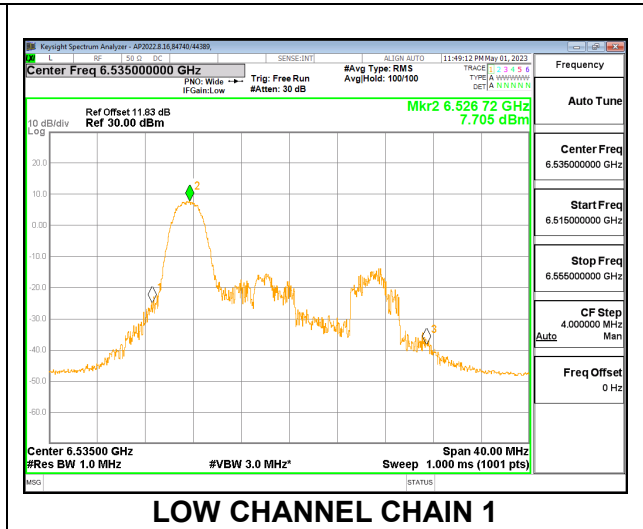
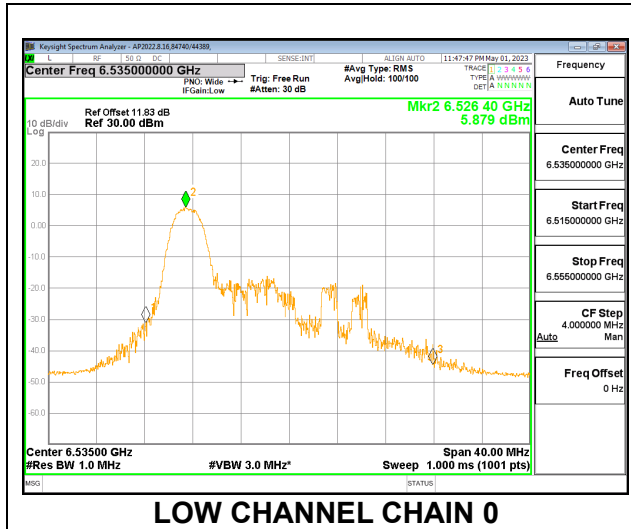
Output Power Results

Channel	Frequency (MHz)	Chain 0 Meas Power (dBm)	Chain 1 Meas Power (dBm)	Total Corr'd EIRP (dBm)	Power Limit EIRP (dBm)	Power Margin (dB)
Low (RU0)	6535	8.22	10.77	11.96	30.00	-18.04
Mid (RU4)	6715	8.77	10.44	11.97	30.00	-18.03
High (RU0)	6855	9.86	9.52	11.97	30.00	-18.03

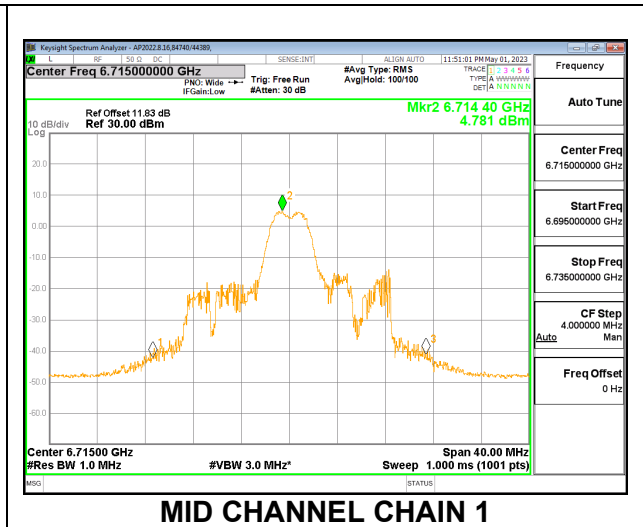
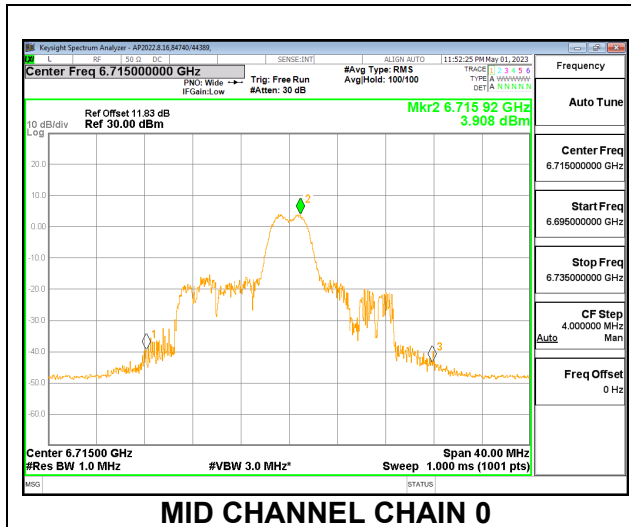
PSD Results

Channel	Frequency (MHz)	Chain 0 Meas PSD (dBm)	Chain 1 Meas PSD (dBm)	Total Corr'd EIRP PSD (dBm)	PSD Limit (dBm)	PSD Margin (dB)
Low (RU0)	6535	5.88	7.71	12.17	17.00	-4.83
Mid (RU4)	6715	3.91	4.78	9.65	17.00	-7.35
High (RU0)	6855	6.85	6.47	11.95	17.00	-5.05

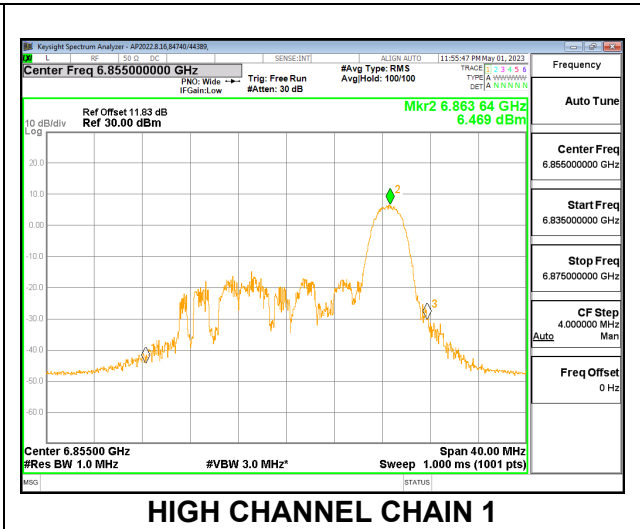
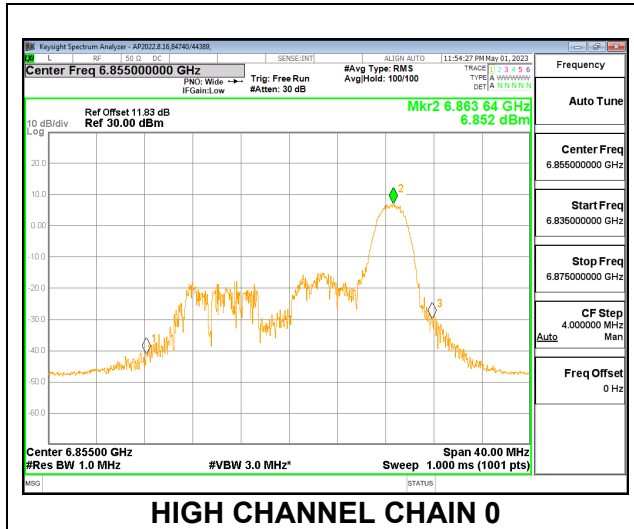
LOW



MID



HIGH



2TX CHAIN 0 + CHAIN 1 CDD OFDMA MODE: 26T – LOW POWER INDOOR

Test Engineer:	85502/44389, 27465/44389, 84740/44389
Test Date:	2023-04-25, 2023-04-26, 2023-05-04

Bandwidth, Antenna Gain and Limits

Channel	Frequency (MHz)	Directional Gain for Power (dBi)	Directional Gain for PSD (dBi)	e.i.r.p. Power Limit (dBm)	PSD Limit (dBm)
Low (RU0)	6535	-0.73	2.27	24.00	-1.00
Mid (RU4)	6715	-0.73	2.27	24.00	-1.00
High (RU8)	6855	-0.73	2.27	24.00	-1.00

Duty Cycle CF (dB)	0.00	Included in Calculations of Corr'd PSD
---------------------------	------	---

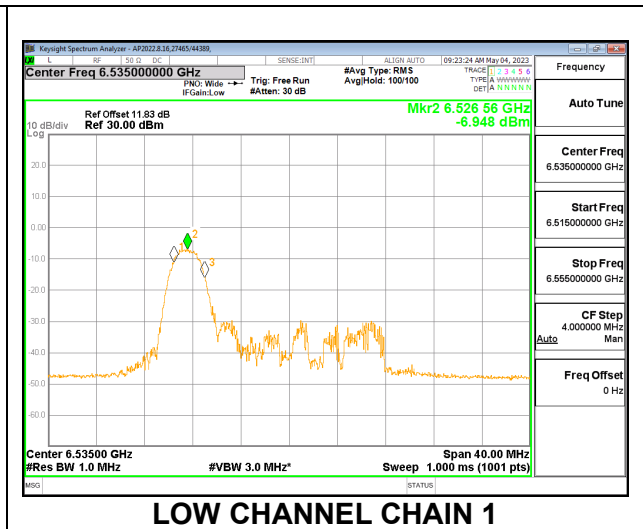
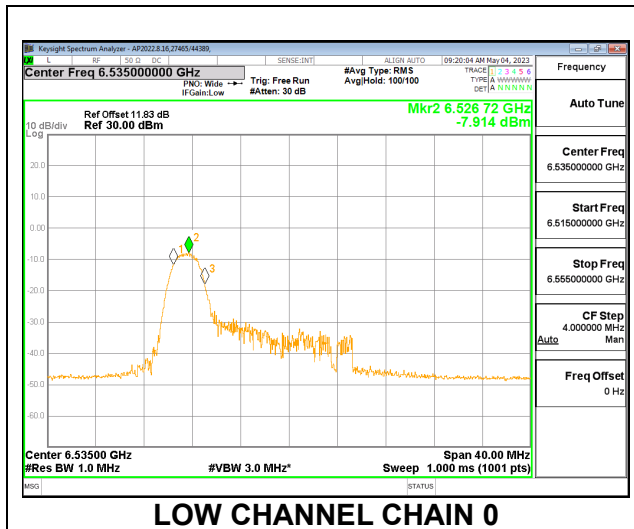
Output Power Results

Channel	Frequency (MHz)	Chain 0 Meas Power (dBm)	Chain 1 Meas Power (dBm)	Total Corr'd EIRP (dBm)	Power Limit EIRP (dBm)	Power Margin (dB)
Low (RU0)	6535	-5.00	-4.04	-2.21	24.00	-26.21
Mid (RU4)	6715	-5.06	-3.25	-1.78	24.00	-25.78
High (RU8)	6855	-3.54	-4.82	-1.85	24.00	-25.85

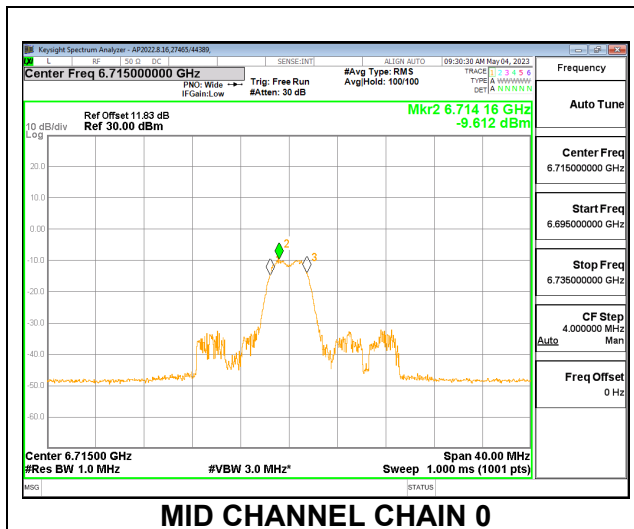
PSD Results

Channel	Frequency (MHz)	Chain 0 Meas PSD (dBm)	Chain 1 Meas PSD (dBm)	Total Corr'd EIRP PSD (dBm)	PSD Limit (dBm)	PSD Margin (dB)
Low (RU0)	6535	-7.91	-6.95	-2.12	-1.00	-1.12
Mid (RU4)	6715	-9.61	-7.96	-3.43	-1.00	-2.43
High (RU8)	6855	-6.28	-7.70	-1.65	-1.00	-0.65

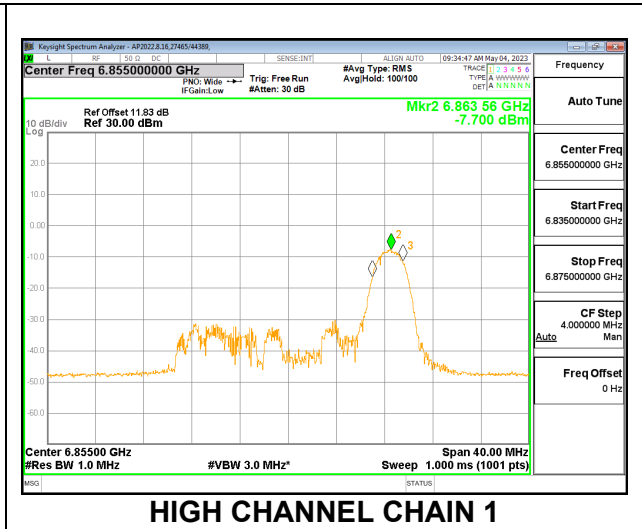
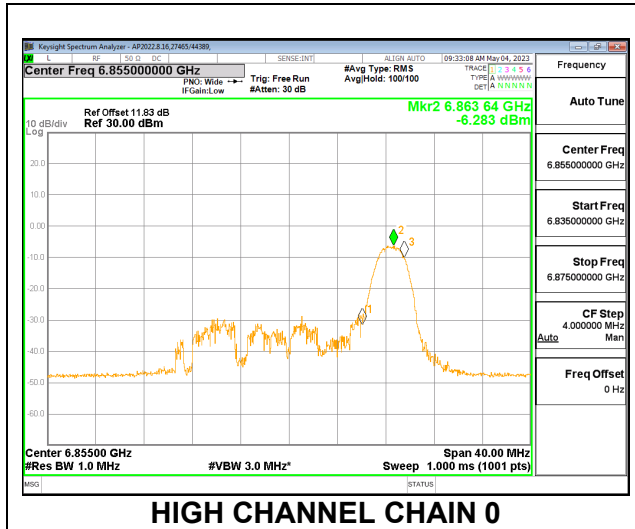
LOW



MID



HIGH



2TX CHAIN 0 + CHAIN 1 CDD OFDMA MODE: 52T – STANDARD POWER

Test Engineer:	85502/44389, 27465/44389, 84740/44389
Test Date:	2023-04-25, 2023-04-26, 2023-05-04

Bandwidth, Antenna Gain and Limits

Channel	Frequency (MHz)	Directional Gain for Power (dBi)	Directional Gain for PSD (dBi)	e.i.r.p. Power Limit (dBm)	PSD Limit (dBm)
Low (RU37)	6535	-0.73	2.27	30.00	17.00
Mid (RU38)	6715	-0.73	2.27	30.00	17.00
High (RU40)	6855	-0.73	2.27	30.00	17.00

Duty Cycle CF (dB)	0.00	Included in Calculations of Corr'd PSD
---------------------------	------	---

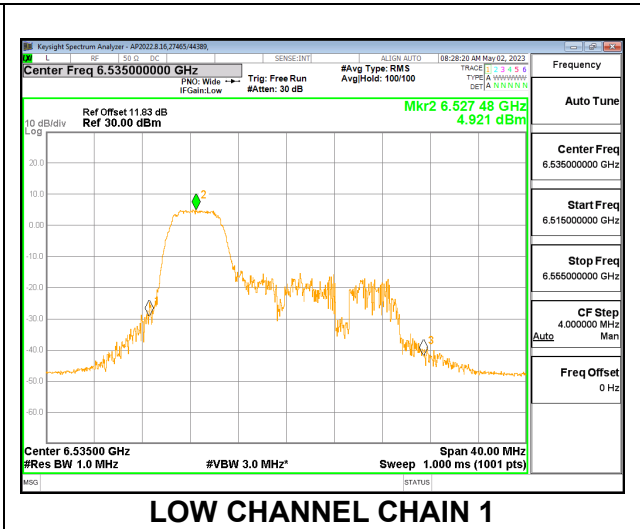
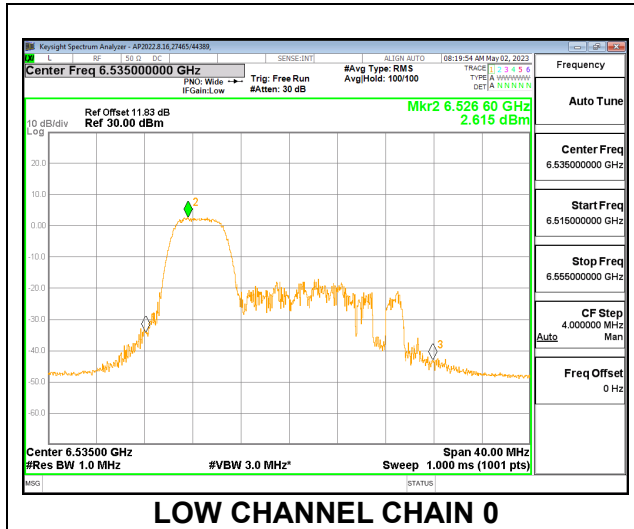
Output Power Results

Channel	Frequency (MHz)	Chain 0 Meas Power (dBm)	Chain 1 Meas Power (dBm)	Total Corr'd EIRP (dBm)	Power Limit EIRP (dBm)	Power Margin (dB)
Low (RU37)	6535	8.17	10.67	11.88	30.00	-18.12
Mid (RU38)	6715	8.92	10.48	12.05	30.00	-17.95
High (RU40)	6855	9.65	9.40	11.81	30.00	-18.19

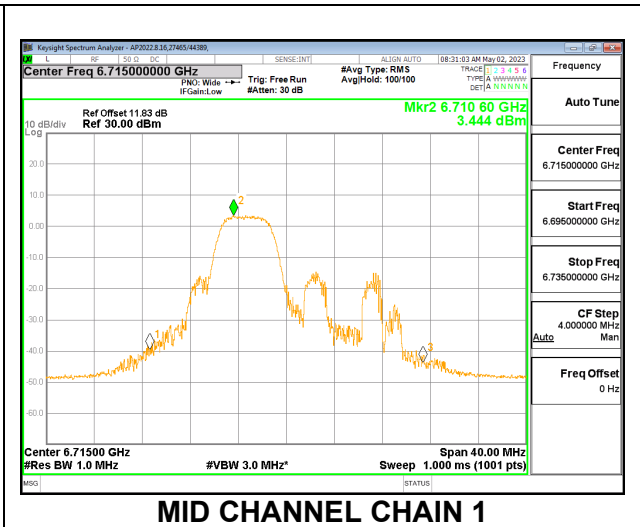
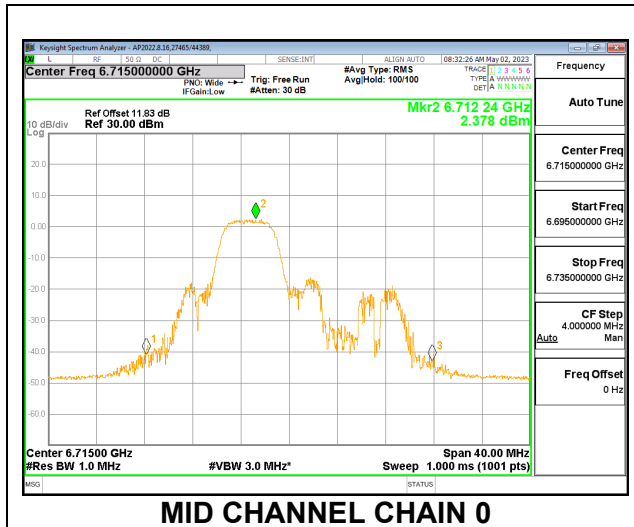
PSD Results

Channel	Frequency (MHz)	Chain 0 Meas PSD (dBm)	Chain 1 Meas PSD (dBm)	Total Corr'd EIRP PSD (dBm)	PSD Limit (dBm)	PSD Margin (dB)
Low (RU37)	6535	2.62	4.92	9.20	17.00	-7.80
Mid (RU38)	6715	2.38	3.44	8.22	17.00	-8.78
High (RU40)	6855	4.01	3.28	8.94	17.00	-8.06

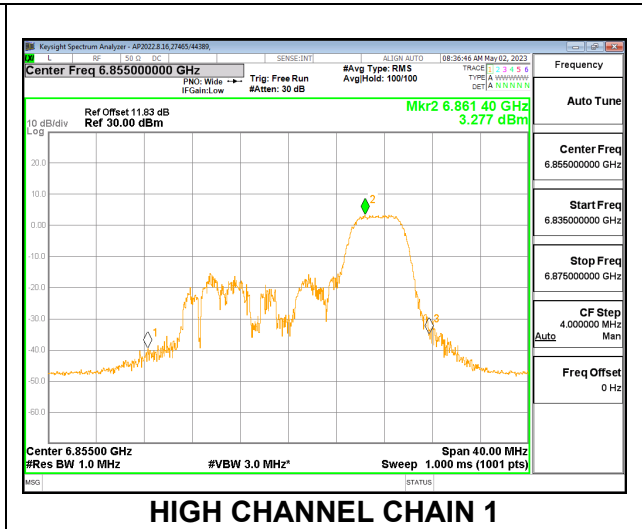
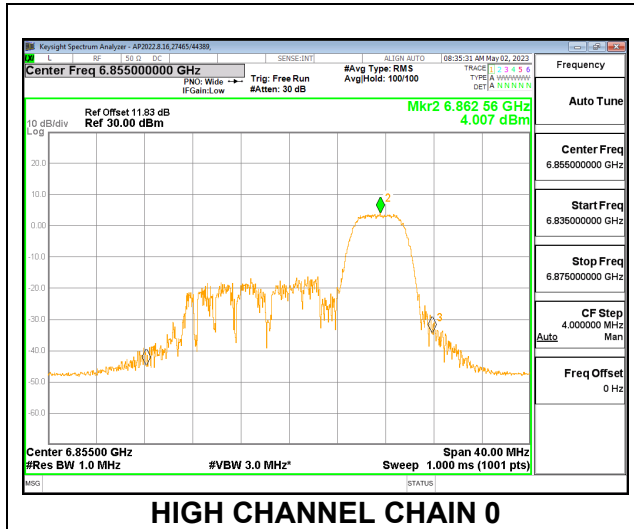
LOW



MID



HIGH



2TX CHAIN 0 + CHAIN 1 CDD OFDMA MODE: 52T – LOW POWER INDOOR

Test Engineer:	85502/44389, 27465/44389, 84740/44389
Test Date:	2023-04-25, 2023-04-26, 2023-05-04

Bandwidth, Antenna Gain and Limits

Channel	Frequency (MHz)	Directional Gain for Power (dBi)	Directional Gain for PSD (dBi)	e.i.r.p. Power Limit (dBm)	PSD Limit (dBm)
Low (RU37)	6535	-0.73	2.27	24.00	-1.00
Mid (RU38)	6715	-0.73	2.27	24.00	-1.00
High (RU40)	6865	-0.73	2.27	24.00	-1.00

Duty Cycle CF (dB)	0.00	Included in Calculations of Corr'd PSD
---------------------------	------	---

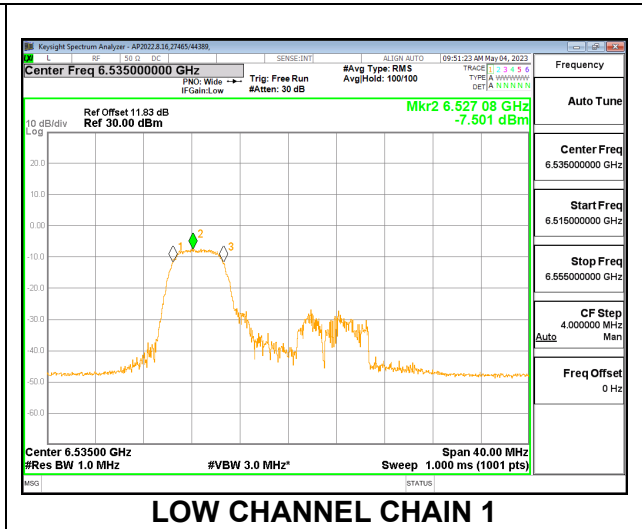
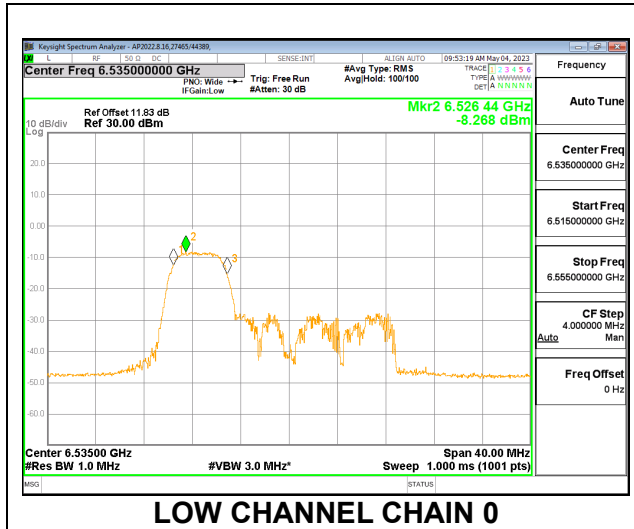
Output Power Results

Channel	Frequency (MHz)	Chain 0 Meas Power (dBm)	Chain 1 Meas Power (dBm)	Total Corr'd EIRP (dBm)	Power Limit EIRP (dBm)	Power Margin (dB)
Low (RU37)	6535	-2.73	-1.86	0.01	24.00	-23.99
Mid (RU38)	6715	-3.62	-1.61	-0.22	24.00	-24.22
High (RU40)	6855	-1.78	-2.95	-0.05	24.00	-24.05

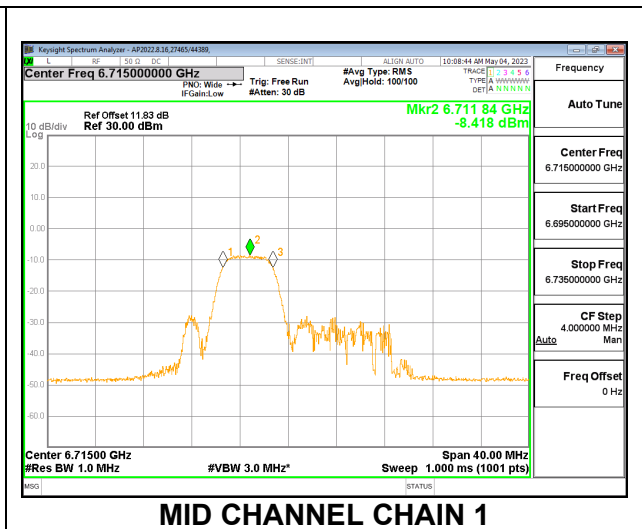
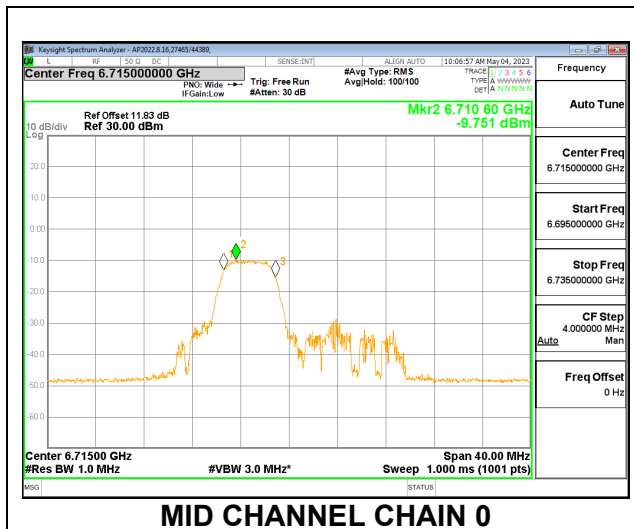
PSD Results

Channel	Frequency (MHz)	Chain 0 Meas PSD (dBm)	Chain 1 Meas PSD (dBm)	Total Corr'd EIRP PSD (dBm)	PSD Limit (dBm)	PSD Margin (dB)
Low (RU37)	6535	-8.27	-7.50	-2.59	-1.00	-1.59
Mid (RU38)	6715	-9.75	-8.42	-3.75	-1.00	-2.75
High (RU40)	6855	-7.04	-8.64	-2.49	-1.00	-1.49

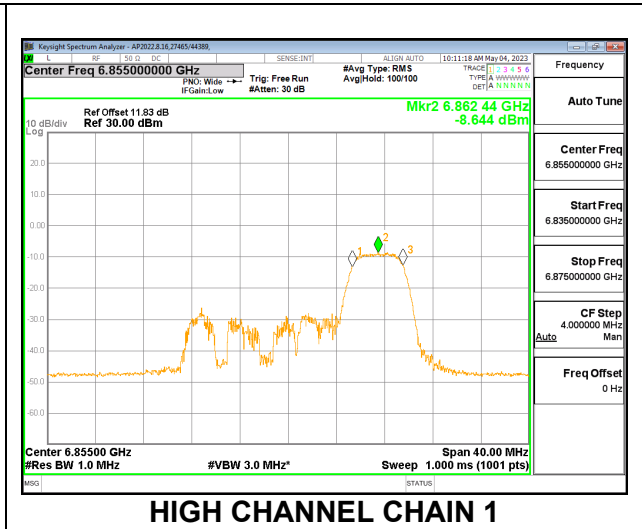
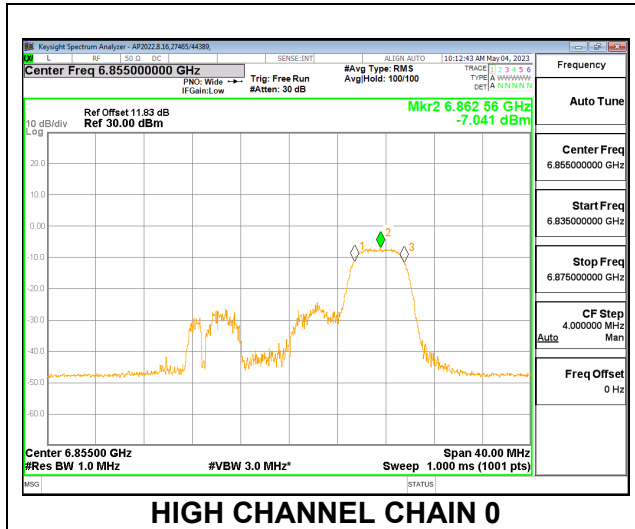
LOW



MID



HIGH



2TX CHAIN 0 + CHAIN 1 CDD OFDMA MODE: 106T – STANDARD POWER

Test Engineer:	85502/44389, 27465/44389, 84740/44389
Test Date:	2023-04-25, 2023-04-26, 2023-05-04

Bandwidth, Antenna Gain and Limits

Channel	Frequency (MHz)	Directional Gain for Power (dBi)	Directional Gain for PSD (dBi)	e.i.r.p. Power Limit (dBm)	PSD Limit (dBm)
Low (RU53)	6535	-0.73	2.27	30.00	17.00
Mid (RU53)	6715	-0.73	2.27	30.00	17.00
High (RU54)	6855	-0.73	2.27	30.00	17.00

Duty Cycle CF (dB)	0.00	Included in Calculations of Corr'd PSD
---------------------------	------	---

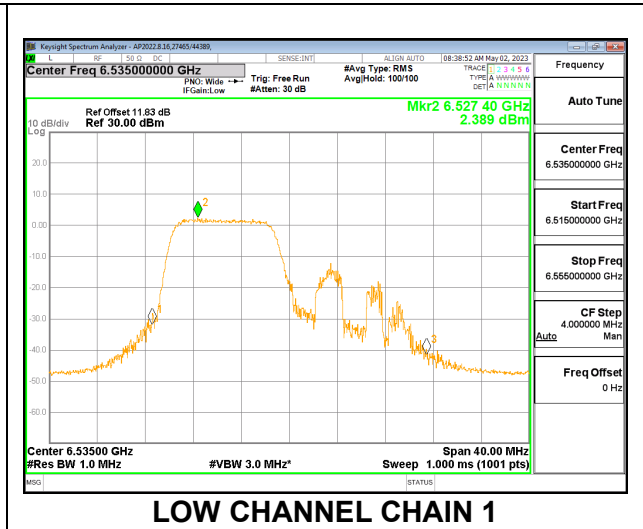
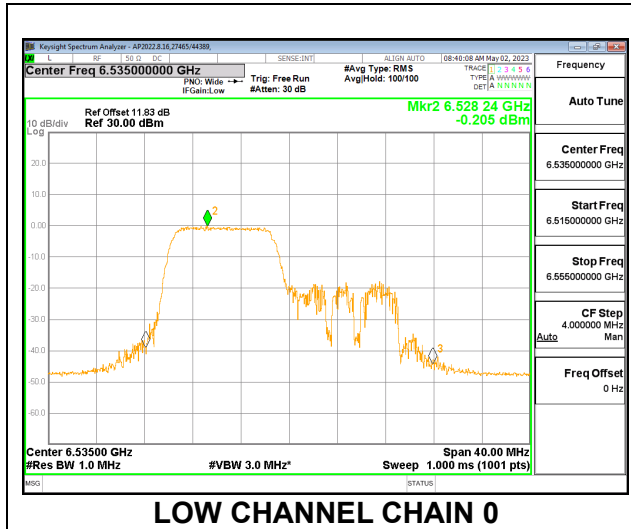
Output Power Results

Channel	Frequency (MHz)	Chain 0 Meas Power (dBm)	Chain 1 Meas Power (dBm)	Total Corr'd EIRP (dBm)	Power Limit EIRP (dBm)	Power Margin (dB)
Low (RU53)	6535	8.14	10.61	11.83	30.00	-18.17
Mid (RU53)	6715	9.02	10.76	12.26	30.00	-17.74
High (RU54)	6855	9.71	9.49	11.88	30.00	-18.12

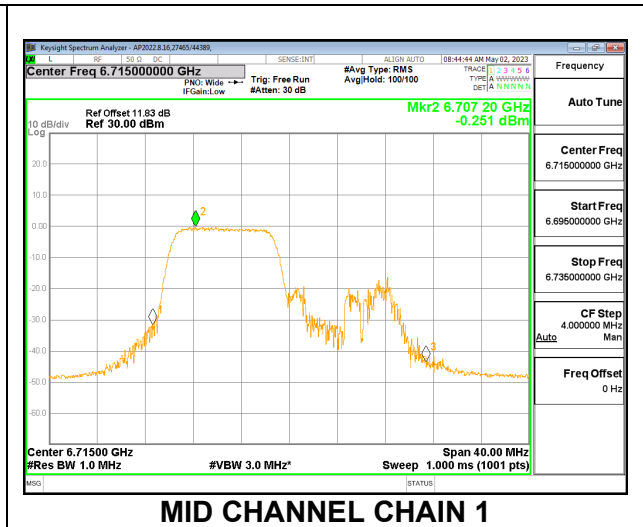
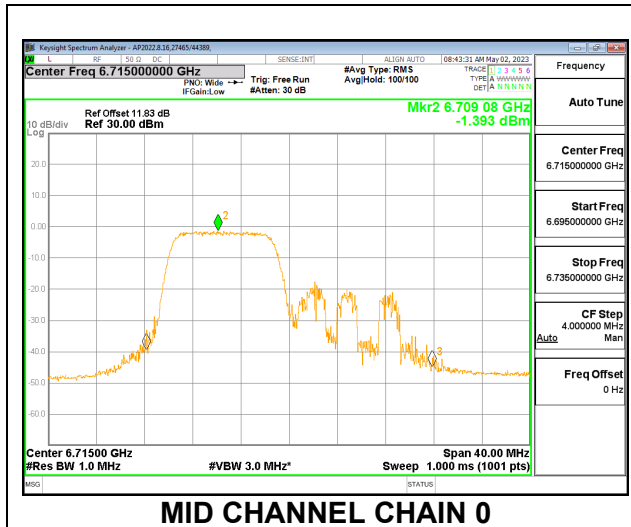
PSD Results

Channel	Frequency (MHz)	Chain 0 Meas PSD (dBm)	Chain 1 Meas PSD (dBm)	Total Corr'd EIRP PSD (dBm)	PSD Limit (dBm)	PSD Margin (dB)
Low (RU53)	6535	-0.21	2.39	6.56	17.00	-10.44
Mid (RU53)	6715	-1.39	-0.25	4.50	17.00	-12.50
High (RU54)	6855	0.65	0.27	5.74	17.00	-11.26

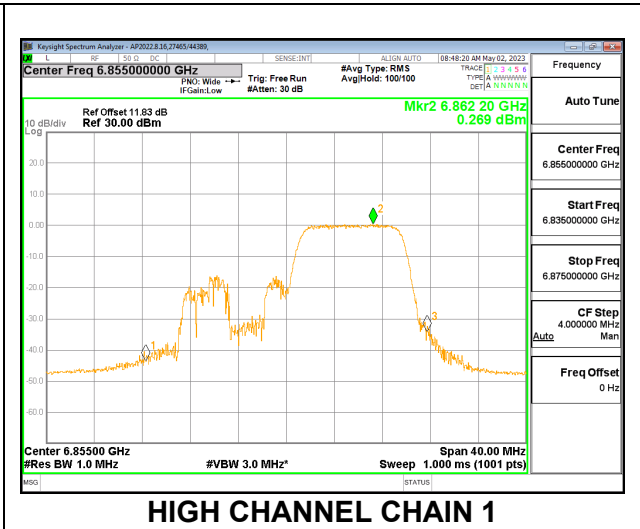
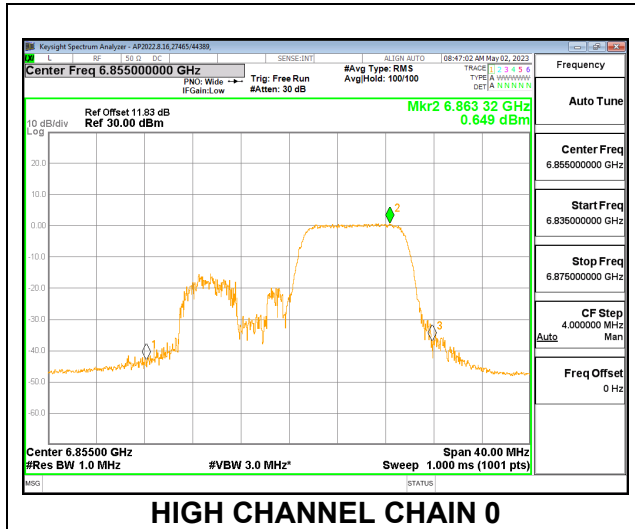
LOW



MID



HIGH



2TX CHAIN 0 + CHAIN 1 CDD OFDMA MODE: 106T – LOW POWER INDOOR

Test Engineer:	85502/44389, 27465/44389, 84740/44389
Test Date:	2023-04-25, 2023-04-26, 2023-05-04

Bandwidth, Antenna Gain and Limits

Channel	Frequency (MHz)	Directional Gain for Power (dBi)	Directional Gain for PSD (dBi)	e.i.r.p. Power Limit (dBm)	PSD Limit (dBm)
Low (RU53)	6535	-0.73	2.27	24.00	-1.00
Mid (RU53)	6715	-0.73	2.27	24.00	-1.00
High (RU54)	6865	-0.73	2.27	24.00	-1.00

Duty Cycle CF (dB)	0.00	Included in Calculations of Corr'd PSD
---------------------------	------	---

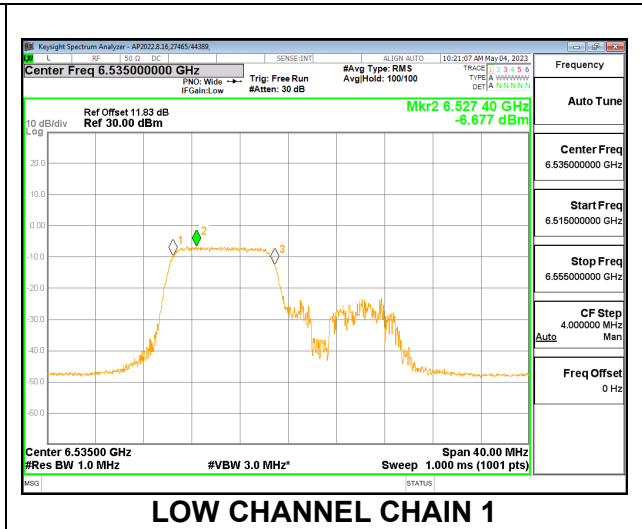
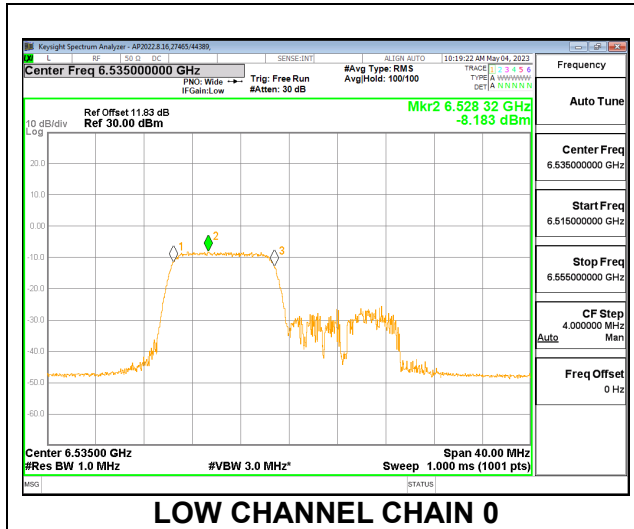
Output Power Results

Channel	Frequency (MHz)	Chain 0 Meas Power (dBm)	Chain 1 Meas Power (dBm)	Total Corr'd EIRP (dBm)	Power Limit EIRP (dBm)	Power Margin (dB)
Low (RU53)	6535	0.26	1.49	3.20	24.00	-20.80
Mid (RU53)	6715	-0.36	1.65	3.04	24.00	-20.96
High (RU54)	6855	1.25	-0.02	2.94	24.00	-21.06

PSD Results

Channel	Frequency (MHz)	Chain 0 Meas PSD (dBm)	Chain 1 Meas PSD (dBm)	Total Corr'd EIRP PSD (dBm)	PSD Limit (dBm)	PSD Margin (dB)
Low (RU53)	6535	-8.18	-6.68	-2.08	-1.00	-1.08
Mid (RU53)	6715	-9.35	-7.45	-3.01	-1.00	-2.01
High (RU54)	6855	-6.65	-8.48	-2.19	-1.00	-1.19

LOW



MID

