



1. Appendix: UNLICENSED BAND SETUP PHOTOS(Conducted Test)

1) CONDUCTED RF MEASUREMENT SETUP (BLE)





2) CONDUCTED RF MEASUREMENT SETUP (Bluetooth)




2. Appendix: UNLICENSED BAND SETUP PHOTOS(Radiated Test)

1) RADIATED RF MEASUREMENT SETUP (BELOW 1 GHz)




2) RADIATED RF MEASUREMENT SETUP (ABOVE 1 GHz)

ABOVE 1 GHz FRONT TEST PHOTO



ABOVE 1 GHz REAR TEST PHOTO



3) **RADIATED RF MEASUREMENT SETUP (WPT)**


FACE ON FRONT TEST PHOTO

Test Case 2_ Charging from EUT(Charging from TA) to S-Pen
Position



FACE OFF FRONT TEST PHOTO


Test Case 2_ Charging from EUT(Charging from TA) to S-Pen
Position




FACE ON FRONT TEST PHOTO
Test Case 5_ Charging from EUT to S-Pen through Display Scan




FACE OFF FRONT TEST PHOTO
Test Case 5_ Charging from EUT to S-Pen through Display Scan



4) RADIATED RF MEASUREMENT SET-UP (Axis)



Z AXIS PHOTO



5) AC LINE CONDUCTED MEASUREMENT SETUP

AC LINE CONDUCTED FRONT TEST PHOTO



AC LINE CONDUCTED REAR TEST PHOTO



AC LINE CONDUCTED FRONT TEST PHOTO
Test Case 2_ Charging from EUT(Charging from TA) to S-Pen
Position



AC LINE CONDUCTED REAR TEST PHOTO
Test Case 2_ Charging from EUT(Charging from TA) to S-Pen
Position



END OF TEST PHOTO