

cDASY6 Module WPT Measurement Report

Device under test

Model / Manufacturer:

Serial number:

Dimensions:

Measurement scenario:

Hardware setup

DASY version:
cDASY6 Module WPT, 1.2.0.8

Notebook version:
1.2.5

Probe model / serial number:
Single Probe with reference / WP000107

Scan setup

Type:
Static

Resolution:
X: 7.00 mm, Y: 7.00 mm, Z: 7.00 mm

Dimensions:
X: 182.00 mm, Y: 182.00 mm, Z: 7.00 mm

Completed on:
2023/05/18 18:09:52

Measurement results

Maximum H-field:
71.19 mA/m (rms)

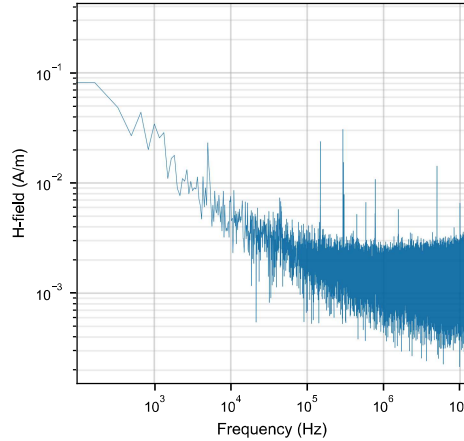
Location of maximum relative to DUT:
X: -42.00 mm, Y: -56.00 mm, Z: 7.00 mm

Maximum H-field (x, y, z):
77.91 mA/m, 5.04 mA/m, 63.77 mA/m

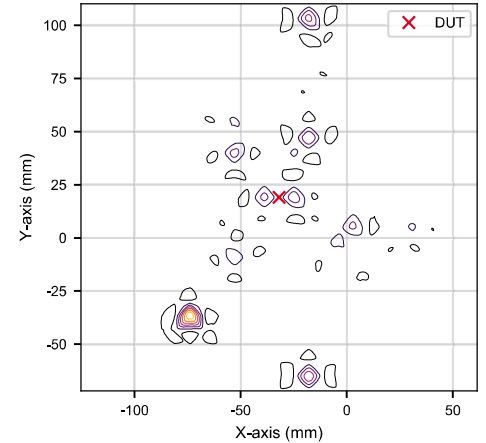
Peak frequency:
561.30 kHz (median)

Distance to -20.0 dB boundary:
7.00 mm

H-field magnitude at maximum



H-field magnitude at lowest plane



Induced quantities in the anatomical model (f = 561.00 kHz, $\sigma = 0.355$ S/m, reconstruction error = 165.4%)

Spacing (mm)	Peak Hinc (A/m, rms)	Peak Eind (V/m, rms)		Peak Jind (A/m ² , rms)	psSAR (mW/kg)			-20 dB radius (mm)
		Cube avg.	Line avg.	Surface avg.	1g avg.	10g avg.		
0 *	0.062	< 0.001	< 0.001	< 0.001	< 0.001	< 0.001	32.0	

Standard compliance evaluation

Spacing (mm)	ICNIRP 2020 (dB)			ICNIRP 1998 (dB)			IEEE 2019 (dB)			FCC 2020 (dB)			HC Code 6 (dB)		
	Peak Hinc (RL)	Peak Eind (BR)	psSAR (BR)	Peak Hinc (RL)	Peak Jind (BR)	psSAR (BR)	Peak Hinc (RL)	Peak Eind (BR)	psSAR (BR)	Peak Hinc (RL)	Peak Eind (BR)	psSAR (BR)	Peak Hinc (RL)	Peak Eind (BR)	psSAR (BR)
0 *	9.12	-84.7	-88.4	25.7	-62.5	-88.4	-8.30	-87.8	-88.4	16.1	-84.5	-81.9	25.7	-84.5	-81.9

Standard compliance evaluation (coverage factor-adjusted) (Coefficients: $w_{EC} = 3.0$, $w_{EI} = 2.0$, $w_J = 1.0$, $w_{SAR1g} = 1.0$, $w_{SAR10g} = 1.0$)

Spacing (mm)	ICNIRP 2020 (dB)		ICNIRP 1998 (dB)		IEEE 2019 (dB)		FCC 2020 (dB)		HC Code 6 (dB)	
	Peak Eind (BR)	psSAR (BR)	Peak Jind (BR)	psSAR (BR)	Peak Eind (BR)	psSAR (BR)	Peak Eind (BR)	psSAR (BR)	Peak Eind (BR)	psSAR (BR)
0 *	-79.0	-90.3	-66.3	-90.3	-85.6	-90.3	-78.9	-83.8	-78.9	-83.8

cDASY6 Module WPT Measurement Report

Device under test

Model / Manufacturer:

Serial number:

Dimensions:

Measurement scenario:

Hardware setup

DASY version:
cDASY6 Module WPT, 1.2.0.8

Notebook version:
1.2.5

Probe model / serial number:
Single Probe with reference / WP000107

Scan setup

Type:
Static

Resolution:
X: 7.00 mm, Y: 7.00 mm, Z: 7.00 mm

Dimensions:
X: 182.00 mm, Y: 182.00 mm, Z: 7.00 mm

Completed on:
2023/04/12 20:23:42

Measurement results

Maximum H-field:
134.70 mA/m (rms)

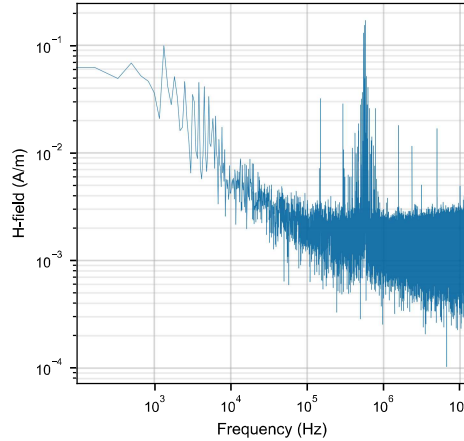
Location of maximum relative to DUT:
X: 56.00 mm, Y: 56.00 mm, Z: 7.00 mm

Maximum H-field (x, y, z):
72.25 mA/m, 141.88 mA/m, 188.45 mA/m

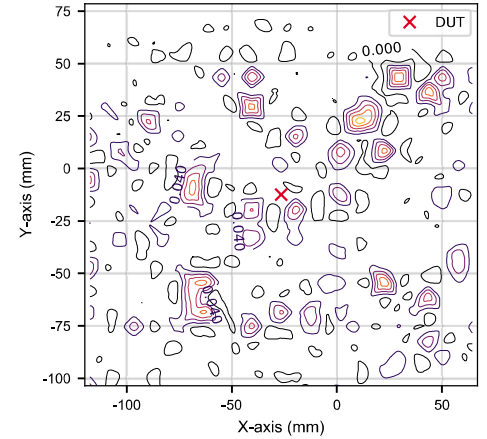
Peak frequency:
560.30 kHz (median)

Distance to -20.0 dB boundary:
7.00 mm

H-field magnitude at maximum



H-field magnitude at lowest plane



Induced quantities in the anatomical model (f = 560.00 kHz, $\sigma = 0.355$ S/m, reconstruction error = 267.1%)

Spacing (mm)	Peak Hinc (A/m, rms)	Peak Eind (V/m, rms)		Peak Jind (A/m ² , rms)	psSAR (mW/kg)			-20 dB radius (mm)
		Cube avg.	Line avg.	Surface avg.	1g avg.	10g avg.		
0 *	0.204	0.002	0.002	< 0.001	< 0.001	< 0.001	69.2	

Standard compliance evaluation

Spacing (mm)	ICNIRP 2020 (dB)			ICNIRP 1998 (dB)			IEEE 2019 (dB)			FCC 2020 (dB)			HC Code 6 (dB)		
	Peak Hinc (RL)	Peak Eind (BR)	psSAR (BR)	Peak Hinc (RL)	Peak Jind (BR)	psSAR (BR)	Peak Hinc (RL)	Peak Eind (BR)	psSAR (BR)	Peak Hinc (RL)	Peak Eind (BR)	psSAR (BR)	Peak Hinc (RL)	Peak Eind (BR)	psSAR (BR)
0 *	-0.614	-70.0	-80.3	16.0	-49.1	-80.3	-18.0	-73.2	-80.3	8.20	-70.1	-75.6	15.9	-70.1	-75.6

Standard compliance evaluation (coverage factor-adjusted) (Coefficients: $w_{Ec} = 3.0$, $w_{EJ} = 2.0$, $w_J = 1.0$, $w_{SAR1g} = 1.0$, $w_{SAR10g} = 1.0$)

Spacing (mm)	ICNIRP 2020 (dB)		ICNIRP 1998 (dB)		IEEE 2019 (dB)		FCC 2020 (dB)		HC Code 6 (dB)	
	Peak Eind (BR)	psSAR (BR)	Peak Jind (BR)	psSAR (BR)	Peak Eind (BR)	psSAR (BR)	Peak Eind (BR)	psSAR (BR)	Peak Eind (BR)	psSAR (BR)
0 *	-57.6	-78.9	-46.3	-78.9	-64.4	-78.9	-57.7	-74.2	-57.7	-74.2