

- APPENDIX A. Test Setup Photographs -

<<Conducted Disturbance –Front>>

- Mode 1



- Mode 2



- Mode 3



- Mode 4



<<Conducted Disturbance – Rear >>

- Mode 1



- Mode 2



- Mode 3




- Mode 4



<<Radiated Disturbance for Below 1 GHz –Front>>


- Mode 1~2



- Mode 3




- Mode 4




<<Radiated Disturbance for Below 1 GHz –Rear>>


- Mode 1~2



- Mode 3




- Mode 4




<<Radiated Disturbance for Above 1 GHz –Front>>


- Mode 1~2



- Mode 3



- Mode 4




<<Radiated Disturbance for Above 1 GHz –Rear>>

- Mode 1~2



- Mode 3



- Mode 4



-- End of page --