

FCC UNII REPORT

Certification

Applicant Name:
SAMSUNG Electronics Co., Ltd.

Address:
129, Samsung-ro, Yeongtong-gu, Suwon-si,
Gyeonggi-do, 16677, Rep. of Korea

Date of Issue:
July 24, 2023

Test Site/Location:
74, Seoicheon-ro 578 beon-gil, Majang-myeon, Icheon-si,
Gyeonggi-do, 17383 KOREA

Report No.: HCT-RF-2307-FC029

FCC ID: A3LSMX610

APPLICANT: SAMSUNG Electronics Co., Ltd.

Full test (Because of changing target power)
- 802.11ax(HE20): Ch. 48, Ch. 100, Ch. 132 Mode
- 802.11ax(HE40): Ch. 46, Ch. 102, Ch. 134 Mode
- 802.11ax(HE80): Ch. 42, Ch. 106, Ch. 138 Mode

According to the Evaluation report, all of the data contained herein is reused from the reference FCC ID : A3LSMX616B report.

Model: SM-X610
Additional Model: -
EUT Type: Tablet
Modulation type OFDMA,OFDM
FCC Classification: Unlicensed National Information Infrastructure(NII)
FCC Rule Part(s): Part 15.407

Engineering Statement:

The measurements shown in this report were made in accordance with the procedures indicated, and the emissions from this equipment were found to be within the limits applicable. I assume full responsibility for the accuracy and completeness of these measurements, and for the qualifications of all persons taking them. It is further stated that upon the basis of the measurements made, the equipment tested is capable of operation in accordance with the requirements of the FCC Rules under normal use and maintenance.

Report No.: HCT-RF-2307-FC029

REVIEWED BY



Report prepared by : Sang Hoon Lee
Engineer of Telecommunication Testing Center

Report approved by : Jong Seok Lee
Manager of Telecommunication Testing Center

This test results were applied only to the test methods required by the standard.

This laboratory is not accredited for the test results marked *.

The above Test Report is the accredited test result by (KS Q) ISO/IEC 17025 and KOLAS(Korea Laboratory Accreditation Scheme), which signed the ILAC-MRA. (HCT Accreditation No.: KT197)

* The report shall not be reproduced except in full(only partly) without approval of the laboratory.

Version

TEST REPORT NO.	DATE	DESCRIPTION
HCT-RF-2307-FC029	July 24, 2023	- First Approval Report

Table of Contents

REVIEWED BY	2
1. GENERAL INFORMATION	6
EUT DESCRIPTION	6
ANTENNA CONFIGURATIONS	7
2. MAXIMUM OUTPUT POWER.....	9
3. TEST METHODOLOGY	10
EUT CONFIGURATION	10
EUT EXERCISE	10
GENERAL TEST PROCEDURES	10
DESCRIPTION OF TEST MODES	10
4. INSTRUMENT CALIBRATION.....	11
5. FACILITIES AND ACCREDITATIONS	11
5.1 FACILITIES	11
5.2 EQUIPMENT	11
6. ANTENNA REQUIREMENTS	11
7. MEASUREMENT UNCERTAINTY	12
8. DESCRIPTION OF TESTS.....	13
9. SUMMARY OF TEST RESULTS	31
10. TEST RESULT	32
10.1 DUTY CYCLE.....	32
10.2 26 dB BANDWIDTH & 99% BANDWIDTH	34
10.2.1 SISO Ant. 2	34
10.2.2 MIMO Ant. 1	43
10.2.3 MIMO Ant. 2.....	51
10.3 6 dB BANDWIDTH	59
10.3.1 SISO Ant. 2	59
10.3.2 MIMO Ant. 1	63
10.3.3 MIMO Ant. 2.....	66
10.4 OUTPUT POWER MEASUREMENT	69
10.4.1 SISO Ant. 2	69
10.4.2 MIMO(Ant 1 + Ant 2)	77
10.5 POWER SPECTRAL DENSITY	85
10.5.1 SISO Ant. 2	85
10.5.2 MIMO(Ant 1 +Ant 2)	94
10.6 STRADDLE CHANNEL	103
10.6.1 26 dB Bandwidth	103
10.6.1.1 SISO Ant. 2.....	103
10.6.1.2 MIMO Ant. 1	106
10.6.1.3 MIMO Ant. 2	109
10.6.2 6 dB Bandwidth	112
10.6.2.1 SISO Ant. 2.....	112
10.6.2.2 MIMO Ant. 1	115
10.6.2.3 MIMO Ant. 2	118
10.6.3 Output Power.....	121
10.6.3.1 SISO Ant. 2.....	121
10.6.3.2 MIMO Ant. 1	124
10.6.3.3 MIMO Ant. 2	127
10.6.4 Power Spectral Density	130
10.6.4.1 SISO Ant. 2.....	130
10.6.4.2 MIMO Ant. 1	133
10.6.4.3 MIMO Ant. 2	136
10.7 RADIATED SPURIOUS EMISSIONS (9 kHz – 1 GHz).....	139

10.8 RADIATED SPURIOUS EMISSIONS (Above 1 GHz)	1 4 0
10.8.1 802.11ax(HE20)	1 4 0
10.8.2 802.11ax(HE40)	1 4 6
10.8.3 802.11ax(HE80)	1 5 1
10.9 RADIATED RESTRICTED BAND EDGE	1 5 5
10.9.1 MIMO	1 5 5
11. LIST OF TESTEQUIPMENT	1 8 0
12. ANNEX A_ TEST SETUP PHOTO	1 8 2

1. GENERAL INFORMATION

EUT DESCRIPTION

Model	SM-X610	
Additional Model	-	
EUT Type	Tablet	
Power Supply	DC 3.85 V	
Modulation Type	OFDMA,OFDM	
Frequency Range (MHz)	U-NII-1	20 MHz BW : 5180 - 5240 40 MHz BW : 5190 - 5230 80 MHz BW : 5210
	U-NII-2A	20 MHz BW : 5260 - 5320 40 MHz BW : 5270 - 5310 80 MHz BW : 5290
	U-NII-2C	20 MHz BW : 5500 - 5720 40 MHz BW : 5510 - 5710 80 MHz BW : 5530 - 5690
	U-NII-3	20 MHz BW : 5745 - 5825 40 MHz BW : 5755 - 5795 80 MHz BW : 5775
Straddle channel	Supported	
TDWR Band	Supported	
Dynamic Frequency Selection	Slave without radar detection	
Date(s) of Tests	Reuse Data: May 24, 2023 ~ July 24, 2023	
Reuse EUT Serial number	Radiated: R32W500WZGY Conducted : R32W500WZ4A	
Full Test EUT Serial number	Radiated: R32W400HBPD Conducted : R32W400HHRZ	

ANTENNA CONFIGURATIONS

1. Antenna configuration

Configurations	SISO		MIMO	
	Ant.1	Ant.2	CDD	SDM
802.11ax	X	O	X	O

Note:

- (1) O = Support, X = Not Support
- (2) SISO = Single Input Single Output
- (3) SDM = Spatial Diversity Multiplexing
- (4) CDD = Cyclic Delay Diversity

2. This device supports simultaneous transmission operation, which allows for two channels to operate independent of one another in the BT and 5 GHz bands simultaneously on each antenna.

DBS Scenario	2.4 GHz WiFi Ant.1	2.4 GHz WiFi Ant.2	5 GHz WiFi Ant.1	5 GHz WiFi Ant.2	Bluetooth Ant.1	Test Case
Bluetooth ANT.1 + 5 GHz WiFi ANT.2	-	-	-	on	on	Scenario1

Please refer to the [BT], [UNII] Test Report.

3. Directional Gain Calculation

According to KDB 662911 D01 Multiple Transmitter Output v02r01 F) 2) e) (iii)

$$\text{Directional gain} = G_{\max} + 10 \cdot \text{LOG}(N_{\text{ANT}} / N_{\text{SS}})$$

Band	Ant Gain (dBi)		N _{ANT} / N _{SS}	Directional Gain SDM (dBi)
	ANT1	ANT2		
UNII 1	-4.80	-2.17	2 / 2	-2.17
UNII 2A	-5.78	-2.58	2 / 2	-2.58
UNII 2C	-6.25	-2.38	2 / 2	-2.38
UNII 3	-5.00	-2.52	2 / 2	-2.52

Note

According to Ansi C63.10-2013 section 14.4.3, the directional gain is calculated using the formula, where G_n is the gain of the nth antenna and N_{ANT} is the total number of antennas used.

$$\text{Directional gain} = G_{\max} + 10 \cdot \text{LOG}(N_{\text{ANT}} / N_{\text{SS}})$$

Sample Calculation (Conducted Power, MIMO):

Ex) Ant 1 : 11.58 dBm Ant 2 : 12.08 dBm

$$\text{Ant1} + \text{Ant 2} = \text{MIMO}$$

$$(11.58 \text{ dBm} + 12.08 \text{ dBm}) = (14.387 \text{ mW} + 16.143 \text{ mW}) = 30.53 \text{ mW} = 14.88 \text{ dBm}$$

Sample Calculation (E.I.R.P & E.I.R.P Spectral Density, MIMO):

Ex) ANT1 : 15.35 dBm , ANT2 : 15.12 dBm, Directional Gain : 3 dBi

$$\text{Conducted Power} = (15.35 \text{ dBm} + 15.12 \text{ dBm}) = (34.276 \text{ mW} + 32.508 \text{ mW}) = 66.784 \text{ mW} = 18.25 \text{ dBm}$$

$$\text{E.I.R.P} = 18.25 \text{ dBm} + 3 \text{ dBi} = 21.25 \text{ dBm}$$

2. MAXIMUM OUTPUT POWER

The transmitter has a maximum total conducted average output power as follows:

Mode	Band	SISO		MIMO					
		Ant 2 Power		MIMO Ant 1 Power		MIMO Ant 2 Power		(MIMO Ant 1 + MIMO Ant 2) Power	
		(dBm)	(W)	(dBm)	(W)	(dBm)	(W)	(dBm)	(W)
802.11ax (HE20)	UNII1	13.97	0.025	13.60	0.023	14.00	0.025	16.81	0.048
	UNII2A	14.03	0.025	13.80	0.024	14.14	0.026	16.98	0.050
	UNII2C	14.51	0.028	13.63	0.023	13.40	0.022	16.52	0.045
	UNII3	14.47	0.028	13.24	0.021	14.42	0.028	16.88	0.049
802.11ax (HE40)	UNII1	11.92	0.016	12.15	0.016	12.37	0.017	15.27	0.034
	UNII2A	12.07	0.016	11.46	0.014	12.47	0.018	15.00	0.032
	UNII2C	12.95	0.020	12.54	0.018	12.05	0.016	15.31	0.034
	UNII3	12.93	0.020	12.41	0.017	11.98	0.016	15.21	0.033
802.11ax (HE80)	UNII1	10.72	0.012	10.28	0.011	11.39	0.014	13.88	0.024
	UNII2A	9.83	0.010	9.00	0.008	9.32	0.009	12.17	0.016
	UNII2C	12.63	0.018	11.43	0.014	11.41	0.014	14.43	0.028
	UNII3	12.23	0.017	10.68	0.012	11.24	0.013	13.98	0.025

3. TEST METHODOLOGY

The measurement procedure described in FCC KDB 789033 D02 General UNII Test Procedures New Rules v02r01 dated December 14, 2017 entitled "Guidelines for Compliance Testing of Unlicensed National Information Infrastructure (U-NII) Devices Part15, Subpart E" and ANSI C63.10(Version : 2013) 'the American National Standard of Procedures for Compliance Testing of Unlicensed Wireless Devices' were used in the measurement.

EUT CONFIGURATION

The EUT configuration for testing is installed on RF field strength measurement to meet the Commissions requirement and operating in a manner that intends to maximize its emission characteristics in a continuous normal application.

EUT EXERCISE

The EUT was operated in the engineering mode to fix the Tx frequency that was for the purpose of the measurements. According to its specifications, the EUT must comply with the requirements of the Section 15.207, 15.209 and 15.407 under the FCC Rules Part 15 Subpart E.

GENERAL TEST PROCEDURES

Conducted Emissions

The EUT is placed on the turntable, which is 0.8 m above ground plane. According to the requirements in Section 6.2 of ANSI C63.10. (Version :2013) Conducted emissions from the EUT measured in the frequency range between 0.15 MHz and 30MHz using CISPR Quasi-peak and average detector modes.

Radiated Emissions

The EUT is placed on a turn table, which is 0.8 m above ground plane below 1 GHz. Above 1 GHz with 1.5m using absorbers between the EUT and receive antenna. The turntable shall rotate 360 degrees to determine the position of maximum emission level. EUT is set 3 m away from the receiving antenna, which varied from 1 m to 4 m to find out the highest emission. And also, each emission was to be maximized by changing the polarization of receiving antenna both horizontal and vertical. In order to find out the max. emission, the relative positions of this hand-held transmitter (EUT) was rotated through three orthogonal axes according to the requirements in Section 6.6.5 of ANSI C63.10. (Version: 2013)

DESCRIPTION OF TEST MODES

The EUT has been tested under operating condition. Test program used to control the EUT for staying in continuous transmitting and receiving mode is programmed.

4. INSTRUMENT CALIBRATION

The measuring equipment, which was utilized in performing the tests documented herein, has been calibrated in accordance with the manufacturer's recommendations for utilizing calibration equipment's, which is traceable to recognized national standards.

Especially, all antenna for measurement is calibrated in accordance with the requirements of C63.5 (Version : 2017).

5. FACILITIES AND ACCREDITATIONS

5.1 FACILITIES

The SAC(Semi-Anechoic Chamber) and conducted measurement facility used to collect the radiated data are located at the 74, Seoicheon-ro 578beon-gil, Majang-myeon, Icheon-si, Gyeonggi-do, 17383, Rep. of KOREA. The site is constructed in conformance with the requirements of ANSI C63.4. (Version :2014) and CISPR Publication 22. Detailed description of test facility was submitted to the Commission and accepted dated April 02, 2018 (Registration Number: KR0032).

5.2 EQUIPMENT

Radiated emissions are measured with one or more of the following types of Linearly polarized antennas: tuned dipole, bi-conical, log periodic, bi-log, and/or ridged waveguide, horn. Spectrum analyzers with pre-selectors and quasi-peak detectors are used to perform radiated measurements.

Conducted emissions are measured with Line Impedance Stabilization Networks and EMI Test Receivers. Calibrated wideband preamplifiers, coaxial cables, and coaxial attenuators are also used for making measurements.

All receiving equipment conforms to CISPR Publication 16-1, "Radio Interference Measuring Apparatus and Measurement Methods."

6. ANTENNA REQUIREMENTS

According to FCC 47 CFR §15.203, §15.407:

"An intentional radiator antenna shall be designed to ensure that no antenna other than that furnished by the responsible party can be used with the device. The use of a permanently attached antenna or of an antenna that uses a unique coupling to the intentional radiator shall be considered sufficient to comply with the provisions of this section."

- (1) The antennas of this E.U.T are permanently attached.
- (2) The E.U.T Complies with the requirement of §15.203, §15.407

7. MEASUREMENT UNCERTAINTY

The measurement uncertainties shown below were calculated in accordance with the requirements of ANSI C63.10-2013.

All measurement uncertainty values are shown with a coverage factor of $k = 2$ to indicate a 95 % level of confidence.

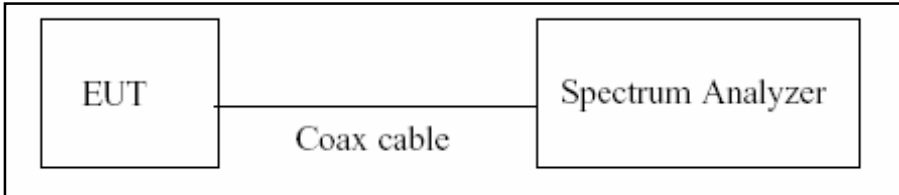
The measurement data shown herein meets or exceeds the U_{CISPR} measurement uncertainty values specified in CISPR 16-4-2 and, thus, can be compared directly to specified limits to determine compliance.

Parameter	Expanded Uncertainty (dB)
Conducted Disturbance (150 kHz ~ 30 MHz)	1.90 (Confidence level about 95 %, $k=2$)
Radiated Disturbance (9 kHz ~ 30 MHz)	4.14 (Confidence level about 95 %, $k=2$)
Radiated Disturbance (30 MHz ~ 1 GHz)	5.82 (Confidence level about 95 %, $k=2$)
Radiated Disturbance (1 GHz ~ 18 GHz)	5.74 (Confidence level about 95 %, $k=2$)
Radiated Disturbance (18 GHz ~ 40 GHz)	5.76 (Confidence level about 95 %, $k=2$)
Radiated Disturbance (Above 40 GHz)	5.52 (Confidence level about 95 %, $k=2$)

8. DESCRIPTION OF TESTS

8.1. Duty Cycle

Test Configuration



Test Procedure

The transmitter output is connected to the Spectrum Analyzer.

We tested according to Procedure B.2 in KDB 789033 D02 v02r01.

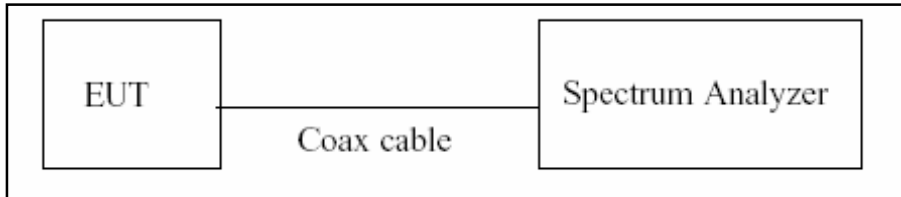
1. RBW = 8 MHz (the largest available value)
2. VBW = 8 MHz (\geq RBW)
3. SPAN = 0 Hz
4. Detector = Peak
5. Number of points in sweep > 100
6. Trace mode = Clear write
7. Measure T_{total} and T_{on}
8. Calculate Duty Cycle = T_{on} / T_{total} and Duty Cycle Factor = $10\log(1/\text{Duty Cycle})$

8.2. 6 dB Bandwidth & 26 dB Bandwidth

Limit

Within the 5.725-5.85 GHz(NII-3) band, the minimum 6 dB bandwidth of U-NII devices shall be at least 500 kHz.

Test Configuration



Test Procedure(26 dB Bandwidth)

The transmitter output is connected to the Spectrum Analyzer.

We tested according to Procedure C.1 in KDB 789033 D02 v02r01.

1. RBW = approximately 1 % of the emission bandwidth
2. VBW > RBW
3. Detector = Peak
4. Trace mode = Max Hold
5. Measure the maximum width of the emission that is 26 dB down from the maximum of the emission. Compare this with the RBW setting of the analyzer. Readjust RBW and repeat measurement as needed until the RBW/EBW ratio is approximately 1 %.

Test Procedure (6 dB Bandwidth)

The transmitter output is connected to the Spectrum Analyzer.

We tested according to Procedure C.2 in KDB 789033 D02 v02r01.

1. RBW = 100 kHz
2. VBW $\geq 3 \times$ RBW
3. Detector = Peak
4. Trace mode = Max Hold
5. Allow the trace to stabilize
6. Measure the maximum width of the emission that is constrained by the frequencies associated with the two outermost amplitude points(upper and lower frequencies) that are attenuated by 6 dB relative to the maximum level measured in the fundamental emission.

Note:

1. We tested X dB bandwidth using the automatic bandwidth measurement capability of a spectrum analyzer.
2. DFS test channels should be defined. So, We performed the OBW test to prove that no part of the fundamental emissions of any channels belong to UNII1 and UNII3 band for DFS.
3. The 26 dB bandwidth is used to determine the conducted power limits.

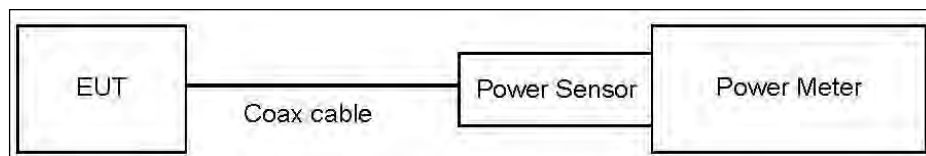
8.3. Output Power Measurement

Limit

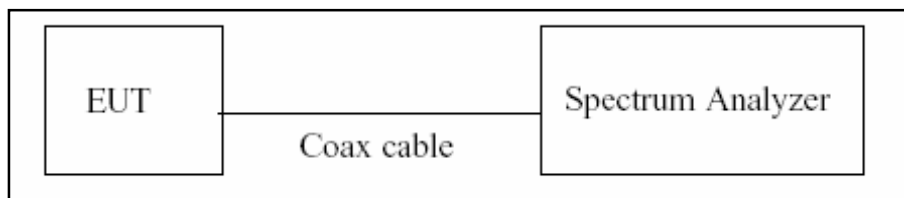
Band	Limit
UNII 1	- Master : Not exceed 1 W(=30 dBm) - Slave : Not exceed 250 mW(=23.98 dBm)
UNII 2A, 2C	Not exceed the lesser of 250 mW or $11 \text{ dBm} + 10 \log B$, (where B is the 26 dB emission bandwidth in megahertz.)
UNII 3	Not exceed 1 W(=30 dBm)

Test Configuration

Power Meter



Spectrum Analyzer(Only Straddle Channel)



Test Procedure(Power Meter)

We tested according to Procedure E.3.a in KDB 789033 D02 v02r01.

1. Measure the duty cycle.
2. Measure the average power of the transmitter. This measurement is an average over both the on and off periods of the transmitter.
3. Add $10 \log (1/x)$, where x is the duty cycle, to the measured power in order to compute the average power during the actual transmission times.

Test Procedure(Spectrum Analyzer)

The transmitter output is connected to the Spectrum Analyzer.

We use the spectrum analyzer’s integrated band power measurement function.

We tested according to Procedure E.2.d) in KDB 789033 D02 v02r01.

1. Measure the duty cycle.
2. Set span to encompass the 26 dB EBW of the signal.
3. RBW = 1 MHz.
4. VBW ≥ 3 MHz.
5. Number of points in sweep ≥ 2 x span/RBW.
6. Sweep time = auto.
7. Detector = RMS.
8. Do not use sweep triggering. Allow the sweep to “free run”.
9. Trace average at least 100 traces in power averaging(RMS) mode
10. Integrated bandwidth = OBW
11. Add $10\log(1/x)$, where x is the duty cycle, to the measured power in order to compute the average power during the actual transmission times.

Sample Calculation

Total Power(dBm) = Measured Value(dBm) + ATT loss(dB) + Cable loss(dB) + Duty Cycle Factor(dB)

Note

1. Spectrum Measured Values are not plot data.

The power results in plot is already including the actual values of loss for the attenuator and cable combination.

2. Spectrum offset

Attenuator loss(20 dB) + Cable loss + EUT Cable loss

3. Actual value of loss for the attenuator and cable combination is below table.

Band	Loss(dB)
UNII 1	22.08
UNII 2A	22.08
UNII 2C	22.08
UNII 3	22.08

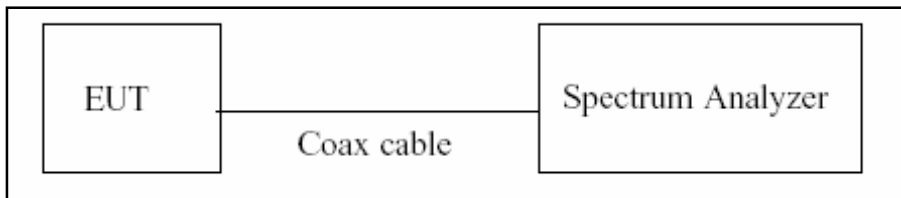
(Actual value of loss for the attenuator and cable combination)

8.4. Power Spectral Density

Limit

Band	Limit
UNII 1	11 dBm/MHz
UNII 2A, 2C	11 dBm/MHz
UNII 3	30 dBm/500 kHz

Test Configuration



Test Procedure

We tested according to Procedure F in KDB 789033 D02 v02r01.

1. Set span to encompass the entire emission bandwidth(EBW) of the signal.
2. RBW = 1 MHz(510 kHz for UNII 3)
3. VBW ≥ 3 MHz
4. Number of points in sweep ≥ 2 x span/RBW.
5. Sweep time = auto.
6. Detector = RMS(i.e., power averaging), if available. Otherwise, use sample detector mode.
7. Do not use sweep triggering. Allow the sweep to “free run”.
8. Trace average at least 100 traces in power averaging(RMS) mode
9. Use the peak search function on the spectrum analyzer to find the peak of the spectrum.
10. If Method SA-2 was used, add $10 \log(1/x)$, where x is the duty cycle, to the peak of the spectrum.

Sample Calculation

Total PSD(dBm) = Measured Value(dBm) + ATT loss(dB) + Cable loss(dB) + Duty Cycle Factor(dB)

Note

1. Spectrum Measured Values are not plot data.

The PSD results in plot is already including the actual values of loss for the attenuator and cable combination.

2. Spectrum offset

Attenuator loss(20 dB) + Cable loss + EUT Cable loss

3. Actual value of loss for the attenuator and cable combination is below table.

Band	Loss(dB)
UNII 1	22.08
UNII 2A	22.08
UNII 2C	22.08
UNII 3	22.08

(Actual value of loss for the attenuator and cable combination)

8.5. AC Power line Conducted Emissions

Limit

For an intentional radiator that is designed to be connected to the public utility (AC) power line, the radio frequency voltage that is conducted back onto the AC power line on any frequency or frequencies, within the band 150 kHz to 30 MHz, shall not exceed the limits in the following table, as measured using a 50 μ H/50 ohms line impedance stabilization network (LISN).

Frequency Range (MHz)	Limits (dB μ V)	
	Quasi-peak	Average
0.15 to 0.50	66 to 56 ^(a)	56 to 46 ^(a)
0.50 to 5	56	46
5 to 30	60	50

^(a)Decreases with the logarithm of the frequency.

Compliance with this provision shall be based on the measurement of the radio frequency voltage between each power line (LINE and NEUTRAL) and ground at the power terminals.

Test Configuration

See test photographs attached in Annex A for the actual connections between EUT and support equipment.

Test Procedure

1. The EUT is placed on a wooden table 80 cm above the reference ground plane.
2. The EUT is connected via LISN to a test power supply.
3. The measurement results are obtained as described below:
4. Detectors : Quasi Peak and Average Detector.

Sample Calculation

Quasi-peak(Final Result) = Measured Value + Correction Factor

8.6. Radiated Test

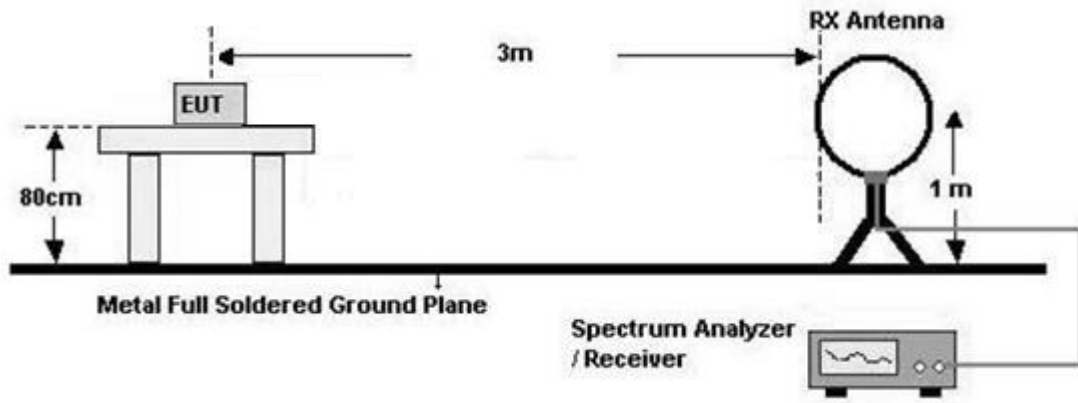
Limit

1. UNII 1: All emissions outside of the 5.15-5.35 GHz band shall not exceed an EIRP of -27 dBm/MHz.
2. UNII 2A, 2C: All emissions outside of the 5.47-5.725 GHz band shall not exceed an EIRP of -27 dBm/MHz.
3. UNII 3: All emissions shall be limited to a level of -27 dBm/MHz at 75 MHz or more above or below the band edge increasing linearly to 10 dBm/MHz at 25 MHz above or below the band edge, and from 25 MHz above or below the band edge increasing linearly to a level of 15.6 dBm/MHz at 5 MHz above or below the band edge, and from 5 MHz above or below the band edge increasing linearly to a level of 27 dBm/MHz at the band edge.
4. All out of band emissions appearing in a restricted band as specified in Section 15.205 of the Title 47 CFR must not exceed the limits shown in Section 15.209.

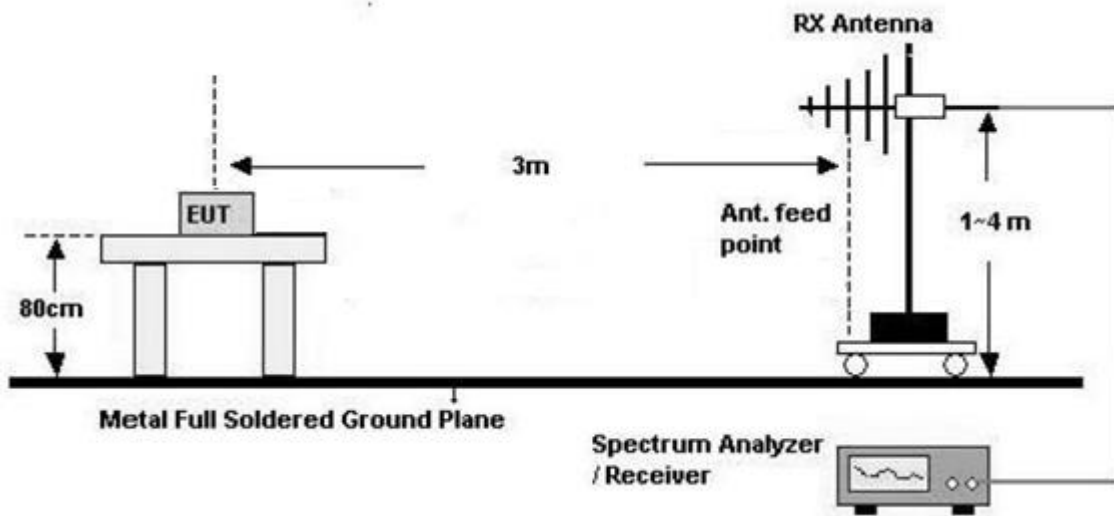
Frequency (MHz)	Field Strength (µV/m)	Measurement Distance (m)
0.009 – 0.490	2400/F(kHz)	300
0.490 – 1.705	24000/F(kHz)	30
1.705 – 30	30	30
30-88	100	3
88-216	150	3
216-960	200	3
Above 960	500	3

Test Configuration

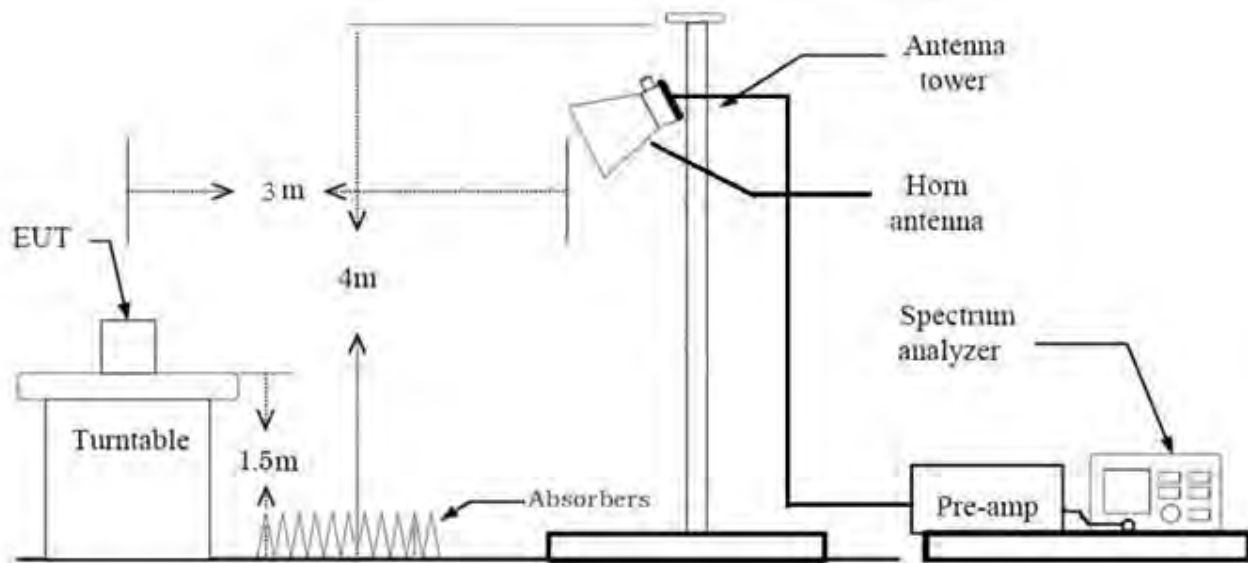
Below 30 MHz



30 MHz - 1 GHz



Above 1 GHz

**Test Procedure of Radiated spurious emissions(Below30 MHz)**

1. The EUT was placed on a non-conductive table located on semi-anechoic chamber.
2. The loop antenna was placed at a location 3 m from the EUT
3. The EUT is placed on a turntable, which is 0.8m above ground plane.
4. .We have done x, y, z planes in EUT and horizontal and vertical polarization and Parallel to the ground plane in detecting antenna.
5. The turntable shall be rotated for 360 degrees to determine the position of maximum emission level.
6. Distance Correction Factor(0.009 MHz – 0.490 MHz) = $40\log(3\text{ m}/300\text{ m}) = -80\text{ dB}$
Measurement Distance : 3 m
7. Distance Correction Factor(0.490 MHz – 30 MHz) = $40\log(3\text{ m}/30\text{ m}) = -40\text{ dB}$
Measurement Distance : 3 m
8. Spectrum Setting
 - Frequency Range = 9 kHz ~ 30 MHz
 - Detector = Peak
 - Trace = Max Hold
 - RBW = 9 kHz
 - VBW $\geq 3 \times$ RBW
- 9.Total = Measured Value + Antenna Factor(A.F) + Cable Loss(C.L) + Distance Factor(D.F)
10. Measurement value only up to 6 maximum emissions noted, or would be lesser if no specific emissions from the EUT are recorded (ie: margin > 20 dB from the applicable limit) and considered that's already beyond the background noise floor.

KDB 414788 OFS and Chamber Correlation Justification

Base on FCC 15.31 (f) (2): measurements may be performed at a distance closer than that specified in the regulations; however, an attempt should be made to avoid making measurements in the near field.

OFS and chamber correlation testing had been performed and chamber measured test result is the worst case test result.

Test Procedure of Radiated spurious emissions(Below 1 GHz)

1. The EUT was placed on a non-conductive table located on semi-anechoic chamber.
2. The EUT is placed on a turntable, which is 0.8m above ground plane.
3. The Hybrid antenna was placed at a location 3 m from the EUT, which is varied from 1 m to 4 m to find out the highest emissions.
4. We have done x, y, z planes in EUT and horizontal and vertical polarization in detecting antenna.
5. The turntable shall be rotated for 360 degrees to determine the position of maximum emission level.
6. Spectrum Setting
 - (1) Measurement Type(Peak):
 - Measured Frequency Range : 30 MHz – 1 GHz
 - Detector = Peak
 - Trace = Max Hold
 - RBW = 100 kHz
 - VBW \geq 3 x RBW
 - (2) Measurement Type(Quasi-peak):
 - Measured Frequency Range : 30 MHz – 1 GHz
 - Detector = Quasi-Peak
 - RBW = 120 kHz
- ※ In general, (1) is used mainly
- 7.Total = Measured Value + Antenna Factor(A.F) + Cable Loss(C.L)
8. Measurement value only up to 6 maximum emissions noted, or would be lesser if no specific emissions from the EUT are recorded (ie: margin > 20 dB from the applicable limit) and considered that's already beyond the background noise floor.

Test Procedure of Radiated spurious emissions (Above 1 GHz)

1. The EUT is placed on a turntable, which is 1.5 m above ground plane.
2. We have done x, y, z planes in EUT and horizontal and vertical polarization in detecting antenna.
3. The turntable shall be rotated for 360 degrees to determine the position of maximum emission level.
4. EUT is set 3 m away from the receiving antenna, which is varied from 1 m to 4 m to find out the highest emissions.
5. Maximum procedure was performed on the six highest emissions to ensure EUT compliance.
6. Each emission was to be maximized by changing the polarization of receiving antenna both horizontal and vertical.
7. The unit was tested with its standard battery.
8. Spectrum Setting

(1) Measurement Type (Peak, G.5 in KDB 789033 v02r01):

- RBW = 1 MHz
- VBW \geq 3 MHz
- Detector = Peak
- Sweep Time = auto
- Trace mode = Max Hold
- Allow sweeps to continue until the trace stabilizes.

Note that if the transmission is not continuous, the time required for the trace to stabilize will increase by a factor of approximately $1/x$, where x is the duty cycle.

(2) Measurement Type (Average, G.6.d in KDB 789033 v02r01):

- RBW = 1 MHz
- VBW(Duty cycle \geq 98 percent) = VBW \leq RBW/100(i.e., 10 kHz) but not less than 10 Hz.
- VBW(Duty cycle is < 98 percent) = VBW \geq $1/T$, where T is the minimum transmission duration.
- The analyzer is set to linear detector mode.
- Detector = Peak.
- Sweep time = auto.
- Trace mode = Max Hold.
- Allow Max Hold to run for at least 50 traces if the transmitted signal is continuous or has at least 98 percent duty cycle. For lower duty cycles, increase the minimum number of traces by a factor of $1/x$, where x is the duty cycle.

9. Measurement value only up to 6 maximum emissions noted, or would be lesser if no specific emissions from the EUT are recorded (ie: margin > 20 dB from the applicable limit) and considered that's already beyond the background noise floor
10. Measuring frequencies from 1 GHz to the 10th harmonic of highest fundamental frequency
11. Distance extrapolation factor = $20\log(\text{test distance} / \text{specific distance})$ (dB)
12. Total = Measured Value + Antenna Factor(A.F) + Cable Loss(C.L) - Amp Gain(A.G)
+ Distance Factor(D.F)

Test Procedure of Radiated Restricted Band Edge

1. The EUT is placed on a turntable, which is 1.5 m above ground plane.
2. We have done x, y, z planes in EUT and horizontal and vertical polarization in detecting antenna.
3. The turntable shall be rotated for 360 degrees to determine the position of maximum emission level.
4. EUT is set 3 m away from the receiving antenna, which is varied from 1 m to 4 m to find out the highest emissions.
5. Maximum procedure was performed on the six highest emissions to ensure EUT compliance.
6. Each emission was to be maximized by changing the polarization of receiving antenna both horizontal and vertical.
7. The unit was tested with its standard battery.
8. Spectrum Setting
 - (1) Measurement Type(Peak, G.5 in KDB 789033 v02r01):
 - RBW = 1 MHz
 - VBW \geq 3 MHz
 - Detector = Peak
 - Sweep Time = auto
 - Trace mode = Max Hold
 - Allow sweeps to continue until the trace stabilizes.Note that if the transmission is not continuous, the time required for the trace to stabilize will increase by a factor of approximately 1/x, where x is the duty cycle.
 - (2) Measurement Type(Average, G.6.d in KDB 789033 v02r01):
 - RBW = 1 MHz
 - VBW(Duty cycle \geq 98 percent) = $VBW \leq RBW/100$ (i.e., 10 kHz) but not less than 10 Hz.
 - VBW(Duty cycle is < 98 percent) = $VBW \geq 1/T$, where T is the minimum transmission duration.
 - The analyzer is set to linear detector mode.
 - Detector = Peak.
 - Sweep time = auto.
 - Trace mode = Max Hold.
 - Allow Max Hold to run for at least 50 traces if the transmitted signal is continuous or has at least 98 percent duty cycle. For lower duty cycles, increase the minimum number of traces by a factor of 1/x, where x is the duty cycle.

9. Measured Frequency Range :

- 4 500 MHz ~ 5 150 MHz
- 5 350 MHz ~ 5 460 MHz
- 5 460 MHz ~ 5 470 MHz
- (75 MHz or more below the 5 725 MHz) ~ 5 725 MHz
- 5 850 MHz ~ (75 MHz or more above the 5 850 MHz)

10. Distance extrapolation factor = $20\log(\text{test distance} / \text{specific distance})$ (dB)

11. Total = Measured Value + Antenna Factor(A.F) + Cable Loss(C.L) - Amp Gain(A.G) + Attenuator(ATT)
+ Distance Factor(D.F)

The actual setting value of VBW

[SISO]

Mode	Tone	Worst Data rate (Mbps)	Duty Cycle	Duty Cycle Factor (dB)	VBW (1/T) (kHz)	The actual setting value of VBW (Hz)
802.11ax (HE20)	26	MCS0	0.979	0.094	0.180	1000
	52	MCS0	0.980	0.089	0.195	1000
	106	MCS0	0.953	0.207	0.410	1000
	242	MCS0	0.910	0.411	0.912	1000
802.11ax (HE40)	26	MCS0	0.977	0.100	0.180	1000
	52	MCS0	0.979	0.092	0.195	1000
	106	MCS0	0.957	0.190	0.410	1000
	242	MCS0	0.910	0.410	0.910	1000
	484	MCS0	0.832	0.796	1.720	3000
802.11ax (HE80)	26	MCS0	0.980	0.088	0.180	1000
	52	MCS0	0.979	0.092	0.195	1000
	106	MCS0	0.953	0.207	0.410	1000
	242	MCS0	0.918	0.374	0.910	1000
	484	MCS0	0.842	0.747	1.724	3000
	996	MCS0	0.865	0.629	3.236	5000
802.11ax (SU)	BW 20	MCS0	0.909	0.412	0.914	1000
	BW 40	MCS0	0.841	0.753	1.739	3000
	BW 80	MCS0	0.736	1.330	3.289	5000

[MIMO]

Mode	Tone	Worst Data rate (Mbps)	Duty Cycle	Duty Cycle Factor (dB)	VBW (1/T) (kHz)	The actual setting value of VBW (Hz)
802.11ax (HE20)	26	MCS0	0.979	0.092	0.195	1000
	52	MCS0	0.956	0.194	0.384	1000
	106	MCS0	0.913	0.395	0.801	1000
	242	MCS0	0.844	0.738	1.701	3000
802.11ax (HE40)	26	MCS0	0.978	0.098	0.195	1000
	52	MCS0	0.956	0.194	0.384	1000
	106	MCS0	0.915	0.387	0.799	1000
	242	MCS0	0.835	0.782	1.694	3000
	484	MCS0	0.751	1.241	3.036	5000
802.11ax (HE80)	26	MCS0	0.977	0.102	0.195	1000
	52	MCS0	0.957	0.190	0.384	1000
	106	MCS0	0.913	0.395	0.799	1000
	242	MCS0	0.844	0.736	1.694	3000
	484	MCS0	0.751	1.241	3.036	5000
	996	MCS0	0.609	2.150	5.394	10000
802.11ax (SU)	BW 20	MCS0	0.843	0.741	1.709	3000
	BW 40	MCS0	0.732	1.357	3.086	5000
	BW 80	MCS0	0.627	2.025	5.501	10000

8.7. Test RU for Tones

BW (MHz)	Tones (T)	RU offset	Test RU offset		
			Low	Mid	High
20	26	0~8	0	4	8
	52	37~40	37	38	40
	106	53~54	53	-	54
	242	61	-	61	-
40	26	0~17	0	9	17
	52	37~44	37	41	44
	106	53~56	53	54	56
	242	61~62	61	-	62
	484	65	-	65	-
80	26	0~36	0	18	36
	52	37~52	37	45	52
	106	53~60	53	57	60
	242	61~64	61	62	64
	484	65~66	65	-	66
	996	67	-	67	-

8.8. Worst case configuration and mode

Conducted test

1. All data rate of operation were investigated and the worst case results are reported.
 - HE20, HE40, HE80: MCS0

Radiated test

1. All modes of operation were investigated and the worst case configuration results are reported.
 - Mode : Stand alone, Stand alone + External accessories(Earphone, etc)
 - Worstcase : Stand alone
2. EUT Axis
 - Radiated Spurious Emissions : Y
 - Radiated Restricted Band Edge : Z
3. All data rate of operation were investigated and the worst case results are reported.
(Worst case : MCS0)
4. All Antenna of operation were investigated and the worst case results are reported
 - Mode : Ant2(SISO), Ant1+Ant2(MIMO_SDM)
 - Worstcase : Ant1+Ant2(MIMO_SDM)
5. All position of loop antenna were investigated and the test result is a no critical peak found at all positions.
 - Position : Horizontal, Vertical, Parallel to the ground plane

6. All mode(Tone, RU Offset) of operation were investigated and the worst case configuration results are reported

TEST	TONE	RU OFFSET
RSE	[HE20] WORST CASE(Spurious emission worst) : SU [HE40] WORST CASE(Spurious emission worst) : SU [HE80] WORST CASE(Spurious emission worst) : SU	-
Band-Edge (UNII1,2A,2C)	[HE20] : 52T,SU	37, 40
	[HE40] : 106T,SU	53, 56
	[HE80] : 996T,SU	67
Band-Edge (Straddle)	All supported RU tones were tested, and please refer to the attached test plot reduced to the worst case.	
Band-Edge (UNII3)		

Radiated test(DBS)

1. Please refer to the [BT], [UNII] Test Report.

AC Power line Conducted Emissions

1. Please refer to the SM-X610 [UNII] Test Report.

9. SUMMARY OF TEST RESULTS

Test Description	FCC Part Section(s)	Test Limit	Test Condition	Test Result
26 dB Bandwidth	§15.407 (for Power Measurement)	N/A	Conducted	PASS
6 dB Bandwidth	§15.407(e)	>500 kHz (5725-5850 MHz)(UNII-3)		PASS
Maximum Conducted Output Power	§15.407(a)(1),(2),(3)	< 250 mW(5150-5250 MHz) < 250 mW or 11+10log ₁₀ (BW) dBm (5250-5350 MHz) < 250 mW or 11+10log ₁₀ (BW) dBm (5470-5725 MHz) <1 W (5725-5850 MHz)		PASS
Maximum Power Spectral Density	§15.407(a)(1),(2),(3)	<11 dBm/ MHz (5150-5250 MHz) <11 dBm/ MHz (5250-5350 MHz) <11 dBm/ MHz (5470-5725 MHz) <30 dBm/500 kHz(5725-5850 MHz)		PASS
Frequency Stability	§15.407(g) §2.1055	Maintained within the band		PASS (Note1)
AC Conducted Emissions 150 kHz-30 MHz	15.207 15.407(b)(8)	<FCC 15.207 limits		PASS (Note1)
Undesirable Emissions	§15.407(b) (1),(2),(3),(4) §15.407(b)(5)(ii),(iii)	<-27 dBm/MHz EIRP (UNII1, 2A, 2C) cf. Section 8.6 (UNII 3&4)		PASS
General Field Strength Limits(Restricted Bands and Radiated Emission Limits)	15.205, 15.407(b)(9),(10)	Emissions in restricted bands must meet the radiated limits detailed in 15.209	Radiated	PASS

Note1:

1. Please refer to the SM-X610 [UNII] Test Report.

10. TEST RESULT

10.1 DUTY CYCLE

[SISO]

Mode	Tone	Worst Data rate (Mbps)	T _{on} (ms)	T _{total} (ms)	Duty Cycle	Duty Cycle Factor (dB)
802.11ax (HE20)	26	MCS0	5.548	5.670	0.979	0.094
	52	MCS0	5.133	5.239	0.980	0.089
	106	MCS0	2.437	2.556	0.953	0.207
	242	MCS0	1.097	1.206	0.910	0.411
802.11ax (HE40)	26	MCS0	5.548	5.677	0.977	0.100
	52	MCS0	5.130	5.240	0.979	0.092
	106	MCS0	2.440	2.549	0.957	0.190
	242	MCS0	1.099	1.208	0.910	0.410
	484	MCS0	0.581	0.698	0.832	0.796
802.11ax (HE80)	26	MCS0	5.544	5.658	0.980	0.088
	52	MCS0	5.130	5.240	0.979	0.092
	106	MCS0	2.437	2.556	0.953	0.207
	242	MCS0	1.099	1.198	0.918	0.374
	484	MCS0	0.580	0.689	0.842	0.747
	996	MCS0	0.309	0.357	0.865	0.629
802.11ax (SU)	BW 20	MCS0	1.094	1.203	0.909	0.412
	BW 40	MCS0	0.575	0.684	0.841	0.753
	BW 80	MCS0	0.304	0.413	0.736	1.330

Note:

1. Duty Cycle Factor = $10 \cdot \log(1/\text{Duty Cycle})$. where, Duty Cycle = T_{on} / T_{total}

[MIMO]

Mode	Tones	Worst Data rate	T _{on} (ms)	T _{total} (ms)	Duty Cycle	Duty Cycle Factor (dB)
802.11ax (HE20)	26	MCS0	5.138	5.248	0.979	0.092
	52	MCS0	2.604	2.723	0.956	0.194
	106	MCS0	1.249	1.368	0.913	0.395
	242	MCS0	0.588	0.697	0.844	0.738
802.11ax (HE40)	26	MCS0	5.138	5.255	0.978	0.098
	52	MCS0	2.604	2.723	0.956	0.194
	106	MCS0	1.251	1.368	0.915	0.387
	242	MCS0	0.590	0.707	0.835	0.782
	484	MCS0	0.329	0.438	0.751	1.241
802.11ax (HE80)	26	MCS0	5.138	5.259	0.977	0.102
	52	MCS0	2.604	2.721	0.957	0.190
	106	MCS0	1.251	1.371	0.913	0.395
	242	MCS0	0.590	0.699	0.844	0.736
	484	MCS0	0.329	0.438	0.751	1.241
	996	MCS0	0.185	0.304	0.609	2.150
802.11ax (SU)	BW 20	MCS0	0.585	0.694	0.843	0.741
	BW 40	MCS0	0.324	0.443	0.732	1.357
	BW 80	MCS0	0.182	0.290	0.627	2.025

Note:

1. Duty Cycle Factor = $10 \cdot \log(1/\text{Duty Cycle})$. where, Duty Cycle = T_{on} / T_{total}

10.2 26 dB BANDWIDTH & 99% BANDWIDTH

Straddle channel data in the table below are for reporting purposes only.

Straddle channel data were added in section 10.6.1.

10.2.1 SISO Ant. 2

Mode	Band	Freq. [MHz]	CH.	26 dB Bandwidth [MHz]			99% Occupied Bandwidth[MHz]		
				RU Index : Low	RU Index : Low	RU Index : Low	RU Index : Low	RU Index : Low	RU Index : Low
				ANT2	ANT2	ANT2	ANT2	ANT2	ANT2
[HE20] 26T	UNII1	5180	36	21.74	18.18	20.76	19.02	16.92	19.05
		5200	40	20.98	18.33	21.47	18.93	16.72	17.98
		5240	48	21.05	17.41	21.48	19.02	16.24	19.06
	UNII2A	5260	52	21.40	18.29	21.39	18.94	17.04	19.00
		5300	60	21.41	18.13	21.03	18.99	16.98	18.71
		5320	64	21.11	18.08	21.49	18.76	16.96	19.10
	UNII2C	5500	100	21.69	18.26	20.52	19.07	17.02	18.74
		5600	120	21.12	18.00	20.88	19.05	16.66	19.19
		5660	132	20.55	18.22	21.43	18.65	16.97	19.16
		5720	144	21.01	18.09	21.29	19.11	17.10	19.18
	UNII3	5745	149	21.37	18.12	20.54	18.85	17.08	18.85
		5785	157	20.86	18.10	21.39	18.90	16.86	18.85
		5825	165	20.80	18.09	21.33	18.69	16.94	19.05

Mode	Band	Freq. [MHz]	CH.	26 dB Bandwidth [MHz]			99% Occupied Bandwidth[MHz]		
				RU Index : Low	RU Index : Low	RU Index : Low	RU Index : Low	RU Index : Low	RU Index : Low
				ANT2	ANT2	ANT2	ANT2	ANT2	ANT2
[HE20] 52T	UNII1	5180	36	21.38	18.61	21.35	18.62	17.14	18.55
		5200	40	21.58	18.59	21.19	18.50	16.98	18.49
		5240	48	21.20	18.47	20.79	18.48	16.89	18.38
	UNII2A	5260	52	21.38	18.37	21.72	18.52	17.10	18.38
		5300	60	21.67	18.55	21.36	18.58	16.99	18.49
		5320	64	21.45	18.03	21.17	18.50	16.94	18.35
	UNII2C	5500	100	21.12	18.20	20.75	18.60	16.98	18.45
		5600	120	20.58	18.63	21.59	18.18	17.10	18.54
		5660	132	21.75	18.38	21.44	18.32	16.98	18.53
		5720	144	21.94	18.25	21.21	18.48	16.91	18.17
	UNII3	5745	149	22.08	17.90	21.33	18.52	16.93	18.46
		5785	157	21.59	18.69	20.28	18.56	17.11	17.80
		5825	165	21.35	18.64	21.16	18.41	17.08	18.47

Mode	Band	Freq. [MHz]	CH.	26 dB Bandwidth [MHz]			99% Occupied Bandwidth[MHz]		
				RU Index : Low	RU Index : Low	RU Index : Low	RU Index : Low	RU Index : Low	RU Index : Low
				ANT2	ANT2	ANT2	ANT2	ANT2	ANT2
[HE20] 106T	UNII1	5180	36	22.72	-	21.15	18.39	-	18.26
		5200	40	21.63	-	22.07	18.29	-	18.30
		5240	48	22.20	-	21.51	18.38	-	18.24
	UNII2A	5260	52	22.12	-	21.61	18.31	-	18.03
		5300	60	21.88	-	22.10	18.40	-	18.27
		5320	64	22.16	-	21.94	18.30	-	17.91
	UNII2C	5500	100	21.92	-	22.65	18.36	-	18.29
		5600	120	21.85	-	21.85	18.35	-	18.29
		5660	132	22.32	-	21.74	18.31	-	18.28
		5720	144	21.79	-	21.14	18.27	-	18.32
	UNII3	5745	149	22.26	-	21.47	18.35	-	18.31
		5785	157	22.24	-	22.02	18.30	-	18.30
		5825	165	21.76	-	21.29	18.31	-	18.18

Mode	Band	Freq. [MHz]	CH.	26 dB Bandwidth [MHz]			99% Occupied Bandwidth[MHz]		
				RU Index : Low	RU Index : Low	RU Index : Low	RU Index : Low	RU Index : Low	RU Index : Low
				ANT2	ANT2	ANT2	ANT2	ANT2	ANT2
[HE20] 242T	UNII1	5180	36	-	24.55	-	-	19.15	-
		5200	40	-	24.73	-	-	19.24	-
		5240	48	-	24.17	-	-	19.14	-
	UNII2A	5260	52	-	25.00	-	-	19.20	-
		5300	60	-	23.86	-	-	19.19	-
		5320	64	-	24.46	-	-	19.21	-
	UNII2C	5500	100	-	24.17	-	-	19.16	-
		5600	120	-	24.77	-	-	19.16	-
		5660	132	-	23.76	-	-	19.18	-
		5720	144	-	24.58	-	-	19.22	-
	UNII3	5745	149	-	24.14	-	-	19.15	-
		5785	157	-	24.24	-	-	19.13	-
		5825	165	-	24.40	-	-	19.18	-

Mode	Band	Freq. [MHz]	CH.	26 dB Bandwidth [MHz]			99% Occupied Bandwidth[MHz]		
				RU Index : Low	RU Index : Low	RU Index : Low	RU Index : Low	RU Index : Low	RU Index : Low
				ANT2	ANT2	ANT2	ANT2	ANT2	ANT2
[HE20] SU	UNII1	5180	36	-	24.58	-	-	19.16	-
		5200	40	-	24.88	-	-	19.21	-
		5240	48	-	24.35	-	-	19.18	-
	UNII2A	5260	52	-	25.18	-	-	19.17	-
		5300	60	-	24.36	-	-	19.19	-
		5320	64	-	24.60	-	-	19.20	-
	UNII2C	5500	100	-	24.43	-	-	19.21	-
		5600	120	-	24.80	-	-	19.14	-
		5720	144	-	25.54	-	-	19.19	-
	UNII3	5745	149	-	24.25	-	-	19.18	-
		5785	157	-	24.04	-	-	19.22	-
		5825	165	-	24.50	-	-	19.18	-

Mode	Band	Freq. [MHz]	CH.	26 dB Bandwidth [MHz]			99% Occupied Bandwidth[MHz]		
				RU Index : Low	RU Index : Low	RU Index : Low	RU Index : Low	RU Index : Low	RU Index : Low
				ANT2	ANT2	ANT2	ANT2	ANT2	ANT2
[HE40] 26T	UNII1	5190	38	21.33	21.72	21.59	19.12	19.73	19.19
		5230	46	21.31	23.03	21.43	19.17	19.97	19.35
	UNII2A	5270	54	21.93	22.17	21.83	19.14	19.94	19.22
		5310	62	20.57	23.09	21.80	18.27	19.98	19.17
	UNII2C	5510	102	21.72	22.37	21.77	19.12	19.85	19.37
		5590	118	21.86	22.32	21.59	19.20	19.66	19.26
		5670	134	20.96	22.70	20.67	18.85	20.00	18.46
		5710	142	21.98	22.10	21.50	18.94	19.71	19.11
	UNII3	5755	151	18.24	22.56	21.44	16.03	19.87	19.08
		5795	159	21.12	22.18	21.70	19.19	19.85	18.96

Mode	Band	Freq. [MHz]	CH.	26 dB Bandwidth [MHz]			99% Occupied Bandwidth[MHz]		
				RU Index : Low	RU Index : Low	RU Index : Low	RU Index : Low	RU Index : Low	RU Index : Low
				ANT2	ANT2	ANT2	ANT2	ANT2	ANT2
[HE40] 52T	UNII1	5190	38	22.55	21.70	21.66	18.37	19.21	18.53
		5230	46	22.35	22.86	22.18	18.65	19.25	18.50
	UNII2A	5270	54	21.79	22.47	21.95	18.78	19.22	18.39
		5310	62	22.03	22.34	21.92	18.69	19.24	18.03
	UNII2C	5510	102	22.11	22.49	22.09	18.38	19.46	18.52
		5590	118	21.82	22.34	22.00	18.64	19.27	18.71
		5670	134	22.13	22.43	21.64	18.59	19.31	18.37
		5710	142	22.57	22.12	22.46	18.34	17.98	18.20
	UNII3	5755	151	22.18	22.43	22.09	18.52	19.33	18.63
		5795	159	21.59	22.37	22.12	18.53	19.40	18.67

Mode	Band	Freq. [MHz]	CH.	26 dB Bandwidth [MHz]			99% Occupied Bandwidth[MHz]		
				RU Index : Low	RU Index : Low	RU Index : Low	RU Index : Low	RU Index : Low	RU Index : Low
				ANT2	ANT2	ANT2	ANT2	ANT2	ANT2
[HE40] 106T	UNII1	5190	38	23.01	22.69	23.01	18.14	18.70	18.09
		5230	46	22.48	23.25	23.00	18.14	18.96	18.08
	UNII2A	5270	54	22.38	23.64	22.51	18.07	18.72	18.08
		5310	62	22.50	23.36	22.76	18.08	18.74	17.93
	UNII2C	5510	102	23.03	23.49	22.75	18.05	18.85	18.17
		5590	118	23.06	23.76	22.88	18.07	18.87	18.04
		5670	134	22.23	23.73	23.06	18.22	18.93	18.13
		5710	142	22.32	23.66	22.21	18.05	18.81	18.09
	UNII3	5755	151	22.91	23.00	22.09	18.00	18.78	18.08
		5795	159	22.10	22.81	22.52	18.16	18.83	18.08

Mode	Band	Freq. [MHz]	CH.	26 dB Bandwidth [MHz]			99% Occupied Bandwidth[MHz]		
				RU Index : Low	RU Index : Low	RU Index : Low	RU Index : Low	RU Index : Low	RU Index : Low
				ANT2	ANT2	ANT2	ANT2	ANT2	ANT2
[HE40] 242T	UNII1	5190	38	25.31	-	25.77	19.27	-	19.25
		5230	46	25.74	-	26.06	19.26	-	19.27
	UNII2A	5270	54	25.90	-	25.61	19.29	-	19.31
		5310	62	25.59	-	25.64	19.30	-	19.26
	UNII2C	5510	102	25.85	-	26.35	19.28	-	19.26
		5590	118	26.68	-	25.39	19.31	-	19.27
		5670	134	26.31	-	25.26	19.35	-	19.41
		5710	142	25.79	-	25.28	19.33	-	19.36
	UNII3	5755	151	25.85	-	25.79	19.34	-	19.31
		5795	159	25.72	-	26.29	19.25	-	19.25

Mode	Band	Freq. [MHz]	CH.	26 dB Bandwidth [MHz]			99% Occupied Bandwidth[MHz]		
				RU Index : Low	RU Index : Low	RU Index : Low	RU Index : Low	RU Index : Low	RU Index : Low
				ANT2	ANT2	ANT2	ANT2	ANT2	ANT2
[HE40] 484T	UNII1	5190	38	-	44.23	-	-	38.08	-
		5230	46	-	44.79	-	-	38.10	-
	UNII2A	5270	54	-	45.03	-	-	38.11	-
		5310	62	-	44.50	-	-	38.07	-
	UNII2C	5510	102	-	45.14	-	-	38.07	-
		5590	118	-	44.83	-	-	38.08	-
		5670	134	-	45.17	-	-	38.10	-
		5710	142	-	45.38	-	-	38.13	-
	UNII3	5755	151	-	45.71	-	-	38.09	-
		5795	159	-	44.95	-	-	38.15	-

Mode	Band	Freq. [MHz]	CH.	26 dB Bandwidth [MHz]			99% Occupied Bandwidth[MHz]		
				RU Index : Low	RU Index : Low	RU Index : Low	RU Index : Low	RU Index : Low	RU Index : Low
				ANT2	ANT2	ANT2	ANT2	ANT2	ANT2
[HE40] SU	UNII1	5190	38	-	45.88	-	-	38.07	-
		5230	46	-	44.98	-	-	38.06	-
	UNII2A	5270	54	-	44.62	-	-	38.09	-
		5310	62	-	45.73	-	-	38.00	-
	UNII2C	5510	102	-	44.77	-	-	38.09	-
		5590	118	-	46.03	-	-	38.02	-
		5710	142	-	44.63	-	-	38.10	-
	UNII3	5755	151	-	44.75	-	-	38.06	-
5795		159	-	45.00	-	-	38.10	-	

Mode	Band	Freq. [MHz]	CH.	26 dB Bandwidth [MHz]			99% Occupied Bandwidth[MHz]		
				RU Index : Low	RU Index : Low	RU Index : Low	RU Index : Low	RU Index : Low	RU Index : Low
				ANT2	ANT2	ANT2	ANT2	ANT2	ANT2
[HE80] 26T	UNII1	5210	42	22.89	38.20	22.05	20.29	35.82	19.95
	UNII2A	5290	58	22.93	38.45	22.41	19.79	36.02	20.04
	UNII2C	5530	106	22.27	38.25	21.69	19.95	36.06	19.90
		5610	122	22.89	38.28	22.82	20.04	35.77	20.22
		5690	138	22.32	38.26	22.99	20.21	35.94	20.14
	UNII3	5775	155	23.63	38.41	22.85	20.24	36.10	20.06

Mode	Band	Freq. [MHz]	CH.	26 dB Bandwidth [MHz]			99% Occupied Bandwidth[MHz]		
				RU Index : Low	RU Index : Low	RU Index : Low	RU Index : Low	RU Index : Low	RU Index : Low
				ANT2	ANT2	ANT2	ANT2	ANT2	ANT2
[HE80] 52T	UNII1	5210	42	22.22	21.55	22.62	19.51	19.23	19.07
	UNII2A	5290	58	22.46	22.30	22.93	18.94	18.67	19.50
	UNII2C	5530	106	20.98	22.45	22.86	17.68	18.95	19.39
		5610	122	22.23	22.07	22.54	18.94	18.78	19.16
		5690	138	22.39	21.59	23.31	19.23	19.10	19.56
	UNII3	5775	155	22.69	22.15	23.33	19.46	18.94	19.16

Mode	Band	Freq. [MHz]	CH.	26 dB Bandwidth [MHz]			99% Occupied Bandwidth[MHz]		
				RU Index : Low	RU Index : Low	RU Index : Low	RU Index : Low	RU Index : Low	RU Index : Low
				ANT2	ANT2	ANT2	ANT2	ANT2	ANT2
[HE80] 106T	UNII1	5210	42	22.45	22.97	23.31	19.02	18.47	18.89
	UNII2A	5290	58	22.84	22.93	24.00	18.57	18.04	18.80
	UNII2C	5530	106	23.37	23.24	22.93	18.68	18.39	18.65
		5610	122	23.60	22.68	23.99	18.74	18.26	18.75
		5690	138	23.16	22.85	24.24	18.85	18.72	18.90
	UNII3	5775	155	23.09	21.53	22.94	18.67	18.15	18.68

Mode	Band	Freq. [MHz]	CH.	26 dB Bandwidth [MHz]			99% Occupied Bandwidth[MHz]		
				RU Index : Low	RU Index : Low	RU Index : Low	RU Index : Low	RU Index : Low	RU Index : Low
				ANT2	ANT2	ANT2	ANT2	ANT2	ANT2
[HE80] 242T	UNII1	5210	42	27.12	43.48	27.28	20.74	37.55	20.38
	UNII2A	5290	58	27.09	42.30	26.63	20.11	37.50	20.09
	UNII2C	5530	106	26.90	43.43	27.16	20.14	37.59	20.31
		5610	122	27.00	43.03	27.66	20.12	37.54	19.97
		5690	138	27.46	43.23	42.78	20.29	37.73	20.33
	UNII3	5775	155	26.52	42.33	26.84	20.19	37.52	20.17

Mode	Band	Freq. [MHz]	CH.	26 dB Bandwidth [MHz]			99% Occupied Bandwidth[MHz]		
				RU Index : Low	RU Index : Low	RU Index : Low	RU Index : Low	RU Index : Low	RU Index : Low
				ANT2	ANT2	ANT2	ANT2	ANT2	ANT2
[HE80] 484T	UNII1	5210	42	46.09	-	45.94	38.31	-	38.28
	UNII2A	5290	58	45.56	-	45.27	38.29	-	38.03
	UNII2C	5530	106	45.20	-	45.09	38.13	-	38.15
		5610	122	46.07	-	44.98	38.15	-	38.22
		5690	138	45.91	-	45.15	38.35	-	38.38
	UNII3	5775	155	45.70	-	45.71	38.12	-	38.20

Mode	Band	Freq. [MHz]	CH.	26 dB Bandwidth [MHz]			99% Occupied Bandwidth[MHz]		
				RU Index : Low	RU Index : Low	RU Index : Low	RU Index : Low	RU Index : Low	RU Index : Low
				ANT2	ANT2	ANT2	ANT2	ANT2	ANT2
[HE80] 996T	UNII1	5210	42	-	86.61	-	-	77.88	-
	UNII2A	5290	58	-	86.60	-	-	77.73	-
	UNII2C	5530	106	-	86.42	-	-	77.82	-
		5610	122	-	85.48	-	-	77.87	-
		5690	138	-	86.19	-	-	77.91	-
	UNII3	5775	155	-	87.02	-	-	77.83	-

Mode	Band	Freq. [MHz]	CH.	26 dB Bandwidth [MHz]			99% Occupied Bandwidth[MHz]		
				RU Index : Low	RU Index : Low	RU Index : Low	RU Index : Low	RU Index : Low	RU Index : Low
				ANT2	ANT2	ANT2	ANT2	ANT2	ANT2
[HE80] SU	UNII1	5210	42	-	86.46	-	-	77.84	-
	UNII2A	5290	58	-	85.84	-	-	77.77	-
	UNII2C	5530	106	-	85.82	-	-	77.79	-
		5610	122	-	85.25	-	-	77.77	-
		5690	138	-	85.86	-	-	77.71	-
	UNII3	5775	155	-	85.05	-	-	77.80	-

10.2.2 MIMO Ant. 1

Mode	Band	Freq. [MHz]	CH.	26 dB Bandwidth [MHz]			99% Occupied Bandwidth[MHz]		
				RU Index : Low	RU Index : Low	RU Index : Low	RU Index : Low	RU Index : Low	RU Index : Low
				ANT1	ANT1	ANT1	ANT1	ANT1	ANT1
[HE20] 26T	UNII1	5180	36	20.80	18.23	21.79	19.04	16.74	19.01
		5200	40	21.54	17.95	21.44	18.94	16.82	18.92
		5240	48	21.54	18.23	21.61	19.19	16.95	18.75
	UNII2A	5260	52	21.00	18.25	21.20	18.86	16.95	19.03
		5300	60	21.36	18.11	20.97	19.13	16.75	18.85
		5320	64	21.10	18.33	20.56	18.99	17.00	18.87
	UNII2C	5500	100	21.44	18.02	20.66	18.80	16.77	18.58
		5600	120	21.29	18.02	20.71	19.18	16.62	18.72
		5660	132	21.14	18.01	21.41	19.14	16.71	19.17
		5720	144	21.21	17.99	21.34	18.63	16.76	19.00
	UNII3	5745	149	20.78	18.16	20.82	19.04	16.34	19.01
		5785	157	21.54	18.28	21.87	19.13	16.95	19.17
		5825	165	20.99	18.11	20.69	18.89	16.90	18.74

Mode	Band	Freq. [MHz]	CH.	26 dB Bandwidth [MHz]			99% Occupied Bandwidth[MHz]		
				RU Index : Low	RU Index : Low	RU Index : Low	RU Index : Low	RU Index : Low	RU Index : Low
				ANT1	ANT1	ANT1	ANT1	ANT1	ANT1
[HE20] 52T	UNII1	5180	36	21.31	18.58	21.24	18.53	17.10	18.53
		5200	40	21.42	18.46	21.39	18.54	17.13	18.43
		5240	48	21.99	18.36	21.78	18.64	17.18	18.51
	UNII2A	5260	52	21.31	18.70	21.18	18.49	17.17	18.45
		5300	60	21.53	18.66	21.33	18.55	17.19	18.40
		5320	64	21.58	18.51	21.12	18.57	17.00	18.44
	UNII2C	5500	100	21.52	18.61	21.51	18.60	17.11	18.48
		5600	120	21.92	18.36	20.89	18.60	17.10	18.57
		5660	132	22.16	18.53	22.09	18.54	17.16	18.58
		5720	144	21.62	18.30	21.64	18.62	17.09	18.47
	UNII3	5745	149	21.24	18.40	21.11	18.57	17.11	18.47
		5785	157	21.47	18.17	21.47	18.60	17.14	18.55
		5825	165	21.42	18.38	20.96	18.51	17.10	18.49

Mode	Band	Freq. [MHz]	CH.	26 dB Bandwidth [MHz]			99% Occupied Bandwidth[MHz]		
				RU Index : Low	RU Index : Low	RU Index : Low	RU Index : Low	RU Index : Low	RU Index : Low
				ANT1	ANT1	ANT1	ANT1	ANT1	ANT1
[HE20] 106T	UNII1	5180	36	22.26	-	21.92	18.36	-	18.34
		5200	40	22.20	-	22.20	18.40	-	18.34
		5240	48	21.94	-	22.17	18.35	-	18.32
	UNII2A	5260	52	22.12	-	21.96	18.34	-	18.31
		5300	60	22.08	-	21.52	18.33	-	18.32
		5320	64	22.28	-	23.10	18.39	-	18.34
	UNII2C	5500	100	22.46	-	22.11	18.39	-	18.35
		5600	120	21.94	-	21.85	18.33	-	18.41
		5660	132	21.64	-	21.80	18.29	-	18.37
		5720	144	21.92	-	21.93	18.32	-	18.36
	UNII3	5745	149	22.23	-	22.30	18.36	-	18.37
		5785	157	22.27	-	21.98	18.29	-	18.33
		5825	165	22.33	-	21.83	18.38	-	18.36

Mode	Band	Freq. [MHz]	CH.	26 dB Bandwidth [MHz]			99% Occupied Bandwidth[MHz]		
				RU Index : Low	RU Index : Low	RU Index : Low	RU Index : Low	RU Index : Low	RU Index : Low
				ANT1	ANT1	ANT1	ANT1	ANT1	ANT1
[HE20] 242T	UNII1	5180	36	-	23.72	-	-	19.20	-
		5200	40	-	24.82	-	-	19.17	-
		5240	48	-	24.52	-	-	19.20	-
	UNII2A	5260	52	-	24.30	-	-	19.21	-
		5300	60	-	23.72	-	-	19.16	-
		5320	64	-	25.68	-	-	19.19	-
	UNII2C	5500	100	-	25.05	-	-	19.19	-
		5600	120	-	24.80	-	-	19.19	-
		5660	132	-	24.49	-	-	19.19	-
		5720	144	-	24.01	-	-	19.17	-
	UNII3	5745	149	-	24.09	-	-	19.22	-
		5785	157	-	24.10	-	-	19.16	-
		5825	165	-	23.93	-	-	19.15	-

Mode	Band	Freq. [MHz]	CH.	26 dB Bandwidth [MHz]			99% Occupied Bandwidth[MHz]		
				RU Index : Low	RU Index : Low	RU Index : Low	RU Index : Low	RU Index : Low	RU Index : Low
				ANT1	ANT1	ANT1	ANT1	ANT1	ANT1
[HE20] SU	UNII1	5180	36	-	24.32	-	-	19.15	-
		5200	40	-	23.94	-	-	19.18	-
		5240	48	-	24.89	-	-	19.20	-
	UNII2A	5260	52	-	25.28	-	-	19.19	-
		5300	60	-	24.60	-	-	19.18	-
		5320	64	-	24.77	-	-	19.21	-
	UNII2C	5500	100	-	24.56	-	-	19.19	-
		5600	120	-	23.99	-	-	19.18	-
		5720	144	-	24.76	-	-	19.17	-
	UNII3	5745	149	-	25.26	-	-	19.16	-
		5785	157	-	23.79	-	-	19.17	-
		5825	165	-	24.41	-	-	19.19	-

Mode	Band	Freq. [MHz]	CH.	26 dB Bandwidth [MHz]			99% Occupied Bandwidth[MHz]		
				RU Index : Low	RU Index : Low	RU Index : Low	RU Index : Low	RU Index : Low	RU Index : Low
				ANT1	ANT1	ANT1	ANT1	ANT1	ANT1
[HE40] 26T	UNII1	5190	38	21.36	22.04	22.04	18.95	19.53	18.80
		5230	46	22.33	22.04	21.90	19.19	19.91	19.15
	UNII2A	5270	54	21.44	22.10	21.70	19.36	19.98	19.12
		5310	62	21.58	22.01	20.46	19.09	18.84	18.60
	UNII2C	5510	102	21.36	22.24	22.43	19.30	20.10	19.21
		5590	118	21.42	22.95	21.12	19.23	19.79	19.23
		5670	134	21.86	22.62	22.03	19.59	19.88	18.83
		5710	142	22.50	22.00	21.38	19.56	19.80	18.96
	UNII3	5755	151	20.85	21.64	21.14	19.05	19.73	18.95
		5795	159	21.62	22.33	21.98	19.16	20.00	19.17

Mode	Band	Freq. [MHz]	CH.	26 dB Bandwidth [MHz]			99% Occupied Bandwidth[MHz]		
				RU Index : Low	RU Index : Low	RU Index : Low	RU Index : Low	RU Index : Low	RU Index : Low
				ANT1	ANT1	ANT1	ANT1	ANT1	ANT1
[HE40] 52T	UNII1	5190	38	21.55	22.14	21.50	18.57	19.13	18.60
		5230	46	21.88	22.45	22.13	17.91	19.29	18.71
	UNII2A	5270	54	21.82	22.63	21.75	18.52	19.24	18.51
		5310	62	22.17	22.06	22.08	18.47	19.11	18.54
	UNII2C	5510	102	23.15	22.70	22.66	18.70	19.12	18.70
		5590	118	23.08	22.54	22.19	18.52	19.18	18.42
		5670	134	23.04	21.61	22.35	18.59	19.37	18.73
		5710	142	22.61	22.50	22.44	18.55	19.23	18.65
	UNII3	5755	151	22.27	22.57	21.74	18.49	19.18	18.65
		5795	159	22.01	22.68	22.10	18.37	19.53	18.52

Mode	Band	Freq. [MHz]	CH.	26 dB Bandwidth [MHz]			99% Occupied Bandwidth[MHz]		
				RU Index : Low	RU Index : Low	RU Index : Low	RU Index : Low	RU Index : Low	RU Index : Low
				ANT1	ANT1	ANT1	ANT1	ANT1	ANT1
[HE40] 106T	UNII1	5190	38	22.30	24.16	22.26	18.04	18.88	18.11
		5230	46	22.27	23.69	23.13	18.12	18.90	18.14
	UNII2A	5270	54	22.39	23.44	22.62	18.11	18.96	18.13
		5310	62	22.15	23.44	22.81	18.08	18.81	18.18
	UNII2C	5510	102	23.04	23.25	22.90	18.18	18.79	18.21
		5590	118	23.05	23.17	22.70	18.10	18.86	18.15
		5670	134	22.72	23.75	22.62	18.19	18.92	18.24
		5710	142	23.35	23.21	22.55	18.12	18.85	18.14
	UNII3	5755	151	23.27	23.34	23.01	18.02	18.82	18.17
		5795	159	23.30	23.44	22.05	18.07	19.00	18.15

Mode	Band	Freq. [MHz]	CH.	26 dB Bandwidth [MHz]			99% Occupied Bandwidth[MHz]		
				RU Index : Low	RU Index : Low	RU Index : Low	RU Index : Low	RU Index : Low	RU Index : Low
				ANT1	ANT1	ANT1	ANT1	ANT1	ANT1
[HE40] 242T	UNII1	5190	38	25.77	-	25.82	19.26	-	19.23
		5230	46	25.26	-	25.28	19.26	-	19.27
	UNII2A	5270	54	26.02	-	25.20	19.16	-	19.34
		5310	62	25.82	-	26.83	19.21	-	19.37
	UNII2C	5510	102	26.02	-	25.94	19.33	-	19.34
		5590	118	26.39	-	25.74	19.18	-	19.21
		5670	134	25.79	-	25.71	19.33	-	19.42
		5710	142	26.03	-	25.28	19.26	-	19.27
	UNII3	5755	151	25.98	-	25.15	19.25	-	19.29
		5795	159	24.90	-	25.45	19.36	-	19.27

Mode	Band	Freq. [MHz]	CH.	26 dB Bandwidth [MHz]			99% Occupied Bandwidth[MHz]		
				RU Index : Low	RU Index : Low	RU Index : Low	RU Index : Low	RU Index : Low	RU Index : Low
				ANT1	ANT1	ANT1	ANT1	ANT1	ANT1
[HE40] 484T	UNII1	5190	38	-	44.71	-	-	38.08	-
		5230	46	-	45.31	-	-	38.02	-
	UNII2A	5270	54	-	44.41	-	-	38.11	-
		5310	62	-	44.28	-	-	38.15	-
	UNII2C	5510	102	-	44.64	-	-	38.09	-
		5590	118	-	44.06	-	-	38.08	-
		5670	134	-	44.52	-	-	38.11	-
		5710	142	-	44.05	-	-	38.10	-
	UNII3	5755	151	-	44.62	-	-	38.06	-
		5795	159	-	44.86	-	-	38.10	-

Mode	Band	Freq. [MHz]	CH.	26 dB Bandwidth [MHz]			99% Occupied Bandwidth[MHz]		
				RU Index : Low	RU Index : Low	RU Index : Low	RU Index : Low	RU Index : Low	RU Index : Low
				ANT1	ANT1	ANT1	ANT1	ANT1	ANT1
[HE40] SU	UNII1	5190	38	-	44.45	-	-	38.04	-
		5230	46	-	45.23	-	-	38.00	-
	UNII2A	5270	54	-	44.83	-	-	38.07	-
		5310	62	-	44.58	-	-	38.07	-
	UNII2C	5510	102	-	44.60	-	-	38.04	-
		5590	118	-	45.61	-	-	38.05	-
		5710	142	-	44.63	-	-	38.05	-
	UNII3	5755	151	-	45.06	-	-	38.11	-
5795		159	-	45.09	-	-	38.06	-	

Mode	Band	Freq. [MHz]	CH.	26 dB Bandwidth [MHz]			99% Occupied Bandwidth[MHz]		
				RU Index : Low	RU Index : Low	RU Index : Low	RU Index : Low	RU Index : Low	RU Index : Low
				ANT1	ANT1	ANT1	ANT1	ANT1	ANT1
[HE80] 26T	UNII1	5210	42	22.75	38.55	23.43	20.35	36.29	20.13
	UNII2A	5290	58	22.30	38.24	21.55	19.76	36.21	19.31
	UNII2C	5530	106	22.55	38.47	22.22	20.42	36.38	20.18
		5610	122	21.97	38.29	22.34	19.03	36.10	19.81
		5690	138	22.23	38.41	22.46	20.15	36.41	20.35
	UNII3	5775	155	21.72	38.40	22.86	19.63	36.03	19.80

Mode	Band	Freq. [MHz]	CH.	26 dB Bandwidth [MHz]			99% Occupied Bandwidth[MHz]		
				RU Index : Low	RU Index : Low	RU Index : Low	RU Index : Low	RU Index : Low	RU Index : Low
				ANT1	ANT1	ANT1	ANT1	ANT1	ANT1
[HE80] 52T	UNII1	5210	42	22.75	21.69	22.53	19.58	18.99	19.45
	UNII2A	5290	58	23.16	22.47	22.63	19.29	19.16	19.43
	UNII2C	5530	106	22.59	22.51	43.78	19.56	19.49	19.98
		5610	122	22.86	22.96	22.49	19.19	19.16	19.35
		5690	138	21.86	22.72	42.62	19.37	20.00	19.95
	UNII3	5775	155	23.09	23.14	21.99	19.44	18.86	19.18

Mode	Band	Freq. [MHz]	CH.	26 dB Bandwidth [MHz]			99% Occupied Bandwidth[MHz]		
				RU Index : Low	RU Index : Low	RU Index : Low	RU Index : Low	RU Index : Low	RU Index : Low
				ANT1	ANT1	ANT1	ANT1	ANT1	ANT1
[HE80] 106T	UNII1	5210	42	23.99	23.14	22.93	18.94	18.39	18.85
	UNII2A	5290	58	24.22	23.32	23.94	18.64	18.31	18.84
	UNII2C	5530	106	44.62	23.20	44.11	18.95	18.77	19.47
		5610	122	23.60	23.47	24.30	18.71	18.32	18.85
		5690	138	42.73	22.86	43.93	19.04	18.83	19.81
	UNII3	5775	155	24.15	23.47	24.43	18.62	18.22	18.98

Mode	Band	Freq. [MHz]	CH.	26 dB Bandwidth [MHz]			99% Occupied Bandwidth[MHz]		
				RU Index : Low	RU Index : Low	RU Index : Low	RU Index : Low	RU Index : Low	RU Index : Low
				ANT1	ANT1	ANT1	ANT1	ANT1	ANT1
[HE80] 242T	UNII1	5210	42	43.18	43.58	26.50	20.65	37.29	20.13
	UNII2A	5290	58	27.20	44.46	27.62	20.02	37.58	20.01
	UNII2C	5530	106	43.16	44.00	43.60	20.62	37.78	21.41
		5610	122	26.85	44.30	26.55	20.23	37.58	20.05
		5690	138	44.88	43.33	43.75	20.52	37.94	22.32
	UNII3	5775	155	27.26	43.82	27.74	19.96	37.51	20.05

Mode	Band	Freq. [MHz]	CH.	26 dB Bandwidth [MHz]			99% Occupied Bandwidth[MHz]		
				RU Index : Low	RU Index : Low	RU Index : Low	RU Index : Low	RU Index : Low	RU Index : Low
				ANT1	ANT1	ANT1	ANT1	ANT1	ANT1
[HE80] 484T	UNII1	5210	42	46.89	-	44.86	38.39	-	38.19
	UNII2A	5290	58	44.82	-	45.27	38.15	-	38.10
	UNII2C	5530	106	45.81	-	45.58	38.57	-	38.51
		5610	122	45.23	-	46.33	38.09	-	38.14
		5690	138	46.25	-	45.73	38.57	-	39.00
	UNII3	5775	155	45.62	-	45.62	38.04	-	38.06

Mode	Band	Freq. [MHz]	CH.	26 dB Bandwidth [MHz]			99% Occupied Bandwidth[MHz]		
				RU Index : Low	RU Index : Low	RU Index : Low	RU Index : Low	RU Index : Low	RU Index : Low
				ANT1	ANT1	ANT1	ANT1	ANT1	ANT1
[HE80] 996T	UNII1	5210	42	-	85.06	-	-	77.94	-
	UNII2A	5290	58	-	86.49	-	-	77.88	-
	UNII2C	5530	106	-	86.61	-	-	77.78	-
		5610	122	-	85.68	-	-	77.74	-
		5690	138	-	85.41	-	-	78.00	-
	UNII3	5775	155	-	85.92	-	-	77.79	-

Mode	Band	Freq. [MHz]	CH.	26 dB Bandwidth [MHz]			99% Occupied Bandwidth[MHz]		
				RU Index : Low	RU Index : Low	RU Index : Low	RU Index : Low	RU Index : Low	RU Index : Low
				ANT1	ANT1	ANT1	ANT1	ANT1	ANT1
[HE80] SU	UNII1	5210	42	-	85.19	-	-	77.85	-
	UNII2A	5290	58	-	87.51	-	-	77.95	-
	UNII2C	5530	106	-	86.12	-	-	77.70	-
		5610	122	-	85.58	-	-	77.89	-
		5690	138	-	86.02	-	-	77.77	-
	UNII3	5775	155	-	85.88	-	-	77.76	-

10.2.3 MIMO Ant. 2

Mode	Band	Freq. [MHz]	CH.	26 dB Bandwidth [MHz]			99% Occupied Bandwidth[MHz]		
				RU Index : Low	RU Index : Low	RU Index : Low	RU Index : Low	RU Index : Low	RU Index : Low
				ANT2	ANT2	ANT2	ANT2	ANT2	ANT2
[HE20] 26T	UNII1	5180	36	20.74	18.08	20.82	18.54	16.90	18.84
		5200	40	20.67	18.11	20.88	18.71	16.91	18.83
		5240	48	20.61	18.02	21.13	18.48	16.78	18.73
	UNII2A	5260	52	20.84	17.98	20.60	18.71	16.61	18.94
		5300	60	20.64	18.01	20.64	18.80	16.83	18.91
		5320	64	20.55	17.98	20.66	18.61	16.79	18.74
	UNII2C	5500	100	21.20	18.17	20.67	18.78	16.84	18.92
		5600	120	20.83	17.46	20.91	18.79	16.54	18.93
		5660	132	20.57	18.03	20.61	18.78	16.75	18.88
		5720	144	20.52	17.90	21.00	18.54	16.72	18.85
	UNII3	5745	149	20.36	18.04	20.62	18.57	16.84	18.93
		5785	157	20.88	18.03	20.57	18.62	16.79	18.76
5825		165	20.20	18.08	20.73	18.35	16.83	18.76	

Mode	Band	Freq. [MHz]	CH.	26 dB Bandwidth [MHz]			99% Occupied Bandwidth[MHz]		
				RU Index : Low	RU Index : Low	RU Index : Low	RU Index : Low	RU Index : Low	RU Index : Low
				ANT2	ANT2	ANT2	ANT2	ANT2	ANT2
[HE20] 52T	UNII1	5180	36	21.66	18.06	21.13	18.32	16.96	18.47
		5200	40	20.39	18.15	20.95	18.33	16.83	18.35
		5240	48	20.65	18.43	21.88	18.34	17.08	18.49
	UNII2A	5260	52	20.63	18.28	21.17	18.24	17.05	18.46
		5300	60	21.51	18.28	20.69	18.31	17.07	18.32
		5320	64	21.31	18.48	20.60	18.29	16.97	18.37
	UNII2C	5500	100	20.90	18.35	20.88	18.34	17.06	18.43
		5600	120	20.90	18.35	21.14	18.28	17.04	18.46
		5660	132	20.81	18.33	21.19	18.32	16.88	18.42
		5720	144	21.02	18.13	21.27	18.33	16.71	18.44
	UNII3	5745	149	20.76	18.47	21.12	18.23	17.02	18.39
		5785	157	20.70	18.41	21.44	18.15	16.95	18.41
5825		165	20.95	18.53	20.93	18.31	16.89	18.42	

Mode	Band	Freq. [MHz]	CH.	26 dB Bandwidth [MHz]			99% Occupied Bandwidth[MHz]		
				RU Index : Low	RU Index : Low	RU Index : Low	RU Index : Low	RU Index : Low	RU Index : Low
				ANT2	ANT2	ANT2	ANT2	ANT2	ANT2
[HE20] 106T	UNII1	5180	36	21.70	-	21.14	18.24	-	18.28
		5200	40	21.25	-	21.59	18.25	-	18.22
		5240	48	21.57	-	21.24	18.24	-	18.26
	UNII2A	5260	52	21.61	-	21.40	18.20	-	18.30
		5300	60	21.60	-	21.94	18.27	-	18.29
		5320	64	20.98	-	21.12	18.16	-	18.28
	UNII2C	5500	100	21.09	-	20.94	18.28	-	18.32
		5600	120	20.78	-	21.47	18.18	-	18.31
		5660	132	21.52	-	21.30	18.24	-	18.32
		5720	144	21.38	-	21.65	18.24	-	18.28
	UNII3	5745	149	21.36	-	21.42	18.22	-	18.31
		5785	157	21.94	-	21.68	18.22	-	18.30
5825		165	21.72	-	21.26	18.17	-	18.29	

Mode	Band	Freq. [MHz]	CH.	26 dB Bandwidth [MHz]			99% Occupied Bandwidth[MHz]		
				RU Index : Low	RU Index : Low	RU Index : Low	RU Index : Low	RU Index : Low	RU Index : Low
				ANT2	ANT2	ANT2	ANT2	ANT2	ANT2
[HE20] 242T	UNII1	5180	36	-	24.27	-	-	19.13	-
		5200	40	-	23.08	-	-	19.22	-
		5240	48	-	23.01	-	-	19.16	-
	UNII2A	5260	52	-	23.24	-	-	19.12	-
		5300	60	-	23.68	-	-	19.15	-
		5320	64	-	23.98	-	-	19.12	-
	UNII2C	5500	100	-	23.68	-	-	19.15	-
		5600	120	-	23.16	-	-	19.17	-
		5660	132	-	23.99	-	-	19.15	-
		5720	144	-	23.14	-	-	19.12	-
	UNII3	5745	149	-	23.26	-	-	19.16	-
		5785	157	-	23.30	-	-	19.15	-
5825		165	-	23.73	-	-	19.18	-	

Mode	Band	Freq. [MHz]	CH.	26 dB Bandwidth [MHz]			99% Occupied Bandwidth[MHz]		
				RU Index : Low	RU Index : Low	RU Index : Low	RU Index : Low	RU Index : Low	RU Index : Low
				ANT2	ANT2	ANT2	ANT2	ANT2	ANT2
[HE20] SU	UNII1	5180	36	-	23.22	-	-	19.10	-
		5200	40	-	22.91	-	-	19.16	-
		5240	48	-	23.71	-	-	19.16	-
	UNII2A	5260	52	-	23.71	-	-	19.15	-
		5300	60	-	23.19	-	-	19.15	-
		5320	64	-	23.50	-	-	19.15	-
	UNII2C	5500	100	-	23.32	-	-	19.16	-
		5600	120	-	23.91	-	-	19.11	-
		5720	144	-	23.51	-	-	19.13	-
	UNII3	5745	149	-	24.21	-	-	19.17	-
		5785	157	-	23.72	-	-	19.13	-
		5825	165	-	23.36	-	-	19.14	-

Mode	Band	Freq. [MHz]	CH.	26 dB Bandwidth [MHz]			99% Occupied Bandwidth[MHz]		
				RU Index : Low	RU Index : Low	RU Index : Low	RU Index : Low	RU Index : Low	RU Index : Low
				ANT2	ANT2	ANT2	ANT2	ANT2	ANT2
[HE40] 26T	UNII1	5190	38	21.88	21.38	21.21	18.99	19.49	19.01
		5230	46	21.42	21.76	20.92	19.01	19.65	18.80
	UNII2A	5270	54	21.27	21.78	20.86	18.61	18.74	18.94
		5310	62	20.79	21.43	21.12	18.72	19.42	18.70
	UNII2C	5510	102	21.79	21.29	21.14	19.12	19.41	18.94
		5590	118	21.11	21.58	21.27	18.78	19.37	19.06
		5670	134	20.29	21.72	21.59	18.40	19.63	18.93
		5710	142	21.14	21.85	21.20	18.79	19.56	18.92
	UNII3	5755	151	21.22	21.87	21.28	18.95	19.54	18.91
		5795	159	21.12	21.93	20.72	18.90	19.71	18.82

Mode	Band	Freq. [MHz]	CH.	26 dB Bandwidth [MHz]			99% Occupied Bandwidth[MHz]		
				RU Index : Low	RU Index : Low	RU Index : Low	RU Index : Low	RU Index : Low	RU Index : Low
				ANT2	ANT2	ANT2	ANT2	ANT2	ANT2
[HE40] 52T	UNII1	5190	38	21.88	22.38	22.25	18.46	19.01	18.38
		5230	46	22.28	22.54	21.59	18.37	19.05	18.42
	UNII2A	5270	54	22.46	23.43	21.76	18.42	19.20	18.29
		5310	62	22.70	22.53	21.48	18.43	19.05	18.36
	UNII2C	5510	102	22.51	22.56	21.29	18.45	19.05	18.45
		5590	118	22.15	22.66	22.30	18.30	19.07	18.50
		5670	134	22.02	22.35	22.59	18.49	19.11	18.43
		5710	142	22.12	22.60	22.48	18.37	19.16	18.40
	UNII3	5755	151	21.65	22.74	21.88	18.29	19.07	18.42
		5795	159	22.36	21.92	21.85	18.46	19.05	18.40

Mode	Band	Freq. [MHz]	CH.	26 dB Bandwidth [MHz]			99% Occupied Bandwidth[MHz]		
				RU Index : Low	RU Index : Low	RU Index : Low	RU Index : Low	RU Index : Low	RU Index : Low
				ANT2	ANT2	ANT2	ANT2	ANT2	ANT2
[HE40] 106T	UNII1	5190	38	22.64	22.48	22.55	18.04	18.71	18.04
		5230	46	22.98	22.99	22.49	18.11	18.70	18.02
	UNII2A	5270	54	22.18	23.38	22.85	18.10	18.73	18.03
		5310	62	23.05	22.63	22.76	18.06	18.66	18.08
	UNII2C	5510	102	23.05	22.73	22.92	18.09	18.74	18.12
		5590	118	23.51	22.89	22.71	18.10	18.76	18.03
		5670	134	22.67	23.17	22.72	18.09	18.77	18.15
		5710	142	22.90	23.44	22.73	17.99	18.75	18.02
	UNII3	5755	151	23.10	22.73	22.61	18.04	18.73	18.08
		5795	159	22.82	23.90	22.51	18.06	18.87	18.06

Mode	Band	Freq. [MHz]	CH.	26 dB Bandwidth [MHz]			99% Occupied Bandwidth[MHz]		
				RU Index : Low	RU Index : Low	RU Index : Low	RU Index : Low	RU Index : Low	RU Index : Low
				ANT2	ANT2	ANT2	ANT2	ANT2	ANT2
[HE40] 242T	UNII1	5190	38	25.13	-	25.06	19.19	-	19.22
		5230	46	25.34	-	25.19	19.27	-	19.17
	UNII2A	5270	54	24.72	-	25.42	19.21	-	19.17
		5310	62	24.42	-	24.77	19.20	-	19.15
	UNII2C	5510	102	25.33	-	24.93	19.25	-	19.22
		5590	118	25.14	-	25.24	19.21	-	19.19
		5670	134	24.76	-	26.12	19.19	-	19.30
		5710	142	25.60	-	25.02	19.18	-	19.21
	UNII3	5755	151	24.43	-	24.83	19.19	-	19.17
		5795	159	25.41	-	24.93	19.14	-	19.21

Mode	Band	Freq. [MHz]	CH.	26 dB Bandwidth [MHz]			99% Occupied Bandwidth[MHz]		
				RU Index : Low	RU Index : Low	RU Index : Low	RU Index : Low	RU Index : Low	RU Index : Low
				ANT2	ANT2	ANT2	ANT2	ANT2	ANT2
[HE40] 484T	UNII1	5190	38	-	44.30	-	-	38.06	-
		5230	46	-	45.17	-	-	38.02	-
	UNII2A	5270	54	-	43.63	-	-	38.04	-
		5310	62	-	43.31	-	-	38.02	-
	UNII2C	5510	102	-	44.42	-	-	38.03	-
		5590	118	-	44.07	-	-	38.07	-
		5670	134	-	44.18	-	-	38.05	-
		5710	142	-	46.38	-	-	38.05	-
	UNII3	5755	151	-	44.24	-	-	38.04	-
		5795	159	-	44.16	-	-	38.01	-

Mode	Band	Freq. [MHz]	CH.	26 dB Bandwidth [MHz]			99% Occupied Bandwidth[MHz]		
				RU Index : Low	RU Index : Low	RU Index : Low	RU Index : Low	RU Index : Low	RU Index : Low
				ANT2	ANT2	ANT2	ANT2	ANT2	ANT2
[HE40] SU	UNII1	5190	38	-	43.28	-	-	38.06	-
		5230	46	-	44.22	-	-	37.99	-
	UNII2A	5270	54	-	44.12	-	-	38.01	-
		5310	62	-	43.08	-	-	37.97	-
	UNII2C	5510	102	-	44.43	-	-	38.02	-
		5590	118	-	43.99	-	-	38.02	-
		5710	142	-	43.64	-	-	38.00	-
	UNII3	5755	151	-	43.75	-	-	38.02	-
5795		159	-	44.35	-	-	37.98	-	

Mode	Band	Freq. [MHz]	CH.	26 dB Bandwidth [MHz]			99% Occupied Bandwidth[MHz]		
				RU Index : Low	RU Index : Low	RU Index : Low	RU Index : Low	RU Index : Low	RU Index : Low
				ANT2	ANT2	ANT2	ANT2	ANT2	ANT2
[HE80] 26T	UNII1	5210	42	22.42	38.20	22.10	19.98	35.86	19.61
	UNII2A	5290	58	22.00	38.15	22.36	19.50	36.06	19.82
	UNII2C	5530	106	22.12	38.63	21.70	19.83	36.31	19.76
		5610	122	22.16	38.37	22.10	19.52	36.22	19.71
		5690	138	21.74	38.40	22.32	19.85	36.48	19.88
	UNII3	5775	155	22.58	38.31	22.52	19.98	36.59	19.97

Mode	Band	Freq. [MHz]	CH.	26 dB Bandwidth [MHz]			99% Occupied Bandwidth[MHz]		
				RU Index : Low	RU Index : Low	RU Index : Low	RU Index : Low	RU Index : Low	RU Index : Low
				ANT2	ANT2	ANT2	ANT2	ANT2	ANT2
[HE80] 52T	UNII1	5210	42	22.40	21.61	22.93	19.15	18.73	19.14
	UNII2A	5290	58	22.36	22.13	23.30	18.86	18.79	19.27
	UNII2C	5530	106	22.35	21.76	22.16	19.11	19.04	19.55
		5610	122	22.80	22.44	22.51	19.08	18.75	19.24
		5690	138	22.04	21.79	22.85	19.13	18.97	19.46
	UNII3	5775	155	21.95	22.02	22.57	19.02	18.69	19.12

Mode	Band	Freq. [MHz]	CH.	26 dB Bandwidth [MHz]			99% Occupied Bandwidth[MHz]		
				RU Index : Low	RU Index : Low	RU Index : Low	RU Index : Low	RU Index : Low	RU Index : Low
				ANT2	ANT2	ANT2	ANT2	ANT2	ANT2
[HE80] 106T	UNII1	5210	42	43.81	23.15	23.20	18.98	18.50	18.68
	UNII2A	5290	58	23.07	22.50	23.74	18.44	18.22	18.79
	UNII2C	5530	106	23.57	22.83	23.23	18.73	18.53	18.94
		5610	122	24.20	22.47	23.36	18.65	18.29	18.61
		5690	138	23.36	22.93	23.66	18.75	18.58	18.82
	UNII3	5775	155	22.95	23.11	22.44	18.52	18.25	18.60

Mode	Band	Freq. [MHz]	CH.	26 dB Bandwidth [MHz]			99% Occupied Bandwidth[MHz]		
				RU Index : Low	RU Index : Low	RU Index : Low	RU Index : Low	RU Index : Low	RU Index : Low
				ANT2	ANT2	ANT2	ANT2	ANT2	ANT2
[HE80] 242T	UNII1	5210	42	43.03	42.98	43.73	20.36	37.65	20.03
	UNII2A	5290	58	42.69	42.34	43.27	19.86	37.49	19.90
	UNII2C	5530	106	43.10	42.80	43.58	20.13	37.61	20.22
		5610	122	26.01	43.32	42.80	19.73	37.51	19.83
		5690	138	43.34	42.24	42.88	20.10	37.80	20.23
	UNII3	5775	155	25.35	42.42	42.90	19.83	37.47	19.97

Mode	Band	Freq. [MHz]	CH.	26 dB Bandwidth [MHz]			99% Occupied Bandwidth[MHz]		
				RU Index : Low	RU Index : Low	RU Index : Low	RU Index : Low	RU Index : Low	RU Index : Low
				ANT2	ANT2	ANT2	ANT2	ANT2	ANT2
[HE80] 484T	UNII1	5210	42	45.20	-	44.25	38.43	-	38.10
	UNII2A	5290	58	45.95	-	45.07	38.12	-	38.03
	UNII2C	5530	106	44.96	-	45.40	38.22	-	38.28
		5610	122	45.29	-	44.71	38.02	-	38.13
		5690	138	45.36	-	45.23	38.17	-	38.24
	UNII3	5775	155	44.80	-	45.40	38.05	-	38.29

Mode	Band	Freq. [MHz]	CH.	26 dB Bandwidth [MHz]			99% Occupied Bandwidth[MHz]		
				RU Index : Low	RU Index : Low	RU Index : Low	RU Index : Low	RU Index : Low	RU Index : Low
				ANT2	ANT2	ANT2	ANT2	ANT2	ANT2
[HE80] 996T	UNII1	5210	42	-	85.12	-	-	77.78	-
	UNII2A	5290	58	-	84.69	-	-	77.60	-
	UNII2C	5530	106	-	85.06	-	-	77.84	-
		5610	122	-	84.77	-	-	77.77	-
		5690	138	-	86.37	-	-	77.72	-
	UNII3	5775	155	-	86.00	-	-	77.79	-

Mode	Band	Freq. [MHz]	CH.	26 dB Bandwidth [MHz]			99% Occupied Bandwidth[MHz]		
				RU Index : Low	RU Index : Low	RU Index : Low	RU Index : Low	RU Index : Low	RU Index : Low
				ANT2	ANT2	ANT2	ANT2	ANT2	ANT2
[HE80] SU	UNII1	5210	42	-	84.93	-	-	77.65	-
	UNII2A	5290	58	-	85.28	-	-	77.64	-
	UNII2C	5530	106	-	85.66	-	-	77.60	-
		5610	122	-	85.07	-	-	77.75	-
		5690	138	-	85.22	-	-	77.78	-
	UNII3	5775	155	-	84.28	-	-	77.78	-

10.3 6 dB BANDWIDTH

Limit : > 0.5 MHz

10.3.1 SISO Ant. 2

Mode	Band	Freq. [MHz]	CH.	6 dB Bandwidth [MHz]		
				RU Index : Low	RU Index : Low	RU Index : Low
				ANT2	ANT2	ANT2
[HE20] 26T	UNII3	5745	149	2.116	2.693	2.089
		5785	157	2.070	2.675	2.056
		5825	165	2.128	2.663	2.143

Mode	Band	Freq. [MHz]	CH.	6 dB Bandwidth [MHz]		
				RU Index : Low	RU Index : Low	RU Index : Low
				ANT2	ANT2	ANT2
[HE20] 52T	UNII3	5745	149	13.34	12.52	8.252
		5785	157	4.117	6.629	13.25
		5825	165	17.07	4.080	15.78

Mode	Band	Freq. [MHz]	CH.	6 dB Bandwidth [MHz]		
				RU Index : Low	RU Index : Low	RU Index : Low
				ANT2	ANT2	ANT2
[HE20] 106T	UNII3	5745	149	17.19	-	17.22
		5785	157	17.22	-	17.13
		5825	165	17.16	-	17.18

Mode	Band	Freq. [MHz]	CH.	6 dB Bandwidth [MHz]		
				RU Index : Low	RU Index : Low	RU Index : Low
				ANT2	ANT2	ANT2
[HE20] 242T	UNII3	5745	149	-	19.17	-
		5785	157	-	19.19	-
		5825	165	-	19.19	-

Mode	Band	Freq. [MHz]	CH.	6 dB Bandwidth [MHz]		
				RU Index : Low	RU Index : Low	RU Index : Low
				ANT2	ANT2	ANT2
[HE20] SU	UNII3	5745	149	-	19.14	-
		5785	157	-	19.17	-
		5825	165	-	19.15	-

Mode	Band	Freq. [MHz]	CH.	6 dB Bandwidth [MHz]		
				RU Index : Low	RU Index : Low	RU Index : Low
				ANT2	ANT2	ANT2
[HE40] 26T	UNII3	5755	151	2.164	2.166	2.159
		5795	159	2.139	2.122	2.178

Mode	Band	Freq. [MHz]	CH.	6 dB Bandwidth [MHz]		
				RU Index : Low	RU Index : Low	RU Index : Low
				ANT2	ANT2	ANT2
[HE40] 52T	UNII3	5755	151	4.144	16.04	15.36
		5795	159	4.103	17.33	15.33

Mode	Band	Freq. [MHz]	CH.	6 dB Bandwidth [MHz]		
				RU Index : Low	RU Index : Low	RU Index : Low
				ANT2	ANT2	ANT2
[HE40] 106T	UNII3	5755	151	16.68	17.39	16.68
		5795	159	16.64	17.29	16.65

Mode	Band	Freq. [MHz]	CH.	6 dB Bandwidth [MHz]		
				RU Index : Low	RU Index : Low	RU Index : Low
				ANT2	ANT2	ANT2
[HE40] 242T	UNII3	5755	151	18.92	-	18.91
		5795	159	18.94	-	18.92

Mode	Band	Freq. [MHz]	CH.	6 dB Bandwidth [MHz]		
				RU Index : Low	RU Index : Low	RU Index : Low
				ANT2	ANT2	ANT2
[HE40] 484T	UNII3	5755	151	-	38.19	-
		5795	159	-	38.23	-

Mode	Band	Freq. [MHz]	CH.	6 dB Bandwidth [MHz]		
				RU Index : Low	RU Index : Low	RU Index : Low
				ANT2	ANT2	ANT2
[HE40] SU	UNII3	5755	151	-	38.21	-
		5795	159	-	38.24	-

Mode	Band	Freq. [MHz]	CH.	6 dB Bandwidth [MHz]		
				RU Index : Low	RU Index : Low	RU Index : Low
				ANT2	ANT2	ANT2
[HE80] 26T	UNII3	5775	155	2.243	2.771	2.252
[HE80] 52T	UNII3	5775	155	14.18	16.25	15.47
[HE80] 106T	UNII3	5775	155	16.67	16.51	16.83
[HE80] 242T	UNII3	5775	155	18.96	37.02	19.00
[HE80] 484T	UNII3	5775	155	37.85	-	37.98
[HE80] 996T	UNII3	5775	155	-	78.25	-
[HE80] SU	UNII3	5775	155	-	78.21	-

10.3.2 MIMO Ant. 1

Mode	Band	Freq. [MHz]	CH.	6 dB Bandwidth [MHz]		
				RU Index : Low	RU Index : Low	RU Index : Low
				ANT1	ANT1	ANT1
[HE20] 26T	UNII3	5745	149	2.077	2.663	2.095
		5785	157	2.084	2.667	2.066
		5825	165	2.078	2.699	2.078

Mode	Band	Freq. [MHz]	CH.	6 dB Bandwidth [MHz]		
				RU Index : Low	RU Index : Low	RU Index : Low
				ANT1	ANT1	ANT1
[HE20] 52T	UNII3	5745	149	17.08	12.87	4.081
		5785	157	4.130	4.072	17.01
		5825	165	17.05	6.265	8.273

Mode	Band	Freq. [MHz]	CH.	6 dB Bandwidth [MHz]		
				RU Index : Low	RU Index : Low	RU Index : Low
				ANT1	ANT1	ANT1
[HE20] 106T	UNII3	5745	149	17.21	-	17.19
		5785	157	17.20	-	17.19
		5825	165	17.21	-	17.18

Mode	Band	Freq. [MHz]	CH.	6 dB Bandwidth [MHz]		
				RU Index : Low	RU Index : Low	RU Index : Low
				ANT1	ANT1	ANT1
[HE20] 242T	UNII3	5745	149	-	19.14	-
		5785	157	-	19.15	-
		5825	165	-	19.09	-

Mode	Band	Freq. [MHz]	CH.	6 dB Bandwidth [MHz]		
				RU Index : Low	RU Index : Low	RU Index : Low
				ANT1	ANT1	ANT1
[HE20] SU	UNII3	5745	149	-	19.15	-
		5785	157	-	19.16	-
		5825	165	-	19.09	-

Mode	Band	Freq. [MHz]	CH.	6 dB Bandwidth [MHz]		
				RU Index : Low	RU Index : Low	RU Index : Low
				ANT1	ANT1	ANT1
[HE40] 26T	UNII3	5755	151	2.161	2.141	2.128
		5795	159	2.103	2.143	2.144

Mode	Band	Freq. [MHz]	CH.	6 dB Bandwidth [MHz]		
				RU Index : Low	RU Index : Low	RU Index : Low
				ANT1	ANT1	ANT1
[HE40] 52T	UNII3	5755	151	16.65	17.33	16.60
		5795	159	4.167	17.32	7.818

Mode	Band	Freq. [MHz]	CH.	6 dB Bandwidth [MHz]		
				RU Index : Low	RU Index : Low	RU Index : Low
				ANT1	ANT1	ANT1
[HE40] 106T	UNII3	5755	151	16.68	17.36	16.62
		5795	159	16.67	17.36	16.83

Mode	Band	Freq. [MHz]	CH.	6 dB Bandwidth [MHz]		
				RU Index : Low	RU Index : Low	RU Index : Low
				ANT1	ANT1	ANT1
[HE40] 242T	UNII3	5755	151	18.88	-	18.90
		5795	159	18.92	-	18.91

Mode	Band	Freq. [MHz]	CH.	6 dB Bandwidth [MHz]		
				RU Index : Low	RU Index : Low	RU Index : Low
				ANT1	ANT1	ANT1
[HE40] 484T	UNII3	5755	151	-	38.19	-
		5795	159	-	38.21	-

Mode	Band	Freq. [MHz]	CH.	6 dB Bandwidth [MHz]		
				RU Index : Low	RU Index : Low	RU Index : Low
				ANT1	ANT1	ANT1
[HE40] SU	UNII3	5755	151	-	38.20	-
		5795	159	-	38.19	-

Mode	Band	Freq. [MHz]	CH.	6 dB Bandwidth [MHz]		
				RU Index : Low	RU Index : Low	RU Index : Low
				ANT1	ANT1	ANT1
[HE80] 26T	UNII3	5775	155	2.221	2.800	2.257
[HE80] 52T	UNII3	5775	155	16.62	4.206	7.948
[HE80] 106T	UNII3	5775	155	16.77	16.49	16.84
[HE80] 242T	UNII3	5775	155	18.95	37.07	18.98
[HE80] 484T	UNII3	5775	155	37.84	-	38.00
[HE80] 996T	UNII3	5775	155	-	78.21	-
[HE80] SU	UNII3	5775	155	-	78.24	-

10.3.3 MIMO Ant. 2

Mode	Band	Freq. [MHz]	CH.	6 dB Bandwidth [MHz]		
				RU Index : Low	RU Index : Low	RU Index : Low
				ANT2	ANT2	ANT2
[HE20] 26T	UNII3	5745	149	2.105	2.680	2.070
		5785	157	2.119	2.696	2.113
		5825	165	2.115	2.634	2.081

Mode	Band	Freq. [MHz]	CH.	6 dB Bandwidth [MHz]		
				RU Index : Low	RU Index : Low	RU Index : Low
				ANT2	ANT2	ANT2
[HE20] 52T	UNII3	5745	149	17.06	15.03	17.02
		5785	157	14.49	12.88	15.85
		5825	165	17.05	15.03	17.06

Mode	Band	Freq. [MHz]	CH.	6 dB Bandwidth [MHz]		
				RU Index : Low	RU Index : Low	RU Index : Low
				ANT2	ANT2	ANT2
[HE20] 106T	UNII3	5745	149	17.17	-	17.79
		5785	157	17.18	-	17.18
		5825	165	17.19	-	17.18

Mode	Band	Freq. [MHz]	CH.	6 dB Bandwidth [MHz]		
				RU Index : Low	RU Index : Low	RU Index : Low
				ANT2	ANT2	ANT2
[HE20] 242T	UNII3	5745	149	-	19.12	-
		5785	157	-	19.13	-
		5825	165	-	19.07	-

Mode	Band	Freq. [MHz]	CH.	6 dB Bandwidth [MHz]		
				RU Index : Low	RU Index : Low	RU Index : Low
				ANT2	ANT2	ANT2
[HE20] SU	UNII3	5745	149	-	19.13	-
		5785	157	-	19.15	-
		5825	165	-	19.06	-

Mode	Band	Freq. [MHz]	CH.	6 dB Bandwidth [MHz]		
				RU Index : Low	RU Index : Low	RU Index : Low
				ANT2	ANT2	ANT2
[HE40] 26T	UNII3	5755	151	2.150	2.124	2.125
		5795	159	2.148	2.108	2.182

Mode	Band	Freq. [MHz]	CH.	6 dB Bandwidth [MHz]		
				RU Index : Low	RU Index : Low	RU Index : Low
				ANT2	ANT2	ANT2
[HE40] 52T	UNII3	5755	151	14.09	16.07	16.63
		5795	159	16.55	17.34	14.14

Mode	Band	Freq. [MHz]	CH.	6 dB Bandwidth [MHz]		
				RU Index : Low	RU Index : Low	RU Index : Low
				ANT2	ANT2	ANT2
[HE40] 106T	UNII3	5755	151	16.64	17.57	17.23
		5795	159	16.66	17.35	17.21

Mode	Band	Freq. [MHz]	CH.	6 dB Bandwidth [MHz]		
				RU Index : Low	RU Index : Low	RU Index : Low
				ANT2	ANT2	ANT2
[HE40] 242T	UNII3	5755	151	18.93	-	18.89
		5795	159	18.90	-	18.88

Mode	Band	Freq. [MHz]	CH.	6 dB Bandwidth [MHz]		
				RU Index : Low	RU Index : Low	RU Index : Low
				ANT2	ANT2	ANT2
[HE40] 484T	UNII3	5755	151	-	38.17	-
		5795	159	-	38.21	-

Mode	Band	Freq. [MHz]	CH.	6 dB Bandwidth [MHz]		
				RU Index : Low	RU Index : Low	RU Index : Low
				ANT2	ANT2	ANT2
[HE40] SU	UNII3	5755	151	-	38.23	-
		5795	159	-	38.20	-

Mode	Band	Freq. [MHz]	CH.	6 dB Bandwidth [MHz]		
				RU Index : Low	RU Index : Low	RU Index : Low
				ANT2	ANT2	ANT2
[HE80] 26T	UNII3	5775	155	2.230	2.798	2.232
[HE80] 52T	UNII3	5775	155	15.45	16.27	14.17
[HE80] 106T	UNII3	5775	155	16.77	16.49	17.36
[HE80] 242T	UNII3	5775	155	18.96	37.62	19.01
[HE80] 484T	UNII3	5775	155	37.88	-	37.99
[HE80] 996T	UNII3	5775	155	-	78.23	-
[HE80] SU	UNII3	5775	155	-	78.27	-

10.4 OUTPUT POWER MEASUREMENT

Straddle channel data in the table below are for reporting purposes only.

Straddle channel data were added in section 10.6.3.

Limit

(UNII 1) : 23.98 dBm

(UNII 2A, 2C) : 23.98 dBm or 11 dBm + 10 log B, (where B is the 26 dB emission bandwidth in megahertz.)

(UNII 3) : 30.00 dBm

10.4.1 SISO Ant. 2

Mode	Band	Freq. [MHz]	CH.	Total Average Power [dBm]		
				RU Index : Low	RU Index : Mid	RU Index : High
				ANT2	ANT2	ANT2
[HE20] 26T	UNII1	5180	36	6.62	6.80	7.23
		5200	40	7.05	7.24	7.61
		5240	48	4.02	4.10	4.40
	UNII2A	5260	52	7.81	7.93	8.24
		5300	60	7.76	7.91	8.23
		5320	64	6.22	6.35	6.66
	UNII2C	5500	100	5.12	4.82	4.68
		5600	120	7.89	7.52	7.42
		5660	132	5.06	4.75	4.65
		5720	144	8.64	8.26	8.11
	UNII3	5745	149	8.88	8.58	8.40
		5785	157	8.40	7.98	7.84
5825		165	8.38	8.12	8.02	

Mode	Band	Freq. [MHz]	CH.	Total Average Power [dBm]		
				RU Index : Low	RU Index : Mid	RU Index : High
				ANT2	ANT2	ANT2
[HE20] 52T	UNII1	5180	36	7.02	7.13	7.64
		5200	40	7.06	7.14	7.58
		5240	48	3.90	3.96	4.32
	UNII2A	5260	52	7.83	7.86	8.19
		5300	60	8.03	8.07	8.42
		5320	64	6.09	6.13	6.48
	UNII2C	5500	100	5.01	4.84	4.67
		5600	120	7.84	7.65	7.43
		5660	132	5.01	4.84	4.63
		5720	144	8.59	8.37	8.13
	UNII3	5745	149	8.61	8.43	8.21
		5785	157	8.66	8.42	8.12
		5825	165	8.59	8.42	8.27

Mode	Band	Freq. [MHz]	CH.	Total Average Power [dBm]		
				RU Index : Low	RU Index : Mid	RU Index : High
				ANT2	ANT2	ANT2
[HE20] 106T	UNII1	5180	36	7.17	-	7.63
		5200	40	7.19	-	7.58
		5240	48	3.99	-	4.29
	UNII2A	5260	52	7.70	-	7.90
		5300	60	7.89	-	8.18
		5320	64	6.36	-	6.64
	UNII2C	5500	100	5.00	-	4.75
		5600	120	8.13	-	7.82
		5660	132	4.97	-	4.71
		5720	144	8.61	-	8.27
	UNII3	5745	149	9.14	-	8.83
		5785	157	8.61	-	8.23
		5825	165	8.74	-	8.53

Mode	Band	Freq. [MHz]	CH.	Total Average Power [dBm]		
				RU Index : Low	RU Index : Mid	RU Index : High
				ANT2	ANT2	ANT2
[HE20] 242T	UNII1	5180	36	-	7.68	-
		5200	40	-	7.67	-
		5240	48	-	4.22	-
	UNII2A	5260	52	-	8.33	-
		5300	60	-	8.32	-
		5320	64	-	6.23	-
	UNII2C	5500	100	-	4.97	-
		5600	120	-	8.06	-
		5660	132	-	4.95	-
		5720	144	-	8.85	-
	UNII3	5745	149	-	9.33	-
		5785	157	-	8.54	-
		5825	165	-	8.50	-

Mode	Band	Freq. [MHz]	CH.	Total Average Power [dBm]		
				RU Index : Low	RU Index : Mid	RU Index : High
				ANT2	ANT2	ANT2
[HE20] SU	UNII1	5180	36	-	13.16	-
		5200	40	-	13.46	-
		5240	48	-	13.97	-
	UNII2A	5260	52	-	14.03	-
		5300	60	-	13.95	-
		5320	64	-	11.93	-
	UNII2C	5500	100	-	13.35	-
		5600	120	-	13.75	-
		5720	144	-	14.51	-
	UNII3	5745	149	-	14.46	-
		5785	157	-	14.11	-
		5825	165	-	14.47	-

Mode	Band	Freq. [MHz]	CH.	Total Average Power [dBm]		
				RU Index : Low	RU Index : Mid	RU Index : High
				ANT2	ANT2	ANT2
[HE40] 26T	UNII1	5190	38	6.27	6.93	7.74
		5230	46	1.50	1.94	2.56
	UNII2A	5270	54	7.81	8.10	8.78
		5310	62	6.52	6.95	7.55
	UNII2C	5510	102	5.57	4.94	4.79
		5590	118	8.88	8.06	7.80
		5670	134	5.71	4.89	4.62
		5710	142	9.15	8.46	8.18
	UNII3	5755	151	9.06	8.26	7.85
		5795	159	9.01	8.20	7.93

Mode	Band	Freq. [MHz]	CH.	Total Average Power [dBm]		
				RU Index : Low	RU Index : Mid	RU Index : High
				ANT2	ANT2	ANT2
[HE40] 52T	UNII1	5190	38	6.21	6.85	7.60
		5230	46	1.40	1.90	2.48
	UNII2A	5270	54	7.63	7.92	8.51
		5310	62	6.65	7.03	7.61
	UNII2C	5510	102	5.55	5.14	4.87
		5590	118	8.30	7.47	7.28
		5670	134	5.71	4.81	4.53
		5710	142	9.17	8.44	8.21
	UNII3	5755	151	9.28	8.55	8.49
		5795	159	9.15	8.23	8.02

Mode	Band	Freq. [MHz]	CH.	Total Average Power [dBm]		
				RU Index : Low	RU Index : Mid	RU Index : High
				ANT2	ANT2	ANT2
[HE40] 106T	UNII1	5190	38	6.41	6.69	7.62
		5230	46	1.65	1.80	2.50
	UNII2A	5270	54	7.51	7.60	8.29
		5310	62	6.81	6.94	7.63
	UNII2C	5510	102	5.51	5.11	4.83
		5590	118	8.64	8.11	7.70
		5670	134	5.60	5.08	4.63
		5710	142	9.29	8.83	8.42
	UNII3	5755	151	9.49	9.05	8.56
		5795	159	8.57	8.06	7.70

Mode	Band	Freq. [MHz]	CH.	Total Average Power [dBm]		
				RU Index : Low	RU Index : Mid	RU Index : High
				ANT2	ANT2	ANT2
[HE40] 242T	UNII1	5190	38	7.05	-	7.85
		5230	46	1.72	-	2.35
	UNII2A	5270	54	7.90	-	8.40
		5310	62	6.96	-	7.50
	UNII2C	5510	102	5.40	-	4.97
		5590	118	8.20	-	7.58
		5670	134	5.47	-	5.81
		5710	142	9.06	-	8.49
	UNII3	5755	151	8.95	-	8.34
		5795	159	8.61	-	8.03

Mode	Band	Freq. [MHz]	CH.	Total Average Power [dBm]		
				RU Index : Low	RU Index : Mid	RU Index : High
				ANT2	ANT2	ANT2
[HE40] 484T	UNII1	5190	38	-	7.38	-
		5230	46	-	2.22	-
	UNII2A	5270	54	-	8.36	-
		5310	62	-	7.70	-
	UNII2C	5510	102	-	5.42	-
		5590	118	-	8.77	-
		5670	134	-	5.40	-
	UNII3	5710	142	-	9.17	-
		5755	151	-	8.89	-
		5795	159	-	8.39	-

Mode	Band	Freq. [MHz]	CH.	Total Average Power [dBm]		
				RU Index : Low	RU Index : Mid	RU Index : High
				ANT2	ANT2	ANT2
[HE40] SU	UNII1	5190	38	-	11.29	-
		5230	46	-	11.92	-
	UNII2A	5270	54	-	12.07	-
		5310	62	-	9.05	-
	UNII2C	5510	102	-	11.56	-
		5590	118	-	12.17	-
		5710	142	-	12.95	-
	UNII3	5755	151	-	12.93	-
		5795	159	-	12.30	-

Mode	Band	Freq. [MHz]	CH.	Total Average Power [dBm]		
				RU Index : Low	RU Index : Mid	RU Index : High
				ANT2	ANT2	ANT2
[HE80] 26T	UNII1	5210	42	1.65	2.74	4.55
	UNII2A	5290	58	7.31	7.91	9.51
	UNII2C	5530	106	5.48	4.11	3.39
		5610	122	9.66	8.13	7.69
		5690	138	5.31	4.15	3.75
	UNII3	5775	155	9.66	7.96	7.36

Mode	Band	Freq. [MHz]	CH.	Total Average Power [dBm]		
				RU Index : Low	RU Index : Mid	RU Index : High
				ANT2	ANT2	ANT2
[HE80] 52T	UNII1	5210	42	1.51	2.81	4.50
	UNII2A	5290	58	7.29	8.10	9.48
	UNII2C	5530	106	5.35	4.08	3.37
		5610	122	9.55	8.02	7.62
		5690	138	5.29	4.01	3.73
	UNII3	5775	155	9.52	7.79	7.29

Mode	Band	Freq. [MHz]	CH.	Total Average Power [dBm]		
				RU Index : Low	RU Index : Mid	RU Index : High
				ANT2	ANT2	ANT2
[HE80] 106T	UNII1	5210	42	1.59	3.01	4.43
	UNII2A	5290	58	7.26	8.12	9.29
	UNII2C	5530	106	5.26	4.11	3.45
		5610	122	9.40	8.04	7.66
		5690	138	5.23	4.09	3.76
	UNII3	5775	155	9.49	7.83	7.31

Mode	Band	Freq. [MHz]	CH.	Total Average Power [dBm]		
				RU Index : Low	RU Index : Mid	RU Index : High
				ANT2	ANT2	ANT2
[HE80] 242T	UNII1	5210	42	1.69	2.40	4.13
	UNII2A	5290	58	7.22	7.64	8.97
	UNII2C	5530	106	5.03	4.52	3.56
		5610	122	9.07	8.42	7.65
		5690	138	5.01	4.49	3.76
	UNII3	5775	155	9.24	8.52	7.28

Mode	Band	Freq. [MHz]	CH.	Total Average Power [dBm]		
				RU Index : Low	RU Index : Mid	RU Index : High
				ANT2	ANT2	ANT2
[HE80] 484T	UNII1	5210	42	2.35	-	4.02
	UNII2A	5290	58	7.54	-	8.75
	UNII2C	5530	106	4.80	-	3.84
		5610	122	8.89	-	7.96
		5690	138	5.04	-	4.19
	UNII3	5775	155	9.06	-	7.70

Mode	Band	Freq. [MHz]	CH.	Total Average Power [dBm]		
				RU Index : Low	RU Index : Mid	RU Index : High
				ANT2	ANT2	ANT2
[HE80] 996T	UNII1	5210	42	-	2.62	-
	UNII2A	5290	58	-	7.67	-
	UNII2C	5530	106	-	4.05	-
		5610	122	-	8.01	-
		5690	138	-	4.08	-
	UNII3	5775	155	-	7.99	-

Mode	Band	Freq. [MHz]	CH.	Total Average Power [dBm]		
				RU Index : Low	RU Index : Mid	RU Index : High
				ANT2	ANT2	ANT2
[HE80] SU	UNII1	5210	42	-	10.72	-
	UNII2A	5290	58	-	9.83	-
	UNII2C	5530	106	-	10.41	-
		5610	122	-	12.13	-
		5690	138	-	12.63	-
	UNII3	5775	155	-	12.23	-

10.4.2 MIMO(Ant 1 + Ant 2)

Ant Total Power [dBm] = Measured Power [dBm] + Duty Cycle Factor [dB]

MIMO Total Power [dBm] = Ant.1 Total Power [dBm] + Ant.2 Total Power [dB]

Mode	Band	Freq. [MHz]	CH.	Total Average Power [dBm]								
				RU Index : Low			RU Index : Mid			RU Index : High		
				ANT1	ANT2	MIMO	ANT1	ANT2	MIMO	ANT1	ANT2	MIMO
[HE20] 26T	UNII1	5180	36	7.33	6.99	10.17	7.54	7.12	10.34	7.96	7.47	10.73
		5200	40	7.62	6.96	10.31	7.89	7.18	10.56	8.31	7.50	10.93
		5240	48	4.53	4.46	7.50	4.64	4.57	7.62	4.97	4.86	7.92
	UNII2A	5260	52	7.63	7.67	10.66	7.79	7.78	10.80	8.22	8.05	11.14
		5300	60	7.38	7.87	10.64	7.77	8.05	10.92	8.27	8.32	11.31
		5320	64	7.29	6.70	10.01	7.58	6.87	10.25	7.97	7.16	10.59
	UNII2C	5500	100	3.71	4.00	6.87	3.55	3.73	6.65	3.69	3.62	6.67
		5600	120	7.71	6.84	10.30	7.44	6.51	10.01	7.35	6.40	9.91
		5660	132	3.48	4.41	6.98	3.09	4.05	6.61	2.87	3.85	6.40
		5720	144	7.71	7.90	10.82	7.27	7.54	10.42	7.04	7.38	10.23
	UNII3	5745	149	7.58	7.40	10.50	7.19	7.08	10.14	6.92	6.90	9.92
		5785	157	7.53	7.26	10.40	7.11	6.84	9.98	6.91	6.65	9.79
5825		165	7.46	8.78	11.18	7.05	8.58	10.90	6.86	8.46	10.75	

Mode	Band	Freq. [MHz]	CH.	Total Average Power [dBm]								
				RU Index : Low			RU Index : Mid			RU Index : High		
				ANT1	ANT2	MIMO	ANT1	ANT2	MIMO	ANT1	ANT2	MIMO
[HE20] 52T	UNII1	5180	36	7.37	7.72	10.56	7.50	7.84	10.68	8.08	8.35	11.22
		5200	40	7.43	7.54	10.49	7.55	7.62	10.60	8.09	8.05	11.08
		5240	48	4.54	4.45	7.50	4.60	4.51	7.57	5.02	4.86	7.95
	UNII2A	5260	52	7.94	7.95	10.96	7.99	7.98	11.00	8.45	8.30	11.39
		5300	60	7.94	7.95	10.95	8.08	7.99	11.05	8.70	8.34	11.54
		5320	64	7.51	6.33	9.97	7.61	6.38	10.05	8.10	6.73	10.48
	UNII2C	5500	100	3.81	4.02	6.93	3.74	3.84	6.80	3.72	3.68	6.71
		5600	120	7.75	6.67	10.25	7.58	6.49	10.08	7.40	6.28	9.88
		5660	132	3.43	4.40	6.95	3.21	4.23	6.76	2.92	3.93	6.46
		5720	144	7.39	7.37	10.39	7.16	7.18	10.18	6.80	6.92	9.87
	UNII3	5745	149	7.72	7.61	10.67	7.49	7.45	10.48	7.14	7.20	10.18
		5785	157	7.45	7.46	10.47	7.21	7.25	10.24	6.91	6.96	9.94
5825		165	7.45	9.03	11.32	7.22	8.88	11.14	6.93	8.74	10.94	

Mode	Band	Freq. [MHz]	CH.	Total Average Power [dBm]								
				RU Index : Low			RU Index : Mid			RU Index : High		
				ANT1	ANT2	MIMO	ANT1	ANT2	MIMO	ANT1	ANT2	MIMO
[HE20] 106T	UNII1	5180	36	7.52	7.69	10.62	-	-	-	8.04	8.12	11.09
		5200	40	7.58	7.45	10.53	-	-	-	8.06	7.82	10.95
		5240	48	4.62	4.56	7.60	-	-	-	4.99	4.85	7.93
	UNII2A	5260	52	7.93	7.85	10.90	-	-	-	8.18	7.96	11.08
		5300	60	7.74	8.17	10.97	-	-	-	8.30	8.42	11.37
		5320	64	7.58	6.66	10.15	-	-	-	8.01	6.92	10.51
	UNII2C	5500	100	3.89	4.06	6.99	-	-	-	3.82	3.83	6.83
		5600	120	8.07	6.63	10.42	-	-	-	7.82	6.33	10.15
		5660	132	3.51	4.45	7.01	-	-	-	3.14	4.07	6.64
		5720	144	7.90	7.30	10.62	-	-	-	7.47	6.98	10.25
	UNII3	5745	149	7.93	8.22	11.09	-	-	-	7.46	7.92	10.71
		5785	157	7.69	7.23	10.48	-	-	-	7.31	6.86	10.10
5825		165	7.80	8.66	11.26	-	-	-	7.40	8.43	10.95	

Mode	Band	Freq. [MHz]	CH.	Total Average Power [dBm]								
				RU Index : Low			RU Index : Mid			RU Index : High		
				ANT1	ANT2	MIMO	ANT1	ANT2	MIMO	ANT1	ANT2	MIMO
[HE20] 242T	UNII1	5180	36	-	-	-	7.86	7.66	10.77	-	-	-
		5200	40	-	-	-	7.88	7.70	10.80	-	-	-
		5240	48	-	-	-	4.89	4.80	7.86	-	-	-
	UNII2A	5260	52	-	-	-	7.99	8.10	11.06	-	-	-
		5300	60	-	-	-	8.08	8.38	11.24	-	-	-
		5320	64	-	-	-	7.86	6.87	10.41	-	-	-
	UNII2C	5500	100	-	-	-	4.05	4.09	7.08	-	-	-
		5600	120	-	-	-	8.01	6.67	10.40	-	-	-
		5660	132	-	-	-	3.54	4.45	7.03	-	-	-
		5720	144	-	-	-	7.95	7.51	10.74	-	-	-
	UNII3	5745	149	-	-	-	7.97	7.53	10.77	-	-	-
		5785	157	-	-	-	7.60	7.74	10.68	-	-	-
5825		165	-	-	-	7.38	8.57	11.03	-	-	-	

Mode	Band	Freq. [MHz]	CH.	Total Average Power [dBm]								
				RU Index : Low			RU Index : Mid			RU Index : High		
				ANT1	ANT2	MIMO	ANT1	ANT2	MIMO	ANT1	ANT2	MIMO
[HE20] SU	UNII1	5180	36	-	-	-	13.34	13.63	16.50	-	-	-
		5200	40	-	-	-	13.54	13.81	16.69	-	-	-
		5240	48	-	-	-	13.60	14.00	16.81	-	-	-
	UNII2A	5260	52	-	-	-	13.98	13.93	16.96	-	-	-
		5300	60	-	-	-	13.80	14.14	16.98	-	-	-
		5320	64	-	-	-	13.29	12.86	16.09	-	-	-
	UNII2C	5500	100	-	-	-	12.50	12.18	15.35	-	-	-
		5600	120	-	-	-	13.64	12.88	16.29	-	-	-
		5720	144	-	-	-	13.63	13.40	16.52	-	-	-
	UNII3	5745	149	-	-	-	13.61	13.38	16.51	-	-	-
		5785	157	-	-	-	13.52	13.10	16.33	-	-	-
		5825	165	-	-	-	13.24	14.42	16.88	-	-	-

Mode	Band	Freq. [MHz]	CH.	Total Average Power [dBm]								
				RU Index : Low			RU Index : Mid			RU Index : High		
				ANT1	ANT2	MIMO	ANT1	ANT2	MIMO	ANT1	ANT2	MIMO
[HE40] 26T	UNII1	5190	38	6.88	6.50	9.70	7.69	7.12	10.43	8.63	7.97	11.32
		5230	46	3.44	2.60	6.05	3.99	2.93	6.51	4.63	3.47	7.10
	UNII2A	5270	54	7.05	7.74	10.42	7.48	8.02	10.77	8.41	8.66	11.55
		5310	62	7.08	6.73	9.92	7.93	7.12	10.55	8.90	7.68	11.34
	UNII2C	5510	102	4.54	4.00	7.29	4.15	3.46	6.83	3.95	3.30	6.64
		5590	118	8.12	7.50	10.83	7.53	6.74	10.16	7.40	6.45	9.96
		5670	134	3.45	4.09	6.79	2.65	3.57	6.15	2.32	3.37	5.89
		5710	142	8.36	7.88	11.14	7.70	7.21	10.47	7.26	6.96	10.12
	UNII3	5755	151	8.27	8.17	11.23	7.28	7.46	10.38	6.73	7.10	9.93
		5795	159	7.95	8.25	11.11	7.06	7.47	10.28	6.69	7.22	9.98

Mode	Band	Freq. [MHz]	CH.	Total Average Power [dBm]								
				RU Index : Low			RU Index : Mid			RU Index : High		
				ANT1	ANT2	MIMO	ANT1	ANT2	MIMO	ANT1	ANT2	MIMO
[HE40] 52T	UNII1	5190	38	7.18	6.81	10.01	7.99	7.48	10.75	8.85	8.20	11.55
		5230	46	3.20	2.39	5.82	3.87	2.89	6.42	4.52	3.44	7.03
	UNII2A	5270	54	6.85	7.51	10.20	7.36	7.83	10.61	8.16	8.38	11.28
		5310	62	7.15	7.06	10.12	8.04	7.45	10.76	8.90	7.99	11.48
	UNII2C	5510	102	4.46	4.08	7.28	4.80	4.11	7.48	4.36	3.68	7.04
		5590	118	7.72	7.54	10.64	7.17	6.77	9.98	7.05	6.58	9.83
		5670	134	3.67	4.36	7.04	2.81	3.71	6.29	2.48	3.54	6.05
		5710	142	8.53	7.82	11.20	7.81	7.17	10.51	7.43	6.95	10.20
	UNII3	5755	151	8.03	7.56	10.81	7.08	6.85	9.98	7.27	7.11	10.20
		5795	159	7.51	7.87	10.70	6.56	6.97	9.78	6.11	6.69	9.42

Mode	Band	Freq. [MHz]	CH.	Total Average Power [dBm]								
				RU Index : Low			RU Index : Mid			RU Index : High		
				ANT1	ANT2	MIMO	ANT1	ANT2	MIMO	ANT1	ANT2	MIMO
[HE40] 106T	UNII1	5190	38	7.44	7.26	10.36	7.80	7.55	10.69	8.90	8.46	11.70
		5230	46	3.42	2.71	6.09	3.74	2.79	6.30	4.58	3.44	7.06
	UNII2A	5270	54	7.28	8.02	10.67	7.48	8.11	10.82	8.43	8.79	11.62
		5310	62	7.09	6.99	10.05	7.51	7.13	10.33	8.62	7.81	11.25
	UNII2C	5510	102	4.62	4.19	7.42	4.41	3.83	7.14	4.25	3.60	6.95
		5590	118	7.91	7.35	10.65	7.53	6.85	10.21	7.29	6.47	9.91
		5670	134	3.61	4.32	6.99	3.12	3.95	6.57	2.68	3.69	6.22
		5710	142	8.65	8.08	11.39	8.21	7.67	10.96	7.66	7.29	10.49
	UNII3	5755	151	8.08	7.90	11.00	7.49	7.47	10.49	6.84	6.97	9.91
		5795	159	8.09	8.44	11.28	7.58	7.96	10.78	7.07	7.59	10.34

Mode	Band	Freq. [MHz]	CH.	Total Average Power [dBm]								
				RU Index : Low			RU Index : Mid			RU Index : High		
				ANT1	ANT2	MIMO	ANT1	ANT2	MIMO	ANT1	ANT2	MIMO
[HE40] 242T	UNII1	5190	38	7.52	7.11	10.33	-	-	-	8.50	7.93	11.23
		5230	46	3.57	2.73	6.18	-	-	-	4.41	3.34	6.92
	UNII2A	5270	54	7.28	7.89	10.61	-	-	-	8.06	8.43	11.26
		5310	62	7.49	7.52	10.51	-	-	-	8.50	8.07	11.30
	UNII2C	5510	102	4.70	4.22	7.48	-	-	-	4.48	3.85	7.19
		5590	118	8.39	6.93	10.73	-	-	-	7.98	6.37	10.25
		5670	134	3.58	4.33	6.98	-	-	-	2.98	5.23	7.26
		5710	142	8.37	8.44	11.41	-	-	-	7.72	7.93	10.84
	UNII3	5755	151	8.40	8.02	11.23	-	-	-	7.58	7.40	10.50
		5795	159	8.15	8.50	11.34	-	-	-	7.49	7.92	10.72

Mode	Band	Freq. [MHz]	CH.	Total Average Power [dBm]								
				RU Index : Low			RU Index : Mid			RU Index : High		
				ANT1	ANT2	MIMO	ANT1	ANT2	MIMO	ANT1	ANT2	MIMO
[HE40] 484T	UNII1	5190	38	-	-	-	8.20	7.93	11.08	-	-	-
		5230	46	-	-	-	4.23	3.15	6.73	-	-	-
	UNII2A	5270	54	-	-	-	8.45	8.35	11.42	-	-	-
		5310	62	-	-	-	8.22	7.73	10.99	-	-	-
	UNII2C	5510	102	-	-	-	4.93	4.26	7.62	-	-	-
		5590	118	-	-	-	8.52	7.70	11.14	-	-	-
		5670	134	-	-	-	3.58	4.36	7.00	-	-	-
		5710	142	-	-	-	9.05	8.07	11.60	-	-	-
	UNII3	5755	151	-	-	-	8.35	8.42	11.40	-	-	-
		5795	159	-	-	-	7.87	8.15	11.02	-	-	-

Mode	Band	Freq. [MHz]	CH.	Total Average Power [dBm]								
				RU Index : Low			RU Index : Mid			RU Index : High		
				ANT1	ANT2	MIMO	ANT1	ANT2	MIMO	ANT1	ANT2	MIMO
[HE40] SU	UNII1	5190	38	-	-	-	11.92	11.96	14.95	-	-	-
		5230	46	-	-	-	12.15	12.37	15.27	-	-	-
	UNII2A	5270	54	-	-	-	11.46	12.47	15.00	-	-	-
		5310	62	-	-	-	9.79	10.03	12.92	-	-	-
	UNII2C	5510	102	-	-	-	11.19	11.02	14.12	-	-	-
		5590	118	-	-	-	11.91	11.46	14.70	-	-	-
		5710	142	-	-	-	12.54	12.05	15.31	-	-	-
	UNII3	5755	151	-	-	-	12.23	11.75	15.00	-	-	-
5795		159	-	-	-	12.41	11.98	15.21	-	-	-	

Mode	Band	Freq. [MHz]	CH.	Total Average Power [dBm]								
				RU Index : Low			RU Index : Mid			RU Index : High		
				ANT1	ANT2	MIMO	ANT1	ANT2	MIMO	ANT1	ANT2	MIMO
[HE80] 26T	UNII1	5210	42	1.29	0.74	4.04	2.84	2.07	5.48	4.76	3.79	7.31
	UNII2A	5290	58	5.54	7.21	9.46	6.55	8.04	10.36	8.45	9.51	12.02
	UNII2C	5530	106	3.26	3.99	6.65	2.32	2.95	5.66	1.47	2.15	4.83
		5610	122	7.74	7.68	10.72	6.63	6.42	9.53	5.86	5.92	8.90
		5690	138	2.89	4.39	6.72	1.26	2.99	5.22	0.18	2.33	4.40
	UNII3	5775	155	8.33	8.65	11.50	6.37	7.18	9.80	5.36	6.53	9.00

Mode	Band	Freq. [MHz]	CH.	Total Average Power [dBm]								
				RU Index : Low			RU Index : Mid			RU Index : High		
				ANT1	ANT2	MIMO	ANT1	ANT2	MIMO	ANT1	ANT2	MIMO
[HE80] 52T	UNII1	5210	42	1.34	0.77	4.08	3.00	2.20	5.63	4.72	3.75	7.27
	UNII2A	5290	58	5.79	7.05	9.48	7.34	8.19	10.80	9.00	9.32	12.17
	UNII2C	5530	106	3.28	3.94	6.63	2.34	2.95	5.66	1.51	2.23	4.89
		5610	122	7.93	7.98	10.96	6.67	6.70	9.70	5.95	6.24	9.11
		5690	138	2.84	4.40	6.70	1.20	3.00	5.20	0.19	2.39	4.44
	UNII3	5775	155	7.92	8.32	11.13	5.91	6.82	9.40	5.13	6.22	8.72

Mode	Band	Freq. [MHz]	CH.	Total Average Power [dBm]								
				RU Index : Low			RU Index : Mid			RU Index : High		
				ANT1	ANT2	MIMO	ANT1	ANT2	MIMO	ANT1	ANT2	MIMO
[HE80] 106T	UNII1	5210	42	1.49	0.91	4.22	3.28	2.45	5.89	4.71	3.72	7.25
	UNII2A	5290	58	6.02	7.42	9.79	7.35	8.39	10.91	8.79	9.46	12.15
	UNII2C	5530	106	3.46	3.92	6.71	2.48	3.02	5.77	1.70	2.30	5.02
		5610	122	7.92	7.77	10.85	6.77	6.57	9.68	6.15	6.15	9.16
		5690	138	2.88	4.38	6.70	1.31	3.09	5.30	0.36	2.51	4.57
	UNII3	5775	155	7.99	8.75	11.40	6.06	7.28	9.72	5.29	6.69	9.06

Mode	Band	Freq. [MHz]	CH.	Total Average Power [dBm]								
				RU Index : Low			RU Index : Mid			RU Index : High		
				ANT1	ANT2	MIMO	ANT1	ANT2	MIMO	ANT1	ANT2	MIMO
[HE80] 242T	UNII1	5210	42	1.72	1.10	4.43	2.62	1.91	5.29	4.51	3.57	7.08
	UNII2A	5290	58	6.13	7.32	9.77	6.74	7.81	10.32	8.59	9.10	11.86
	UNII2C	5530	106	3.44	3.90	6.69	3.09	3.53	6.33	2.00	2.54	5.29
		5610	122	8.25	7.72	11.00	7.78	7.20	10.51	6.77	6.37	9.59
		5690	138	2.81	4.31	6.64	2.11	3.73	6.01	0.65	2.71	4.81
	UNII3	5775	155	7.89	8.76	11.36	7.00	8.17	10.64	5.54	6.94	9.31

Mode	Band	Freq. [MHz]	CH.	Total Average Power [dBm]								
				RU Index : Low			RU Index : Mid			RU Index : High		
				ANT1	ANT2	MIMO	ANT1	ANT2	MIMO	ANT1	ANT2	MIMO
[HE80] 484T	UNII1	5210	42	2.36	1.42	4.93	-	-	-	4.26	3.08	6.72
	UNII2A	5290	58	6.62	7.76	10.24	-	-	-	8.36	8.99	11.70
	UNII2C	5530	106	3.58	4.28	6.95	-	-	-	2.64	3.38	6.04
		5610	122	8.03	7.73	10.90	-	-	-	7.04	6.82	9.95
		5690	138	2.78	4.10	6.50	-	-	-	1.32	3.03	5.27
	UNII3	5775	155	7.65	8.17	10.93	-	-	-	6.02	6.85	9.47

Mode	Band	Freq. [MHz]	CH.	Total Average Power [dBm]								
				RU Index : Low			RU Index : Mid			RU Index : High		
				ANT1	ANT2	MIMO	ANT1	ANT2	MIMO	ANT1	ANT2	MIMO
[HE80] 996T	UNII1	5210	42	-	-	-	3.75	2.98	6.39	-	-	-
	UNII2A	5290	58	-	-	-	7.90	8.81	11.39	-	-	-
	UNII2C	5530	106	-	-	-	3.65	3.98	6.83	-	-	-
		5610	122	-	-	-	8.17	7.81	11.00	-	-	-
		5690	138	-	-	-	2.58	4.28	6.53	-	-	-
	UNII3	5775	155	-	-	-	7.31	8.65	11.04	-	-	-

Mode	Band	Freq. [MHz]	CH.	Total Average Power [dBm]								
				RU Index : Low			RU Index : Mid			RU Index : High		
				ANT1	ANT2	MIMO	ANT1	ANT2	MIMO	ANT1	ANT2	MIMO
[HE80] SU	UNII1	5210	42	-	-	-	10.28	11.39	13.88	-	-	-
	UNII2A	5290	58	-	-	-	8.12	9.71	11.99	-	-	-
	UNII2C	5530	106	-	-	-	9.28	8.82	12.07	-	-	-
		5610	122	-	-	-	10.49	10.79	13.65	-	-	-
		5690	138	-	-	-	11.43	11.41	14.43	-	-	-
	UNII3	5775	155	-	-	-	10.68	11.24	13.98	-	-	-

10.5 POWER SPECTRAL DENSITY

Limit(UNII 1, 2A, 2C) : 11.0 dBm/MHz

Limit(UNII 3) : 30.0 dBm/500 kHz

10.5.1 SISO Ant. 2

Mode	Band	Freq. [MHz]	CH.	Total Power Spectral Density [dBm/MHz]		
				RU Index : Low	RU Index : Mid	RU Index : High
				ANT2	ANT2	ANT2
[HE20] 26T	UNII1	5180	36	4.310	3.279	4.889
		5200	40	4.658	3.811	5.454
		5240	48	1.387	0.583	1.956
	UNII2A	5260	52	5.458	4.432	5.792
		5300	60	5.706	4.434	5.822
		5320	64	3.498	2.507	3.890
	UNII2C	5500	100	3.020	1.697	2.626
		5600	120	5.765	4.605	5.669
		5660	132	3.027	1.867	2.645
		5720	144	6.429	5.547	6.299
	UNII3	5745	149	4.281	4.637	3.998
		5785	157	3.542	2.939	3.113
		5825	165	3.065	2.440	2.646

Mode	Band	Freq. [MHz]	CH.	Total Power Spectral Density [dBm/MHz]		
				RU Index : Low	RU Index : Mid	RU Index : High
				ANT2	ANT2	ANT2
[HE20] 52T	UNII1	5180	36	1.388	1.514	2.215
		5200	40	1.503	1.497	2.138
		5240	48	-1.541	-1.502	-1.049
	UNII2A	5260	52	2.493	2.580	3.042
		5300	60	2.182	2.223	2.616
		5320	64	0.865	1.024	1.313
	UNII2C	5500	100	0.042	-0.084	-0.130
		5600	120	3.075	3.394	2.858
		5660	132	0.342	-0.181	-0.290
		5720	144	3.998	3.565	3.464
	UNII3	5745	149	1.524	1.254	0.965
		5785	157	0.951	0.759	0.419
		5825	165	-0.495	-0.843	-0.973

Mode	Band	Freq. [MHz]	CH.	Total Power Spectral Density [dBm/MHz]		
				RU Index : Low	RU Index : Mid	RU Index : High
				ANT2	ANT2	ANT2
[HE20] 106T	UNII1	5180	36	-1.136	-	-0.481
		5200	40	-1.185	-	-1.015
		5240	48	-4.372	-	-3.909
	UNII2A	5260	52	-0.342	-	0.043
		5300	60	-0.659	-	-0.108
		5320	64	-1.886	-	-1.534
	UNII2C	5500	100	-2.852	-	-3.191
		5600	120	-0.253	-	-0.507
		5660	132	-3.041	-	-3.237
		5720	144	1.252	-	0.710
	UNII3	5745	149	-1.463	-	-2.174
		5785	157	-2.527	-	-3.073
		5825	165	-2.497	-	-2.972

Mode	Band	Freq. [MHz]	CH.	Total Power Spectral Density [dBm/MHz]		
				RU Index : Low	RU Index : Mid	RU Index : High
				ANT2	ANT2	ANT2
[HE20] 242T	UNII1	5180	36	-	-4.119	-
		5200	40	-	-4.570	-
		5240	48	-	-7.053	-
	UNII2A	5260	52	-	-3.293	-
		5300	60	-	-3.868	-
		5320	64	-	-5.229	-
	UNII2C	5500	100	-	-6.292	-
		5600	120	-	-3.243	-
		5660	132	-	-6.365	-
		5720	144	-	-2.322	-
	UNII3	5745	149	-	-5.141	-
		5785	157	-	-5.581	-
		5825	165	-	-6.375	-

Mode	Band	Freq. [MHz]	CH.	Total Power Spectral Density [dBm/MHz]		
				RU Index : Low	RU Index : Mid	RU Index : High
				ANT2	ANT2	ANT2
[HE20] SU	UNII1	5180	36	-	1.390	-
		5200	40	-	1.657	-
		5240	48	-	2.114	-
	UNII2A	5260	52	-	2.046	-
		5300	60	-	2.090	-
		5320	64	-	0.677	-
	UNII2C	5500	100	-	1.488	-
		5600	120	-	2.636	-
		5720	144	-	3.336	-
	UNII3	5745	149	-	0.409	-
		5785	157	-	0.092	-
		5825	165	-	-0.075	-

Mode	Band	Freq. [MHz]	CH.	Total Power Spectral Density [dBm/MHz]		
				RU Index : Low	RU Index : Mid	RU Index : High
				ANT2	ANT2	ANT2
[HE40] 26T	UNII1	5190	38	3.237	3.861	4.843
		5230	46	-0.927	-0.382	0.172
	UNII2A	5270	54	4.560	4.859	5.696
		5310	62	4.205	4.408	4.989
	UNII2C	5510	102	3.170	2.250	2.183
		5590	118	6.270	5.516	5.225
		5670	134	3.026	2.748	2.008
		5710	142	7.372	6.466	6.438
	UNII3	5755	151	4.507	3.383	3.017
		5795	159	3.467	2.894	2.527

Mode	Band	Freq. [MHz]	CH.	Total Power Spectral Density [dBm/MHz]		
				RU Index : Low	RU Index : Mid	RU Index : High
				ANT2	ANT2	ANT2
[HE40] 52T	UNII1	5190	38	1.134	1.830	2.583
		5230	46	-3.615	-3.071	-2.597
	UNII2A	5270	54	2.108	2.363	2.853
		5310	62	1.119	1.238	1.795
	UNII2C	5510	102	0.050	-0.563	-0.615
		5590	118	3.480	2.727	2.416
		5670	134	0.130	-0.725	-0.699
		5710	142	3.985	3.387	3.013
	UNII3	5755	151	1.501	0.993	0.710
		5795	159	1.170	0.047	0.006

Mode	Band	Freq. [MHz]	CH.	Total Power Spectral Density [dBm/MHz]		
				RU Index : Low	RU Index : Mid	RU Index : High
				ANT2	ANT2	ANT2
[HE40] 106T	UNII1	5190	38	-1.653	-1.548	-0.530
		5230	46	-6.543	-6.378	-5.571
	UNII2A	5270	54	-0.544	-0.679	0.054
		5310	62	-1.896	-1.712	-0.910
	UNII2C	5510	102	-2.818	-3.285	-3.598
		5590	118	0.554	0.576	0.032
		5670	134	-2.973	-3.429	-3.848
	UNII3	5710	142	1.091	0.749	0.391
		5755	151	-1.353	-1.840	-2.450
			5795	159	-2.419	-2.992

Mode	Band	Freq. [MHz]	CH.	Total Power Spectral Density [dBm/MHz]		
				RU Index : Low	RU Index : Mid	RU Index : High
				ANT2	ANT2	ANT2
[HE40] 242T	UNII1	5190	38	-5.166	-	-4.220
		5230	46	-9.661	-	-9.009
	UNII2A	5270	54	-3.916	-	-3.131
		5310	62	-4.946	-	-4.267
	UNII2C	5510	102	-6.226	-	-6.770
		5590	118	-2.814	-	-3.658
		5670	134	-6.083	-	-7.080
	UNII3	5710	142	-2.652	-	-3.136
		5755	151	-4.541	-	-5.146
			5795	159	-6.224	-

Mode	Band	Freq. [MHz]	CH.	Total Power Spectral Density [dBm/MHz]		
				RU Index : Low	RU Index : Mid	RU Index : High
				ANT2	ANT2	ANT2
[HE40] 484T	UNII1	5190	38	-	-7.457	-
		5230	46	-	-12.142	-
	UNII2A	5270	54	-	-5.873	-
		5310	62	-	-7.256	-
	UNII2C	5510	102	-	-9.212	-
		5590	118	-	-5.552	-
		5670	134	-	-8.864	-
	UNII3	5710	142	-	-4.730	-
		5755	151	-	-8.124	-
	5795	159	-	-8.154	-	

Mode	Band	Freq. [MHz]	CH.	Total Power Spectral Density [dBm/MHz]		
				RU Index : Low	RU Index : Mid	RU Index : High
				ANT2	ANT2	ANT2
[HE40] SU	UNII1	5190	38	-	-2.708	-
		5230	46	-	-2.251	-
	UNII2A	5270	54	-	-1.724	-
		5310	62	-	-4.927	-
	UNII2C	5510	102	-	-2.798	-
		5590	118	-	-1.916	-
		5710	142	-	-1.020	-
	UNII3	5755	151	-	-3.839	-
		5795	159	-	-4.481	-

Mode	Band	Freq. [MHz]	CH.	Total Power Spectral Density [dBm/MHz]		
				RU Index : Low	RU Index : Mid	RU Index : High
				ANT2	ANT2	ANT2
[HE80] 26T	UNII1	5210	42	-0.905	-0.862	2.002
	UNII2A	5290	58	4.617	4.186	6.842
	UNII2C	5530	106	2.353	0.330	0.218
		5610	122	6.297	3.283	3.912
		5690	138	1.470	-0.455	-0.007
	UNII3	5775	155	3.987	2.318	2.206

Mode	Band	Freq. [MHz]	CH.	Total Power Spectral Density [dBm/MHz]		
				RU Index : Low	RU Index : Mid	RU Index : High
				ANT2	ANT2	ANT2
[HE80] 52T	UNII1	5210	42	-3.769	-2.370	-0.768
	UNII2A	5290	58	1.966	2.838	4.120
	UNII2C	5530	106	-0.372	-1.551	-2.376
		5610	122	3.349	1.685	1.452
		5690	138	-1.147	-2.260	-2.640
	UNII3	5775	155	1.226	-0.166	-0.638

Mode	Band	Freq. [MHz]	CH.	Total Power Spectral Density [dBm/MHz]		
				RU Index : Low	RU Index : Mid	RU Index : High
				ANT2	ANT2	ANT2
[HE80] 106T	UNII1	5210	42	-6.753	-5.164	-3.597
	UNII2A	5290	58	-1.057	0.001	1.119
	UNII2C	5530	106	-3.450	-4.793	-5.238
		5610	122	0.342	-1.208	-1.752
		5690	138	-4.121	-5.306	-5.329
	UNII3	5775	155	-1.860	-2.808	-3.528

Mode	Band	Freq. [MHz]	CH.	Total Power Spectral Density [dBm/MHz]		
				RU Index : Low	RU Index : Mid	RU Index : High
				ANT2	ANT2	ANT2
[HE80] 242T	UNII1	5210	42	-9.895	-9.291	-7.325
	UNII2A	5290	58	-4.501	-4.234	-2.163
	UNII2C	5530	106	-6.983	-7.809	-8.591
		5610	122	-3.200	-4.107	-4.817
		5690	138	-7.627	-8.632	-9.019
	UNII3	5775	155	-5.436	-6.050	-7.016

Mode	Band	Freq. [MHz]	CH.	Total Power Spectral Density [dBm/MHz]		
				RU Index : Low	RU Index : Mid	RU Index : High
				ANT2	ANT2	ANT2
[HE80] 484T	UNII1	5210	42	-12.219	-	-9.967
	UNII2A	5290	58	-6.722	-	-4.764
	UNII2C	5530	106	-9.545	-	-10.866
		5610	122	-6.042	-	-7.136
		5690	138	-10.341	-	-11.448
	UNII3	5775	155	-7.584	-	-9.236

Mode	Band	Freq. [MHz]	CH.	Total Power Spectral Density [dBm/MHz]		
				RU Index : Low	RU Index : Mid	RU Index : High
				ANT2	ANT2	ANT2
[HE80] 996T	UNII1	5210	42	-	-13.774	-
	UNII2A	5290	58	-	-8.747	-
	UNII2C	5530	106	-	-12.930	-
		5610	122	-	-9.282	-
		5690	138	-	-14.156	-
	UNII3	5775	155	-	-11.420	-

Mode	Band	Freq. [MHz]	CH.	Total Power Spectral Density [dBm/MHz]		
				RU Index : Low	RU Index : Mid	RU Index : High
				ANT2	ANT2	ANT2
[HE80] SU	UNII1	5210	42	-	-6.183	-
	UNII2A	5290	58	-	-7.113	-
	UNII2C	5530	106	-	-6.808	-
		5610	122	-	-5.448	-
		5690	138	-	-5.207	-
	UNII3	5775	155	-	-7.929	-

10.5.2 MIMO(Ant 1 +Ant 2)

Ant Total PSD [dBm] = Measured PSD [dBm] + Duty Cycle Factor [dB]

MIMO Total PSD [dBm] = Ant.1 Total PSD [dBm] + Ant.2 Total PSD [dB]

Mode	Band	Freq. [MHz]	CH.	Total Power Spectral Density [dBm/MHz]								
				RU Index : Low			RU Index : Mid			RU Index : High		
				ANT1	ANT2	MIMO	ANT1	ANT2	MIMO	ANT1	ANT2	MIMO
[HE20] 26T	UNII1	5180	36	4.616	4.838	7.739	3.843	4.036	6.951	5.342	5.380	8.372
		5200	40	4.841	4.847	7.854	3.950	4.260	7.118	5.757	5.511	8.646
		5240	48	2.187	1.942	5.077	1.107	1.255	4.192	2.542	2.350	5.457
	UNII2A	5260	52	5.439	5.453	8.456	4.518	4.667	7.604	5.897	5.885	8.901
		5300	60	5.319	5.236	8.288	4.983	4.693	7.851	6.305	5.909	9.122
		5320	64	4.803	4.016	7.438	4.059	2.917	6.536	5.626	4.353	8.046
	UNII2C	5500	100	1.106	1.411	4.271	-0.300	0.009	2.868	0.918	0.949	3.944
		5600	120	5.050	3.949	7.545	3.853	2.543	6.258	4.676	3.467	7.124
		5660	132	0.968	1.538	4.273	-0.396	0.224	2.935	0.339	1.083	3.737
		5720	144	5.107	5.233	8.181	3.522	3.904	6.728	4.560	4.792	7.688
	UNII3	5745	149	2.721	2.968	5.857	2.820	2.972	5.907	2.538	2.646	5.603
		5785	157	2.189	2.812	5.522	1.838	2.116	4.990	1.534	2.222	4.902
5825		165	2.237	3.302	5.813	1.775	3.306	5.618	1.535	3.115	5.407	

Mode	Band	Freq. [MHz]	CH.	Total Power Spectral Density [dBm/MHz]								
				RU Index : Low			RU Index : Mid			RU Index : High		
				ANT1	ANT2	MIMO	ANT1	ANT2	MIMO	ANT1	ANT2	MIMO
[HE20] 52T	UNII1	5180	36	1.680	1.776	4.739	2.069	1.981	5.036	2.600	2.453	5.538
		5200	40	2.182	2.057	5.130	2.309	2.158	5.245	2.814	2.643	5.740
		5240	48	-1.061	-1.078	1.941	-1.068	-1.106	1.923	-0.532	-0.532	2.478
	UNII2A	5260	52	2.343	2.240	5.302	2.405	2.342	5.384	3.044	2.543	5.811
		5300	60	2.211	2.696	5.471	2.237	2.818	5.548	3.196	2.980	6.100
		5320	64	1.991	0.906	4.493	2.177	1.050	4.660	2.498	1.368	4.980
	UNII2C	5500	100	-2.031	-1.599	1.201	-2.079	-2.034	0.954	-2.044	-1.918	1.030
		5600	120	2.423	1.292	4.905	2.942	1.890	5.458	2.569	1.303	4.992
		5660	132	-2.220	-1.318	1.265	-2.289	-1.566	1.098	-2.561	-1.769	0.863
		5720	144	3.035	2.431	5.754	2.700	2.176	5.456	2.338	1.999	5.182
	UNII3	5745	149	-0.031	-0.058	2.966	-0.466	-0.103	2.730	-0.812	-0.364	2.428
		5785	157	-0.265	-0.298	2.729	-0.590	-0.511	2.460	-0.840	-0.984	2.099
5825		165	-0.643	0.580	3.022	-1.049	0.467	2.785	-1.296	0.318	2.596	

Mode	Band	Freq. [MHz]	CH.	Total Power Spectral Density [dBm/MHz]								
				RU Index : Low			RU Index : Mid			RU Index : High		
				ANT1	ANT2	MIMO	ANT1	ANT2	MIMO	ANT1	ANT2	MIMO
[HE20] 106T	UNII1	5180	36	-1.207	-0.597	2.119	-	-	-	-0.246	0.271	3.031
		5200	40	-0.733	-1.072	2.112	-	-	-	-0.477	-0.677	2.435
		5240	48	-4.176	-4.277	-1.216	-	-	-	-3.659	-3.674	-0.656
	UNII2A	5260	52	-0.544	-0.344	2.568	-	-	-	-0.064	0.095	3.027
		5300	60	-0.744	-0.400	2.442	-	-	-	0.076	-0.091	3.004
		5320	64	-0.942	-1.765	1.677	-	-	-	-0.482	-1.448	2.073
	UNII2C	5500	100	-5.041	-4.935	-1.977	-	-	-	-4.967	-5.016	-1.981
		5600	120	-0.617	-1.288	2.071	-	-	-	-0.594	-1.553	1.964
		5660	132	-5.075	-4.525	-1.781	-	-	-	-5.540	-4.811	-2.150
		5720	144	0.845	-0.043	3.434	-	-	-	0.014	-0.692	2.686
	UNII3	5745	149	-3.202	-2.849	-0.011	-	-	-	-3.649	-3.253	-0.436
		5785	157	-2.995	-3.152	-0.062	-	-	-	-3.961	-3.511	-0.719
5825		165	-3.413	-2.018	0.351	-	-	-	-4.046	-2.391	-0.129	

Mode	Band	Freq. [MHz]	CH.	Total Power Spectral Density [dBm/MHz]								
				RU Index : Low			RU Index : Mid			RU Index : High		
				ANT1	ANT2	MIMO	ANT1	ANT2	MIMO	ANT1	ANT2	MIMO
[HE20] 242T	UNII1	5180	36	-	-	-	-3.511	-3.512	-0.501	-	-	-
		5200	40	-	-	-	-3.696	-4.464	-1.052	-	-	-
		5240	48	-	-	-	-7.160	-7.728	-4.424	-	-	-
	UNII2A	5260	52	-	-	-	-3.398	-3.484	-0.430	-	-	-
		5300	60	-	-	-	-3.757	-3.740	-0.738	-	-	-
		5320	64	-	-	-	-3.568	-4.743	-1.105	-	-	-
	UNII2C	5500	100	-	-	-	-8.527	-8.541	-5.524	-	-	-
		5600	120	-	-	-	-3.313	-3.624	-0.455	-	-	-
		5660	132	-	-	-	-8.623	-8.159	-5.375	-	-	-
		5720	144	-	-	-	-3.249	-3.518	-0.371	-	-	-
	UNII3	5745	149	-	-	-	-6.107	-6.194	-3.140	-	-	-
		5785	157	-	-	-	-6.500	-6.512	-3.495	-	-	-
5825		165	-	-	-	-7.209	-5.812	-3.444	-	-	-	

Mode	Band	Freq. [MHz]	CH.	Total Power Spectral Density [dBm/MHz]								
				RU Index : Low			RU Index : Mid			RU Index : High		
				ANT1	ANT2	MIMO	ANT1	ANT2	MIMO	ANT1	ANT2	MIMO
[HE20] SU	UNII1	5180	36	-	-	-	2.008	1.464	4.755	-	-	-
		5200	40	-	-	-	2.180	2.488	5.347	-	-	-
		5240	48	-	-	-	2.171	2.539	5.370	-	-	-
	UNII2A	5260	52	-	-	-	2.641	2.687	5.675	-	-	-
		5300	60	-	-	-	2.617	1.977	5.319	-	-	-
		5320	64	-	-	-	2.121	0.961	4.590	-	-	-
	UNII2C	5500	100	-	-	-	1.163	0.751	3.973	-	-	-
		5600	120	-	-	-	2.127	1.087	4.649	-	-	-
		5720	144	-	-	-	2.244	2.584	5.428	-	-	-
	UNII3	5745	149	-	-	-	-0.384	0.092	2.871	-	-	-
		5785	157	-	-	-	-0.728	-0.570	2.362	-	-	-
		5825	165	-	-	-	-1.017	0.037	2.553	-	-	-

Mode	Band	Freq. [MHz]	CH.	Total Power Spectral Density [dBm/MHz]								
				RU Index : Low			RU Index : Mid			RU Index : High		
				ANT1	ANT2	MIMO	ANT1	ANT2	MIMO	ANT1	ANT2	MIMO
[HE40] 26T	UNII1	5190	38	4.237	3.963	7.113	4.833	4.773	7.814	5.905	5.223	8.588
		5230	46	0.270	-1.298	2.567	1.101	-0.659	3.320	1.906	-0.042	4.051
	UNII2A	5270	54	4.132	5.133	7.672	4.496	5.564	8.074	5.579	6.059	8.836
		5310	62	3.969	4.482	7.244	5.249	5.135	8.203	6.021	5.489	8.774
	UNII2C	5510	102	1.405	1.278	4.352	1.034	0.920	3.988	0.934	0.524	3.744
		5590	118	5.603	4.814	8.237	4.827	4.292	7.578	4.623	3.814	7.248
		5670	134	1.337	1.580	4.470	0.585	0.633	3.619	0.285	0.603	3.457
		5710	142	5.691	5.518	8.616	5.023	5.043	8.044	4.611	4.595	7.614
	UNII3	5755	151	2.744	2.460	5.615	2.066	1.747	4.920	1.125	1.447	4.300
		5795	159	2.452	2.327	5.401	2.302	2.128	5.227	1.949	1.968	4.969

Mode	Band	Freq. [MHz]	CH.	Total Power Spectral Density [dBm/MHz]								
				RU Index : Low			RU Index : Mid			RU Index : High		
				ANT1	ANT2	MIMO	ANT1	ANT2	MIMO	ANT1	ANT2	MIMO
[HE40] 52T	UNII1	5190	38	1.866	0.996	4.463	2.859	1.638	5.302	3.452	2.430	5.981
		5230	46	-2.422	-3.916	-0.095	-1.889	-3.562	0.365	-1.006	-2.854	1.178
	UNII2A	5270	54	1.566	2.250	4.932	2.198	2.469	5.346	3.064	3.147	6.116
		5310	62	1.369	1.578	4.485	2.158	1.842	5.013	3.148	2.474	5.835
	UNII2C	5510	102	-1.534	-1.793	1.349	-1.728	-2.319	0.997	-1.645	-2.515	0.952
		5590	118	2.912	2.496	5.719	2.172	1.388	4.808	1.916	1.545	4.745
		5670	134	-1.372	-1.688	1.483	-2.213	-2.115	0.847	-2.258	-2.074	0.845
		5710	142	2.638	2.817	5.739	1.923	2.079	5.012	1.516	1.896	4.721
	UNII3	5755	151	-0.310	-0.012	2.852	-1.162	-0.822	2.022	-1.526	-1.054	1.727
		5795	159	-0.237	0.147	2.970	-1.039	-0.535	2.231	-1.348	-0.924	1.880

Mode	Band	Freq. [MHz]	CH.	Total Power Spectral Density [dBm/MHz]								
				RU Index : Low			RU Index : Mid			RU Index : High		
				ANT1	ANT2	MIMO	ANT1	ANT2	MIMO	ANT1	ANT2	MIMO
[HE40] 106T	UNII1	5190	38	-0.854	-1.343	1.918	-0.435	-0.765	2.413	0.406	0.003	3.219
		5230	46	-5.437	-6.998	-3.137	-4.955	-6.867	-2.796	-4.176	-5.782	-1.895
	UNII2A	5270	54	-1.477	-0.552	2.020	-1.246	-0.232	2.300	-0.064	0.539	3.258
		5310	62	-1.349	-1.230	1.721	-0.899	-1.086	2.018	0.380	-0.408	3.014
	UNII2C	5510	102	-4.173	-4.690	-1.414	-4.549	-5.282	-1.890	-4.563	-5.289	-1.901
		5590	118	-0.187	-0.394	2.721	-0.057	-0.356	2.806	-0.410	-1.065	2.285
		5670	134	-4.505	-4.508	-1.496	-4.946	-5.002	-1.964	-5.345	-5.209	-2.266
		5710	142	0.558	0.197	3.391	0.159	-0.367	2.914	-0.521	-0.645	2.427
	UNII3	5755	151	-3.057	-3.133	-0.085	-3.825	-3.407	-0.601	-4.166	-3.699	-0.916
		5795	159	-3.056	-2.988	-0.012	-3.898	-3.574	-0.723	-4.172	-4.038	-1.095

Mode	Band	Freq. [MHz]	CH.	Total Power Spectral Density [dBm/MHz]								
				RU Index : Low			RU Index : Mid			RU Index : High		
				ANT1	ANT2	MIMO	ANT1	ANT2	MIMO	ANT1	ANT2	MIMO
[HE40] 242T	UNII1	5190	38	-3.980	-4.503	-1.223	-	-	-	-2.857	-3.622	-0.212
		5230	46	-8.782	-10.611	-6.591	-	-	-	-7.814	-9.850	-5.703
	UNII2A	5270	54	-4.420	-4.040	-1.215	-	-	-	-3.287	-3.365	-0.315
		5310	62	-4.152	-4.307	-1.218	-	-	-	-2.427	-3.579	0.046
	UNII2C	5510	102	-7.762	-8.586	-5.144	-	-	-	-8.214	-8.879	-5.523
		5590	118	-3.753	-4.258	-0.987	-	-	-	-3.874	-4.521	-1.175
		5670	134	-8.038	-8.375	-5.193	-	-	-	-8.831	-8.664	-5.736
		5710	142	-2.853	-3.228	-0.026	-	-	-	-3.674	-3.733	-0.693
	UNII3	5755	151	-5.935	-5.808	-2.860	-	-	-	-7.116	-6.680	-3.882
		5795	159	-6.980	-6.567	-3.758	-	-	-	-7.596	-7.267	-4.418

Mode	Band	Freq. [MHz]	CH.	Total Power Spectral Density [dBm/MHz]								
				RU Index : Low			RU Index : Mid			RU Index : High		
				ANT1	ANT2	MIMO	ANT1	ANT2	MIMO	ANT1	ANT2	MIMO
[HE40] 484T	UNII1	5190	38	-	-	-	-6.050	-6.874	-3.432	-	-	-
		5230	46	-	-	-	-11.236	-13.129	-9.070	-	-	-
	UNII2A	5270	54	-	-	-	-6.386	-6.454	-3.410	-	-	-
		5310	62	-	-	-	-5.564	-6.322	-2.916	-	-	-
	UNII2C	5510	102	-	-	-	-11.015	-11.397	-8.192	-	-	-
		5590	118	-	-	-	-5.617	-6.866	-3.186	-	-	-
		5670	134	-	-	-	-11.065	-11.218	-8.131	-	-	-
		5710	142	-	-	-	-5.101	-5.869	-2.458	-	-	-
	UNII3	5755	151	-	-	-	-8.379	-8.158	-5.257	-	-	-
		5795	159	-	-	-	-9.078	-9.626	-6.333	-	-	-

Mode	Band	Freq. [MHz]	CH.	Total Power Spectral Density [dBm/MHz]								
				RU Index : Low			RU Index : Mid			RU Index : High		
				ANT1	ANT2	MIMO	ANT1	ANT2	MIMO	ANT1	ANT2	MIMO
[HE40] SU	UNII1	5190	38	-	-	-	-1.840	-2.561	0.824	-	-	-
		5230	46	-	-	-	-1.877	-2.007	1.068	-	-	-
	UNII2A	5270	54	-	-	-	-2.260	-1.910	0.928	-	-	-
		5310	62	-	-	-	-3.775	-4.348	-1.042	-	-	-
	UNII2C	5510	102	-	-	-	-2.676	-3.168	0.095	-	-	-
		5590	118	-	-	-	-2.109	-2.605	0.660	-	-	-
		5710	142	-	-	-	-1.616	-2.073	1.171	-	-	-
	UNII3	5755	151	-	-	-	-4.743	-4.586	-1.654	-	-	-
		5795	159	-	-	-	-5.050	-4.985	-2.007	-	-	-

Mode	Band	Freq. [MHz]	CH.	Total Power Spectral Density [dBm/MHz]								
				RU Index : Low			RU Index : Mid			RU Index : High		
				ANT1	ANT2	MIMO	ANT1	ANT2	MIMO	ANT1	ANT2	MIMO
[HE80] 26T	UNII1	5210	42	-1.840	-2.248	0.971	-1.308	-2.064	1.341	1.908	0.600	4.313
	UNII2A	5290	58	3.041	4.017	6.566	3.114	3.541	6.343	6.063	6.087	9.085
	UNII2C	5530	106	0.537	0.716	3.638	-1.694	-1.342	1.496	-1.351	-1.131	1.771
		5610	122	5.196	5.667	8.448	2.960	2.902	5.941	2.977	3.411	6.209
		5690	138	0.184	1.145	3.701	-2.172	-0.893	1.525	-1.796	-0.668	1.815
	UNII3	5775	155	2.687	2.688	5.697	0.356	1.155	3.784	-0.035	0.853	3.442

Mode	Band	Freq. [MHz]	CH.	Total Power Spectral Density [dBm/MHz]								
				RU Index : Low			RU Index : Mid			RU Index : High		
				ANT1	ANT2	MIMO	ANT1	ANT2	MIMO	ANT1	ANT2	MIMO
[HE80] 52T	UNII1	5210	42	-4.621	-5.208	-1.894	-2.835	-3.490	-0.140	-1.104	-2.138	1.420
	UNII2A	5290	58	0.251	1.327	3.833	1.921	2.381	5.167	3.535	3.729	6.643
	UNII2C	5530	106	-2.452	-1.831	0.880	-3.357	-3.080	-0.206	-4.005	-4.002	-0.993
		5610	122	2.759	2.608	5.695	1.532	1.309	4.432	0.935	0.768	3.863
		5690	138	-2.455	-1.836	0.876	-3.900	-2.717	-0.258	-4.806	-3.221	-0.931
	UNII3	5775	155	0.121	-0.180	2.984	-1.464	-1.468	1.544	-2.499	-1.842	0.852

Mode	Band	Freq. [MHz]	CH.	Total Power Spectral Density [dBm/MHz]								
				RU Index : Low			RU Index : Mid			RU Index : High		
				ANT1	ANT2	MIMO	ANT1	ANT2	MIMO	ANT1	ANT2	MIMO
[HE80] 106T	UNII1	5210	42	-7.737	-8.301	-5.000	-5.640	-6.526	-3.050	-4.479	-5.293	-1.857
	UNII2A	5290	58	-2.640	-1.333	1.072	-1.098	-0.384	2.284	0.441	0.896	3.684
	UNII2C	5530	106	-5.690	-5.476	-2.571	-6.111	-6.037	-3.064	-7.052	-7.109	-4.070
		5610	122	-0.143	-0.994	2.462	-1.421	-2.360	1.145	-1.981	-2.731	0.670
		5690	138	-5.728	-4.865	-2.265	-7.297	-5.756	-3.448	-8.051	-5.834	-3.792
	UNII3	5775	155	-2.956	-3.287	-0.108	-4.125	-4.026	-1.065	-4.869	-4.732	-1.790

Mode	Band	Freq. [MHz]	CH.	Total Power Spectral Density [dBm/MHz]								
				RU Index : Low			RU Index : Mid			RU Index : High		
				ANT1	ANT2	MIMO	ANT1	ANT2	MIMO	ANT1	ANT2	MIMO
[HE80] 242T	UNII1	5210	42	-11.261	-11.811	-8.517	-10.277	-11.042	-7.632	-7.999	-9.258	-5.573
	UNII2A	5290	58	-5.869	-4.735	-2.255	-5.413	-4.192	-1.750	-2.909	-2.674	0.220
	UNII2C	5530	106	-9.234	-8.752	-5.976	-9.522	-9.250	-6.374	-10.729	-10.615	-7.661
		5610	122	-3.161	-3.672	-0.399	-3.929	-4.635	-1.258	-5.063	-5.511	-2.271
		5690	138	-9.107	-8.413	-5.736	-10.133	-9.259	-6.664	-11.383	-9.717	-7.460
	UNII3	5775	155	-5.964	-6.047	-2.995	-7.618	-6.856	-4.210	-8.530	-7.788	-5.133

Mode	Band	Freq. [MHz]	CH.	Total Power Spectral Density [dBm/MHz]								
				RU Index : Low			RU Index : Mid			RU Index : High		
				ANT1	ANT2	MIMO	ANT1	ANT2	MIMO	ANT1	ANT2	MIMO
[HE80] 484T	UNII1	5210	42	-13.452	-14.172	-10.787	-	-	-	-11.350	-12.250	-8.766
	UNII2A	5290	58	-7.875	-6.799	-4.293	-	-	-	-5.831	-5.620	-2.714
	UNII2C	5530	106	-12.074	-12.194	-9.123	-	-	-	-13.000	-12.771	-9.874
		5610	122	-6.227	-6.761	-3.475	-	-	-	-7.168	-7.518	-4.329
		5690	138	-12.207	-11.760	-8.967	-	-	-	-13.662	-12.763	-10.179
	UNII3	5775	155	-8.112	-8.886	-5.471	-	-	-	-10.673	-10.579	-7.615

Mode	Band	Freq. [MHz]	CH.	Total Power Spectral Density [dBm/MHz]								
				RU Index : Low			RU Index : Mid			RU Index : High		
				ANT1	ANT2	MIMO	ANT1	ANT2	MIMO	ANT1	ANT2	MIMO
[HE80] 996T	UNII1	5210	42	-	-	-	-14.913	-15.981	-12.404	-	-	-
	UNII2A	5290	58	-	-	-	-8.066	-8.659	-5.342	-	-	-
	UNII2C	5530	106	-	-	-	-15.716	-15.440	-12.566	-	-	-
		5610	122	-	-	-	-9.132	-9.401	-6.254	-	-	-
		5690	138	-	-	-	-15.683	-15.198	-12.423	-	-	-
	UNII3	5775	155	-	-	-	-11.732	-11.252	-8.475	-	-	-

Mode	Band	Freq. [MHz]	CH.	Total Power Spectral Density [dBm/MHz]								
				RU Index : Low			RU Index : Mid			RU Index : High		
				ANT1	ANT2	MIMO	ANT1	ANT2	MIMO	ANT1	ANT2	MIMO
[HE80] SU	UNII1	5210	42	-	-	-	-6.177	-5.240	-2.673	-	-	-
	UNII2A	5290	58	-	-	-	-7.528	-7.277	-4.390	-	-	-
	UNII2C	5530	106	-	-	-	-7.707	-7.784	-4.735	-	-	-
		5610	122	-	-	-	-6.485	-6.089	-3.272	-	-	-
		5690	138	-	-	-	-5.310	-6.176	-2.711	-	-	-
	UNII3	5775	155	-	-	-	-8.149	-8.566	-5.342	-	-	-

10.6 STRADDLE CHANNEL

10.6.1 26 dB Bandwidth

Test Note:

1. [UNII 2C] 26 dB Bandwidth = 5725 MHz - Measured Frequency[MHz]
2. [UNII 3] 26 dB Bandwidth = Measured Frequency[MHz] -5725 MHz
3. # : 26 dB bandwidth is only located in UNII 2C. Therefore 26 dB bandwidth do not overlap.

10.6.1.1 SISO Ant. 2

802.11ax(HE20)

BW	Frequency [MHz]	Channel No.	Tone	RU Index	26 dB BW (MHz)	
					UNII 2C	UNII 3
HE20	5720	144	26 T	0	17.24	4.20
				4	14.04	4.24
				7	14.00	5.40
				8	14.08	7.52
			52 T	37	17.24	4.32
				38	14.20	4.40
				39	14.12	4.16
				40	14.16	7.12
			106 T	53	17.52	4.84
				54	14.48	7.40
			242 T	61	17.44	7.64
			SU	-	17.04	7.16

802.11ax(HE40)

BW	Frequency [MHz]	Channel No.	Tone	RU Index	26 dB BW (MHz)	
					UNII 2C	UNII 3
HE40	5710	142	26 T	# 0	-	-
				9	18.28	4.12
				16	14.44	5.24
				17	14.44	7.24
			52 T	# 37	-	-
				41	19.00	4.36
				43	14.44	4.36
				44	14.44	7.40
			106 T	# 53	-	-
				# 54	-	-
				55	18.04	4.76
				56	15.24	7.80
			242 T	# 61	-	-
				62	18.36	7.32
			484 T	65	37.88	7.48
			SU	-	37.64	7.40

802.11ax(HE80)

BW	Frequency [MHz]	Channel No.	Tone	RU Index	26 dB BW (MHz)	
					UNII 2C	UNII 3
HE80	5690	138	26 T	# 0	-	-
				# 18	-	-
				35	14.52	7.08
				36	14.68	8.20
			52 T	# 37	-	-
				# 45	-	-
				51	14.52	4.52
				52	14.84	7.88
			106 T	# 53	-	-
				# 57	-	-
				59	18.84	4.84
				60	15.16	8.20
			242 T	# 61	-	-
				# 62	-	-
				63	38.04	6.12
				64	18.68	8.20
			484 T	# 65	-	-
				66	37.40	7.88
			996 T	67	78.68	7.88
			SU	-	79.00	7.72

10.6.1.2 MIMO Ant. 1

802.11ax(HE20)

BW	Frequency [MHz]	Channel No.	Tone	RU Index	26 dB BW (MHz)	
					UNII 2C	UNII 3
HE20	5720	144	26 T	0	17.20	4.16
				4	14.04	4.00
				7	14.00	5.12
				8	14.20	7.28
			52 T	37	17.48	4.36
				38	14.24	4.40
				39	14.24	4.36
				40	14.24	6.76
			106 T	53	17.56	4.80
				54	14.96	7.72
			242 T	61	17.24	7.28
			SU	-	16.88	6.84

802.11ax(HE40)

BW	Frequency [MHz]	Channel No.	Tone	RU Index	26 dB BW (MHz)	
					UNII 2C	UNII 3
HE40	5710	142	26 T	# 0	-	-
				9	18.52	4.12
				16	14.52	5.16
				17	14.36	7.24
			52 T	# 37	-	-
				41	18.92	4.36
				43	14.68	4.36
				44	14.68	7.24
			106 T	# 53	-	-
				# 54	-	-
				55	17.96	4.92
				56	15.24	7.48
			242 T	# 61	-	-
				62	18.68	7.72
			484 T	65	37.72	7.08
			SU	-	37.64	6.52

802.11ax(HE80)

BW	Frequency [MHz]	Channel No.	Tone	RU Index	26 dB BW (MHz)	
					UNII 2C	UNII 3
HE80	5690	138	26 T	# 0	-	-
				# 18	-	-
				35	14.20	6.12
				36	14.20	8.36
			52 T	# 37	-	-
				# 45	-	-
				51	35.32	4.84
				52	14.68	8.04
			106 T	# 53	-	-
				# 57	-	-
				59	35.48	5.48
				60	35.64	9.00
			242 T	# 61	-	-
				# 62	-	-
				63	38.84	5.64
				64	35.64	7.56
			484 T	# 65	-	-
				66	38.20	8.52
			996 T	67	78.52	7.40
			SU	-	78.36	7.72

10.6.1.3 MIMO Ant. 2

802.11ax(HE20)

BW	Frequency [MHz]	Channel No.	Tone	RU Index	26 dB BW (MHz)	
					UNII 2C	UNII 3
HE20	5720	144	26 T	0	16.72	4.08
				4	13.96	4.16
				7	13.96	4.64
				8	13.96	6.92
			52 T	37	16.36	4.24
				38	14.24	4.28
				39	14.00	4.28
				40	13.96	7.12
			106 T	53	17.08	4.36
				54	14.52	6.80
			242 T	61	17.24	6.60
			SU	-	17.00	6.28

802.11ax(HE40)

BW	Frequency [MHz]	Channel No.	Tone	RU Index	26 dB BW (MHz)	
					UNII 2C	UNII 3
HE40	5710	142	26 T	# 0	-	-
				9	17.48	4.12
				16	14.36	4.76
				17	14.28	6.92
			52 T	# 37	-	-
				41	18.12	4.52
				43	15.24	4.44
				44	14.60	6.84
			106 T	# 53	-	-
				# 54	-	-
				55	18.12	4.84
				56	15.40	7.32
			242 T	# 61	-	-
				62	18.20	7.32
			484 T	65	37.08	6.92
			SU	-	36.52	6.52

802.11ax(HE80)

BW	Frequency [MHz]	Channel No.	Tone	RU Index	26 dB BW (MHz)	
					UNII 2C	UNII 3
HE80	5690	138	26 T	# 0	-	-
				# 18	-	-
				35	14.52	5.64
				36	14.52	7.72
			52 T	# 37	-	-
				# 45	-	-
				51	15.00	4.52
				52	14.52	8.20
			106 T	# 53	-	-
				# 57	-	-
				59	19.16	5.80
				60	15.80	7.88
			242 T	# 61	-	-
				# 62	-	-
				63	37.88	4.52
				64	35.32	7.88
			484 T	# 65	-	-
				66	37.88	7.40
			996 T	67	77.88	7.40
			SU	-	78.36	7.24

10.6.2 6 dB Bandwidth

Test Note:

1. 6 dB Bandwidth = Measured Frequency[MHz] – 5725 MHz
2. # : 6 dB bandwidth is only located in UNII 2C. Therefore 6 dB bandwidth do not overlap.
3. Limit : > 0.5 MHz

10.6.2.1 SISO Ant. 2

802.11ax(HE20)

BW	Frequency [MHz]	Channel No.	Tone	RU Index	6 dB BW (MHz)
					UNII 3
HE20	5720	144	26 T	# 0	-
				# 4	-
				7	2.52
				8	4.52
			52 T	# 37	-
				# 38	-
				39	2.56
				40	4.56
			106 T	# 53	-
				54	4.64
			242 T	61	4.60
			SU	-	4.56

802.11ax(HE40)

BW	Frequency [MHz]	Channel No.	Tone	RU Index	6 dB BW (MHz)
					UNII 3
HE40	5710	142	26 T	# 0	-
				# 9	-
				16	2.12
				17	4.12
			52 T	# 37	-
				# 41	-
				# 43	2.60
				44	4.12
			106 T	# 53	-
				# 54	-
				55	2.68
				56	4.12
			242 T	# 61	-
				62	4.12
			484 T	65	4.12
			SU	-	4.12

802.11ax(HE80)

BW	Frequency [MHz]	Channel No.	Tone	RU Index	6 dB BW (MHz)
					UNII 3
HE80	5690	138	26 T	# 0	-
				# 18	-
				35	2.12
				36	4.20
			52 T	# 37	-
				# 45	-
				# 51	-
				52	4.20
			106 T	# 53	-
				# 57	-
				# 59	-
				60	4.20
			242 T	# 61	-
				# 62	-
				63	2.76
				64	4.20
			484 T	# 65	-
				66	4.20
			996 T	67	4.20
			SU	-	4.20

10.6.2.2 MIMO Ant. 1

802.11ax(HE20)

BW	Frequency [MHz]	Channel No.	Tone	RU Index	6 dB BW (MHz)
					UNII 3
HE20	5720	144	26 T	# 0	-
				# 4	-
				7	2.52
				8	4.52
			52 T	# 37	-
				# 38	-
				39	2.56
				40	4.52
			106 T	# 53	-
				54	4.56
			242 T	61	4.60
			SU	-	4.56

802.11ax(HE40)

BW	Frequency [MHz]	Channel No.	Tone	RU Index	6 dB BW (MHz)
					UNII 3
HE40	5710	142	26 T	# 0	-
				# 9	-
				16	2.04
				17	4.12
			52 T	# 37	-
				# 41	-
				# 43	2.60
				44	4.12
			106 T	# 53	-
				# 54	-
				55	2.60
				56	4.04
			242 T	# 61	-
				62	4.12
			484 T	65	4.12
			SU	-	4.12

802.11ax(HE80)

BW	Frequency [MHz]	Channel No.	Tone	RU Index	6 dB BW (MHz)
					UNII 3
HE80	5690	138	26 T	# 0	-
				# 18	-
				35	2.12
				36	4.20
			52 T	# 37	-
				# 45	-
				# 51	-
				52	4.20
			106 T	# 53	-
				# 57	-
				# 59	-
				60	4.20
			242 T	# 61	-
				# 62	-
				63	2.76
				64	4.20
			484 T	# 65	-
				66	4.20
			996 T	67	4.04
			SU	-	4.04

10.6.2.3 MIMO Ant. 2

802.11ax(HE20)

BW	Frequency [MHz]	Channel No.	Tone	RU Index	6 dB BW (MHz)
					UNII 3
HE20	5720	144	26 T	# 0	-
				# 4	-
				7	2.52
				8	4.56
			52 T	# 37	-
				# 38	-
				39	2.56
				40	4.56
			106 T	# 53	-
				54	4.60
			242 T	61	4.60
			SU	-	4.56

802.11ax(HE40)

BW	Frequency [MHz]	Channel No.	Tone	RU Index	6 dB BW (MHz)
					UNII 3
HE40	5710	142	26 T	# 0	-
				# 9	-
				16	2.04
				17	4.12
			52 T	# 37	-
				# 41	-
				# 43	2.60
				44	4.12
			106 T	# 53	-
				# 54	-
				55	2.60
				56	4.12
			242 T	# 61	-
				62	4.12
			484 T	65	4.12
			SU	-	4.12

802.11ax(HE80)

BW	Frequency [MHz]	Channel No.	Tone	RU Index	6 dB BW (MHz)
					UNII 3
HE80	5690	138	26 T	# 0	-
				# 18	-
				35	2.12
				36	4.20
			52 T	# 37	-
				# 45	-
				# 51	-
				52	4.20
			106 T	# 53	-
				# 57	-
				# 59	-
				60	4.20
			242 T	# 61	-
				# 62	-
				63	2.76
				64	4.20
			484 T	# 65	-
				66	4.20
			996 T	67	4.20
			SU	-	4.20

10.6.3 Output Power

Test Note:

1. # : 26 dB bandwidth is only located in UNII 2C. Therefore 26 dB bandwidth do not overlap.
2. Limit(2C) : 23.98 dBm or 11 dBm + 10 log B, (where B is the 26 dB emission bandwidth in megahertz.)
3. Limit(UNII 3) : 30.00 dBm

10.6.3.1 SISO Ant. 2

802.11ax(HE20)

BW	Frequency [MHz]	Channel No.	Tone	RU Index	Total Power (dBm)	
					UNII 2C	UNII 3
HE20	5720	144	26 T	0	8.57	-21.23
				4	8.20	-20.28
				7	-8.37	8.00
				8	-15.51	7.99
			52 T	37	8.34	-21.84
				38	8.15	-20.78
				39	7.52	-2.02
				40	-10.80	7.92
			106 T	53	8.43	-17.55
				54	4.72	5.56
			242 T	61	7.22	2.05
			SU	-	13.41	8.20

802.11ax(HE40)

BW	Frequency [MHz]	Channel No.	Tone	RU Index	Total Power (dBm)	
					UNII 2C	UNII 3
HE40	5710	142	26 T	# 0	-	-
				9	8.69	-21.01
				16	-1.31	8.09
				17	-14.18	8.46
			52 T	# 37	-	-
				41	8.64	-21.04
				43	8.51	-7.68
				44	-4.09	8.28
			106 T	# 53	-	-
				# 54	-	-
				55	8.72	-16.94
				56	5.81	5.41
			242 T	# 61	-	-
				62	7.70	2.04
			484 T	65	8.70	-0.72
			SU	-	12.35	2.93

802.11ax(HE80)

BW	Frequency [MHz]	Channel No.	Tone	RU Index	Total Power (dBm)	
					UNII 2C	UNII 3
HE80	5690	138	26 T	# 0	-	-
				# 18	-	-
				35	-6.90	2.50
				36	-20.21	2.90
			52 T	# 37	-	-
				# 45	-	-
				51	3.03	-13.13
				52	-9.42	2.96
			106 T	# 53	-	-
				# 57	-	-
				59	3.18	-22.59
				60	0.35	0.11
			242 T	# 61	-	-
				# 62	-	-
				63	3.32	-22.03
				64	2.21	-3.21
			484 T	# 65	-	-
				66	3.08	-6.09
			996 T	67	2.81	-9.60
			SU	-	11.55	-1.03

10.6.3.2 MIMO Ant. 1
802.11ax(HE20)

BW	Frequency [MHz]	Channel No.	Tone	RU Index	Total Power (dBm)	
					UNII 2C	UNII 3
HE20	5720	144	26 T	0	7.96	-21.27
				4	7.35	-21.34
				7	-9.01	7.10
				8	-16.36	7.13
			52 T	37	7.65	-19.51
				38	7.46	-18.87
				39	6.77	-2.84
				40	-10.01	7.11
			106 T	53	7.88	-15.39
				54	4.07	4.80
			242 T	61	6.76	1.46
			SU	-	12.36	7.06

802.11ax(HE40)

BW	Frequency [MHz]	Channel No.	Tone	RU Index	Total Power (dBm)	
					UNII 2C	UNII 3
HE40	5710	142	26 T	# 0	-	-
				9	7.56	-21.39
				16	-2.58	6.82
				17	-15.33	7.07
			52 T	# 37	-	-
				41	7.47	-19.27
				43	7.37	-8.73
				44	-4.99	7.07
			106 T	# 53	-	-
				# 54	-	-
				55	7.80	-15.55
				56	4.83	4.33
			242 T	# 61	-	-
				62	7.07	1.22
			484 T	65	8.25	-1.43
			SU	-	11.90	2.38

802.11ax(HE80)

BW	Frequency [MHz]	Channel No.	Tone	RU Index	Total Power (dBm)	
					UNII 2C	UNII 3
HE80	5690	138	26 T	# 0	-	-
				# 18	-	-
				35	-9.55	0.19
				36	-21.86	0.52
			52 T	# 37	-	-
				# 45	-	-
				51	0.67	-15.47
				52	-11.68	0.44
			106 T	# 53	-	-
				# 57	-	-
				59	1.11	-21.87
				60	-1.91	-2.28
			242 T	# 61	-	-
				# 62	-	-
				63	1.71	-21.59
				64	0.24	-5.55
			484 T	# 65	-	-
66	1.39	-8.10				
996 T	67	2.47	-10.79			
SU	-	10.69	-2.30			

10.6.3.3 MIMO Ant. 2
802.11ax(HE20)

BW	Frequency [MHz]	Channel No.	Tone	RU Index	Total Power (dBm)	
					UNII 2C	UNII 3
HE20	5720	144	26 T	0	7.46	-22.39
				4	7.05	-21.64
				7	-9.58	6.87
				8	-16.05	6.86
			52 T	37	7.18	-18.50
				38	7.02	-18.82
				39	6.41	-3.15
				40	-10.93	6.83
			106 T	53	7.47	-15.58
				54	3.78	4.50
			242 T	61	6.34	1.23
			SU	-	12.44	7.33

802.11ax(HE40)

BW	Frequency [MHz]	Channel No.	Tone	RU Index	Total Power (dBm)	
					UNII 2C	UNII 3
HE40	5710	142	26 T	# 0	-	-
				9	6.68	-21.37
				16	-3.38	6.12
				17	-16.28	6.47
			52 T	# 37	-	-
				41	6.72	-19.52
				43	6.66	-9.56
				44	-5.66	6.37
			106 T	# 53	-	-
				# 54	-	-
				55	6.89	-15.90
				56	4.04	3.54
			242 T	# 61	-	-
				62	6.15	0.41
			484 T	65	7.13	-2.35
			SU	-	11.36	2.02

802.11ax(HE80)

BW	Frequency [MHz]	Channel No.	Tone	RU Index	Total Power (dBm)	
					UNII 2C	UNII 3
HE80	5690	138	26 T	# 0	-	-
				# 18	-	-
				35	-7.49	1.69
				36	-20.87	2.17
			52 T	# 37	-	-
				# 45	-	-
				51	2.30	-14.01
				52	-9.79	2.11
			106 T	# 53	-	-
				# 57	-	-
				59	2.42	-20.30
				60	-0.34	-0.75
			242 T	# 61	-	-
				# 62	-	-
				63	2.82	-20.11
				64	1.62	-3.93
			484 T	# 65	-	-
				66	2.49	-6.71
			996 T	67	3.24	-9.24
			SU	-	10.25	-2.47

10.6.4 Power Spectral Density

Test Note: Limit(UNII 3) : 30.0 dBm/500 kHz

10.6.4.1 SISO Ant. 2

802.11ax(HE20)

BW	Frequency [MHz]	Channel No.	Tone	RU Index	PSD (dBm)	
					UNII 2C	UNII 3
HE20	5720	144	26 T	0	6.078	-20.842
				4	4.391	-23.775
				7	-3.651	2.689
				8	-18.866	2.774
			52 T	37	3.001	-21.056
				38	2.720	-22.174
				39	2.635	-1.033
				40	-6.375	-0.341
			106 T	53	0.080	-20.560
				54	-0.300	-3.287
			242 T	61	-3.534	-6.724
			SU	-	2.709	-0.599

802.11ax(HE40)

BW	Frequency [MHz]	Channel No.	Tone	RU Index	PSD (dBm)	
					UNII 2C	UNII 3
HE40	5710	142	26 T	# 0	-	-
				9	6.046	-23.506
				16	2.564	2.925
				17	-19.710	2.788
			52 T	# 37	-	-
				41	3.194	-23.227
				43	2.932	-10.395
				44	-0.095	0.082
			106 T	# 53	-	-
				# 54	-	-
				55	0.227	-22.207
				56	-0.154	-3.111
			242 T	# 61	-	-
				62	-3.232	-6.501
			484 T	65	-5.435	-9.054
			SU	-	-1.921	-5.662

802.11ax(HE80)

BW	Frequency [MHz]	Channel No.	Tone	RU Index	PSD (dBm)	
					UNII 2C	UNII 3
HE80	5690	138	26 T	# 0	-	-
				# 18	-	-
				35	-4.743	-3.237
				36	-26.890	-3.386
			52 T	# 37	-	-
				# 45	-	-
				51	-2.836	-18.056
				52	-6.945	-5.601
			106 T	# 53	-	-
				# 57	-	-
				59	-5.776	-27.793
				60	-5.889	-9.077
			242 T	# 61	-	-
				# 62	-	-
				63	-9.203	-28.462
				64	-9.219	-12.021
			484 T	# 65	-	-
				66	-11.598	-14.899
			996 T	67	-13.588	-18.377
			SU	-	-5.542	-9.317

10.6.4.2 MIMO Ant. 1

802.11ax(HE20)

BW	Frequency [MHz]	Channel No.	Tone	RU Index	PSD (dBm)	
					UNII 2C	UNII 3
HE20	5720	144	26 T	0	5.473	-28.446
				4	3.786	-24.851
				7	-4.277	1.763
				8	-20.227	1.718
			52 T	37	2.315	-22.971
				38	1.956	-21.775
				39	1.810	-1.915
				40	-7.220	-1.178
			106 T	53	-0.431	-20.655
				54	-1.046	-4.110
			242 T	61	-4.005	-6.922
			SU	-	1.822	-1.442

802.11ax(HE40)

BW	Frequency [MHz]	Channel No.	Tone	RU Index	PSD (dBm)	
					UNII 2C	UNII 3
HE40	5710	142	26 T	# 0	-	-
				9	4.751	-43.765
				16	1.136	1.801
				17	-19.258	1.297
			52 T	# 37	-	-
				41	1.915	-24.904
				43	1.586	-11.712
				44	-1.185	-1.150
			106 T	# 53	-	-
				# 54	-	-
				55	-0.890	-20.578
				56	-1.052	-4.143
			242 T	# 61	-	-
				62	-3.775	-7.119
			484 T	65	-5.748	-9.601
			SU	-	-2.271	-6.177

802.11ax(HE80)

BW	Frequency [MHz]	Channel No.	Tone	RU Index	PSD (dBm)	
					UNII 2C	UNII 3
HE80	5690	138	26 T	# 0	-	-
				# 18	-	-
				35	-8.986	-5.838
				36	-25.412	-5.686
			52 T	# 37	-	-
				# 45	-	-
				51	-5.087	-20.528
				52	-9.202	-7.877
			106 T	# 53	-	-
				# 57	-	-
				59	-7.930	-26.668
				60	-8.061	-10.942
			242 T	# 61	-	-
				# 62	-	-
				63	-10.650	-28.461
				64	-10.963	-14.484
			484 T	# 65	-	-
				66	-13.368	-16.982
			996 T	67	-13.873	-18.992
			SU	-	-6.200	-10.680

10.6.4.3 MIMO Ant. 2
802.11ax(HE20)

BW	Frequency [MHz]	Channel No.	Tone	RU Index	PSD (dBm)	
					UNII 2C	UNII 3
HE20	5720	144	26 T	0	5.093	-23.710
				4	3.482	-23.622
				7	-5.483	1.566
				8	-21.215	1.583
			52 T	37	1.666	-22.390
				38	1.547	-23.848
				39	1.391	-1.663
				40	-8.599	-1.290
			106 T	53	-0.723	-20.002
				54	-1.366	-4.105
			242 T	61	-4.326	-7.771
			SU	-	2.014	-1.068

802.11ax(HE40)

BW	Frequency [MHz]	Channel No.	Tone	RU Index	PSD (dBm)	
					UNII 2C	UNII 3
HE40	5710	142	26 T	# 0	-	-
				9	3.716	-27.790
				16	0.158	0.987
				17	-20.730	0.707
			52 T	# 37	-	-
				41	1.050	-27.471
				43	1.013	-13.007
				44	-1.681	-2.004
			106 T	# 53	-	-
				# 54	-	-
				55	-1.747	-21.662
				56	-1.894	-4.949
			242 T	# 61	-	-
				62	-4.837	-7.791
			484 T	65	-6.711	-10.692
			SU	-	-2.822	-6.274

802.11ax(HE80)

BW	Frequency [MHz]	Channel No.	Tone	RU Index	PSD (dBm)	
					UNII 2C	UNII 3
HE80	5690	138	26 T	# 0	-	-
				# 18	-	-
				35	-4.885	-3.645
				36	-25.618	-3.616
			52 T	# 37	-	-
				# 45	-	-
				51	-3.603	-18.182
				52	-7.613	-6.354
			106 T	# 53	-	-
				# 57	-	-
				59	-6.467	-25.816
				60	-6.457	-9.499
			242 T	# 61	-	-
				# 62	-	-
				63	-9.431	-27.056
				64	-9.823	-12.631
			484 T	# 65	-	-
				66	-12.185	-15.617
			996 T	67	-13.407	-18.014
			SU	-	-6.617	-10.906

10.7 RADIATED SPURIOUS EMISSIONS (9 kHz – 1 GHz)

Frequency Range : 9 kHz – 30 MHz

Frequency	Measured Value	CL+AF+DF-AG	ANT. POL	Total	Limit	Margin
[MHz]	[dBμV]	[dB/m]	[H/V]	[dBμV/m]	[dBμV/m]	[dB]
No Critical peaks found						

Note:

1. The Measured Value of emissions are attenuated more than 20 dB below the permissible limits or the field strength is too small to be measured.
2. Distance extrapolation factor = $40 \log(\text{specific distance} / \text{test distance})$ (dB)
3. Limit line = specific Limits (dBμV) + Distance extrapolation factor

Frequency Range : Below 1 GHz

Frequency	Measured Value	A.F+C.L	ANT. POL	Total	Limit	Margin
[MHz]	[dBμV]	[dB/m]	[H/V]	[dBμV/m]	[dBμV/m]	[dB]
No Critical peaks found						

Note:

1. Radiated emissions measured in frequency range from 30 MHz to 1000 MHz were made with an instrument using Quasi peak detector mode

10.8 RADIATED SPURIOUS EMISSIONS (Above 1 GHz)

MIMO

10.8.1 802.11ax(HE20)

1) SU

Band :	UNII 1
Operation Mode:	802.11ax(HE20)
Transfer MCS Index:	MCS0
Operating Frequency	5180 MHz
Channel No.	36 Ch

Frequency [MHz]	Measured Value [dB μ V]	CL+AF+DF-AG [dB/m]	ANT. POL [H/V]	Total [dB μ V/m]	Limit [dB μ V/m]	Margin [dB]	Measurement Type
10360	43.89	8.52	V	52.41	68.20	15.79	PK
15540	40.95	13.29	V	54.24	73.98	19.74	PK
15540	27.40	13.29	V	40.69	53.98	13.29	AV
10360	43.44	8.52	H	51.96	68.20	16.24	PK
15540	39.77	13.29	H	53.06	73.98	20.92	PK
15540	27.53	13.29	H	40.82	53.98	13.16	AV

Band :	UNII 1
Operation Mode:	802.11ax(HE20)
Transfer MCS Index:	MCS0
Operating Frequency	5200 MHz
Channel No.	40 Ch

Frequency [MHz]	Measured Value [dB μ V]	CL+AF+DF-AG [dB/m]	ANT. POL [H/V]	Total [dB μ V/m]	Limit [dB μ V/m]	Margin [dB]	Measurement Type
10400	43.47	8.86	V	52.33	68.20	15.87	PK
15600	39.27	13.36	V	52.63	73.98	21.35	PK
15600	27.17	13.36	V	40.53	53.98	13.45	AV
10400	43.47	8.86	H	52.33	68.20	15.87	PK
15600	40.31	13.36	H	53.67	73.98	20.31	PK
15600	27.36	13.36	H	40.72	53.98	13.26	AV

Band : UNII 1
 Operation Mode: 802.11ax(HE20)
 Transfer MCS Index: MCS0
 Operating Frequency 5240 MHz
 Channel No. 48 Ch

Frequency [MHz]	Measured Value [dB μ V]	CL+AF+DF-AG [dB/m]	ANT. POL [H/V]	Total [dB μ V/m]	Limit [dB μ V/m]	Margin [dB]	Measurement Type
10480	43.20	9.22	V	52.42	68.20	15.78	PK
15720	39.44	13.27	V	52.71	73.98	21.27	PK
15720	26.95	13.27	V	40.22	53.98	13.76	AV
10480	43.35	9.22	H	52.57	68.20	15.63	PK
15720	39.70	13.27	H	52.97	73.98	21.01	PK
15720	27.07	13.27	H	40.34	53.98	13.64	AV

Band : UNII 2A
 Operation Mode: 802.11ax(HE20)
 Transfer MCS Index: MCS0
 Operating Frequency 5260 MHz
 Channel No. 52 Ch

Frequency [MHz]	Measured Value [dB μ V]	CL+AF+DF-AG [dB/m]	ANT. POL [H/V]	Total [dB μ V/m]	Limit [dB μ V/m]	Margin [dB]	Measurement Type
10520	42.29	9.29	V	51.58	68.20	16.62	PK
15780	40.67	13.27	V	53.94	73.98	20.04	PK
15780	27.80	13.27	V	41.07	53.98	12.91	AV
10520	42.80	9.29	H	52.09	68.20	16.11	PK
15780	40.79	13.27	H	54.06	73.98	19.92	PK
15780	27.97	13.27	H	41.24	53.98	12.74	AV

Band : UNII 2A
 Operation Mode: 802.11ax(HE20)
 Transfer MCS Index: MCS0
 Operating Frequency 5300 MHz
 Channel No. 60 Ch

Frequency [MHz]	Measured Value [dBμV]	CL+AF+DF-AG [dB/m]	ANT. POL [H/V]	Total [dBμV/m]	Limit [dBμV/m]	Margin [dB]	Measurement Type
10600	42.61	10.19	V	52.80	73.98	21.18	PK
10600	29.69	10.19	V	39.88	53.98	14.10	AV
15900	40.60	12.93	V	53.53	73.98	20.45	PK
15900	28.36	12.93	V	41.29	53.98	12.69	AV
10600	42.07	10.19	H	52.26	73.98	21.72	PK
10600	30.04	10.19	H	40.23	53.98	13.75	AV
15900	41.14	12.93	H	54.07	73.98	19.91	PK
15900	28.27	12.93	H	41.20	53.98	12.78	AV

Band : UNII 2A
 Operation Mode: 802.11ax(HE20)
 Transfer MCS Index: MCS0
 Operating Frequency 5320 MHz
 Channel No. 64 Ch

Frequency [MHz]	Measured Value [dBμV]	CL+AF+DF-AG [dB/m]	ANT. POL [H/V]	Total [dBμV/m]	Limit [dBμV/m]	Margin [dB]	Measurement Type
10640	41.88	9.80	V	51.68	73.98	22.30	PK
10640	29.47	9.80	V	39.27	53.98	14.71	AV
15960	40.29	12.63	V	52.92	73.98	21.06	PK
15960	28.05	12.63	V	40.68	53.98	13.30	AV
10640	41.91	9.80	H	51.71	73.98	22.27	PK
10640	29.92	9.80	H	39.72	53.98	14.26	AV
15960	41.18	12.63	H	53.81	73.98	20.17	PK
15960	28.13	12.63	H	40.76	53.98	13.22	AV

Band : UNII 2C
 Operation Mode: 802.11ax(HE20)
 Transfer MCS Index: MCS0
 Operating Frequency 5500 MHz
 Channel No. 100 Ch

Frequency [MHz]	Measured Value [dB μ V]	CL+AF+DF-AG [dB/m]	ANT. POL [H/V]	Total [dB μ V/m]	Limit [dB μ V/m]	Margin [dB]	Measurement Type
11000	42.92	10.95	V	53.87	73.98	20.11	PK
11000	29.37	10.95	V	40.32	53.98	13.66	AV
16500	41.10	12.45	V	53.55	68.20	14.65	PK
11000	42.32	10.95	H	53.27	73.98	20.71	PK
11000	29.50	10.95	H	40.45	53.98	13.53	AV
16500	41.20	12.45	H	53.65	68.20	14.55	PK

Band : UNII 2C
 Operation Mode: 802.11ax(HE20)
 Transfer MCS Index: MCS0
 Operating Frequency 5600 MHz
 Channel No. 120 Ch

Frequency [MHz]	Measured Value [dB μ V]	CL+AF+DF-AG [dB/m]	ANT. POL [H/V]	Total [dB μ V/m]	Limit [dB μ V/m]	Margin [dB]	Measurement Type
11200	42.14	10.80	V	52.94	73.98	21.04	PK
11200	29.39	10.80	V	40.19	53.98	13.79	AV
16800	41.02	13.56	V	54.58	68.20	13.62	PK
11200	42.34	10.80	H	53.14	73.98	20.84	PK
11200	29.48	10.80	H	40.28	53.98	13.70	AV
16800	40.90	13.56	H	54.46	68.20	13.74	PK

Band :	UNII 2C
Operation Mode:	802.11ax(HE20)
Transfer MCS Index:	MCS0
Operating Frequency	5720 MHz
Channel No.	144 Ch

Frequency [MHz]	Measured Value [dBμV]	CL+AF+DF-AG [dB/m]	ANT. POL [H/V]	Total [dBμV/m]	Limit [dBμV/m]	Margin [dB]	Measurement Type
11440	41.77	11.07	V	52.84	73.98	21.14	PK
11440	28.61	11.07	V	39.68	53.98	14.30	AV
17160	40.88	13.93	V	54.81	68.20	13.39	PK
11440	41.46	11.07	H	52.53	73.98	21.45	PK
11440	28.64	11.07	H	39.71	53.98	14.27	AV
17160	41.14	13.93	H	55.07	68.20	13.13	PK

Band :	UNII 3
Operation Mode:	802.11ax(HE20)
Transfer MCS Index:	MCS0
Operating Frequency	5745MHz
Channel No.	149 Ch

Frequency [MHz]	Measured Value [dBμV]	CL+AF+DF-AG [dB/m]	ANT. POL [H/V]	Total [dBμV/m]	Limit [dBμV/m]	Margin [dB]	Measurement Type
11490	41.78	11.30	V	53.08	73.98	20.90	PK
11490	29.19	11.30	V	40.49	53.98	13.49	AV
17235	40.86	14.50	V	55.36	68.20	12.84	PK
11490	41.41	11.30	H	52.71	73.98	21.27	PK
11490	29.01	11.30	H	40.31	53.98	13.67	AV
17235	40.73	14.50	H	55.23	68.20	12.97	PK

Band : UNII 3
 Operation Mode: 802.11ax(HE20)
 Transfer MCS Index: MCS0
 Operating Frequency 5785 MHz
 Channel No. 157 Ch

Frequency [MHz]	Measured Value [dBμV]	CL+AF+DF-AG [dB/m]	ANT. POL [H/V]	Total [dBμV/m]	Limit [dBμV/m]	Margin [dB]	Measurement Type
11570	41.45	10.55	V	52.00	73.98	21.98	PK
11570	29.34	10.55	V	39.89	53.98	14.09	AV
17355	40.30	15.81	V	56.11	68.20	12.09	PK
11570	41.85	10.55	H	52.40	73.98	21.58	PK
11570	29.12	10.55	H	39.67	53.98	14.31	AV
17355	40.35	15.81	H	56.16	68.20	12.04	PK

Band : UNII 3
 Operation Mode: 802.11ax(HE20)
 Transfer MCS Index: MCS0
 Operating Frequency 5825 MHz
 Channel No. 165 Ch

Frequency [MHz]	Measured Value [dBμV]	CL+AF+DF-AG [dB/m]	ANT. POL [H/V]	Total [dBμV/m]	Limit [dBμV/m]	Margin [dB]	Measurement Type
11650	42.01	10.07	V	52.08	73.98	21.90	PK
11650	29.54	10.07	V	39.61	53.98	14.37	AV
17475	40.39	17.40	V	57.79	68.20	10.41	PK
11650	42.35	10.07	H	52.42	73.98	21.56	PK
11650	29.33	10.07	H	39.40	53.98	14.58	AV
17475	40.14	17.40	H	57.54	68.20	10.66	PK

Note:

All Modes of operation were investigated and the worst case configuration results are reported. In order to simplify the report, We only have attached RSE result of worst case.

10.8.2 802.11ax(HE40)
1) SU

Band :	UNII 1
Operation Mode:	802.11ax(HE40)
Transfer MCS Index:	MCS0
Operating Frequency	5190 MHz
Channel No.	38 Ch

Frequency [MHz]	Measured Value [dB μ V]	CL+AF+DF-AG [dB/m]	ANT. POL [H/V]	Total [dB μ V/m]	Limit [dB μ V/m]	Margin [dB]	Measurement Type
10380	43.10	8.77	V	51.87	68.20	16.33	PK
15570	40.27	13.45	V	53.72	73.98	20.26	PK
15570	28.00	13.45	V	41.45	53.98	12.53	AV
10380	43.49	8.77	H	52.26	68.20	15.94	PK
15570	39.67	13.45	H	53.12	73.98	20.86	PK
15570	27.94	13.45	H	41.39	53.98	12.59	AV

Band :	UNII 1
Operation Mode:	802.11ax(HE40)
Transfer MCS Index:	MCS0
Operating Frequency	5230 MHz
Channel No.	46 Ch

Frequency [MHz]	Measured Value [dB μ V]	CL+AF+DF-AG [dB/m]	ANT. POL [H/V]	Total [dB μ V/m]	Limit [dB μ V/m]	Margin [dB]	Measurement Type
10460	43.06	8.92	V	51.98	68.20	16.22	PK
15690	39.65	13.27	V	52.92	73.98	21.06	PK
15690	27.74	13.27	V	41.01	53.98	12.97	AV
10460	42.88	8.92	H	51.80	68.20	16.40	PK
15690	39.57	13.27	H	52.84	73.98	21.14	PK
15690	27.51	13.27	H	40.78	53.98	13.20	AV

Band : UNII 2A
 Operation Mode: 802.11ax(HE40)
 Transfer MCS Index: MCS0
 Operating Frequency 5270 MHz
 Channel No. 54 Ch

Frequency [MHz]	Measured Value [dBμV]	CL+AF+DF-AG [dB/m]	ANT. POL [H/V]	Total [dBμV/m]	Limit [dBμV/m]	Margin [dB]	Measurement Type
10540	42.63	9.36	V	51.99	68.20	16.21	PK
15810	40.18	13.26	V	53.44	73.98	20.54	PK
15810	28.71	13.26	V	41.97	53.98	12.01	AV
10540	42.62	9.36	H	51.98	68.20	16.22	PK
15810	40.46	13.26	H	53.72	73.98	20.26	PK
15810	28.83	13.26	H	42.09	53.98	11.89	AV

Band : UNII 2A
 Operation Mode: 802.11ax(HE40)
 Transfer MCS Index: MCS0
 Operating Frequency 5310 MHz
 Channel No. 62 Ch

Frequency [MHz]	Measured Value [dBμV]	CL+AF+DF-AG [dB/m]	ANT. POL [H/V]	Total [dBμV/m]	Limit [dBμV/m]	Margin [dB]	Measurement Type
10620	42.37	9.78	V	52.15	73.98	21.83	PK
10620	30.37	9.78	V	40.15	53.98	13.83	AV
15930	40.13	12.75	V	52.88	73.98	21.10	PK
15930	28.97	12.75	V	41.72	53.98	12.26	AV
10620	41.90	9.78	H	51.68	73.98	22.30	PK
10620	30.18	9.78	H	39.96	53.98	14.02	AV
15930	40.35	12.75	H	53.10	73.98	20.88	PK
15930	28.77	12.75	H	41.52	53.98	12.46	AV

Band : UNII 2C
 Operation Mode: 802.11ax(HE40)
 Transfer MCS Index: MCS0
 Operating Frequency 5510 MHz
 Channel No. 102 Ch

Frequency [MHz]	Measured Value [dBμV]	CL+AF+DF-AG [dB/m]	ANT. POL [H/V]	Total [dBμV/m]	Limit [dBμV/m]	Margin [dB]	Measurement Type
11020	41.82	10.67	V	52.49	73.98	21.49	PK
11020	29.58	10.67	V	40.25	53.98	13.73	AV
16530	41.04	12.56	V	53.60	68.20	14.60	PK
11020	41.76	10.67	H	52.43	73.98	21.55	PK
11020	29.80	10.67	H	40.47	53.98	13.51	AV
16530	40.95	12.56	H	53.51	68.20	14.69	PK

Band : UNII 2C
 Operation Mode: 802.11ax(HE40)
 Transfer MCS Index: MCS0
 Operating Frequency 5590 MHz
 Channel No. 118 Ch

Frequency [MHz]	Measured Value [dBμV]	CL+AF+DF-AG [dB/m]	ANT. POL [H/V]	Total [dBμV/m]	Limit [dBμV/m]	Margin [dB]	Measurement Type
11180	41.61	10.93	V	52.54	73.98	21.44	PK
11180	29.82	10.93	V	40.75	53.98	13.23	AV
16770	40.98	13.31	V	54.29	68.20	13.91	PK
11180	41.99	10.93	H	52.92	73.98	21.06	PK
11180	29.95	10.93	H	40.88	53.98	13.10	AV
16770	40.95	13.31	H	54.26	68.20	13.94	PK

Band : UNII 2C
 Operation Mode: 802.11ax(HE40)
 Transfer MCS Index: MCS0
 Operating Frequency 5710 MHz
 Channel No. 142 Ch

Frequency [MHz]	Measured Value [dBμV]	CL+AF+DF-AG [dB/m]	ANT. POL [H/V]	Total [dBμV/m]	Limit [dBμV/m]	Margin [dB]	Measurement Type
11420	41.48	11.18	V	52.66	73.98	21.32	PK
11420	29.24	11.18	V	40.42	53.98	13.56	AV
17130	40.30	13.67	V	53.97	68.20	14.23	PK
11420	41.52	11.18	H	52.70	73.98	21.28	PK
11420	29.74	11.18	H	40.92	53.98	13.06	AV
17130	40.49	13.67	H	54.16	68.20	14.04	PK

Band : UNII 3
 Operation Mode: 802.11ax(HE40)
 Transfer MCS Index: MCS0
 Operating Frequency 5755 MHz
 Channel No. 151 Ch

Frequency [MHz]	Measured Value [dBμV]	CL+AF+DF-AG [dB/m]	ANT. POL [H/V]	Total [dBμV/m]	Limit [dBμV/m]	Margin [dB]	Measurement Type
11510	41.74	11.14	V	52.88	73.98	21.10	PK
11510	29.60	11.14	V	40.74	53.98	13.24	AV
17265	40.69	14.89	V	55.58	68.20	12.62	PK
11510	41.45	11.14	H	52.59	73.98	21.39	PK
11510	29.80	11.14	H	40.94	53.98	13.04	AV
17265	40.68	14.89	H	55.57	68.20	12.63	PK

Band :	UNII 3
Operation Mode:	802.11ax(HE40)
Transfer MCS Index:	MCS0
Operating Frequency	5795 MHz
Channel No.	159 Ch

Frequency [MHz]	Measured Value [dB μ V]	CL+AF+DF-AG [dB/m]	ANT. POL [H/V]	Total [dB μ V/m]	Limit [dB μ V/m]	Margin [dB]	Measurement Type
11590	41.47	10.45	V	51.92	73.98	22.06	PK
11590	29.48	10.45	V	39.93	53.98	14.05	AV
17385	40.37	16.08	V	56.45	68.20	11.75	PK
11590	41.28	10.45	H	51.73	73.98	22.25	PK
11590	29.64	10.45	H	40.09	53.98	13.89	AV
17385	40.31	16.08	H	56.39	68.20	11.81	PK

Note:

All Modes of operation were investigated and the worst case configuration results are reported. In order to simplify the report, We only have attached RSE result of worst case.

10.8.3 802.11ax(HE80)

1) SU

Band :	UNII 1
Operation Mode:	802.11ax(HE80)
Transfer MCS Index:	MCS0
Operating Frequency	5210 MHz
Channel No.	42 Ch

Frequency [MHz]	Measured Value [dBμV]	CL+AF+DF-AG [dB/m]	ANT. POL [H/V]	Total [dBμV/m]	Limit [dBμV/m]	Margin [dB]	Measurement Type
10420	43.72	8.65	V	52.37	68.20	15.83	PK
15630	39.70	13.23	V	52.93	73.98	21.05	PK
15630	28.91	13.23	V	42.14	53.98	11.84	AV
10420	43.75	8.65	H	52.40	68.20	15.80	PK
15630	39.63	13.23	H	52.86	73.98	21.12	PK
15630	28.80	13.23	H	42.03	53.98	11.95	AV

Band :	UNII 2A
Operation Mode:	802.11ax(HE80)
Transfer MCS Index:	MCS0
Operating Frequency	5290 MHz
Channel No.	58 Ch

Frequency [MHz]	Measured Value [dBμV]	CL+AF+DF-AG [dB/m]	ANT. POL [H/V]	Total [dBμV/m]	Limit [dBμV/m]	Margin [dB]	Measurement Type
10580	42.60	10.02	V	52.62	68.20	15.58	PK
15870	40.46	13.16	V	53.62	73.98	20.36	PK
15870	29.51	13.16	V	42.67	53.98	11.31	AV
10580	42.57	10.02	H	52.59	68.20	15.61	PK
15870	40.37	13.16	H	53.53	73.98	20.45	PK
15870	29.55	13.16	H	42.71	53.98	11.27	AV

Band :	UNII 2C
Operation Mode:	802.11ax(HE80)
Transfer MCS Index:	MCS0
Operating Frequency	5530 MHz
Channel No.	106 Ch

Frequency [MHz]	Measured Value [dBμV]	CL+AF+DF-AG [dB/m]	ANT. POL [H/V]	Total [dBμV/m]	Limit [dBμV/m]	Margin [dB]	Measurement Type
11060	42.43	10.79	V	53.22	73.98	20.76	PK
11060	30.67	10.79	V	41.46	53.98	12.52	AV
16590	42.34	12.69	V	55.03	68.20	13.17	PK
11060	41.70	10.79	H	52.49	73.98	21.49	PK
11060	30.82	10.79	H	41.61	53.98	12.37	AV
16590	41.16	12.69	H	53.85	68.20	14.35	PK

Band :	UNII 2C
Operation Mode:	802.11ax(HE80)
Transfer MCS Index:	MCS0
Operating Frequency	5610 MHz
Channel No.	122 Ch

Frequency [MHz]	Measured Value [dBμV]	CL+AF+DF-AG [dB/m]	ANT. POL [H/V]	Total [dBμV/m]	Limit [dBμV/m]	Margin [dB]	Measurement Type
11220	41.80	10.44	V	52.24	73.98	21.74	PK
11220	31.01	10.44	V	41.45	53.98	12.53	AV
16830	41.40	13.62	V	55.02	68.20	13.18	PK
11220	41.86	10.44	H	52.30	73.98	21.68	PK
11220	30.77	10.44	H	41.21	53.98	12.77	AV
16830	41.15	13.62	H	54.77	68.20	13.43	PK

Band :	UNII 2C
Operation Mode:	802.11ax(HE80)
Transfer MCS Index:	MCS0
Operating Frequency	5690 MHz
Channel No.	138 Ch

Frequency [MHz]	Measured Value [dB μ V]	CL+AF+DF-AG [dB/m]	ANT. POL [H/V]	Total [dB μ V/m]	Limit [dB μ V/m]	Margin [dB]	Measurement Type
11380	41.55	10.99	V	52.54	73.98	21.44	PK
11380	30.76	10.99	V	41.75	53.98	12.23	AV
17070	40.48	13.81	V	54.29	68.20	13.91	PK
11380	41.60	10.99	H	52.59	73.98	21.39	PK
11380	30.45	10.99	H	41.44	53.98	12.54	AV
17070	40.61	13.81	H	54.42	68.20	13.78	PK

Band :	UNII 3
Operation Mode:	802.11ax(HE80)
Transfer MCS Index:	MCS0
Operating Frequency	5775 MHz
Channel No.	155 Ch

Frequency [MHz]	Measured Value [dB μ V]	CL+AF+DF-AG [dB/m]	ANT. POL [H/V]	Total [dB μ V/m]	Limit [dB μ V/m]	Margin [dB]	Measurement Type
11550	41.45	10.64	V	52.09	73.98	21.89	PK
11550	30.68	10.64	V	41.32	53.98	12.66	AV
17325	40.83	15.49	V	56.32	68.20	11.88	PK
11550	41.48	10.64	H	52.12	73.98	21.86	PK
11550	30.41	10.64	H	41.05	53.98	12.93	AV
17325	40.90	15.49	H	56.39	68.20	11.81	PK

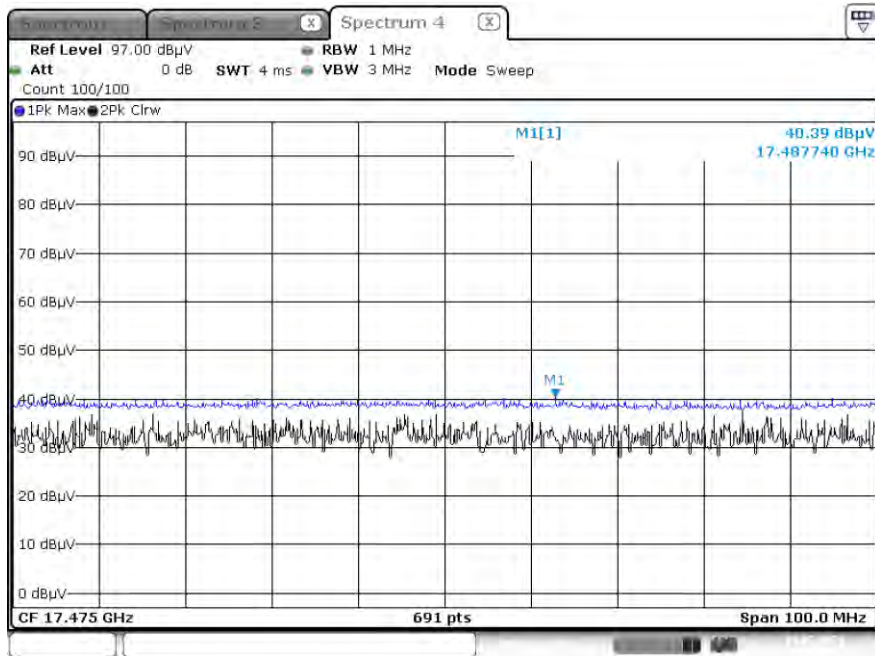
Note:

All Modes of operation were investigated and the worst case configuration results are reported. In order to simplify the report, We only have attached RSE result of worst case.

▣ Test Plots

[MIMO] - SU

Radiated Spurious Emissions plot – Peak result (802.11ax HE20, Ch.165 3rd Spurious Emission, Y-V)



Note:

Only the worst case plots for Radiated Spurious Emissions.

10.9 RADIATED RESTRICTED BAND EDGE

10.9.1 MIMO

1) 802.11ax(HE20)

1.1) 52 Tone

Band :	UNII 1
Operation Mode:	802.11ax(HE20)
Transfer Rate:	MCS0
Operating Frequency	5180 MHz
Channel No.	36 Ch
RU offset.	37

Frequency [MHz]	Measured Value [dBμV]	A.F+C.L- A.G+ATT+D.F [dB/m]	ANT. POL [H/V]	Total [dBμV/m]	Limit [dBμV/m]	Margin [dB]	Measurement Type
5150	55.70	7.54	H	63.24	73.98	10.74	PK
5150	34.55	7.54	H	42.09	53.98	11.89	AV
5150	55.12	7.54	V	62.66	73.98	11.32	PK
5150	34.12	7.54	V	41.66	53.98	12.32	AV

Band :	UNII 2A
Operation Mode:	802.11ax(HE20)
Transfer Rate:	MCS0
Operating Frequency	5320 MHz
Channel No.	64 Ch
RU offset.	40

Frequency [MHz]	Measured Value [dBμV]	A.F+C.L- A.G+ATT+D.F [dB/m]	ANT. POL [H/V]	Total [dBμV/m]	Limit [dBμV/m]	Margin [dB]	Measurement Type
# 5350	53.60	7.21	H	60.81	73.98	13.17	PK
5350	39.91	7.21	H	47.12	53.98	6.86	AV
# 5350	53.12	7.21	V	60.33	73.98	13.65	PK
5350	39.71	7.21	V	46.92	53.98	7.06	AV

Note :# Integration method Used (KDB 789033 D02 v02r01 Section 3) d) (ii)

Band :	UNII 2C
Operation Mode:	802.11ax(HE20)
Transfer Rate:	MCS0
Operating Frequency	5500 MHz
Channel No.	100 Ch
RU offset.	37

Frequency [MHz]	Measured Value [dBμV]	A.F+C.L- A.G+ATT+D.F [dB/m]	ANT. POL [H/V]	Total [dBμV/m]	Limit [dBμV/m]	Margin [dB]	Measurement Type
5460	54.71	7.99	H	62.70	73.98	11.28	PK
5460	35.36	7.99	H	43.35	53.98	10.63	AV
# 5470	45.31	7.94	H	53.25	68.20	14.95	PK
5460	54.22	7.99	V	62.21	73.98	11.77	PK
5460	35.01	7.99	V	43.00	53.98	10.98	AV
# 5470	44.98	7.94	V	52.92	68.20	15.28	PK

Note :# Integration method Used (KDB 789033 D02 v02r01 Section 3) d) (ii)

1.2)SU

Band :	UNII 1
Operation Mode:	802.11ax(HE20)
Transfer Rate:	MCS0
Operating Frequency	5180 MHz
Channel No.	36 Ch
RU offset.	None

Frequency [MHz]	Measured Value [dBμV]	A.F+C.L- A.G+ATT+D.F [dB/m]	ANT. POL [H/V]	Total [dBμV/m]	Limit [dBμV/m]	Margin [dB]	Measurement Type
5150	59.67	7.54	H	67.21	73.98	6.77	PK
5150	39.14	7.54	H	46.68	53.98	7.30	AV
5150	59.41	7.54	V	66.95	73.98	7.03	PK
5150	38.89	7.54	V	46.43	53.98	7.55	AV

Band :	UNII 2A
Operation Mode:	802.11ax(HE20)
Transfer Rate:	MCS0
Operating Frequency	5320 MHz
Channel No.	64 Ch
RU offset.	None

Frequency [MHz]	Measured Value [dBμV]	A.F+C.L- A.G+ATT+D.F [dB/m]	ANT. POL [H/V]	Total [dBμV/m]	Limit [dBμV/m]	Margin [dB]	Measurement Type
# 5350	56.00	7.21	H	63.21	73.98	10.77	PK
5350	42.29	7.21	H	49.50	53.98	4.48	AV
# 5350	55.89	7.21	V	63.10	73.98	10.88	PK
5350	42.01	7.21	V	49.22	53.98	4.76	AV

Note :# Integration method Used (KDB 789033 D02 v02r01 Section 3) d) (ii)

Band :	UNII 2C
Operation Mode:	802.11ax(HE20)
Transfer Rate:	MCS0
Operating Frequency	5500 MHz
Channel No.	100 Ch
RU offset.	None

Frequency [MHz]	Measured Value [dBμV]	A.F+C.L- A.G+ATT+D.F [dB/m]	ANT. POL [H/V]	Total [dBμV/m]	Limit [dBμV/m]	Margin [dB]	Measurement Type
5460	55.62	7.99	H	63.61	73.98	10.37	PK
5460	40.64	7.99	H	48.63	53.98	5.35	AV
# 5470	53.22	7.94	H	61.16	68.20	7.04	PK
5460	55.41	7.99	V	63.40	73.98	10.58	PK
5460	40.39	7.99	V	48.38	53.98	5.60	AV
# 5470	53.01	7.94	V	60.95	68.20	7.25	PK

Note :# Integration method Used (KDB 789033 D02 v02r01 Section 3) d) (ii)

2) 802.11ax(HE40)
2.1) 106 Tone

Band :	UNII 1
Operation Mode:	802.11ax(HE40)
Transfer MCS Index:	MCS0
Operating Frequency	5190 MHz
Channel No.	38 Ch
RU offset.	53

Frequency [MHz]	Measured Value [dB μ V]	A.F+C.L- A.G+ATT+D.F [dB/m]	ANT. POL [H/V]	Total [dB μ V/m]	Limit [dB μ V/m]	Margin [dB]	Measurement Type
5150	49.32	14.58	H	63.90	73.98	10.08	PK
5150	29.35	14.58	H	43.93	53.98	10.05	AV
5150	48.91	14.58	V	63.49	73.98	10.49	PK
5150	29.12	14.58	V	43.70	53.98	10.28	AV

Band :	UNII 2A
Operation Mode:	802.11ax(HE40)
Transfer MCS Index:	MCS0
Operating Frequency	5310 MHz
Channel No.	62 Ch
RU offset.	56

Frequency [MHz]	Measured Value [dB μ V]	A.F+C.L- A.G+ATT+D.F [dB/m]	ANT. POL [H/V]	Total [dB μ V/m]	Limit [dB μ V/m]	Margin [dB]	Measurement Type
5350	55.85	14.21	H	70.06	73.98	3.92	PK
5350	33.71	14.21	H	47.92	53.98	6.06	AV
5350	55.51	14.21	V	69.72	73.98	4.26	PK
5350	33.42	14.21	V	47.63	53.98	6.35	AV

Band :	UNII 2C
Operation Mode:	802.11ax(HE40)
Transfer MCS Index:	MCS0
Operating Frequency	5510 MHz
Channel No.	102 Ch
RU offset.	53

Frequency [MHz]	Measured Value [dBμV]	A.F+C.L- A.G+ATT+D.F [dB/m]	ANT. POL [H/V]	Total [dBμV/m]	Limit [dBμV/m]	Margin [dB]	Measurement Type
5460	54.97	7.99	H	62.96	73.98	11.02	PK
5460	34.86	7.99	H	42.85	53.98	11.13	AV
# 5470	48.56	7.94	H	56.50	68.20	11.70	PK
5460	54.55	7.99	V	62.54	73.98	11.44	PK
5460	34.58	7.99	V	42.57	53.98	11.41	AV
# 5470	48.12	7.94	V	56.06	68.20	12.14	PK

Note :# Integration method Used (KDB 789033 D02 v02r01 Section 3) d) (ii)

2.2) SU

Band :	UNII 1
Operation Mode:	802.11ax(HE40)
Transfer MCS Index:	MCS0
Operating Frequency	5190 MHz
Channel No.	38 Ch
RU offset.	None

Frequency [MHz]	Measured Value [dBμV]	A.F+C.L- A.G+ATT+D.F [dB/m]	ANT. POL [H/V]	Total [dBμV/m]	Limit [dBμV/m]	Margin [dB]	Measurement Type
# 5150	46.22	14.58	H	60.80	73.98	13.18	PK
5150	34.80	14.58	H	49.38	53.98	4.60	AV
# 5150	45.86	14.58	V	60.44	73.98	13.54	PK
5150	34.12	14.58	V	48.70	53.98	5.28	AV

Note :# Integration method Used (KDB 789033 D02 v02r01 Section 3) d) (ii)

Band :	UNII 2A
Operation Mode:	802.11ax(HE40)
Transfer MCS Index:	MCS0
Operating Frequency	5310 MHz
Channel No.	62 Ch
RU offset.	None

Frequency [MHz]	Measured Value [dBμV]	A.F+C.L- A.G+ATT+D.F [dB/m]	ANT. POL [H/V]	Total [dBμV/m]	Limit [dBμV/m]	Margin [dB]	Measurement Type
5350	52.84	14.21	H	67.05	73.98	6.93	PK
5350	36.56	14.21	H	50.77	53.98	3.21	AV
5350	52.55	14.21	V	66.76	73.98	7.22	PK
5350	36.22	14.21	V	50.43	53.98	3.55	AV

Band :	UNII 2C
Operation Mode:	802.11ax(HE40)
Transfer MCS Index:	MCS0
Operating Frequency	5510 MHz
Channel No.	102 Ch
RU offset.	None

Frequency [MHz]	Measured Value [dBμV]	A.F+C.L- A.G+ATT+D.F [dB/m]	ANT. POL [H/V]	Total [dBμV/m]	Limit [dBμV/m]	Margin [dB]	Measurement Type
5460	57.96	7.99	H	65.95	73.98	8.03	PK
5460	42.32	7.99	H	50.31	53.98	3.67	AV
# 5470	56.83	7.94	H	64.77	68.20	3.43	PK
5460	57.55	7.99	V	65.54	73.98	8.44	PK
5460	42.01	7.99	V	50.00	53.98	3.98	AV
# 5470	56.42	7.94	V	64.36	68.20	3.84	PK

Note :# Integration method Used (KDB 789033 D02 v02r01 Section 3) d) (ii)

3) 802.11ax(HE80)

3.1) 996 Tone

Band :	UNII 1
Operation Mode:	802.11ax(HE80)
Transfer MCS Index:	MCS0
Operating Frequency	5210 MHz
Channel No.	42 Ch
RU offset.	61

Frequency [MHz]	Measured Value [dBμV]	A.F+C.L- A.G+ATT+D.F [dB/m]	ANT. POL [H/V]	Total [dBμV/m]	Limit [dBμV/m]	Margin [dB]	Measurement Type
5150	45.10	14.58	H	59.68	73.98	14.30	PK
5150	30.75	14.58	H	45.33	53.98	8.65	AV
5150	44.95	14.58	V	59.53	73.98	14.45	PK
5150	30.66	14.58	V	45.24	53.98	8.74	AV

Band :	UNII 2A
Operation Mode:	802.11ax(HE80)
Transfer MCS Index:	MCS0
Operating Frequency	5290 MHz
Channel No.	58 Ch
RU offset.	61

Frequency [MHz]	Measured Value [dBμV]	A.F+C.L- A.G+ATT+D.F [dB/m]	ANT. POL [H/V]	Total [dBμV/m]	Limit [dBμV/m]	Margin [dB]	Measurement Type
5350	50.12	14.21	H	64.33	73.98	9.65	PK
5350	35.58	14.21	H	49.79	53.98	4.19	AV
5350	49.85	14.21	V	64.06	73.98	9.92	PK
5350	35.22	14.21	V	49.43	53.98	4.55	AV

Band :	UNII 2C
Operation Mode:	802.11ax(HE80)
Transfer MCS Index:	MCS0
Operating Frequency	5530 MHz
Channel No.	106 Ch
RU offset.	61

Frequency [MHz]	Measured Value [dBμV]	A.F+C.L- A.G+ATT+D.F [dB/m]	ANT. POL [H/V]	Total [dBμV/m]	Limit [dBμV/m]	Margin [dB]	Measurement Type
5460	46.89	14.98	H	61.87	73.98	12.11	PK
5460	32.95	14.98	H	47.93	53.98	6.05	AV
5470	47.67	14.95	H	62.62	68.20	5.58	PK
5460	46.59	14.98	V	61.57	73.98	12.41	PK
5460	32.77	14.98	V	47.75	53.98	6.23	AV
5470	47.22	14.95	V	62.17	68.20	6.03	PK

3.2) SU

Band :	UNII 1
Operation Mode:	802.11ax(HE80)
Transfer MCS Index:	MCS0
Operating Frequency	5210 MHz
Channel No.	42 Ch
RU offset.	None

Frequency [MHz]	Measured Value [dBμV]	A.F+C.L- A.G+ATT+D.F [dB/m]	ANT. POL [H/V]	Total [dBμV/m]	Limit [dBμV/m]	Margin [dB]	Measurement Type
5150	48.09	14.58	H	62.67	73.98	11.31	PK
5150	33.12	14.58	H	47.70	53.98	6.28	AV
5150	47.59	14.58	V	62.17	73.98	11.81	PK
5150	32.85	14.58	V	47.43	53.98	6.55	AV

Band :	UNII 2A
Operation Mode:	802.11ax(HE80)
Transfer MCS Index:	MCS0
Operating Frequency	5290 MHz
Channel No.	58 Ch
RU offset.	None

Frequency [MHz]	Measured Value [dBμV]	A.F+C.L- A.G+ATT+D.F [dB/m]	ANT. POL [H/V]	Total [dBμV/m]	Limit [dBμV/m]	Margin [dB]	Measurement Type
5350	51.20	14.21	H	65.41	73.98	8.57	PK
5350	35.72	14.21	H	49.93	53.98	4.05	AV
5350	50.85	14.21	V	65.06	73.98	8.92	PK
5350	35.41	14.21	V	49.62	53.98	4.36	AV

Band :	UNII 2C
Operation Mode:	802.11ax(HE80)
Transfer MCS Index:	MCS0
Operating Frequency	5530 MHz
Channel No.	106 Ch
RU offset.	None

Frequency [MHz]	Measured Value [dBμV]	A.F+C.L- A.G+ATT+D.F [dB/m]	ANT. POL [H/V]	Total [dBμV/m]	Limit [dBμV/m]	Margin [dB]	Measurement Type
5460	46.87	14.98	H	61.85	73.98	12.13	PK
5460	34.80	14.98	H	49.78	53.98	4.20	AV
# 5470	43.78	14.95	H	58.73	68.20	9.47	PK
5460	46.41	14.98	V	61.39	73.98	12.59	PK
5460	34.02	14.98	V	49.00	53.98	4.98	AV
# 5470	43.22	14.95	V	58.17	68.20	10.03	PK

Note :# Integration method Used (KDB 789033 D02 v02r01 Section 3) d) (ii)

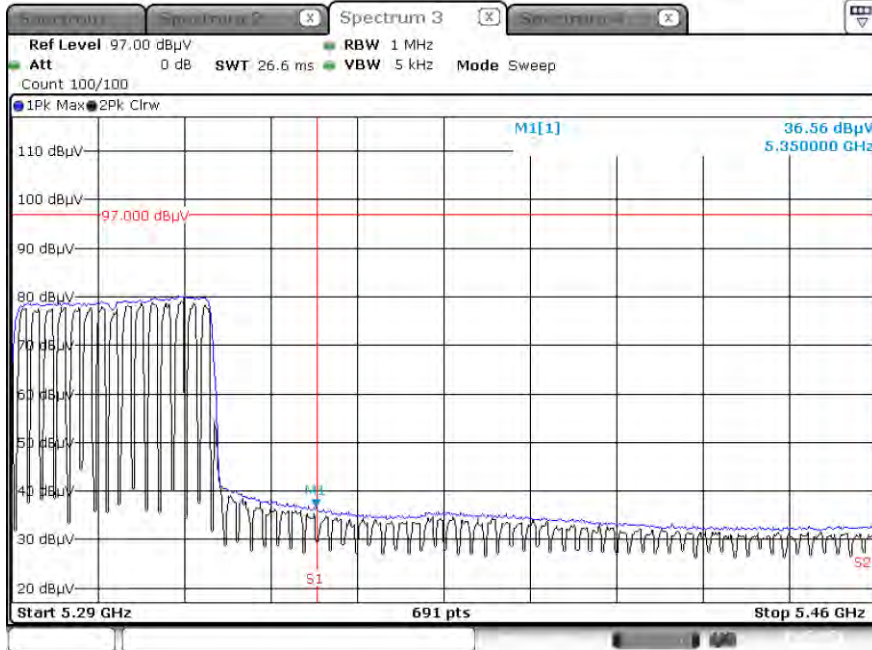
Note:

All Modes of operation were investigated and the worst case configuration results are reported.

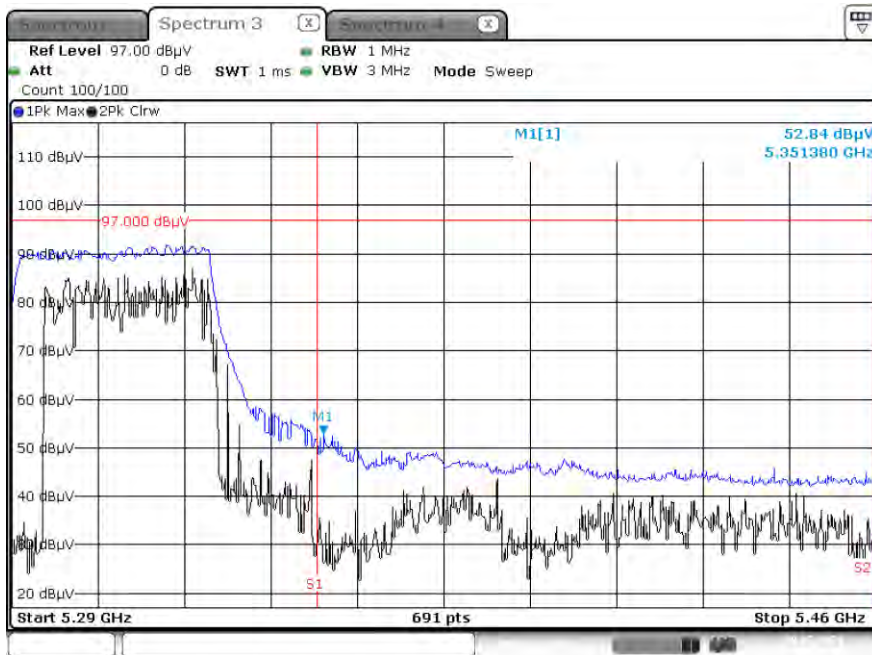
In order to simplify the report, We only have attached Bandedge result of worst case.

▣ Test Plots(UNII 1, 2A, 2C),
[MIMO]

Radiated Restricted Band Edges plot - Average result (802.11ax(HE40), Ch.62, Z-H) – SU



Radiated Restricted Band Edges plot - Peak result (802.11ax(HE40), Ch.62, Z-H) – SU



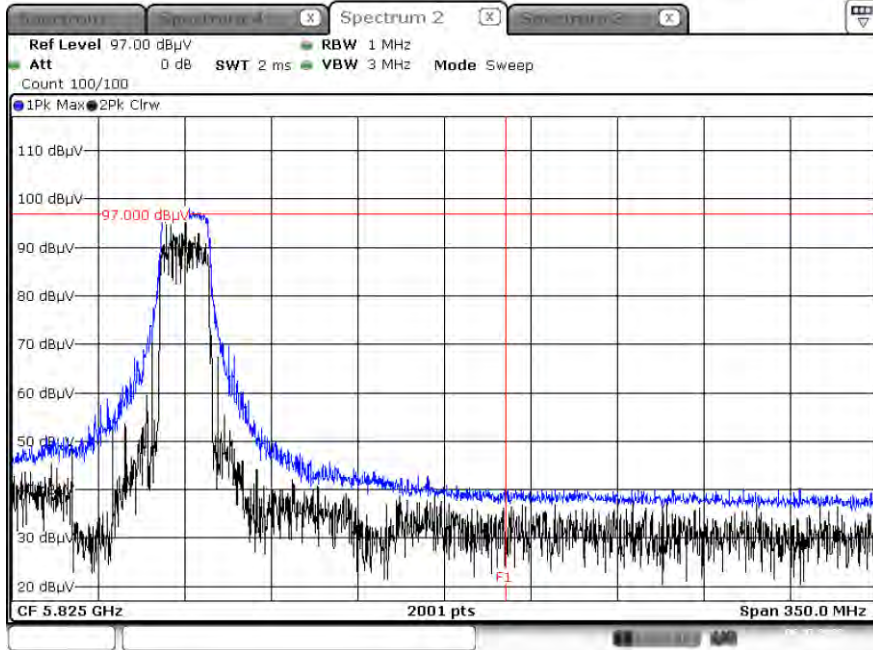
Note:

Only the worst case plots for Radiated Restricted Band Edge.

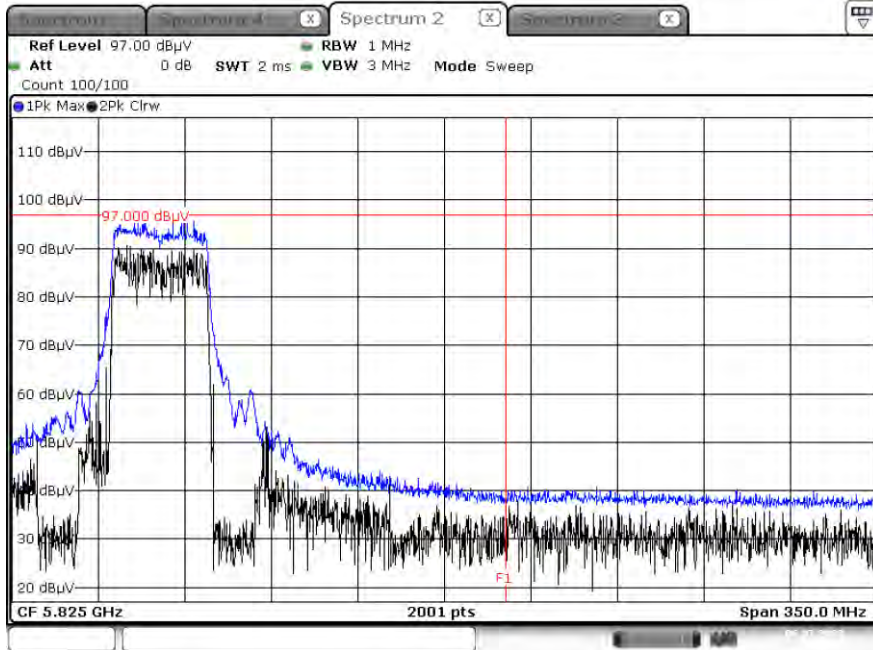
▣ Test Plots(Straddle Channel)

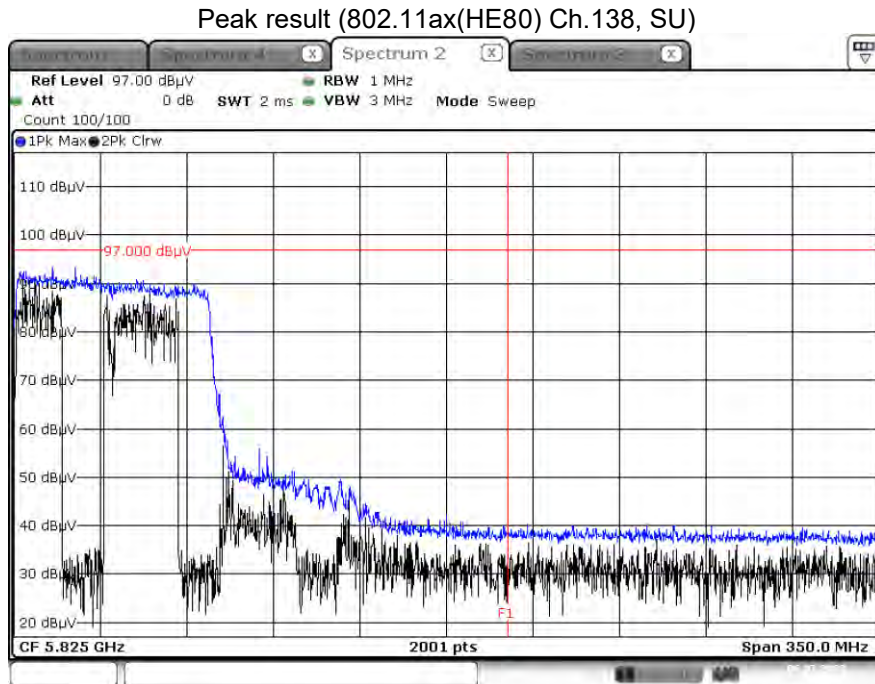
[MIMO]

Peak result (802.11ax(HE20) Ch.144, SU)



Peak result (802.11ax(HE40) Ch.142, SU)





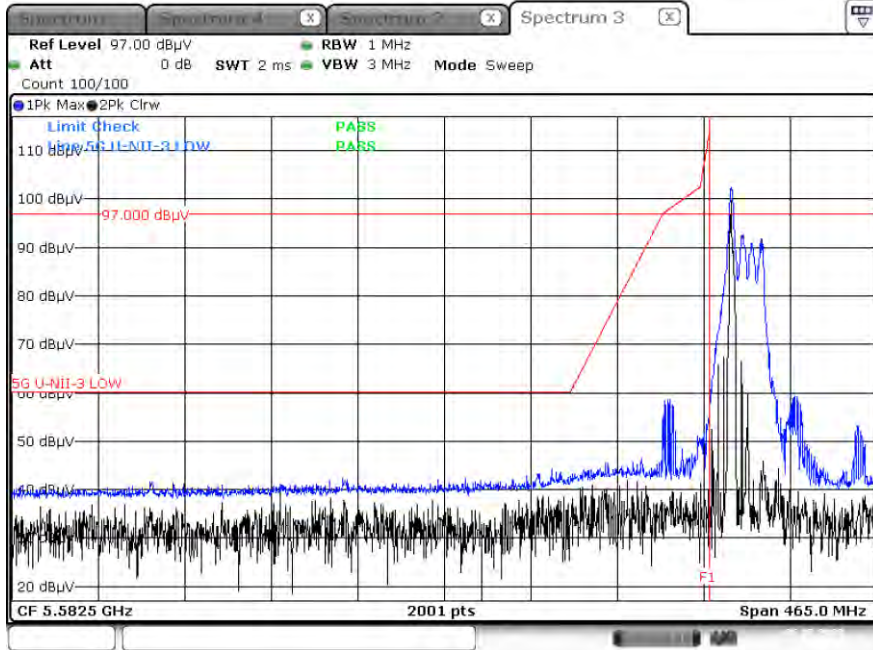
Note :

1. Only the worst case plots for Radiated Restricted Band Edge.
2. Red line : 5850 MHz
3. Ambient Noise (Because of ambient noise, We attached only the worst plot without a data table)

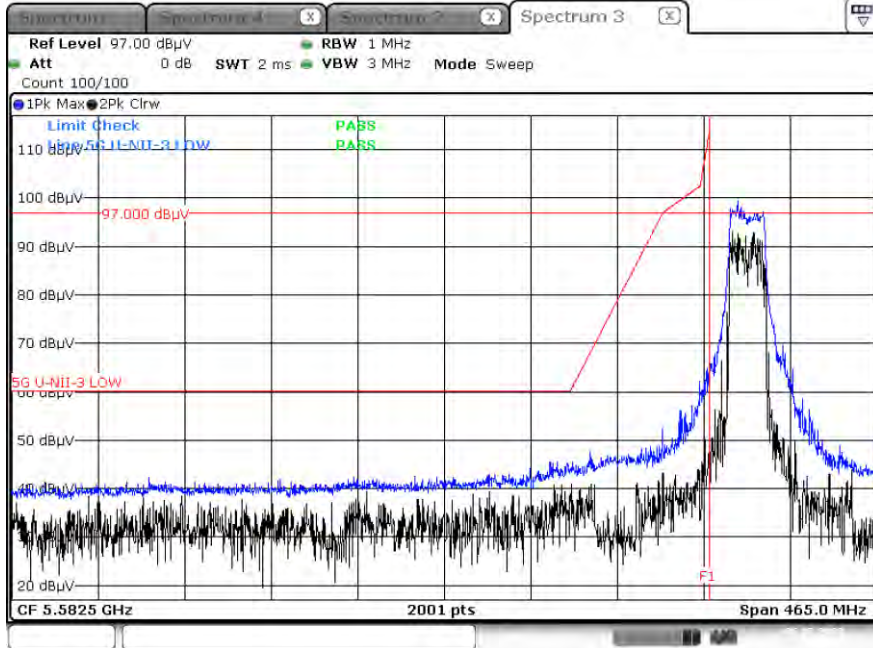
▣ Test Plots(UNII 3)_Low Edge

[MIMO]

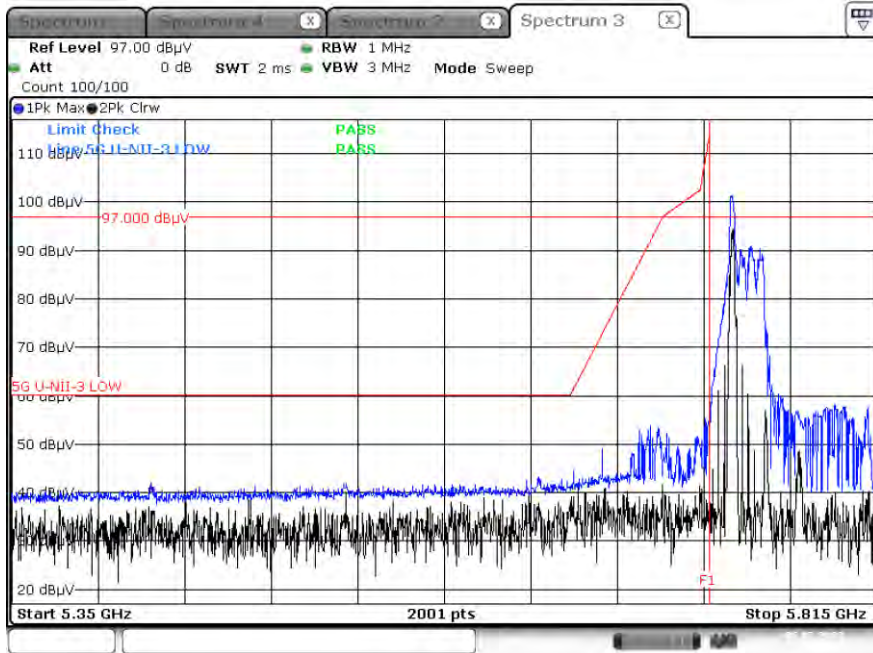
Peak result (802.11ax(HE20) Ch.149, 26T RU 0)



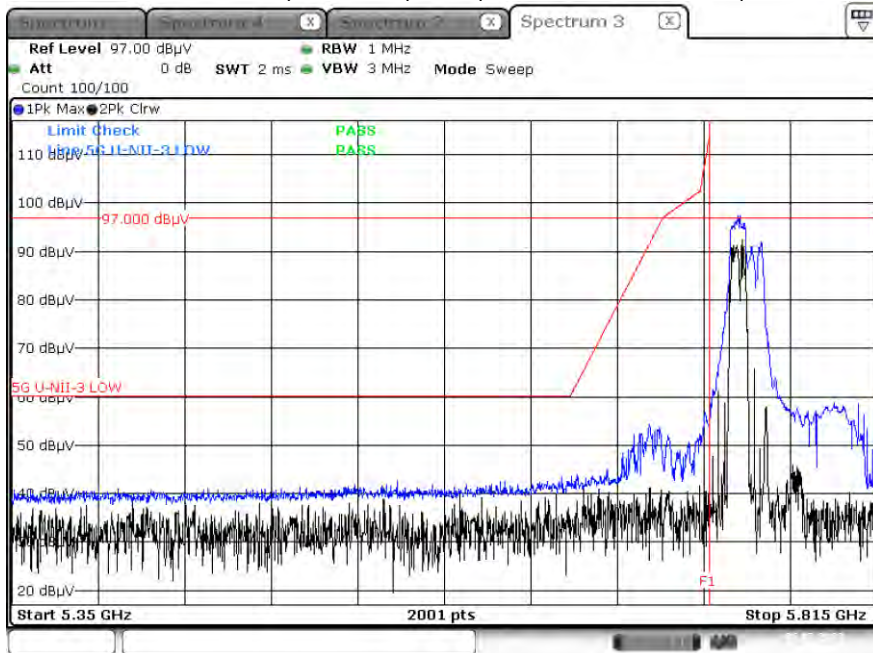
Peak result (802.11ax(HE20) Ch.149, SU)



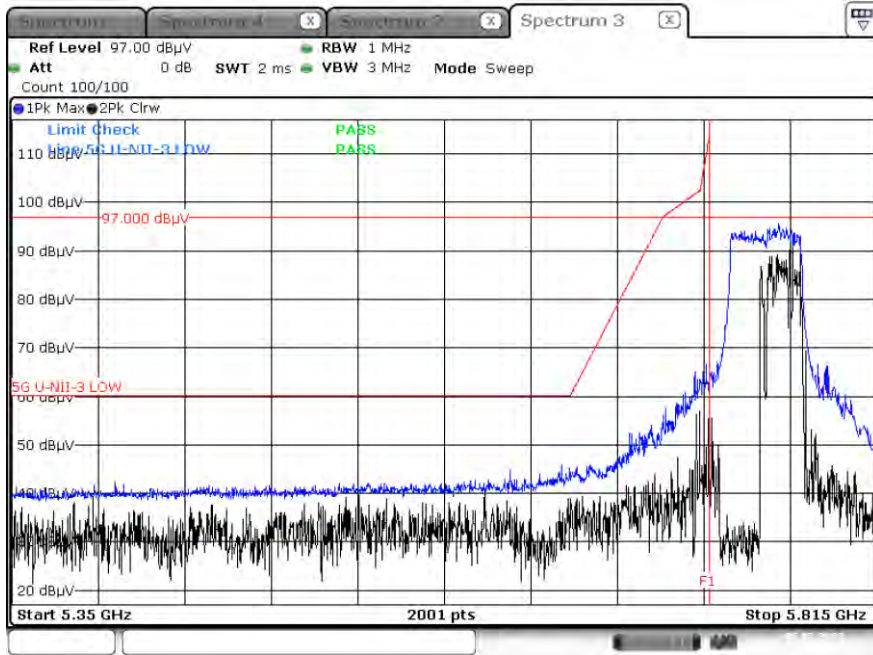
Peak result (802.11ax(HE40) Ch.151, 26T RU 0)



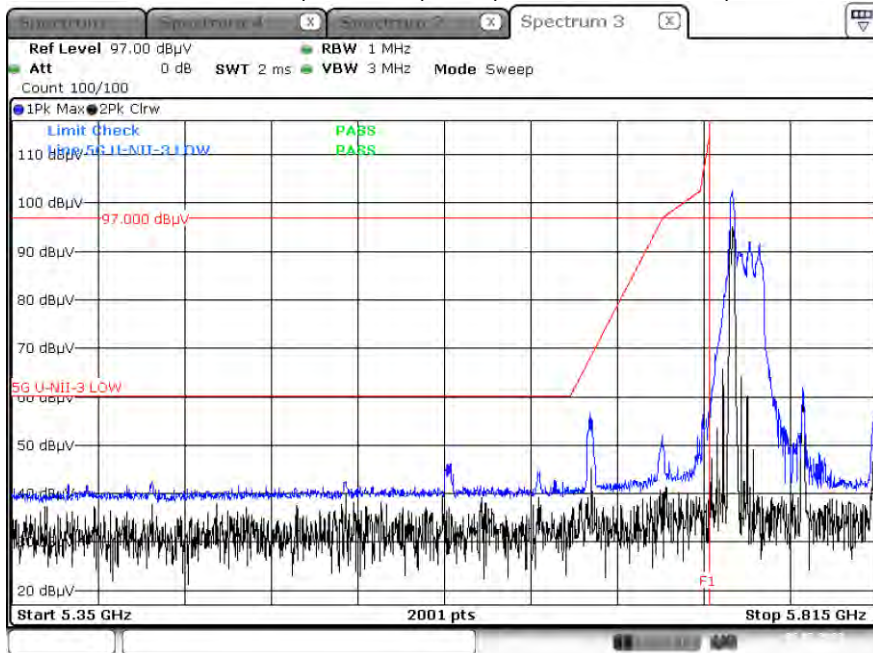
Peak result (802.11ax(HE40) Ch.151, 106T RU 53)



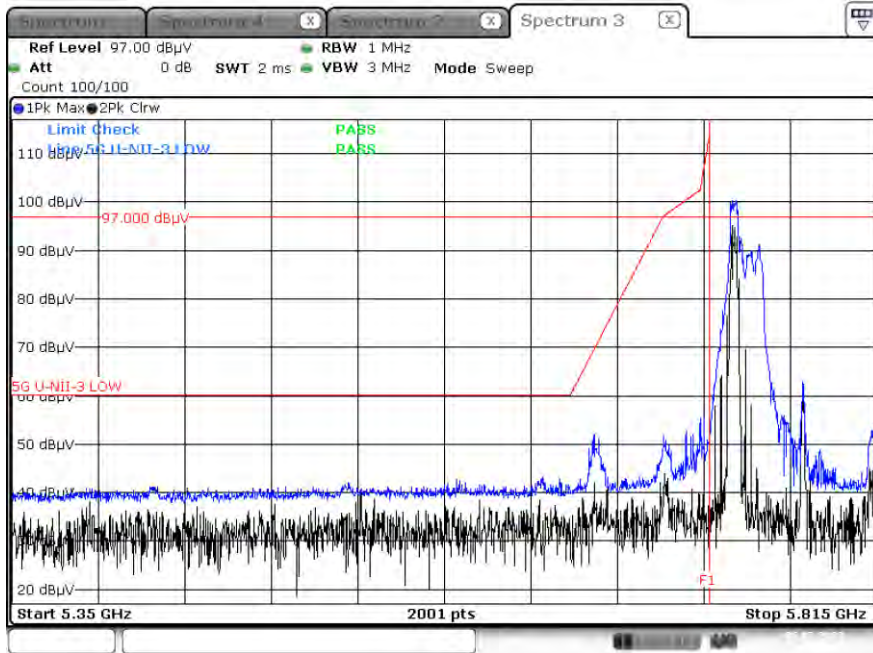
Peak result (802.11ax(HE40) Ch.151, SU)



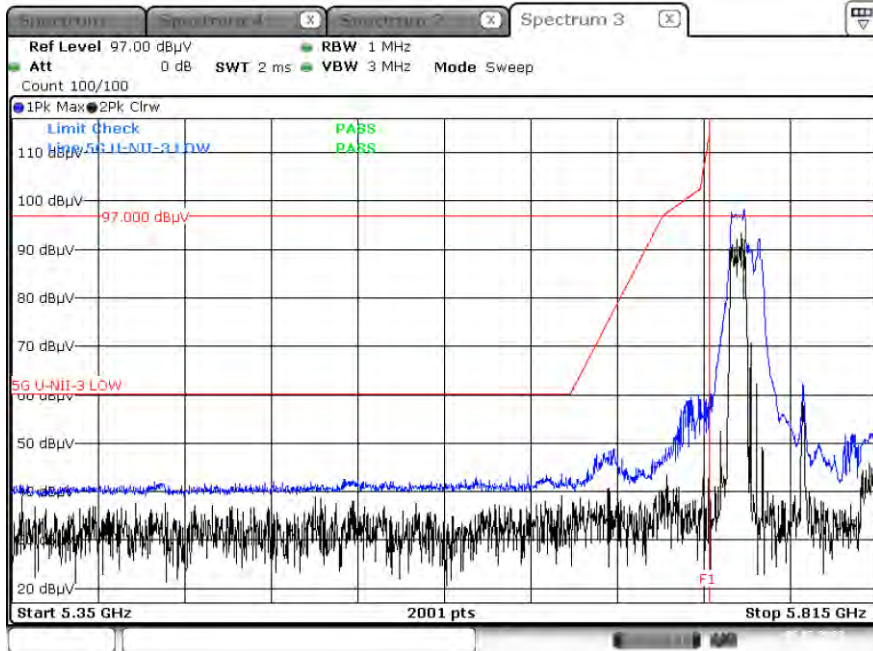
Peak result (802.11ax(HE80) Ch.155, 26T RU 0)



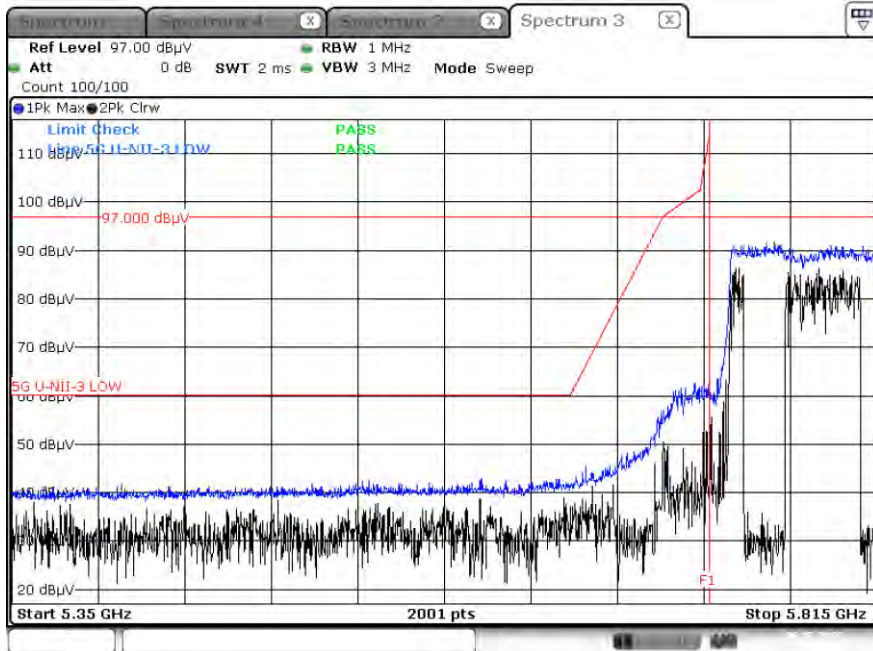
Peak result (802.11ax(HE80) Ch.155, 52T RU 37)



Peak result (802.11ax(HE80) Ch.155, 106T RU 53)



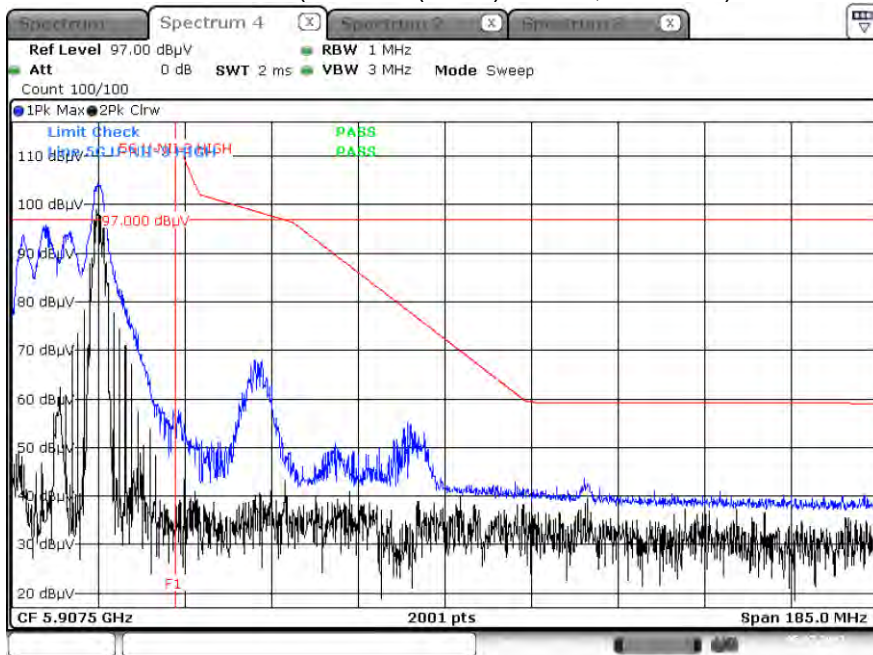
Peak result (802.11ax(HE80) Ch.155, SU)



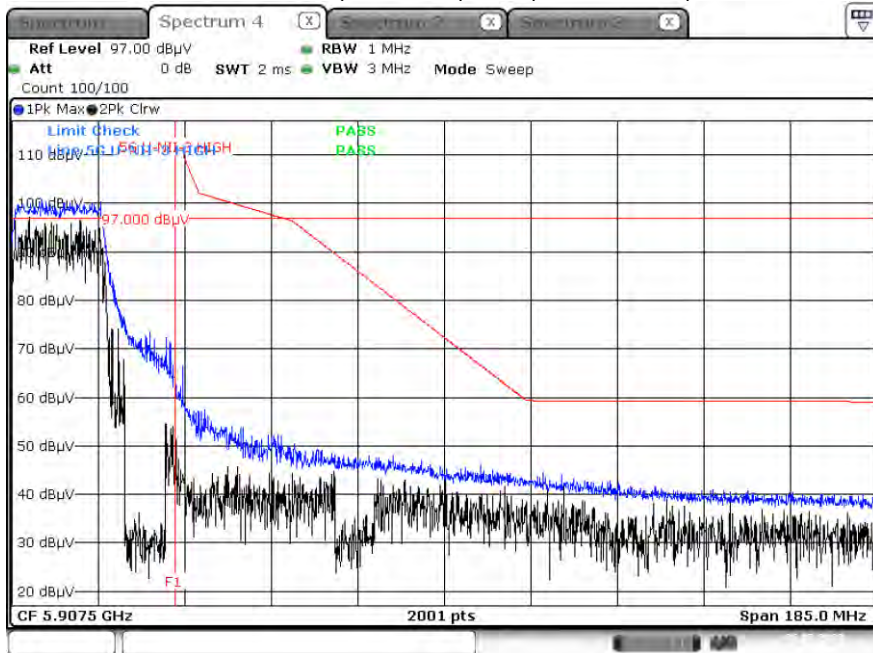
▣ Test Plots(UNII 3)_High Edge

[MIMO]

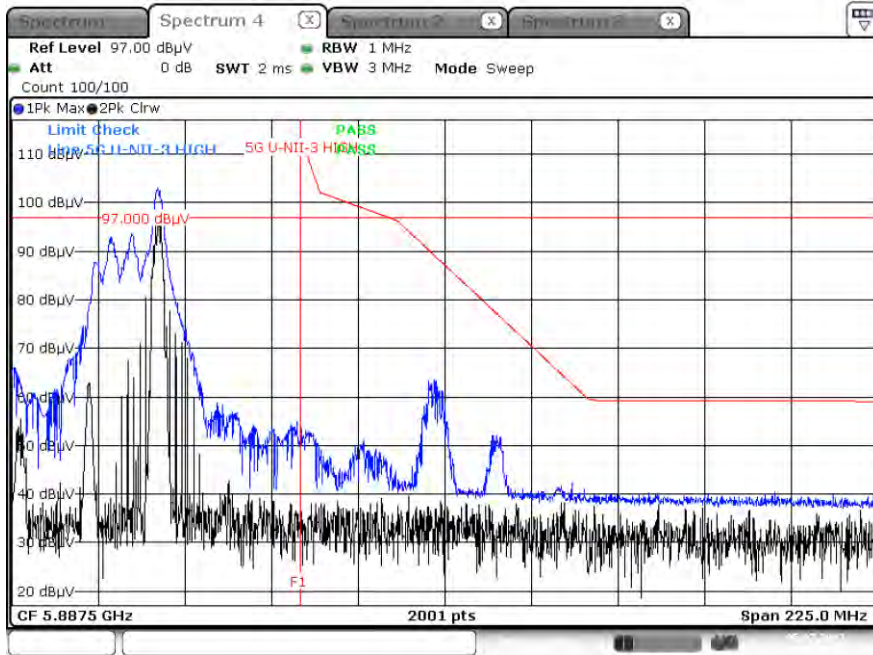
Peak result (802.11ax(HE20) Ch.165, 26T RU 8)



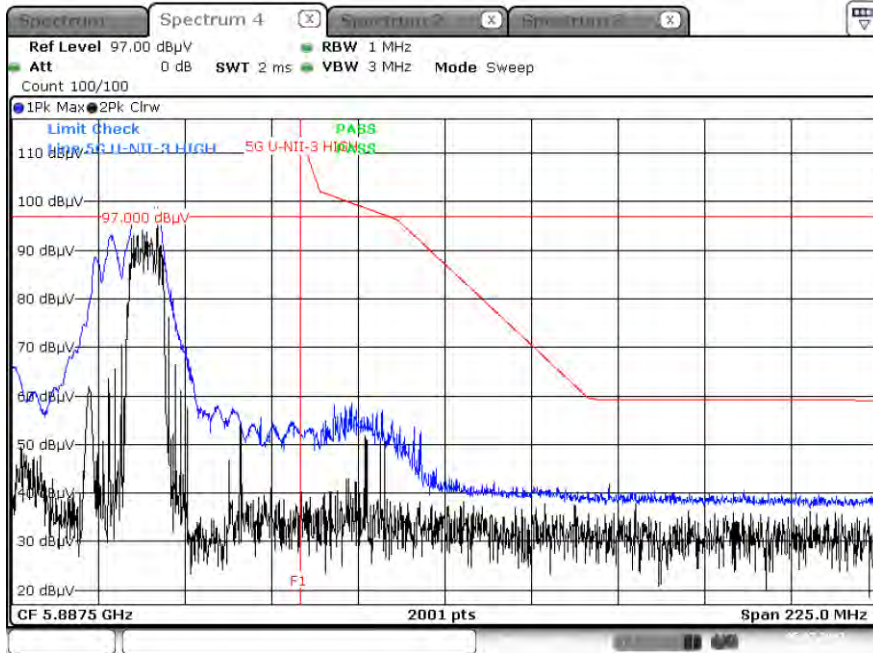
Peak result (802.11ax(HE20) Ch.165, SU)



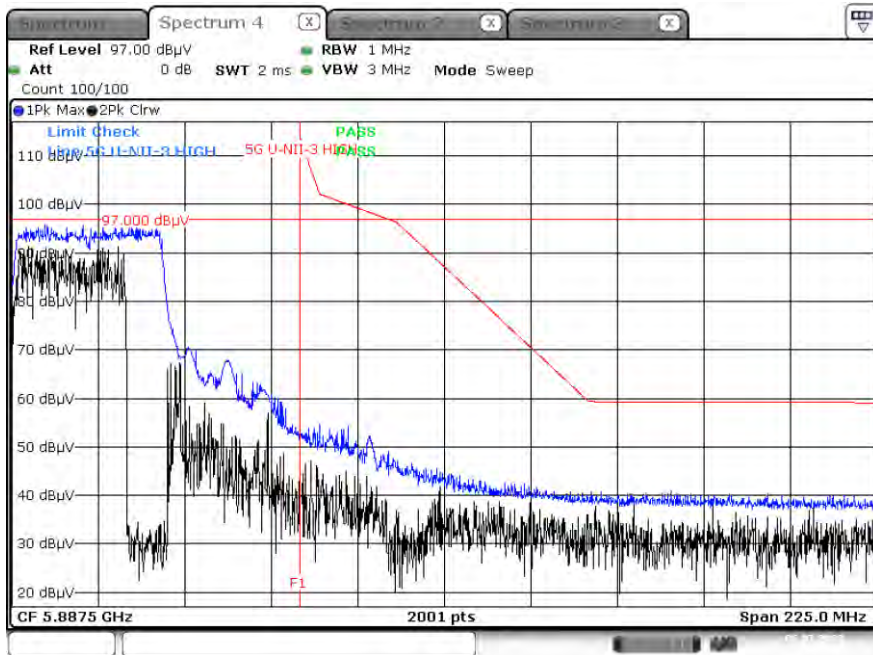
Peak result (802.11ax(HE40) Ch.159, 26T RU 17)



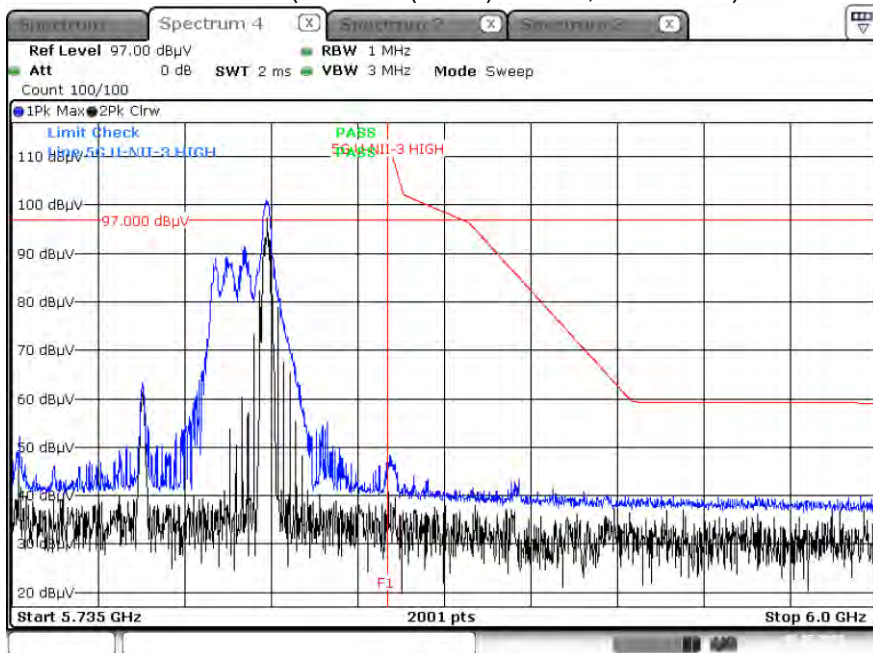
Peak result (802.11ax(HE40) Ch.159, 106T RU 56)



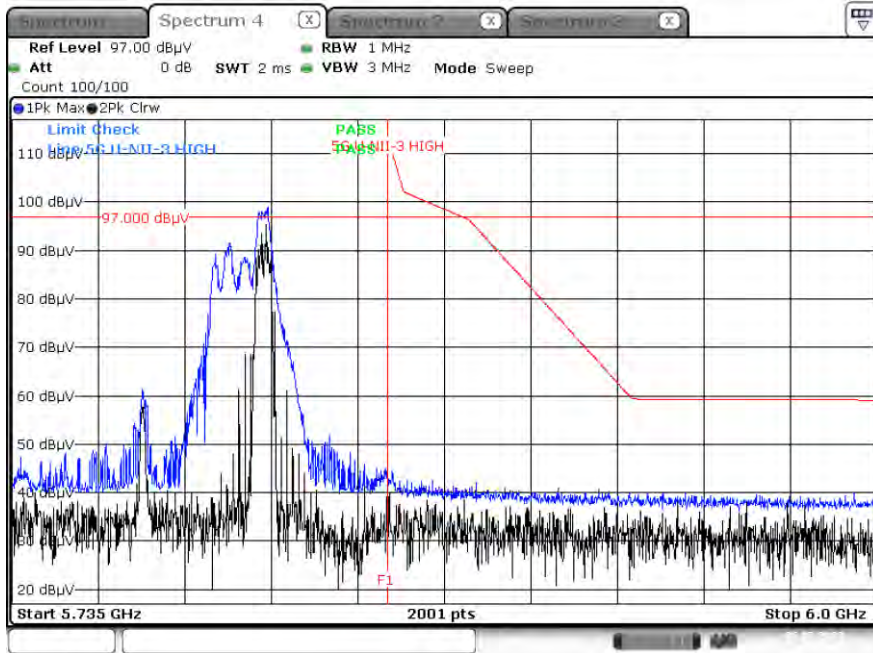
Peak result (802.11ax(HE40) Ch.159, SU)



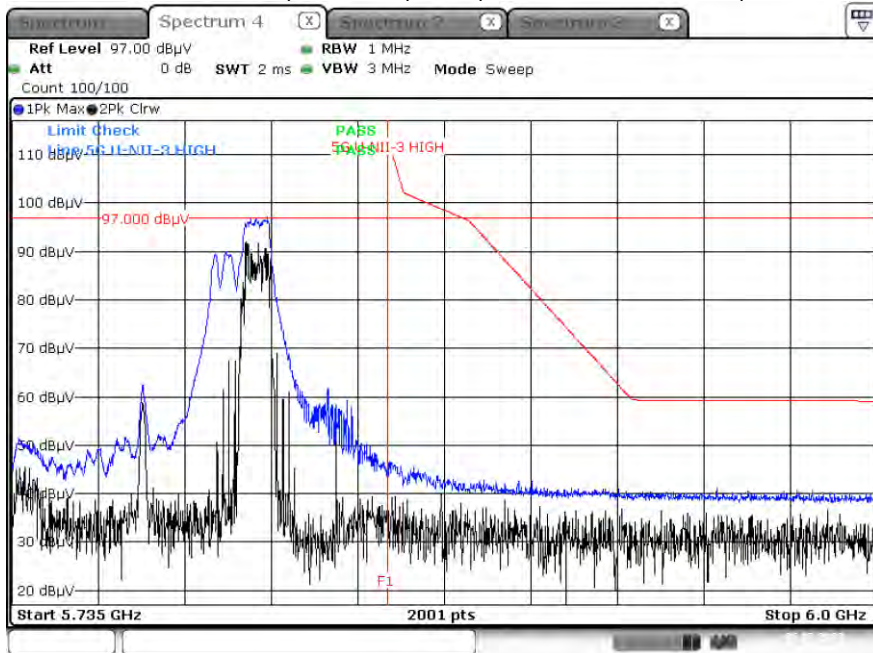
Peak result (802.11ax(HE80) Ch.155, 26T RU 36)

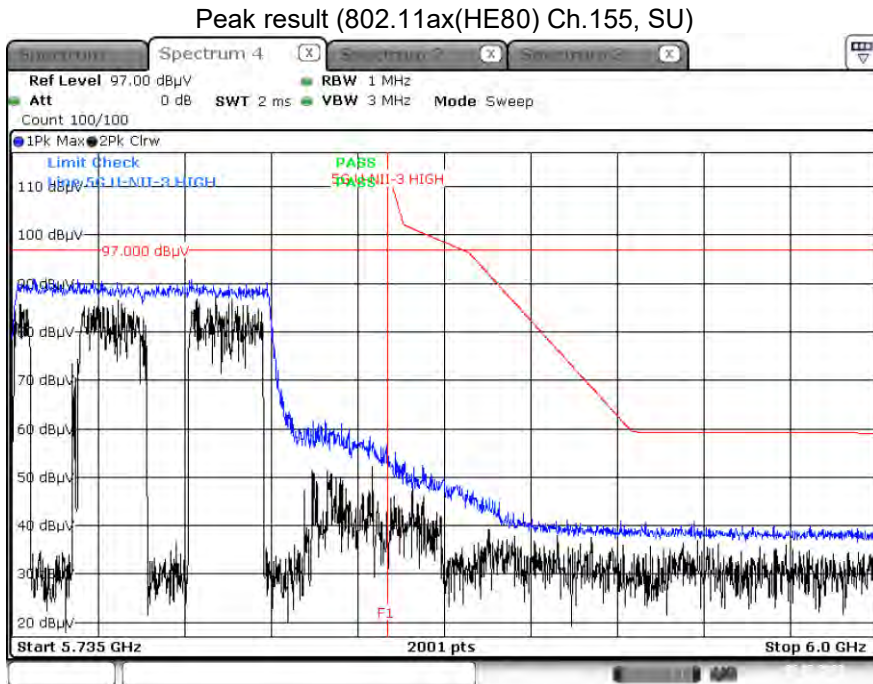


Peak result (802.11ax(HE80) Ch.155, 52T RU 52)



Peak result (802.11ax(HE80) Ch.155, 106T RU 60)





Note :

1. Only the worst case plots for U-NII-3 Out of Band e.i.r.p Emission.
2. U-NII-3 Low & High Band Edge Red Line is Final Test Limit about factor value compensation.

11. LIST OF TESTEQUIPMENT

Conducted Test

Equipment	Model	Manufacturer	Serial No.	Due to Calibration	Calibration Interval
LISN	ENV216	Rohde & Schwarz	102245	08/22/2023	Annual
EMI Test Receiver	ESR	Rohde & Schwarz	101910	05/26/2024	Annual
Temperature Chamber	SU-642	ESPEC	0093008124	02/22/2024	Annual
Signal Analyzer	N9030A	Agilent	MY49432108	03/02/2024	Annual
Power Measurement Set	OSP 120	Rohde & Schwarz	101231	06/09/2024	Annual
Power Meter	N1911A	Agilent	MY45100523	03/06/2024	Annual
Power Sensor	N1921A	Agilent	MY57820067	03/06/2024	Annual
Directional Coupler	87300B	Agilent	3116A03621	11/02/2023	Annual
Power Splitter	11667B	Hewlett Packard	10545	02/06/2024	Annual
DC Power Supply	E3632A	Agilent	KR75303243	04/24/2024	Annual
Attenuator(10 dB)(DC-26.5 GHz)	8493C	HP	07560	06/12/2024	Annual
Attenuator(10 dB)(DC-26.5 GHz)	8493C	HP	08285	06/02/2024	Annual
Attenuator(20 dB)	18N-20dB	Rohde & Schwarz	8	03/08/2024	Annual
Software	EMC32	Rohde & Schwarz	N/A	N/A	N/A
FCC WLAN&BT&BLE Conducted Test Software v3.0	N/A	HCT CO., LTD.	N/A	N/A	N/A

Note:

1. Equipment listed above that calibrated during the testing period was set for test after the calibration.
2. Equipment listed above that has a calibration due date during the testing period, the testing is completed before equipment expiration date.

Radiated Test

Equipment	Model	Manufacturer	Serial No.	Due to Calibration	Calibration Interval
Controller(Antenna mast)	CO3000	Innco system	CO3000-4p	N/A	N/A
Antenna Position Tower	MA4640/800-XP-EP	Innco system	N/A	N/A	N/A
EM1000 / Controller	EM1000	Audix	060520	N/A	N/A
Turn Table	N/A	Audix	N/A	N/A	N/A
Amp & Filter Bank Switch Controller	FBSM-01B	T&M system	TM19050002	N/A	N/A
Loop Antenna	1513	Schwarzbeck	1513-333	03/17/2024	Biennial
Hybrid Antenna	VULB 9168	Schwarzbeck	9168-0895	08/16/2024	Biennial
Horn Antenna	BBHA 9120D	Schwarzbeck	9120D-1300	01/18/2024	Biennial
Horn Antenna	BBHA 9120D	Schwarzbeck	9120D-2296	05/18/2024	Biennial
Horn Antenna(15 GHz ~ 40 GHz)	BBHA9170	Schwarzbeck	BBHA9170342	09/29/2024	Biennial
Spectrum Analyzer	FSV(10 Hz ~ 40 GHz)	Rohde & Schwarz	101055	05/12/2024	Annual
Band Reject Filter	WRCJV2400/2483.5-2370/2520-60/12SS	Wainwright Instruments	2	01/05/2024	Annual
Band Reject Filter	WRCJV12-4900-5100-5900-6100-50SS	Wainwright Instruments	5	06/12/2024	Annual
Band Reject Filter	WRCJV12-4900-5100-5900-6100-50SS	Wainwright Instruments	6	06/12/2024	Annual
High Pass Filter(7 GHz ~ 18 GHz)	WHKX10-7150-8000-18000-50SS	Wainwright Instruments	1	03/02/2024	Annual
Power Amplifier	CBL18265035	CERNEX	22966	12/01/2023	Annual
Power Amplifier	CBL26405040	CERNEX	25956	03/02/2024	Annual
Bluetooth Tester	TC-3000C	TESCOM	3000C000175	03/28/2024	Annual
RF Switching System	FMSR-05B (HPF(3~18GHz) + LNA1(1~18GHz))	T&M system	S1L1	01/17/2024	Annual
RF Switching System	FMSR -05B (ATT(10dB) + LNA1(1~18GHz))	T&M system	S1L2	01/17/2024	Annual
RF Switching System	FMSR -05B (ATT(3dB) + LNA1(1~18GHz))	T&M system	S1L3	01/17/2024	Annual
RF Switching System	FMSR -05B (LNA1(1~18GHz))	T&M system	S1L4	01/17/2024	Annual
RF Switching System	FMSR -05B (HPF(7~18GHz) + LNA2(6~18GHz))	T&M system	S1L5	01/17/2024	Annual
RF Switching System	FMSR -05B (Thru(30MHz ~ 18GHz))	T&M system	S1L6	01/17/2024	Annual

Note:

1. Equipment listed above that calibrated during the testing period was set for test after the calibration.
2. Equipment listed above that has a calibration due date during the testing period, the testing is completed before equipment expiration date.
3. Especially, all antenna for measurement is calibrated in accordance with the requirements of C63.5(Version : 2017).

12. ANNEX A_ TEST SETUP PHOTO

Please refer to test setup photo file no. as follows;

No.	Description
1	HCT-RF-2307-FC029-P