




11. SETUP PHOTOS



ANTENNA PORT CONDUCTED RF MEASUREMENT SETUP





RADIATED RF MEASUREMENT SETUP (BELOW 1 GHz, X)





RADIATED RF MEASUREMENT SETUP (BELOW 1 GHz, Y)





RADIATED RF MEASUREMENT SETUP (BELOW 1 GHz, Z)





RADIATED RF MEASUREMENT SETUP (BELOW 1 GHz, with keyboard)





RADIATED RF MEASUREMENT SETUP (ABOVE 1 GHz, X)





RADIATED RF MEASUREMENT SETUP (ABOVE 1 GHz, Y)





RADIATED RF MEASUREMENT SETUP (ABOVE 1 GHz, Z)




RADIATED RF MEASUREMENT SETUP (ABOVE 1 GHz, with keyboard)



RADIATED RF MEASUREMENT SETUP FOR PORTABLE CONFIGURATION




Z-AXIS FRONT PHOTO



WITH KEYBOARD



ENVIRONMENTAL CHAMBER PHOTO



END OF REPORT