




13. SETUP PHOTOS



ANTENNA PORT CONDUCTED RF MEASUREMENT SETUP





RADIATED RF MEASUREMENT SETUP (BELOW 1 GHz X)





RADIATED RF MEASUREMENT SETUP (BELOW 1 GHz_Z)





RADIATED RF MEASUREMENT SETUP (BELOW 1 GHz EQUIPPED WITH KEYBOARD)





RADIATED RF MEASUREMENT SETUP (ABOVE 1 GHz X)




RADIATED RF MEASUREMENT SETUP (ABOVE 1 GHz_Z)



RADIATED RF MEASUREMENT SETUP FOR PORTABLE CONFIGURATION





Z-AXIS FRONT PHOTO





EQUIPPED WITH KEYBOARD PHOTO



POWERLINE CONDUCTED EMISSIONS MEASUREMENT SETUP



POWERLINE CONDUCTED EMISSIONS MEASUREMENT SETUP(EQUIPPED WITH KEYBOARD)



END OF REPORT