



DUT and SAR Set-up Photos


Overall Dimensions



Front View of the DUT




Rear View of the DUT



Setup Photos

Tablet Vertical and Horizontal Reference Lines


Vertical
Center Line




Horizontal
Line

Standalone Exposure Conditions


Rear (15mm)




Rear (14mm)




Rear (5mm)



Rear (4mm)



Rear (0mm)



Edge 1(15mm)




Edge 1(0mm)



Edge 2(0mm)



Edge 4(0mm)



Antenna Dimensions & Separation Distances

- ❶ Main Ant.1 (TX & RX)
- WCDMA Band V
- LTE Band 5, 7, 12, 13, 14, 17, 26, 30, 38, 41, 71
- ❷ Main Ant.2 (TX & RX)
-WCDMA Band II, IV
-LTE Band 2, 4, 25, 66
- ❸ Wi-Fi/BT Ant.1 (TX & RX)
- ❹ Wi-Fi Ant.2 (TX & RX)
- ❺ Main Ant.3 (RX)
-LTE Band 7 (for MIMO)
- ❻ Sub Ant.1 (RX)
-WCDMA Band V
-LTE Band 5, 7, 12, 13, 14, 17, 26, 30, 38, 41, 71
- ❼ Sub Ant.2 (RX)
-WCDMA Band II, IV
-LTE Band 2, 4, 25, 66
-LTE Band 7 (for MIMO)

