




8. SETUP PHOTOS




RADIATED EMISSIONS MEASUREMENT SETUP
(without Keyboard DP_VGA Cam_Audio Play_Memory mode)




RADIATED FRONT PHOTO (BELOW 1 GHz)




RADIATED BACK PHOTO (BELOW 1 GHz)




RADIATED FRONT PHOTO (ABOVE 1 GHz)



RADIATED BACK PHOTO (ABOVE 1 GHz)




RADIATED FRONT PHOTO (ABOVE 18 GHz)




RADIATED BACK PHOTO (ABOVE 18 GHz)

RADIATED EMISSIONS MEASUREMENT SETUP
(with Keyboard_LAN_MEGA Cam_Audio Play_Memory mode)




RADIATED FRONT PHOTO (BELOW 1 GHz)



RADIATED BACK PHOTO (BELOW 1 GHz)




RADIATED FRONT PHOTO (ABOVE 1 GHz)



RADIATED BACK PHOTO (ABOVE 1 GHz)




RADIATED FRONT PHOTO (ABOVE 18 GHz)




RADIATED BACK PHOTO (ABOVE 18 GHz)


**RADIATED EMISSIONS MEASUREMENT SETUP
(without Keyboard_LAN_MEGA Cam_Audio Play_Memory mode)**




RADIATED FRONT PHOTO (BELOW 1 GHz)




RADIATED BACK PHOTO (BELOW 1 GHz)




RADIATED FRONT PHOTO (ABOVE 1 GHz)



RADIATED BACK PHOTO (ABOVE 1 GHz)



RADIATED FRONT PHOTO (ABOVE 18 GHz)




RADIATED BACK PHOTO (ABOVE 18 GHz)


RADIATED EMISSIONS MEASUREMENT SETUP
(with Keyboard_ExUSB_MEGA Cam_Audio Play_Memory mode)




RADIATED FRONT PHOTO (BELOW 1 GHz)




RADIATED BACK PHOTO (BELOW 1 GHz)




RADIATED FRONT PHOTO (ABOVE 1 GHz)



RADIATED BACK PHOTO (ABOVE 1 GHz)



RADIATED FRONT PHOTO (ABOVE 18 GHz)




RADIATED BACK PHOTO (ABOVE 18 GHz)

RADIATED EMISSIONS MEASUREMENT SETUP
(without Keyboard_ExUSB_MEGA Cam_Audio Play_Memory mode)




RADIATED FRONT PHOTO (BELOW 1 GHz)




RADIATED BACK PHOTO (BELOW 1 GHz)




RADIATED FRONT PHOTO (ABOVE 1 GHz)



RADIATED BACK PHOTO (ABOVE 1 GHz)



RADIATED FRONT PHOTO (ABOVE 18 GHz)




RADIATED BACK PHOTO (ABOVE 18 GHz)

**POWERLINE CONDUCTED EMISSIONS MEASUREMENT SETUP
(with Keyboard DP_VGA Cam_Audio Play_Memory Mode)**



POWERLINE CONDUCTED FRONT PHOTO




POWERLINE CONDUCTED BACK PHOTO

**POWERLINE CONDUCTED EMISSIONS MEASUREMENT SETUP
(without Keyboard DP_VGA Cam_Audio Play_Memory Mode)**




POWERLINE CONDUCTED FRONT PHOTO




POWERLINE CONDUCTED BACK PHOTO

**POWERLINE CONDUCTED EMISSIONS MEASUREMENT SETUP
(with Keyboard _ LAN_MEGA Cam_Audio Play_Memory Mode)**



POWERLINE CONDUCTED FRONT PHOTO




POWERLINE CONDUCTED BACK PHOTO

**POWERLINE CONDUCTED EMISSIONS MEASUREMENT SETUP
(without Keyboard _ LAN_MEGA Cam_Audio Play_Memory Mode)**




POWERLINE CONDUCTED FRONT PHOTO




POWERLINE CONDUCTED BACK PHOTO

**POWERLINE CONDUCTED EMISSIONS MEASUREMENT SETUP
(with Keyboard _ ExUSB _ MEGA Cam _ Audio Play _ Memory Mode)**



POWERLINE CONDUCTED FRONT PHOTO




POWERLINE CONDUCTED BACK PHOTO

**POWERLINE CONDUCTED EMISSIONS MEASUREMENT SETUP
(without Keyboard _ ExUSB _ MEGA Cam _ Audio Play _ Memory Mode)**



POWERLINE CONDUCTED FRONT PHOTO



POWERLINE CONDUCTED BACK PHOTO

END OF REPORT