




14. SETUP PHOTOS



ANTENNA PORT CONDUCTED RF MEASUREMENT SETUP





RADIATED RF MEASUREMENT SETUP (BELOW 1 GHz)




RADIATED RF MEASUREMENT SETUP (ABOVE 1 GHz)



RADIATED RF MEASUREMENT SETUP FOR PORTABLE CONFIGURATION





Z-AXIS FRONT PHOTO





Equipped with keyboard




POWERLINE CONDUCTED EMISSIONS MEASUREMENT SETUP



POWERLINE CONDUCTED EMISSIONS MEASUREMENT SETUP equipped with keyboard



DYNAMIC FREQUENCY SELECTION MEASUREMENT SETUP



END OF REPORT