


## DUT and SAR Set-up Photos

### Overall Dimensions



Front View of the DUT




Rear View of the DUT



## Setup Photos


Handset Vertical and Horizontal Reference Lines

Vertical  
Center Line




## Body Exposure Conditions


Rear (0.0mm)




Rear (5.0mm)



Rear (16.0mm)




Edge 1 (0.0mm)



Edge 1 (19.0mm)



Edge 4 (0.0mm)



## Antenna Dimensions & Separation Distances

- ① Wi-Fi / BT Ant (TX & RX)
- ② Wi-Fi Ant (TX & RX)
- ③ Main Ant (TX & RX)
  - WCDMA Band V, II
  - LTE Band 5
- ④ Diversity Ant (RX)
  - WCDMA Band V, II
  - LTE Band 5

