





# APPENDIX F: SAR TEST SETUP PHOTOGRAPHS



FCC ID: A3LSMV101F	 <b>PCTEST</b> ENGINEERING LABORATORY, INC.	SAR EVALUATION REPORT	 <b>Reviewed by:</b> Quality Manager
<b>Test Dates:</b> 02/10/14 - 03/05/14	<b>DUT Type:</b> Portable Wireless Router		APPENDIX F: Page 1 of 4



**SAR Test Setup Photo 1 - Back Side at 10 mm**



**SAR Test Setup Photo 2 - Front Side at 10 mm**



FCC ID: A3LSMV101F	 <b>PCTEST</b> <small>ENGINEERING LABORATORY, INC.</small>	<b>SAR EVALUATION REPORT</b>	 <b>Reviewed by:</b> Quality Manager
<b>Test Dates:</b> 02/10/14 - 03/05/14	<b>DUT Type:</b> Portable Wireless Router	<b>APPENDIX F:</b> Page 2 of 4	




**SAR Test Setup Photo 3 - Top Edge at 10 mm**



**SAR Test Setup Photo 4 - Bottom Edge at 10 mm**



<b>FCC ID:</b> A3LSMV101F	 <b>PCTEST</b> <small>ENGINEERING LABORATORY, INC.</small>	<b>SAR EVALUATION REPORT</b>	 <b>Reviewed by:</b> Quality Manager
<b>Test Dates:</b> 02/10/14 - 03/05/14	<b>DUT Type:</b> Portable Wireless Router	<b>APPENDIX F:</b> Page 3 of 4	



**SAR Test Setup Photo 5 - Right Edge at 10 mm**



**SAR Test Setup Photo 6 - Left Edge at 10 mm**

FCC ID: A3LSMV101F	 <b>PCTEST</b> <small>ENGINEERING LABORATORY, INC.</small>	<b>SAR EVALUATION REPORT</b>	 <b>Reviewed by:</b> Quality Manager
<b>Test Dates:</b> 02/10/14 - 03/05/14	<b>DUT Type:</b> Portable Wireless Router	<b>APPENDIX F:</b> Page 4 of 4	