



ET-AP02PDSS

Dipole Antenna



Contents

1. Introduction
2. 2.4GHz&5 GHz range Antenna structure
3. Antenna Characteristics
4. Test report



1. Introduction

This 2.4GHz&5GHz range of Dipole Antenna is Vertical Dipole type of Transceiver, and this Dipole Antenna can be used for Wireless- LAN, Wireless CATV, Wireless monitoring, Wireless A/V transceiver, MMDS, WLL, and Bluetooth application device.

This Antenna can be used both fixed or indoor circumstance.

2. Antenna Structure

NO.	Component	MODEL	Q'ty	? ?
1	Antenna element (radiation part)	ET-AP02PDSS	1	
2	Connector + Cable		1	
3	-			

3. Antenna Characteristics

3-1. Antenna characteristic of Set level

Electrical Specifications

MODEL	ET-AP02PDSS
Frequency Range (GHz)	2.4 2.4835 & 5.1~5.8Ghz
V.S.W.R	< 2.0
Polarization	Linear (Vertical)
Gain (dBi)	2 ±0.5(peak) / 3.5 ±0.5 (peak)
Beam-width	Omni Directional
Impedance ()	50
Temperature	-30 60
Relative Humidity	0 to 95% RH

3-2. Antenna characteristic of element level

Electrical Specifications

MODEL	ET-AP02PDSS
Frequency Range (GHz)	2.4 2.4835 & 5.1~5.8Ghz
V.S.W.R	< 2.5
Polarization	Linear (Vertical)
Gain (dBi)	2 ±0.5(peak) / 3.5 ±0.5 (peak)



Beam-width	Omni Directional
Impedance ()	50
Temperature	-30 60
Relative Humidity	0 to 95% RH

Mechanical Specifications

Dimension (W / H / D) (mm)	50.5/1/9
Radiating Element Material	Cable + MCX
Element Housing Material	PCB
Wind-load (km/h)	for indoor
Termination	MCX (R/A)

4. Test report

4.1 Set level

	Test item	Criteria	Remarks
	Frequency Range(GHz)	2.4 2.4835 & 5.1~5.8Ghz	
	V.S.W.R	< 2.0	
	Beam-width	Omni Directional	
	Polarization	Linear(Vertical)	
	Gain	2±0.5(peak) / 3.5±0.5 (peak)	
Antenna	Impedance	50 (±5 @Center Frequency)	
	Temperature	-30 ~ 60	
	Relative Humidity	0 to 95% RH	
	Dimension (W/H/D)	50.5/ 1/9	
	Radiating Element Mat'l	Cable + MCX	cable(w):51mm Connector(w):5mm
	Termination	MCX(R/A)	



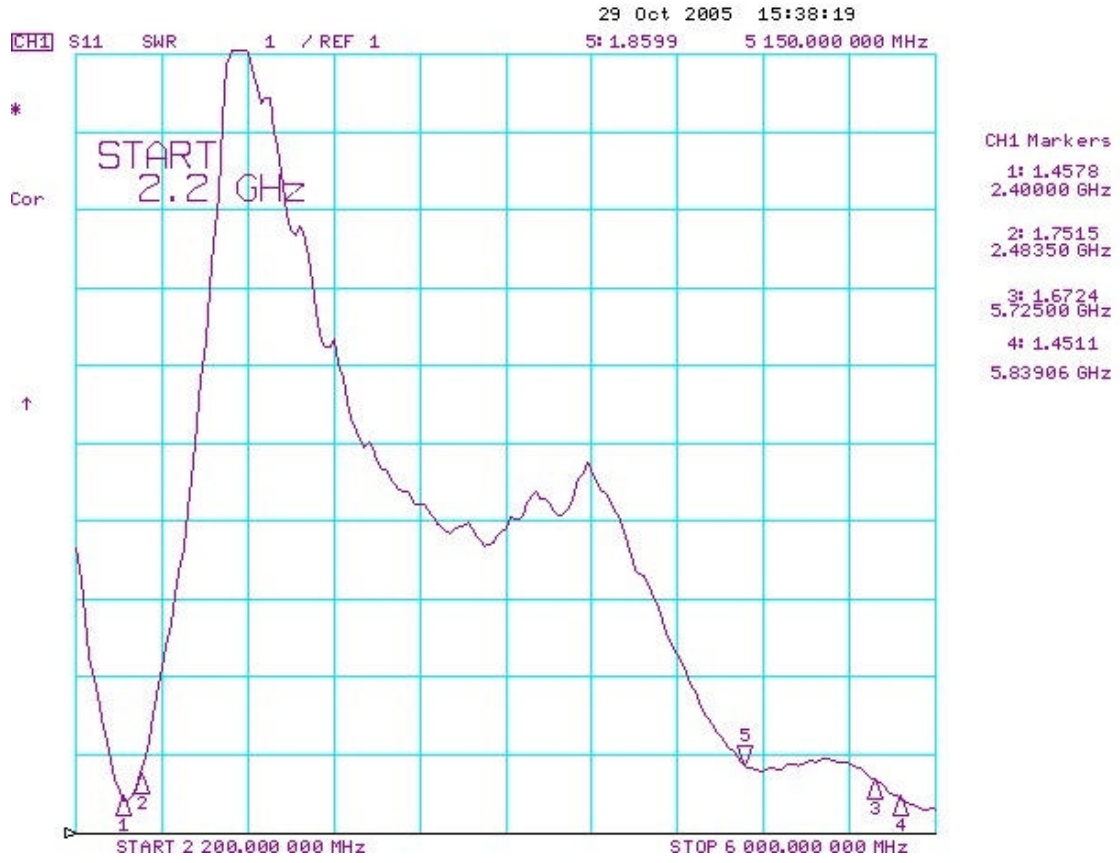
4.2 Element level

	Test item	Criteria	Remarks
	Frequency Range(GHz)	2.4 2.4835 & 5.1~5.8Ghz	
	V.S.W.R	< 2.0	
	Beam-width	Omni Directional	
	Polarization	Linear(Vertical)	
	Gain	2±0.5(peak) / 3.5±0.5 (peak)	
Antenna	Impedance	50 (±5 @Center Frequency)	
	Temperature	-30 ~ 60	
	Relative Humidity	0 to 95% RH	
	Dimension (W/H/D)	50.5/ 1/9	
	Radiating Element Mat'l	Cable + MCX	cable(w):51mm Connector(w):5mm
	Termination	MCX(R/A)	

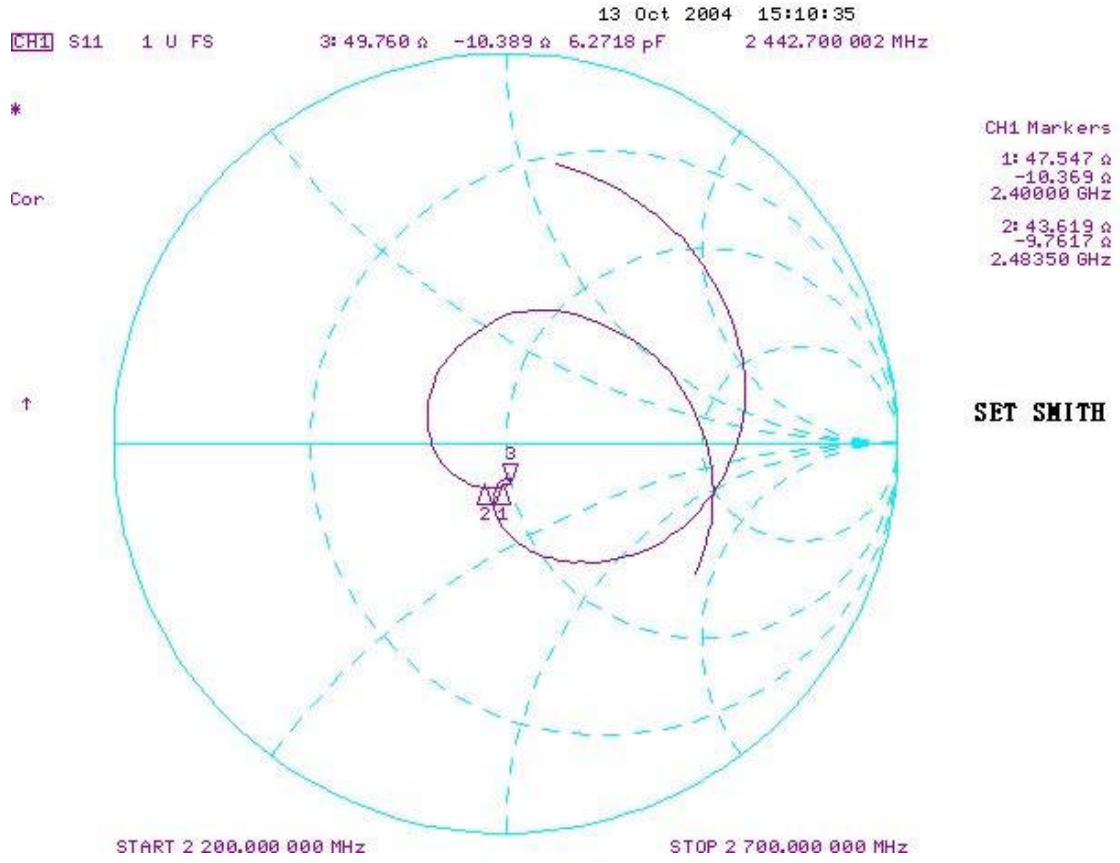


4-3. Test data (Set level Ant.)

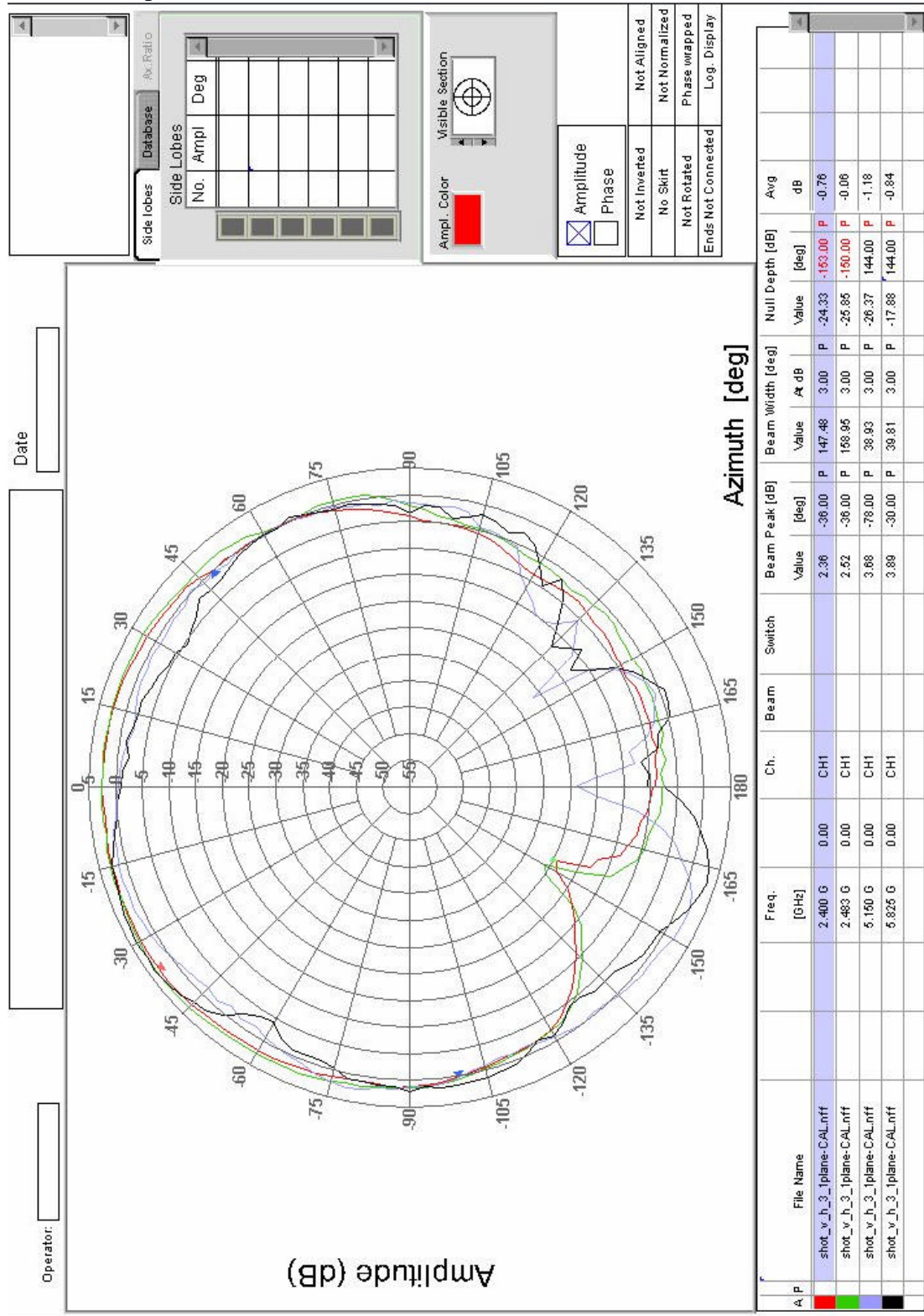
1) V.S.W.R



2) SMITH CHART



3) Set Beam-pattern.



4) Antenna photo

