

MEASUREMENT REPORT
FCC PART 15.407 UNII

Applicant Name:
Samsung Electronics Co., Ltd.
129, Samsung-ro,
Yeongtong-gu, Suwon-si
Gyeonggi-do, 16677, Korea

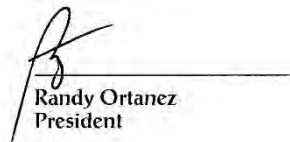
Date of Testing:
4/26 - 07/16/2020
Test Site/Location:
PCTEST Lab. Columbia, MD, USA
Test Report Serial No.:
1M2004230075-08.A3L

FCC ID:	A3LSMT978U
APPLICANT:	Samsung Electronics Co., Ltd.

Application Type: Certification
Model: SM-T978U
EUT Type: Portable Tablet
Frequency Range: 5180 – 5825MHz
Modulation Type: OFDM
FCC Classification: Unlicensed National Information Infrastructure (UNII)
FCC Rule Part(s): Part 15 Subpart E (15.407)
Test Procedure(s): ANSI C63.10-2013, KDB 789033 D02 v02r01
KDB 662911 D01 v02r01

This equipment has been shown to be capable of compliance with the applicable technical standards as indicated in the measurement report and was tested in accordance with the measurement procedures specified in ANSI C63.10-2013 and KDB 789033 D02 v02r01. Test results reported herein relate only to the item(s) tested.

I attest to the accuracy of data. All measurements reported herein were performed by me or were made under my supervision and are correct to the best of my knowledge and belief. I assume full responsibility for the completeness of these measurements and vouch for the qualifications of all persons taking them.



Randy Ortanez
President




FCC ID: A3LSMT978U		MEASUREMENT REPORT (CERTIFICATION)		Approved by: Quality Manager
Test Report S/N: 1M2004230075-08.A3L	Test Dates: 4/26 - 07/16/2020	EUT Type: Portable Tablet		Page 1 of 231

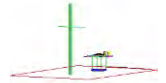
T A B L E O F C O N T E N T S

1.0	INTRODUCTION.....	4
1.1	Scope	4
1.2	PCTEST Test Location.....	4
1.3	Test Facility / Accreditations.....	4
2.0	PRODUCT INFORMATION.....	5
2.1	Equipment Description	5
2.2	Device Capabilities	5
2.3	Antenna Description	7
2.4	Test Configuration.....	8
2.5	Software and Firmware.....	8
2.6	EMI Suppression Device(s)/Modifications	8
3.0	DESCRIPTION OF TESTS.....	9
3.1	Evaluation Procedure.....	9
3.2	AC Line Conducted Emissions.....	9
3.3	Radiated Emissions.....	10
3.4	Environmental Conditions.....	10
4.0	ANTENNA REQUIREMENTS.....	11
5.0	MEASUREMENT UNCERTAINTY.....	12
6.0	TEST EQUIPMENT CALIBRATION DATA.....	13
7.0	TEST RESULTS.....	14
7.1	Summary.....	14
7.2	26dB Bandwidth Measurement – 802.11a/n/ac/ax.....	15
7.3	6dB Bandwidth Measurement – 802.11a/n/ac/ax.....	67
7.4	UNII Output Power Measurement – 802.11a/n/ac/ax.....	84
7.5	Maximum Power Spectral Density – 802.11a/n/ac/ax.....	93
7.6	Radiated Spurious Emission Measurements – Above 1GHz.....	167
7.6.1	SISO Antenna-1 Radiated Spurious Emission Measurements.....	170
7.6.2	SISO Antenna-2 Radiated Spurious Emission Measurements.....	179
7.6.3	MIMO Radiated Spurious Emission Measurements.....	188
7.6.4	Simultaneous Tx Radiated Spurious Emissions Measurements.....	197
7.6.5	SISO Antenna-1 Radiated Band Edge Measurements (20MHz BW).....	203
7.6.6	SISO Antenna-1 Radiated Band Edge Measurements (40MHz BW).....	205
7.6.7	SISO Antenna-1 Radiated Band Edge Measurements (80MHz BW).....	207
7.6.8	SISO Antenna-2 Radiated Band Edge Measurements (20MHz BW).....	209
7.6.9	SISO Antenna-2 Radiated Band Edge Measurements (40MHz BW).....	211
7.6.10	SISO Antenna-2 Radiated Band Edge Measurements (80MHz BW).....	213
7.6.11	MIMO Radiated Band Edge Measurements (20MHz BW).....	215
7.6.12	MIMO Radiated Band Edge Measurements (40MHz BW).....	217
7.6.13	MIMO Radiated Band Edge Measurements (80MHz BW).....	219
7.7	Radiated Spurious Emissions Measurements – Below 1GHz.....	221
7.8	Line-Conducted Test Data.....	225
8.0	CONCLUSION.....	231

FCC ID: A3LSMT978U	 PCTEST <small>Proud to be part of  element</small>	MEASUREMENT REPORT (CERTIFICATION)	 Approved by: Quality Manager
Test Report S/N: 1M2004230075-08_A3L	Test Dates: 4/26 - 07/16/2020	EUT Type: Portable Tablet	Page 2 of 231



MEASUREMENT REPORT



UNII Band	Channel Bandwidth (MHz)	Tx Frequency (MHz)	ANT1		ANT2		MIMO	
			Max. Power (mW)	Max. Power (dBm)	Max. Power (mW)	Max. Power (dBm)	Max. Power (mW)	Max. Power (dBm)
1	20	5180 - 5240	59.979	17.78	62.087	17.93	122.180	20.87
2A		5260 - 5320	62.806	17.98	62.661	17.97	125.603	20.99
2C		5500 - 5720	30.061	14.78	29.923	14.76	59.979	17.78
3		5745 - 5825	31.046	14.92	31.477	14.98	60.814	17.84
1	40	5190 - 5230	27.861	14.45	25.527	14.07	54.954	17.40
2A		5270 - 5310	27.990	14.47	25.882	14.13	53.827	17.31
2C		5510 - 5710	28.119	14.49	27.164	14.34	55.335	17.43
3		5755 - 5795	27.227	14.35	25.468	14.06	52.602	17.21
1	80	5210	23.388	13.69	24.774	13.94	48.195	16.83
2A		5290	25.061	13.99	24.946	13.97	50.003	16.99
2C		5530 - 5690	24.491	13.89	24.322	13.86	48.529	16.86
3		5775	25.061	13.99	22.751	13.57	47.863	16.80

EUT Overview

FCC ID: A3LSMT978U		MEASUREMENT REPORT (CERTIFICATION)		Approved by: Quality Manager
Test Report S/N: 1M2004230075-08.A3L	Test Dates: 4/26 - 07/16/2020	EUT Type: Portable Tablet	Page 3 of 231	

1.0 INTRODUCTION

1.1 Scope

Measurement and determination of electromagnetic emissions (EMC) of radio frequency devices including intentional and/or unintentional radiators for compliance with the technical rules and regulations of the Federal Communications Commission and the Innovation, Science and Economic Development Canada.

1.2 PCTEST Test Location

These measurement tests were conducted at the PCTEST facility located at 7185 Oakland Mills Road, Columbia, MD 21046. The measurement facility is compliant with the test site requirements specified in ANSI C63.4-2014.

1.3 Test Facility / Accreditations

Measurements were performed at PCTEST located in Columbia, MD 21046, U.S.A.

- PCTEST is an ISO 17025-2005 accredited test facility under the American Association for Laboratory Accreditation (A2LA) with Certificate number 2041.01 for Specific Absorption Rate (SAR), Hearing Aid Compatibility (HAC) testing, where applicable, and Electromagnetic Compatibility (EMC) testing for FCC and Innovation, Science, and Economic Development Canada rules.
- PCTEST TCB is a Telecommunication Certification Body (TCB) accredited to ISO/IEC 17065-2012 by A2LA (Certificate number 2041.03) in all scopes of FCC Rules and ISED Standards (RSS).
- PCTEST facility is a registered (2451B) test laboratory with the site description on file with ISED.

FCC ID: A3LSMT978U		MEASUREMENT REPORT (CERTIFICATION)		Approved by: Quality Manager
Test Report S/N: 1M2004230075-08.A3L	Test Dates: 4/26 - 07/16/2020	EUT Type: Portable Tablet	Page 4 of 231	

2.0 PRODUCT INFORMATION

2.1 Equipment Description

The Equipment Under Test (EUT) is the **Samsung Portable Tablet FCC ID: A3LSMT978U**. The test data contained in this report pertains only to the emissions due to the EUT's UNII transmitter.

Test Device Serial No.: 0212M, 1755M, 1746M, 0731M, 0447M, 35240

2.2 Device Capabilities

This device contains the following capabilities:

850/1700/1900 WCDMA/HSPA, Multi-band LTE, 5G NR (n71, n5, n66, n25, n2, n41), 802.11b/g/n/ac/ax WLAN, 802.11a/n/ac/ax UNII, Bluetooth (1x, EDR, LE)

Band 1		Band 2A		Band 2C		Band 3	
Ch.	Frequency (MHz)	Ch.	Frequency (MHz)	Ch.	Frequency (MHz)	Ch.	Frequency (MHz)
36	5180	52	5260	100	5500	149	5745
:	:	:	:	:	:	:	:
42	5210	56	5280	120	5600	157	5785
:	:	:	:	:	:	:	:
48	5240	64	5320	144	5720	165	5825

Table 2-1. 802.11a / 802.11n / 802.11ac / 802.11ax (20MHz) Frequency / Channel Operations

Band 1		Band 2A		Band 2C		Band 3	
Ch.	Frequency (MHz)	Ch.	Frequency (MHz)	Ch.	Frequency (MHz)	Ch.	Frequency (MHz)
38	5190	54	5270	102	5510	151	5755
:	:	:	:	:	:	:	:
46	5230	62	5310	118	5590	159	5795
				:	:		
				142	5710		

Table 2-2. 802.11n / 802.11ac / 802.11ax (40MHz BW) Frequency / Channel Operations

Band 1		Band 2A		Band 2C		Band 3	
Ch.	Frequency (MHz)	Ch.	Frequency (MHz)	Ch.	Frequency (MHz)	Ch.	Frequency (MHz)
42	5210	58	5290	106	5530	155	5775
				:	:		
				138	5690		

Table 2-3. 802.11ac / 802.11ax (80MHz BW) Frequency / Channel Operations

FCC ID: A3LSMT978U		MEASUREMENT REPORT (CERTIFICATION)		Approved by: Quality Manager
Test Report S/N: 1M2004230075-08.A3L	Test Dates: 4/26 - 07/16/2020	EUT Type: Portable Tablet		Page 5 of 231

Notes:

- 5GHz NII operation is possible in 20MHz, and 40MHz, and 80MHz channel bandwidths. The maximum achievable duty cycles for all modes were determined based on measurements performed on a spectrum analyzer in zero-span mode with RBW = 8MHz, VBW = 50MHz, and detector = peak per the guidance of Section B)2)b) of ANSI C63.10-2013 and KDB 789033 D02 v02r01. The RBW and VBW were both greater than 50/T, where T is the minimum transmission duration, and the number of sweep points across T was greater than 100. The duty cycles are as follows:

Maximum Achievable Duty Cycles				
802.11 Mode/Band		ANT1	ANT2	MIMO (1+2)
		Duty Cycle [%]	Duty Cycle [%]	Duty Cycle [%]
5GHz	a	99.1	99.0	99.0
	n (HT20)	99.7	99.7	99.7
	ac (HT20)	99.7	99.7	99.7
	ax (HT20)	99.7	99.7	99.7
	n (HT40)	99.1	99.1	99.7
	ac (HT40)	99.1	99.1	99.5
	ax (HT40)	99.1	99.1	99.7
	ac (HT80)	99.7	99.7	99.7
	ax (HT80)	99.7	99.7	99.7

Table 2-4. Measured Duty Cycles

- The device employs MIMO technology. Below are the possible configurations.

WiFi Configurations		SISO		SDM		CDD	
		ANT1	ANT2	ANT1	ANT2	ANT1	ANT2
5GHz	11a	✓	✓	✗	✗	✓	✓
	11n/ac/ax (20MHz)	✓	✓	✓	✓	✓	✓
	11n/ac/ax (40MHz)	✓	✓	✓	✓	✓	✓
	11ac/ax (80MHz)	✓	✓	✓	✓	✓	✓

Table 2-5. Supported MIMO Modes

✓ = Support ; ✗ = NOT Support

SISO = Single Input Single Output

SDM = Spatial Diversity Multiplexing – MIMO function

- This device supports simultaneous transmission operation, which allows for two SISO channels to operate independent of one another in the 2.4GHz (WLAN & BT) and 5GHz bands simultaneously on each antenna. The following tables show the worst case configurations determined during testing. The data for these configurations is contained in this test report. The BT + 5GHz case is not considered as worst case since the BT power is lower than the 2.4GHz WLAN power.

FCC ID: A3LSMT978U		MEASUREMENT REPORT (CERTIFICATION)		Approved by: Quality Manager
Test Report S/N: 1M2004230075-08.A3L	Test Dates: 4/26 - 07/16/2020	EUT Type: Portable Tablet		Page 6 of 231

Configuration 1: ANT1 transmitting in 2.4GHz mode and ANT2 in 5GHz mode

Description	2.4 GHz Emission	5 GHz Emission
Antenna	1	2
Channel	11	64
Operating Frequency (MHz)	2462	5320
Data Rate (Mbps)	1M	6M
Mode	802.11b	802.11a

Table 2-6. Config-1 (ANT1 2.4GHz & ANT2 5GHz)

Configuration 2: ANT1 transmitting in 5GHz mode and ANT2 in 2.4GHz mode

Description	2.4 GHz Emission	5 GHz Emission
Antenna	2	1
Channel	64	10
Operating Frequency (MHz)	5320	2457
Data Rate (Mbps)	6M	1M
Mode	802.11a	802.11b

Table 2-7. Config-2 (ANT1 5GHz & ANT2 2.4GHz)

Configuration 3: ANT1 and ANT2 both transmitting in 2.4GHz and 5GHz modes simultaneously

Description	2.4 GHz Emission	5 GHz Emission
Antenna	1, 2	1, 2
Channel	2	56
Operating Frequency (MHz)	2417	5280
Data Rate (Mbps)	MCS8	MCS8
Mode	802.11n	802.11n

Table 2-8. Config-3 (ANT1 MIMO & ANT2 MIMO)

2.3 Antenna Description

Following antenna was used for the testing.

Frequency [GHz]	Antenna Gain (dBi)
5.20	-8.45
5.30	-6.15
5.50	-6.05
5.80	-7.70

Table 2-9. Antenna Peak Gain

FCC ID: A3LSMT978U		MEASUREMENT REPORT (CERTIFICATION)		Approved by: Quality Manager
Test Report S/N: 1M2004230075-08.A3L	Test Dates: 4/26 - 07/16/2020	EUT Type: Portable Tablet		Page 7 of 231

2.4 Test Configuration

The EUT was tested per the guidance of KDB 789033 D02 v02r01. ANSI C63.10-2013 was used to reference the appropriate EUT setup for radiated spurious emissions testing and AC line conducted testing. See Sections 3.2 for AC line conducted emissions test setups, 3.3 for radiated emissions test setups, and 7.2, 7.3, 7.4, and 7.5 for antenna port conducted emissions test setups.

2.5 Software and Firmware

The test was conducted with software version T978USQE0ATFA installed on the EUT.

2.6 EMI Suppression Device(s)/Modifications

No EMI suppression device(s) were added and/or no modifications were made during testing.

FCC ID: A3LSMT978U		MEASUREMENT REPORT (CERTIFICATION)		Approved by: Quality Manager
Test Report S/N: 1M2004230075-08.A3L	Test Dates: 4/26 - 07/16/2020	EUT Type: Portable Tablet	Page 8 of 231	

3.0 DESCRIPTION OF TESTS

3.1 Evaluation Procedure

The measurement procedures described in the American National Standard of Procedures for Compliance Testing of Unlicensed Wireless Devices (ANSI C63.10-2013) and the guidance provided in KDB 789033 D02 v02r01 were used in the measurement of the EUT.

Deviation from measurement procedure.....None

3.2 AC Line Conducted Emissions

The line-conducted facility is located inside a 10'x16'x9' shielded enclosure. The shielded enclosure is manufactured by ETS Lindgren RF Enclosures. The shielding effectiveness of the shielded room is in accordance with MIL-Std-285 or NSA 65-5. A 1m x 1.5m wooden table 80cm high is placed 40cm away from the vertical wall and 80cm away from the sidewall of the shielded room. Two 10kHz-30MHz, 50Ω/50μH Line-Impedance Stabilization Networks (LISNs) are bonded to the shielded room floor. Power to the LISNs is filtered by external high-current high-insertion loss power line filters. The external power line filter is an ETS Lindgren Model LPRX-4X30 (100dB Attenuation, 14kHz-18GHz) and the two EMI/RFI filters are ETS Lindgren Model LRW-2030-S1 (100dB Minimum Insertion Loss, 14kHz – 10GHz). These filters attenuate ambient signal noise from entering the measurement lines. These filters are also bonded to the shielded enclosure.

The EUT is powered from one LISN and the support equipment is powered from the second LISN. If the EUT is a DC-powered device, power will be derived from the source power supply it normally will be powered from and this supply line(s) will be connected to the second LISN. All interconnecting cables more than 1 meter were shortened to a 1 meter length by non-inductive bundling (serpentine fashion) and draped over the back edge of the test table. All cables were at least 40cm above the horizontal reference groundplane. Power cables for support equipment were routed down to the second LISN while ensuring that that cables were not draped over the second LISN.

Sufficient time for the EUT, support equipment, and test equipment was allowed in order for them to warm up to their normal operating condition. The RF output of the LISN was connected to the spectrum analyzer and exploratory measurements were made to determine the frequencies producing the maximum emission from the EUT. The spectrum was scanned from 150kHz to 30MHz with a spectrum analyzer. The detector function was set to peak mode for exploratory measurements while the bandwidth of the analyzer was set to 10kHz. The EUT, support equipment, and interconnecting cables were arranged and manipulated to maximize each emission. Once the worst case emissions have been identified, the one EUT cable configuration/arrangement and mode of operation that produced these emissions is used for final measurements on the same test site. The analyzer is set to CISPR quasi-peak and average detectors with a 9kHz resolution bandwidth for final measurements.

Line conducted emissions test results are shown in Section 7.8. The EMI Receiver mode of the Agilent MXE was used to perform AC line conducted emissions testing.

FCC ID: A3LSMT978U	MEASUREMENT REPORT (CERTIFICATION)		Approved by: Quality Manager
Test Report S/N: 1M2004230075-08_A3L	Test Dates: 4/26 - 07/16/2020	EUT Type: Portable Tablet	Page 9 of 231

3.3 Radiated Emissions

The radiated test facilities consisted of an indoor 3 meter semi-anechoic chamber used for final measurements and exploratory measurements, when necessary. The measurement area is contained within the semi-anechoic chamber which is shielded from any ambient interference. The test site inside the chamber is a 6m x 5.2m elliptical, obstruction-free area in accordance with Figure 5.7 of Clause 5 in ANSI C63.4-2014. Absorbers are arranged on the floor between the turn table and the antenna mast in such a way so as to maximize the reduction of reflections for measurements above 1GHz. An 80cm tall test table made of Styrodur is placed on top of the turn table. For measurements above 1GHz, an additional Styrodur pedestal is placed on top of the test table to bring the total table height to 1.5m.

For all measurements, the spectrum was scanned through all EUT azimuths and from 1 to 4 meter receive antenna height using a broadband antenna from 30MHz up to the upper frequency shown in 15.33 depending on the highest frequency generated or used in the device or on which the device operates or tunes. For frequencies above 1GHz, linearly polarized double ridge horn antennas were used. For frequencies below 30MHz, a calibrated loop antenna was used. When exploratory measurements were necessary, they were performed at 1 meter test distance inside the semi-anechoic chamber using broadband antennas, broadband amplifiers, and spectrum analyzers to determine the frequencies and modes producing the maximum emissions. Sufficient time for the EUT, support equipment, and test equipment was allowed in order for them to warm up to their normal operating condition. The test set-up was placed on top of the 1 x 1.5 meter table. The EUT, support equipment, and interconnecting cables were arranged and manipulated to maximize each emission. Appropriate precaution was taken to ensure that all emissions from the EUT were maximized and investigated. The system configuration, mode of operation, turntable azimuth, and receive antenna height was noted for each frequency found.

Final measurements were made in the semi-anechoic chamber using calibrated, linearly polarized broadband and horn antennas. The test setup was configured to the setup that produced the worst case emissions. The spectrum analyzer was set to investigate all frequencies required for testing to compare the highest radiated disturbances with respect to the specified limits. The turntable containing the EUT was rotated through 360 degrees and the height of the receive antenna was varied 1 to 4 meters and stopped at the azimuth and height producing the maximum emission. Each emission was maximized by changing the orientation of the EUT through three orthogonal planes and changing the polarity of the receive antenna, whichever produced the worst-case emissions.

All radiated measurements are performed in a chamber that meets the site requirements per ANSI C63.4-2014. Additionally, radiated emissions below 30MHz are also validated on an Open Area Test Site to assert correlation with the chamber measurements per the requirements of KDB 474788 D01.

3.4 Environmental Conditions

The temperature is controlled within range of 15°C to 35°C. The relative humidity is controlled within range of 10% to 75%. The atmospheric pressure is monitored within the range 86-106kPa (860-1060mbar).

FCC ID: A3LSMT978U		MEASUREMENT REPORT (CERTIFICATION)		Approved by: Quality Manager
Test Report S/N: 1M2004230075-08.A3L	Test Dates: 4/26 - 07/16/2020	EUT Type: Portable Tablet	Page 10 of 231	

4.0 ANTENNA REQUIREMENTS

Excerpt from §15.203 of the FCC Rules/Regulations:

“An intentional radiator antenna shall be designed to ensure that no antenna other than that furnished by the responsible party can be used with the device. The use of a permanently attached antenna or of an antenna that uses a unique coupling to the intentional radiator shall be considered sufficient to comply with the provisions of this section.”

- The antennas of the EUT are **permanently attached**.
- There are no provisions for connection to an external antenna.

Conclusion:

The EUT complies with the requirement of §15.203.

FCC ID: A3LSMT978U		MEASUREMENT REPORT (CERTIFICATION)		Approved by: Quality Manager
Test Report S/N: 1M2004230075-08.A3L	Test Dates: 4/26 - 07/16/2020	EUT Type: Portable Tablet	Page 11 of 231	

5.0 MEASUREMENT UNCERTAINTY

The measurement uncertainties shown below were calculated in accordance with the requirements of ANSI C63.10-2013. All measurement uncertainty values are shown with a coverage factor of $k = 2$ to indicate a 95% level of confidence. The measurement uncertainty shown below meets or exceeds the U_{CISPR} measurement uncertainty values specified in CISPR 16-4-2 and, thus, can be compared directly to specified limits to determine compliance.

Contribution	Expanded Uncertainty (\pm dB)
Conducted Bench Top Measurements	1.13
Line Conducted Disturbance	3.09
Radiated Disturbance (<1GHz)	4.98
Radiated Disturbance (>1GHz)	5.07
Radiated Disturbance (>18GHz)	5.09

FCC ID: A3LSMT978U	 PCTEST Proud to be part of  element	MEASUREMENT REPORT (CERTIFICATION)		Approved by: Quality Manager
Test Report S/N: 1M2004230075-08.A3L	Test Dates: 4/26 - 07/16/2020	EUT Type: Portable Tablet		Page 12 of 231

6.0 TEST EQUIPMENT CALIBRATION DATA

Test Equipment Calibration is traceable to the National Institute of Standards and Technology (NIST). Measurements antennas used during testing were calibrated in accordance to the requirements of ANSI C63.5-2017.

Manufacturer	Model	Description	Cal Date	Cal Interval	Cal Due	Serial Number
-	WL40-1	Conducted Cable Set (40GHz)	10/30/2019	Annual	10/30/2020	WL40-1
-	WL25-1	Conducted Cable Set (25GHz)	10/30/2019	Annual	10/30/2020	WL25-1
-	WL25-4	Conducted Cable Set (25GHz)	1/22/2020	Annual	1/22/2021	WL25-4
Agilent	N9038A	MXE EMI Receiver	7/17/2019	Annual	7/17/2020	MY51210133
Anritsu	ML2496A	Power Meter	11/6/2019	Annual	11/6/2020	1405003
Anritsu	MA2411B	Pulse Power Sensor	10/15/2019	Annual	10/15/2020	1339026
Anritsu	MA2411B	Pulse Power Sensor	8/27/2019	Annual	8/27/2020	1339027
Anritsu	ML2495A	Power Meter	12/17/2019	Annual	12/17/2020	941001
Com-Power	AL-130	9kHz - 30MHz Loop Antenna	10/10/2019	Biennial	10/10/2021	121034
Emco	3116	Horn Antenna (18 - 40GHz)	6/7/2018	Triennial	6/7/2021	9203-2178
Rohde & Schwarz	ESU40	EMI Test Receiver (40GHz)	9/23/2019	Annual	9/23/2020	100348
Rohde & Schwarz	SFUNIT-Rx	Shielded Filter Unit	2/10/2020	Annual	2/10/2021	102134
Rohde & Schwarz	SFUNIT-Rx	Shielded Filter Unit	2/21/2020	Annual	2/21/2021	102133
Rohde & Schwarz	TS-PR26	18-26.5 GHz Pre-Amplifier	11/1/2019	Annual	11/1/2020	100040
Rohde & Schwarz	TS-PR40	26.5-40 GHz Pre-Amplifier	11/1/2019	Annual	11/1/2020	100037
Sunol	DRH-118	Horn Antenna (1-18GHz)	10/3/2019	Biennial	10/3/2021	A050307
Sunol	JB5	Bi-Log Antenna (30M - 5GHz)	7/19/2018	Biennial	7/19/2020	A051107

Table 6-1. Annual Test Equipment Calibration Schedule

Note:

For equipment listed above that has a calibration date or calibration due date that falls within the test date range, care was taken to ensure that this equipment was used after the calibration date and before the calibration due date.

FCC ID: A3LSMT978U		MEASUREMENT REPORT (CERTIFICATION)		Approved by: Quality Manager
Test Report S/N: 1M2004230075-08.A3L	Test Dates: 4/26 - 07/16/2020	EUT Type: Portable Tablet		Page 13 of 231

7.0 TEST RESULTS

7.1 Summary

Company Name: Samsung Electronics Co., Ltd.
 FCC ID: A3LSMT978U
 FCC Classification: Unlicensed National Information Infrastructure (UNII)

FCC Part Section(s)	RSS Section(s)	Test Description	Test Limit	Test Condition	Test Result	Reference
N/A	RSS-Gen [6.6]	26dB Bandwidth	N/A	CONDUCTED	PASS	Section 7.2
15.407(e)	RSS-Gen [6.6]	6dB Bandwidth	>500kHz(5725-5850MHz)		PASS	Section 7.3
15.407 (a.1.iv), (a.2), (a.3)	RSS-247 [6.2]	Maximum Conducted Output Power	Maximum conducted powers must meet the limits detailed in 15.407 (a) (RSS-247 [6.2])		PASS	Section 7.4
15.407 (a.1.iv), (a.2), (a.3)	RSS-247 [6.2]	Maximum Power Spectral Density	Maximum power spectral density must meet the limits detailed in 15.407 (a) (RSS-247 [6.2])		PASS	Section 7.5
15.407(h)	RSS-247 [6.3]	Dynamic Frequency Selection	See DFS Test Report		PASS	See DFS Test Report
15.407(b.1), (2), (3), (4)	RSS-247 [6.2]	Undesirable Emissions	Undesirable emissions must meet the limits detailed in 15.407(b) (RSS-247 [6.2])	RADIATED	PASS	Section 7.6
15.205, 15.407(b.1), (4), (5), (6)	RSS-Gen [8.9]	General Field Strength Limits (Restricted Bands and Radiated Emission Limits)	Emissions in restricted bands must meet the radiated limits detailed in 15.209 (RSS-Gen [8.9])		PASS	Section 7.6, 7.7
15.407	RSS-Gen [8.8]	AC Conducted Emissions 150kHz – 30MHz	< FCC 15.207 (RSS-Gen [8.8]) limits	LINE CONDUCTED	PASS	Section 7.8

Table 7-1. Summary of Test Results

Notes:

- 1) All channels, modes, and modulations/data rates were investigated among all UNII bands. The test results shown in the following sections represent the worst case emissions.
- 2) The analyzer plots shown in this section were all taken with a correction table loaded into the analyzer. The correction table was used to account for the losses of the cables and attenuators used as part of the system to connect the EUT to the analyzer at all frequencies of interest.
- 3) All antenna port conducted emissions testing was performed on a test bench with the antenna port of the EUT connected to the spectrum analyzer through calibrated cables and attenuators.
- 4) For conducted spurious emissions, automated test software was used to measure emissions and capture the corresponding plots necessary to show compliance. The measurement software utilized is PCTEST “UNII Automation,” Version 4.8.
- 5) For radiated band edge, automated test software was used to measure emissions and capture the corresponding plots necessary to show compliance. The measurement software utilized is PCTEST “Chamber Automation,” Version 1.3.1.

FCC ID: A3LSMT978U		MEASUREMENT REPORT (CERTIFICATION)		Approved by: Quality Manager
Test Report S/N: 1M2004230075-08.A3L	Test Dates: 4/26 - 07/16/2020	EUT Type: Portable Tablet	Page 14 of 231	

7.2 26dB Bandwidth Measurement – 802.11a/n/ac/ax RSS-Gen [6.2]

Test Overview and Limit

The bandwidth at 26dB down from the highest in-band spectral density is measured with a spectrum analyzer connected to the antenna terminal while the EUT is operating at its maximum duty cycle, at its maximum power control level, as defined in ANSI C63.10-2013 and KDB 789033 D02 v02r01, and at the appropriate frequencies. The spectrum analyzer's bandwidth measurement function is configured to measure the 26dB bandwidth.

The 26dB bandwidth is used to determine the conducted power limits.

Test Procedure Used

ANSI C63.10-2013 – Section 12.4
KDB 789033 D02 v02r01 – Section C

Test Settings

1. The signal analyzers' automatic bandwidth measurement capability was used to perform the 26dB bandwidth measurement. The "X" dB bandwidth parameter was set to $X = 26$. The automatic bandwidth measurement function also has the capability of simultaneously measuring the 99% occupied bandwidth. The bandwidth measurement was not influenced by any intermediate power nulls in the fundamental emission.
2. RBW = approximately 1% of the emission bandwidth
3. VBW $\geq 3 \times$ RBW
4. Detector = Peak
5. Trace mode = max hold

Test Setup

The EUT and measurement equipment were set up as shown in the diagram below.



Figure 7-1. Test Instrument & Measurement Setup

Test Notes

None.

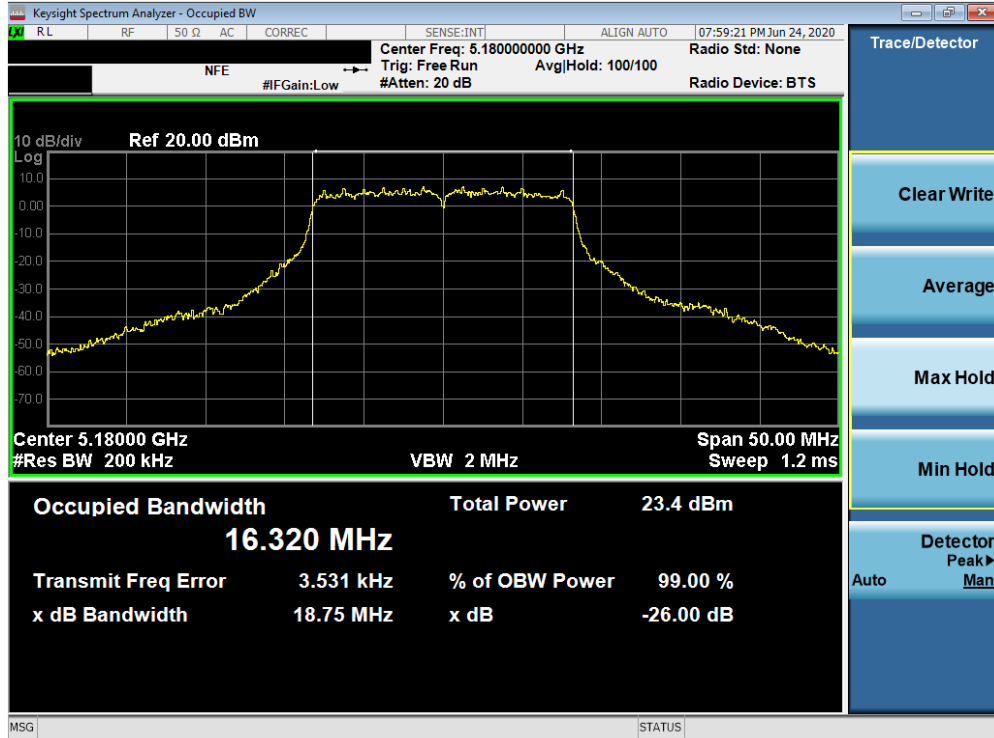
FCC ID: A3LSMT978U		MEASUREMENT REPORT (CERTIFICATION)		Approved by: Quality Manager
Test Report S/N: 1M2004230075-08.A3L	Test Dates: 4/26 - 07/16/2020	EUT Type: Portable Tablet		Page 15 of 231

SISO Antenna-1 26 dB Bandwidth Measurements

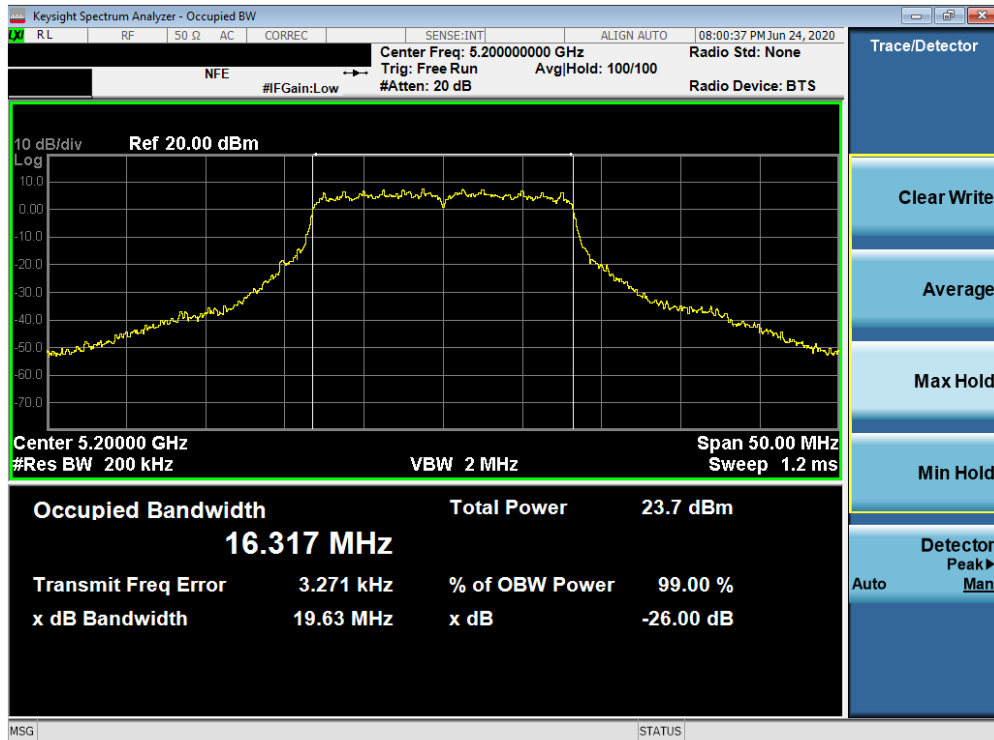
	Frequency [MHz]	Channel No.	802.11 Mode	Data Rate [Mbps]	Measured 26dB Bandwidth [MHz]
Band 1	5180	36	a	6	18.75
	5200	40	a	6	19.63
	5240	48	a	6	19.44
	5180	36	n (20MHz)	6.5/7.2 (MCS0)	20.05
	5200	40	n (20MHz)	6.5/7.2 (MCS0)	20.34
	5240	48	n (20MHz)	6.5/7.2 (MCS0)	20.31
	5180	36	ax (20MHz)	6.5/7.2 (MCS0)	20.82
	5200	40	ax (20MHz)	6.5/7.2 (MCS0)	20.60
	5240	48	ax (20MHz)	6.5/7.2 (MCS0)	20.82
	5190	38	n (40MHz)	13.5/15 (MCS0)	39.44
	5230	46	n (40MHz)	13.5/15 (MCS0)	39.34
	5190	38	ax (40MHz)	13.5/15 (MCS0)	40.12
	5230	46	ax (40MHz)	13.5/15 (MCS0)	40.26
	5210	42	ac (80MHz)	29.3/32.5 (MCS0)	81.71
5210	42	ax (80MHz)	29.3/32.5 (MCS0)	82.14	
Band 2A	5260	52	a	6	19.55
	5280	56	a	6	19.56
	5320	64	a	6	19.67
	5260	52	n (20MHz)	6.5/7.2 (MCS0)	20.37
	5280	56	n (20MHz)	6.5/7.2 (MCS0)	20.21
	5320	64	n (20MHz)	6.5/7.2 (MCS0)	20.28
	5260	52	ax (20MHz)	6.5/7.2 (MCS0)	20.92
	5280	56	ax (20MHz)	6.5/7.2 (MCS0)	20.73
	5320	64	ax (20MHz)	6.5/7.2 (MCS0)	21.00
	5270	54	n (40MHz)	13.5/15 (MCS0)	39.50
	5310	62	n (40MHz)	13.5/15 (MCS0)	39.37
	5270	54	ax (40MHz)	13.5/15 (MCS0)	40.45
	5310	62	ax (40MHz)	13.5/15 (MCS0)	40.34
	5290	58	ac (80MHz)	29.3/32.5 (MCS0)	81.29
5290	58	ax (80MHz)	29.3/32.5 (MCS0)	81.42	
Band 2C	5500	100	a	6	19.65
	56000	120	a	6	19.80
	5720	144	a	6	19.76
	5500	100	n (20MHz)	6.5/7.2 (MCS0)	20.16
	5600	120	n (20MHz)	6.5/7.2 (MCS0)	20.47
	5720	144	n (20MHz)	6.5/7.2 (MCS0)	20.44
	5500	100	ax (20MHz)	6.5/7.2 (MCS0)	20.73
	5600	120	ax (20MHz)	6.5/7.2 (MCS0)	20.76
	5720	144	ax (20MHz)	6.5/7.2 (MCS0)	20.95
	5510	102	n (40MHz)	13.5/15 (MCS0)	39.68
	5590	118	n (40MHz)	13.5/15 (MCS0)	39.69
	5710	142	n (40MHz)	13.5/15 (MCS0)	39.91
	5510	102	ax (40MHz)	13.5/15 (MCS0)	40.21
	5550	110	ax (40MHz)	13.5/15 (MCS0)	40.19
	5710	142	ax (40MHz)	13.5/15 (MCS0)	40.89
	5530	106	ac (80MHz)	29.3/32.5 (MCS0)	81.19
	5610	122	ac (80MHz)	29.3/32.5 (MCS0)	81.63
	5690	138	ac (80MHz)	29.3/32.5 (MCS0)	81.85
5530	106	ax (80MHz)	29.3/32.5 (MCS0)	81.64	
5610	122	ax (80MHz)	29.3/32.5 (MCS0)	81.87	
5690	138	ax (80MHz)	29.3/32.5 (MCS0)	82.39	

Table 7-2. Conducted Bandwidth Measurements SISO ANT1

FCC ID: A3LSMT978U		MEASUREMENT REPORT (CERTIFICATION)		Approved by: Quality Manager
Test Report S/N: 1M2004230075-08.A3L	Test Dates: 4/26 - 07/16/2020	EUT Type: Portable Tablet		Page 16 of 231

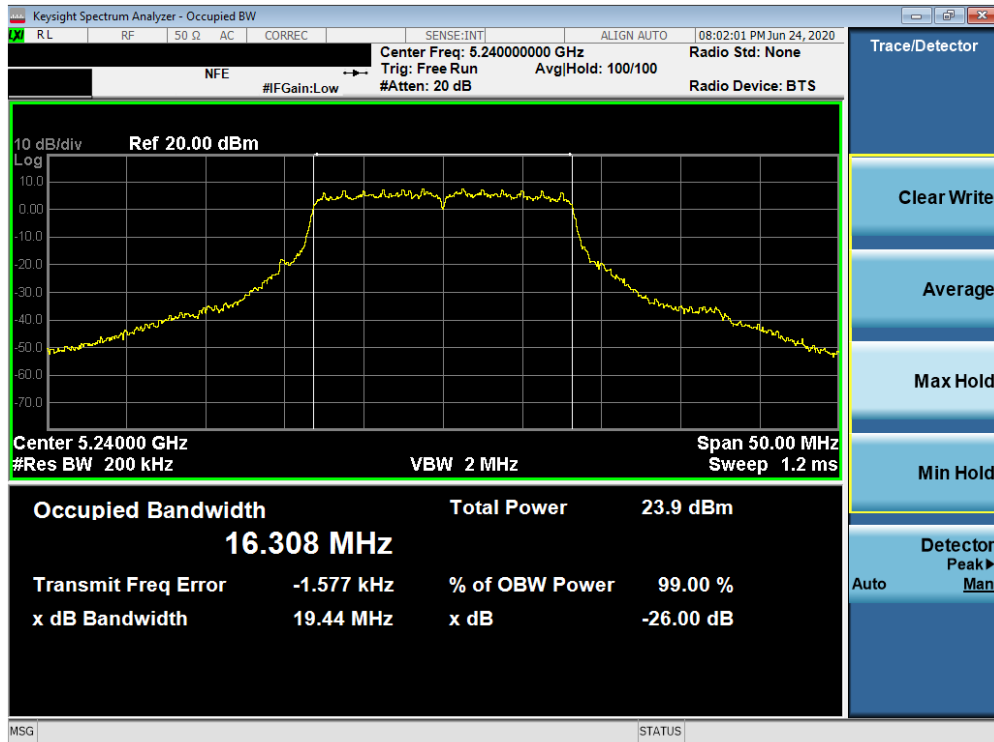


Plot 7-1. 26dB Bandwidth Plot SISO ANT1 (802.11a (UNII Band 1) – Ch. 36)

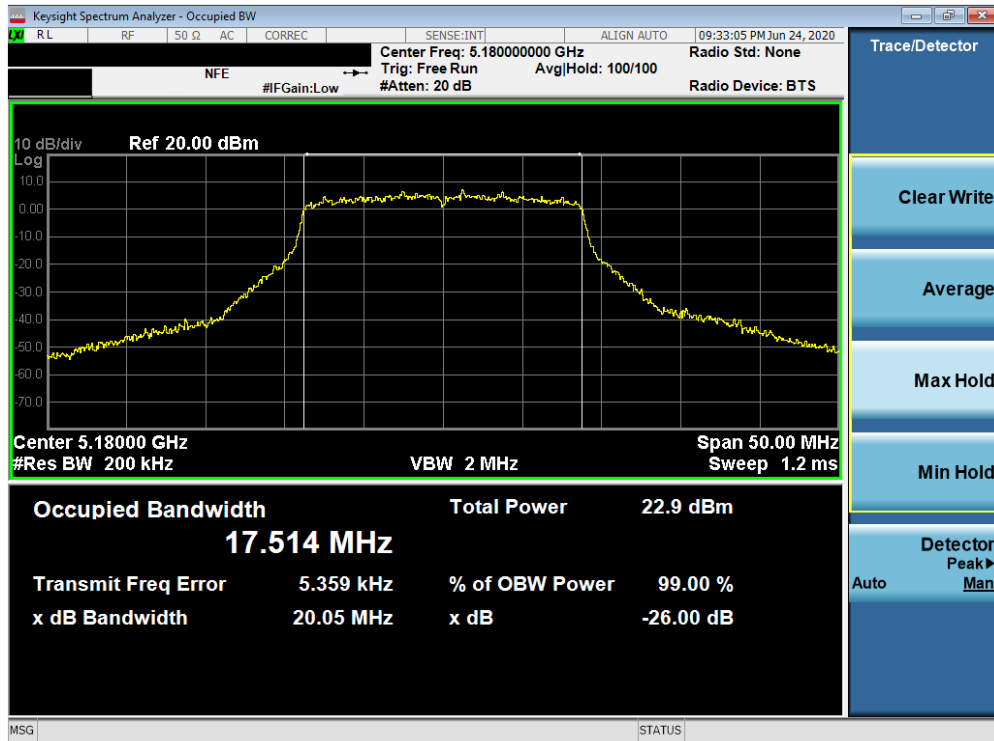


Plot 7-2. 26dB Bandwidth Plot SISO ANT1 (802.11a (UNII Band 1) – Ch. 40)

FCC ID: A3LSMT978U		MEASUREMENT REPORT (CERTIFICATION)		Approved by: Quality Manager
Test Report S/N: 1M2004230075-08_A3L	Test Dates: 4/26 - 07/16/2020	EUT Type: Portable Tablet		Page 17 of 231

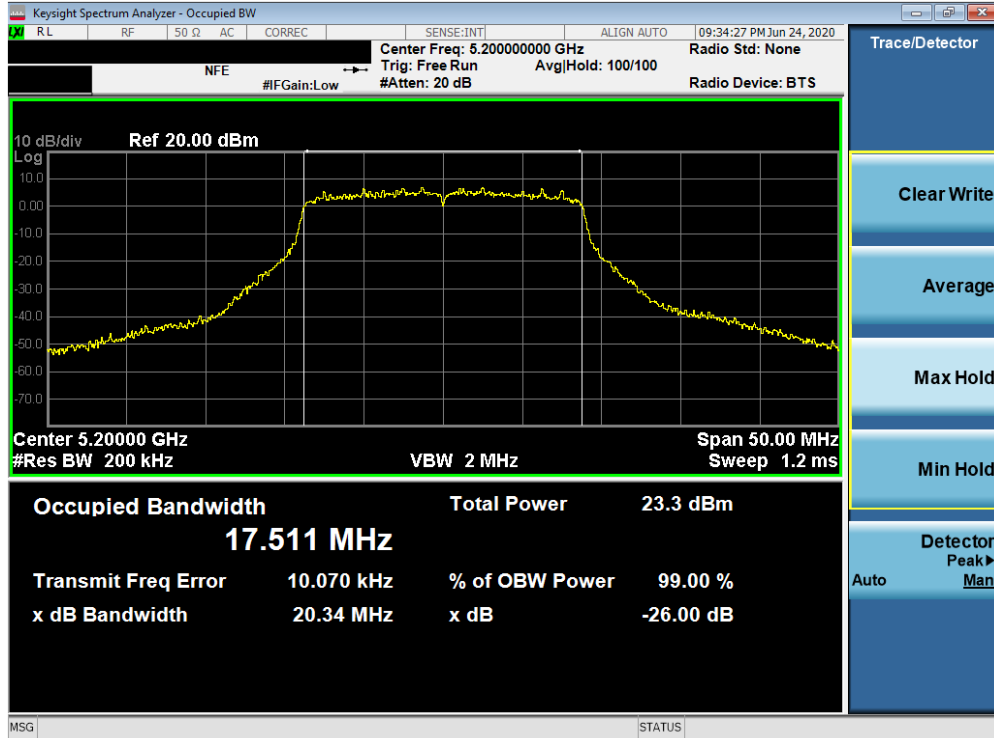


Plot 7-3. 26dB Bandwidth Plot SISO ANT1 (802.11a (UNII Band 1) – Ch. 48)

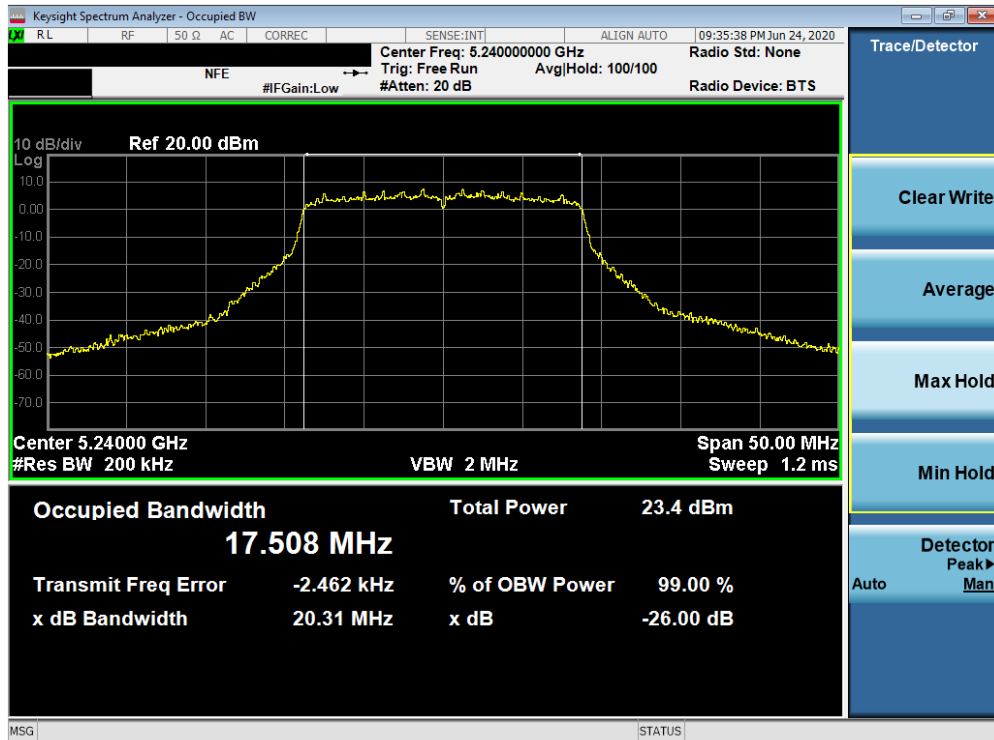


Plot 7-4. 26dB Bandwidth Plot SISO ANT1 (20MHz BW 802.11n (UNII Band 1) – Ch. 36)

FCC ID: A3LSMT978U		MEASUREMENT REPORT (CERTIFICATION)		Approved by: Quality Manager
Test Report S/N: 1M2004230075-08_A3L	Test Dates: 4/26 - 07/16/2020	EUT Type: Portable Tablet		Page 18 of 231

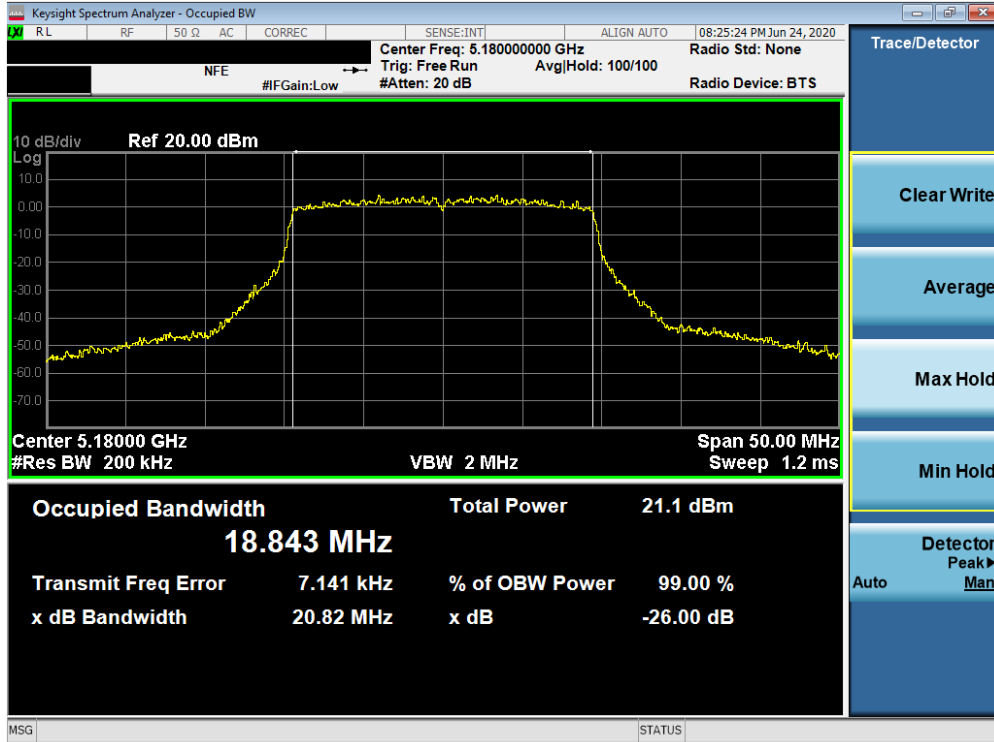


Plot 7-5. 26dB Bandwidth Plot SISO ANT1 (20MHz BW 802.11n (UNII Band 1) – Ch. 40)

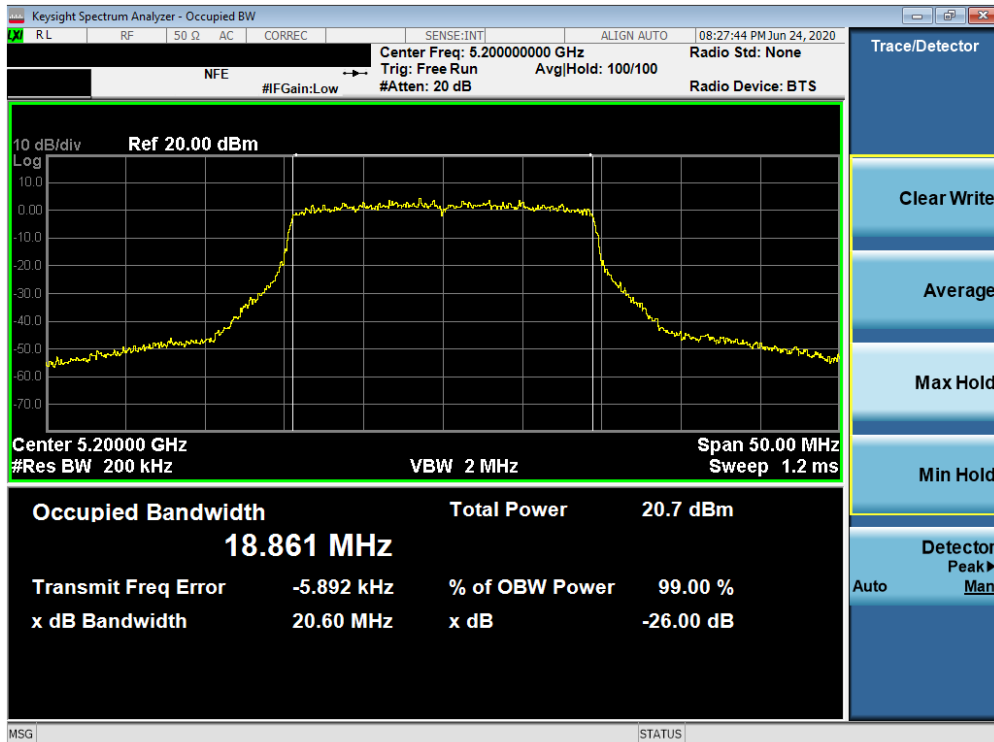


Plot 7-6. 26dB Bandwidth Plot SISO ANT1 (20MHz BW 802.11n (UNII Band 1) – Ch. 48)

FCC ID: A3LSMT978U		MEASUREMENT REPORT (CERTIFICATION)		Approved by: Quality Manager
Test Report S/N: 1M2004230075-08.A3L	Test Dates: 4/26 - 07/16/2020	EUT Type: Portable Tablet		Page 19 of 231

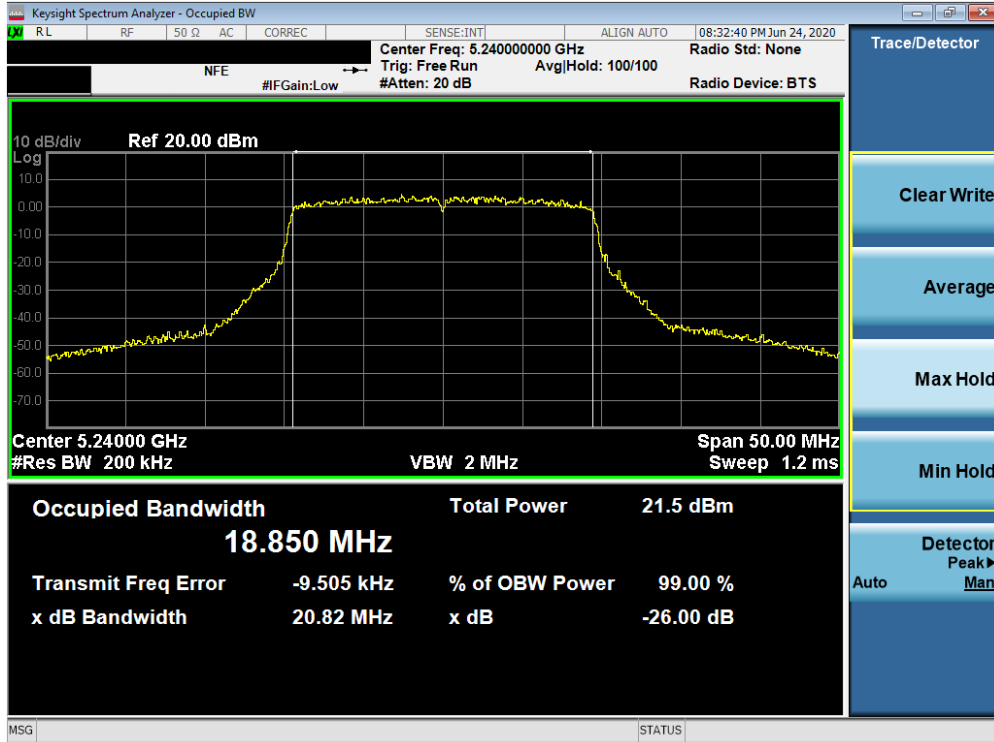


Plot 7-7. 26dB Bandwidth Plot SISO ANT1 (20MHz BW 802.11ax SU (UNII Band 1) – Ch. 36)

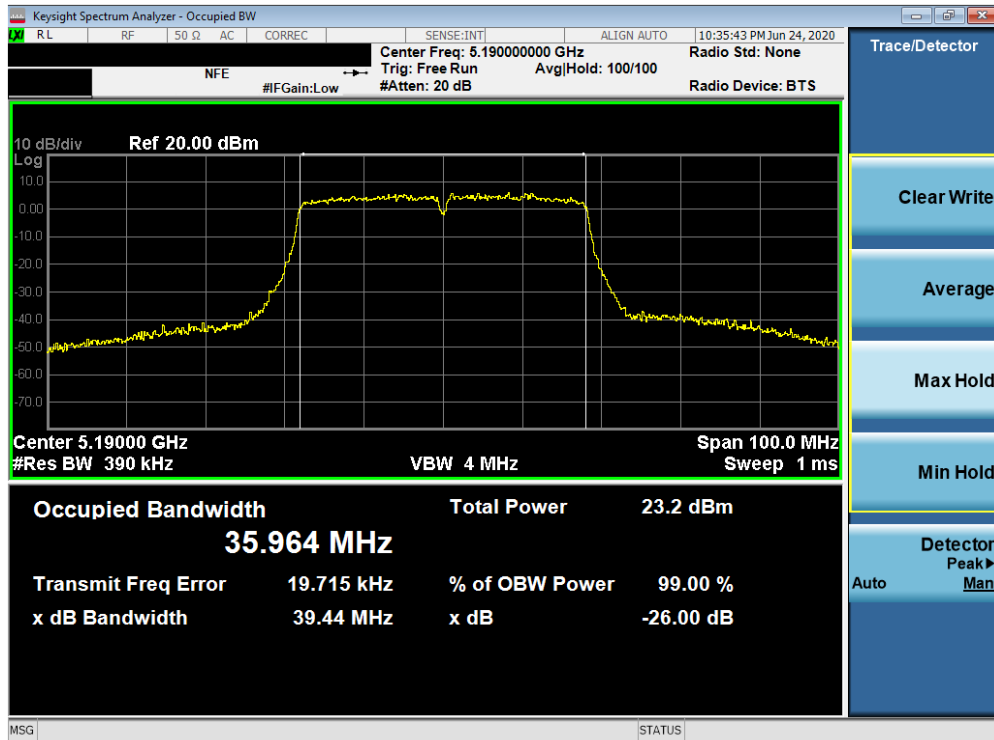


Plot 7-8. 26dB Bandwidth Plot SISO ANT1 (20MHz BW 802.11ax SU (UNII Band 1) – Ch. 40)

FCC ID: A3LSMT978U		MEASUREMENT REPORT (CERTIFICATION)		Approved by: Quality Manager
Test Report S/N: 1M2004230075-08_A3L	Test Dates: 4/26 - 07/16/2020	EUT Type: Portable Tablet		Page 20 of 231

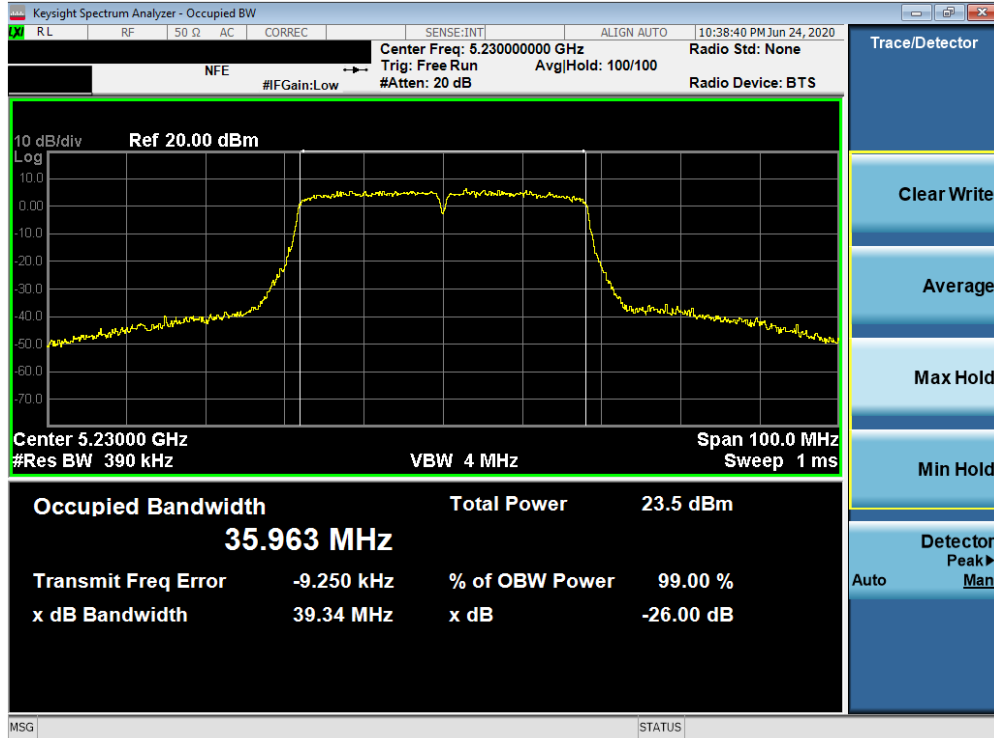


Plot 7-9. 26dB Bandwidth Plot SISO ANT1 (20MHz BW 802.11ax SU (UNII Band 1) – Ch. 48)

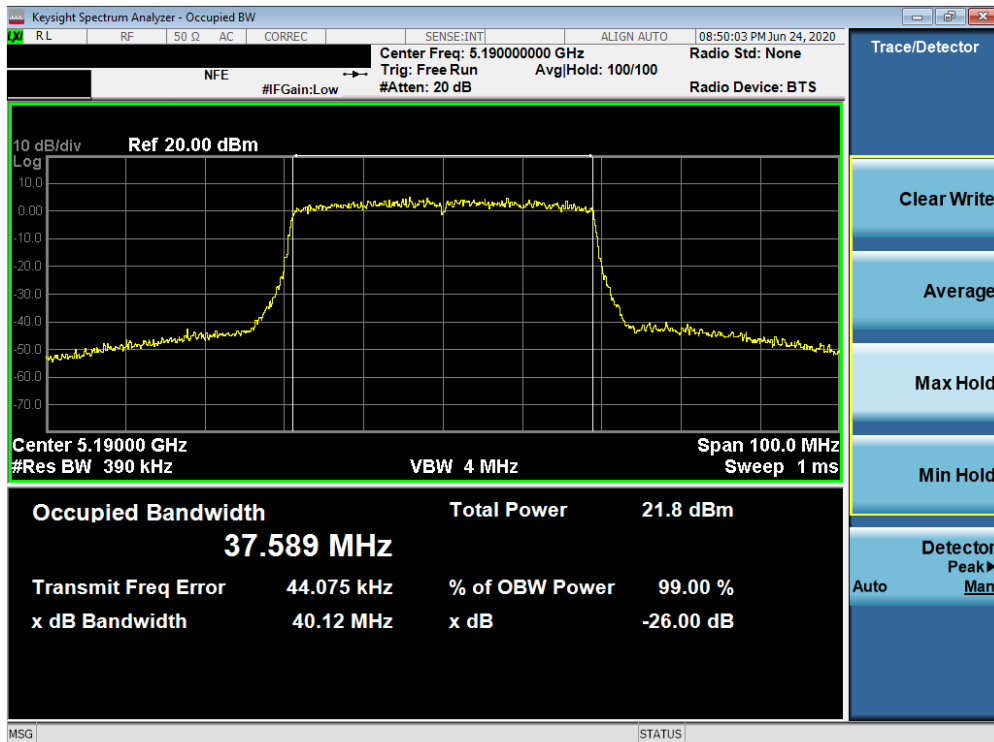


Plot 7-10. 26dB Bandwidth Plot SISO ANT1 (40MHz BW 802.11n (UNII Band 1) – Ch. 38)

FCC ID: A3LSMT978U		MEASUREMENT REPORT (CERTIFICATION)		Approved by: Quality Manager
Test Report S/N: 1M2004230075-08.A3L	Test Dates: 4/26 - 07/16/2020	EUT Type: Portable Tablet		Page 21 of 231

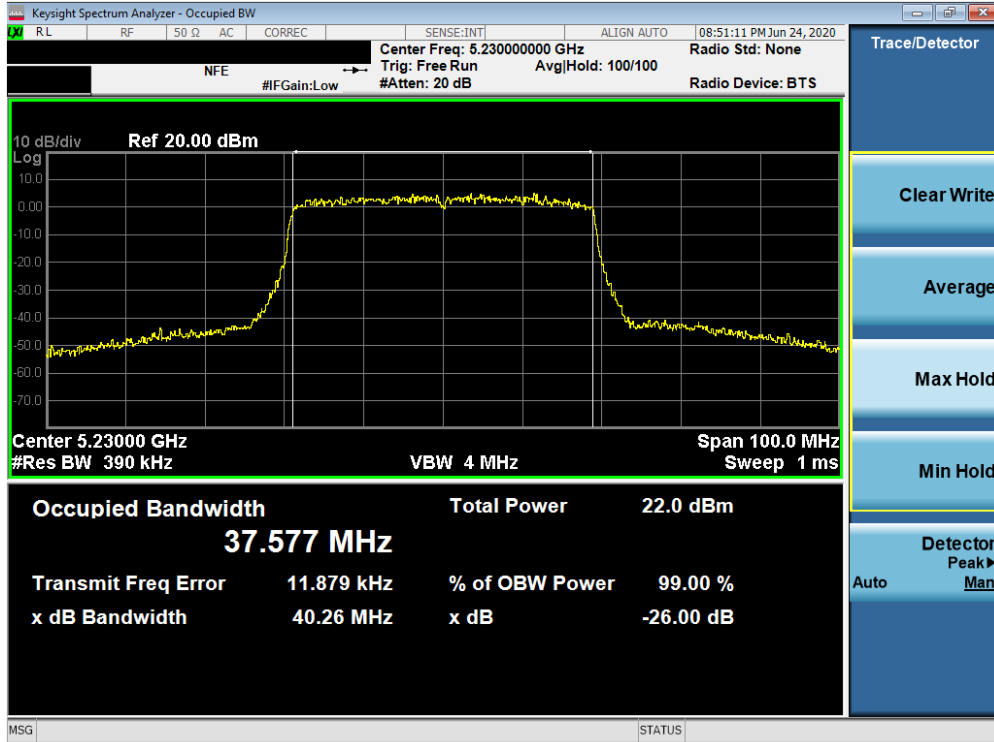


Plot 7-11. 26dB Bandwidth Plot SISO ANT1 (40MHz BW 802.11n (UNII Band 1) – Ch. 46)

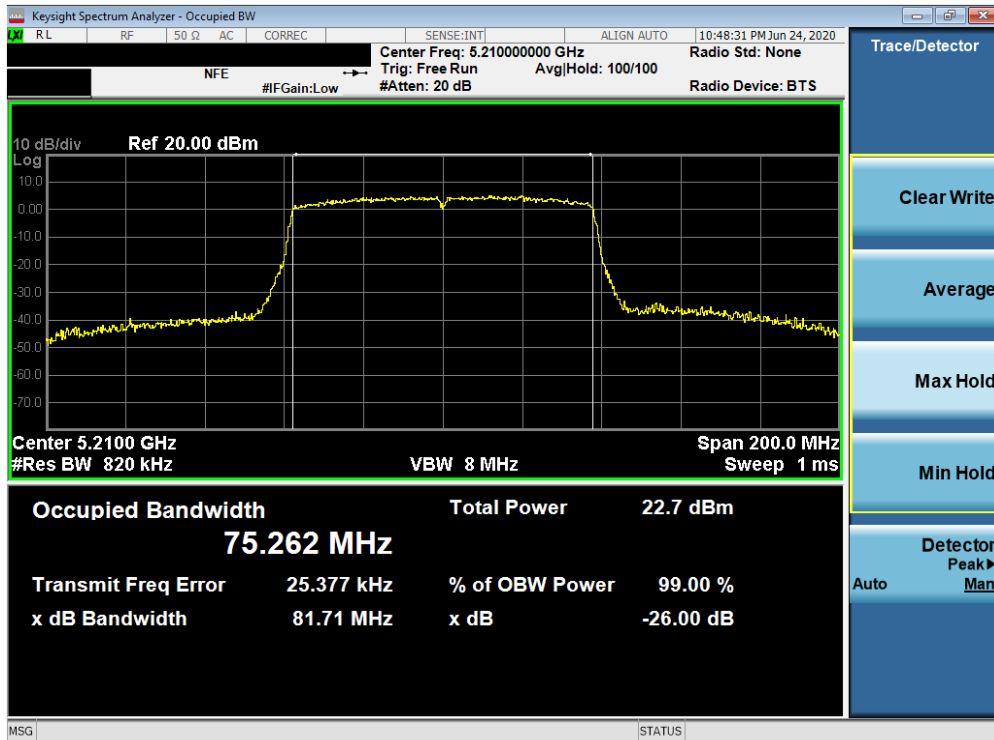


Plot 7-12. 26dB Bandwidth Plot SISO ANT1 (40MHz BW 802.11ax SU (UNII Band 1) – Ch. 38)

FCC ID: A3LSMT978U		MEASUREMENT REPORT (CERTIFICATION)		Approved by: Quality Manager
Test Report S/N: 1M2004230075-08.A3L	Test Dates: 4/26 - 07/16/2020	EUT Type: Portable Tablet		Page 22 of 231

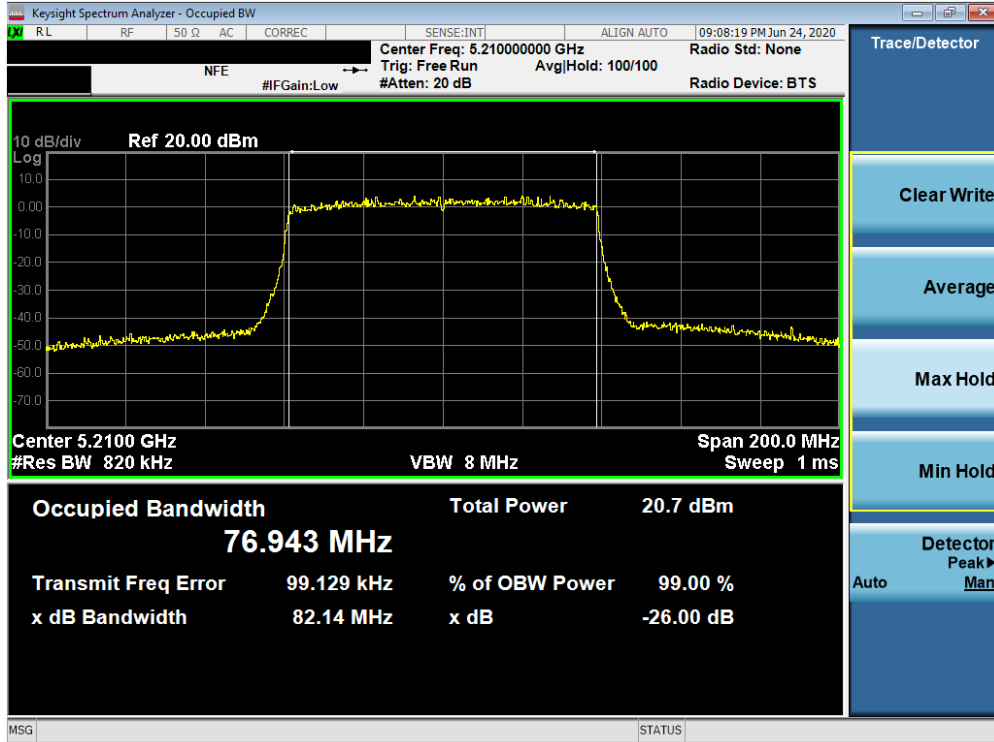


Plot 7-13. 26dB Bandwidth Plot SISO ANT1 (40MHz BW 802.11ax SU (UNII Band 1) – Ch. 46)

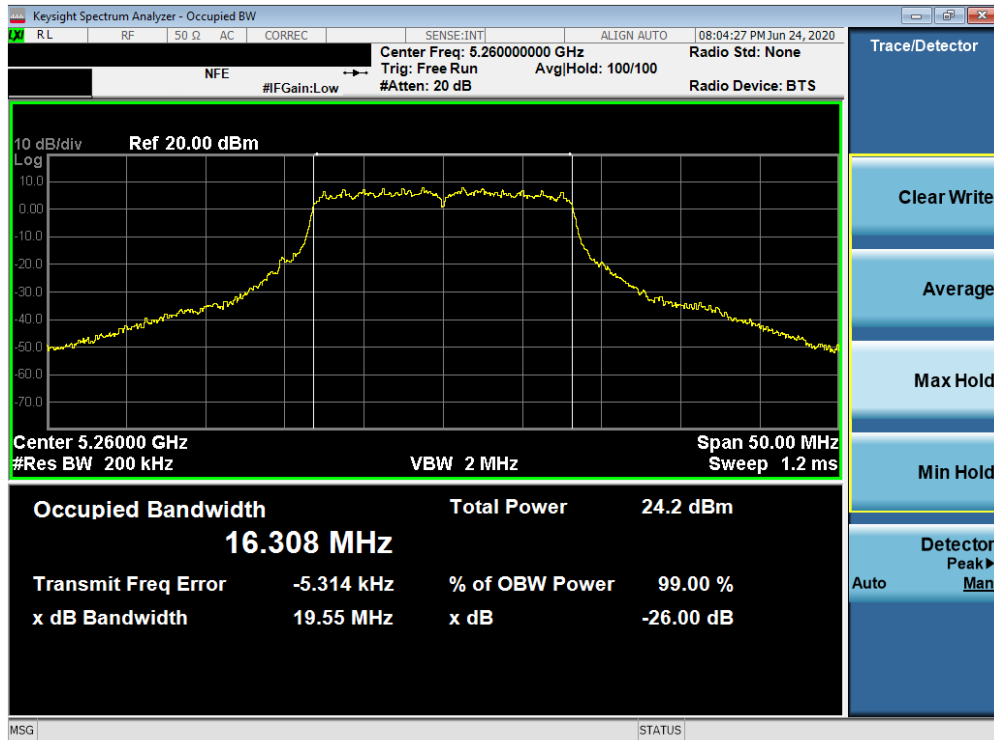


Plot 7-14. 26dB Bandwidth Plot SISO ANT1 (80MHz BW 802.11ac (UNII Band 1) – Ch. 42)

FCC ID: A3LSMT978U	PCTEST Proud to be part of element	MEASUREMENT REPORT (CERTIFICATION)		Approved by: Quality Manager
Test Report S/N: 1M2004230075-08.A3L	Test Dates: 4/26 - 07/16/2020	EUT Type: Portable Tablet		Page 23 of 231

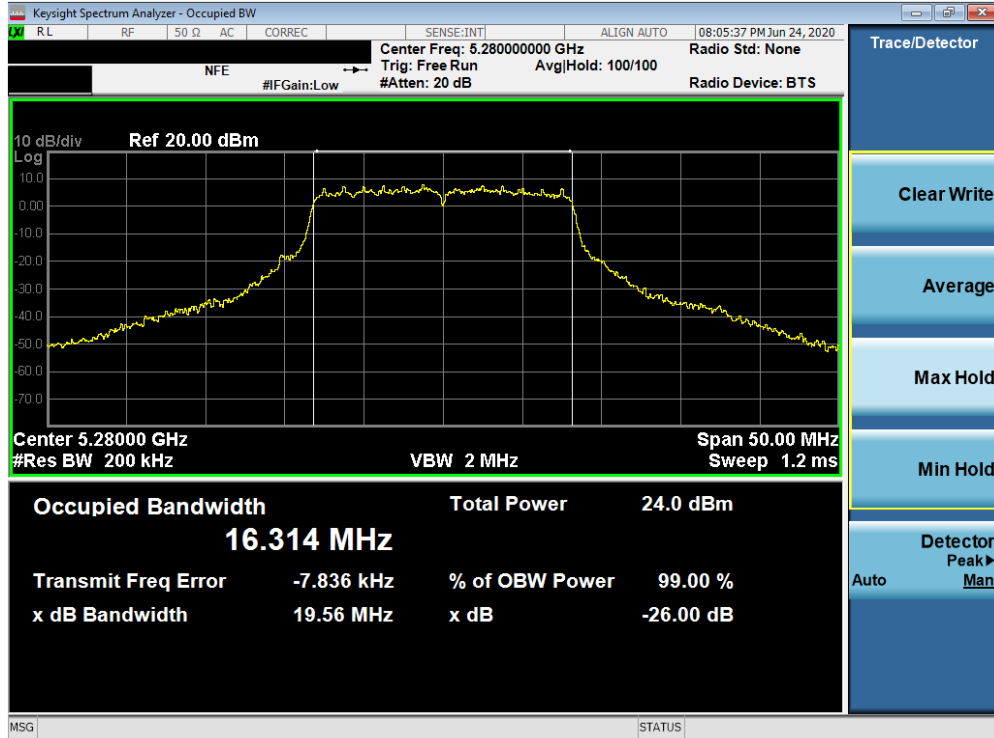


Plot 7-15. 26dB Bandwidth Plot SISO ANT1 (80MHz BW 802.11ax SU (UNII Band 1) – Ch. 42)

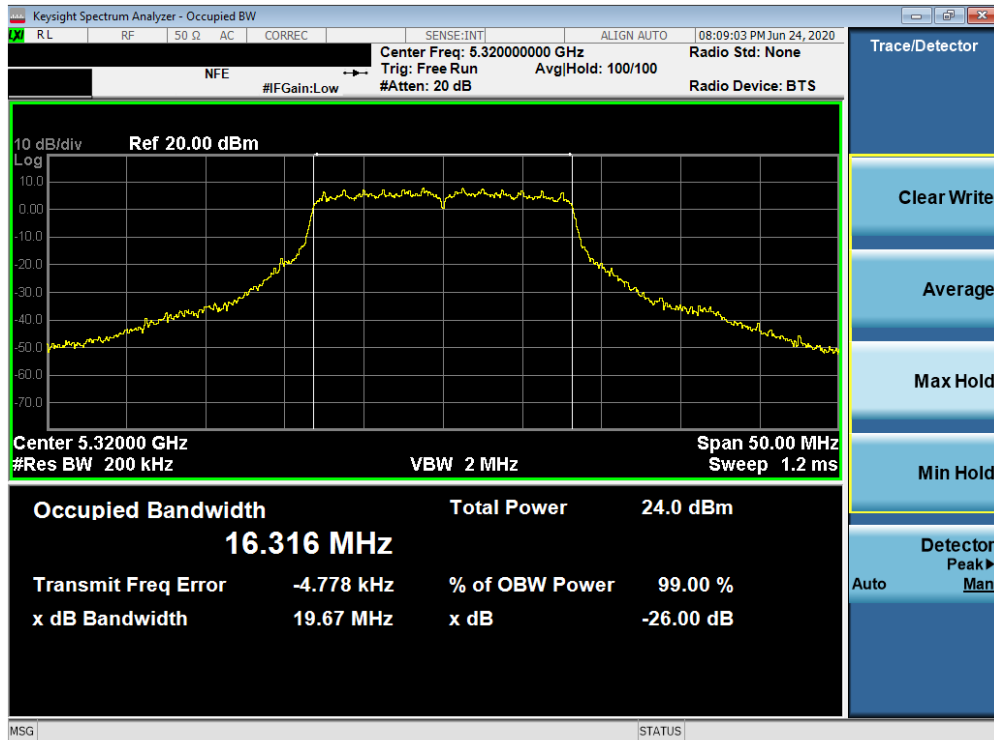


Plot 7-16. 26dB Bandwidth Plot SISO ANT1 (802.11a (UNII Band 2A) – Ch. 52)

FCC ID: A3LSMT978U		MEASUREMENT REPORT (CERTIFICATION)		Approved by: Quality Manager
Test Report S/N: 1M2004230075-08.A3L	Test Dates: 4/26 - 07/16/2020	EUT Type: Portable Tablet		Page 24 of 231

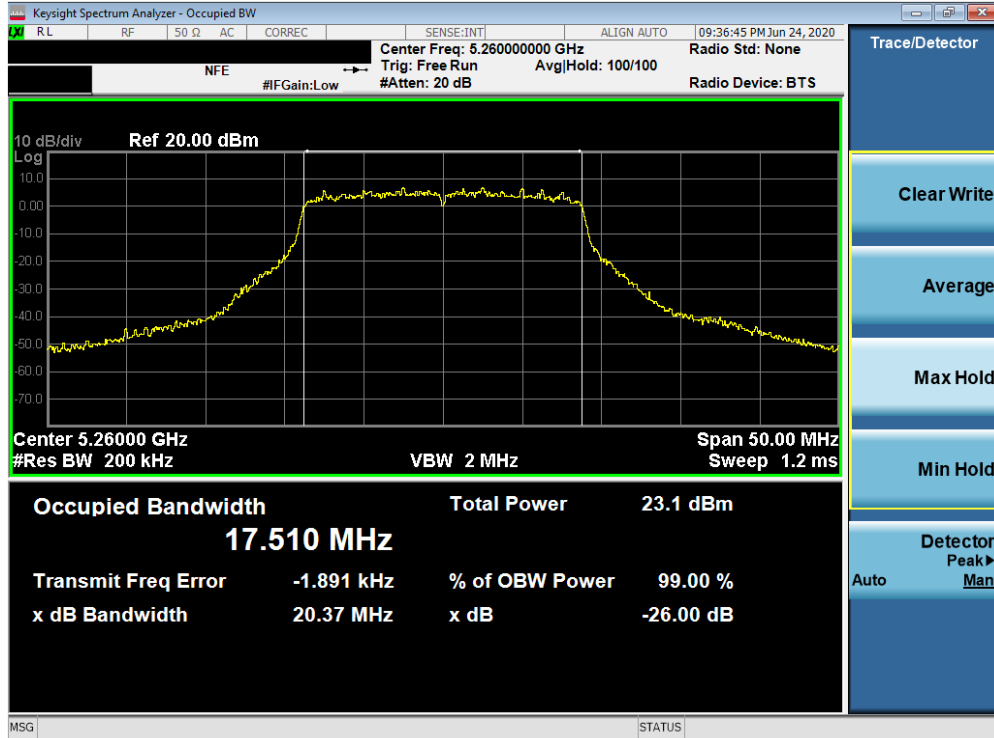


Plot 7-17. 26dB Bandwidth Plot SISO ANT1 (802.11a (UNII Band 2A) – Ch. 56)

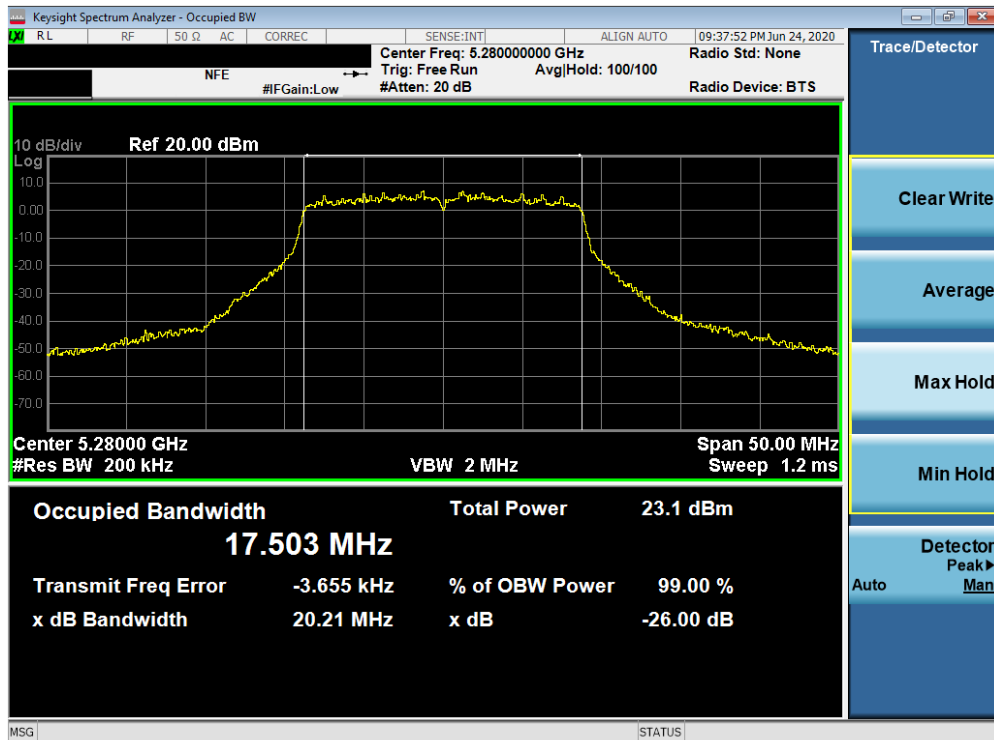


Plot 7-18. 26dB Bandwidth Plot SISO ANT1 (802.11a (UNII Band 2A) – Ch. 64)

FCC ID: A3LSMT978U		MEASUREMENT REPORT (CERTIFICATION)		Approved by: Quality Manager
Test Report S/N: 1M2004230075-08_A3L	Test Dates: 4/26 - 07/16/2020	EUT Type: Portable Tablet		Page 25 of 231

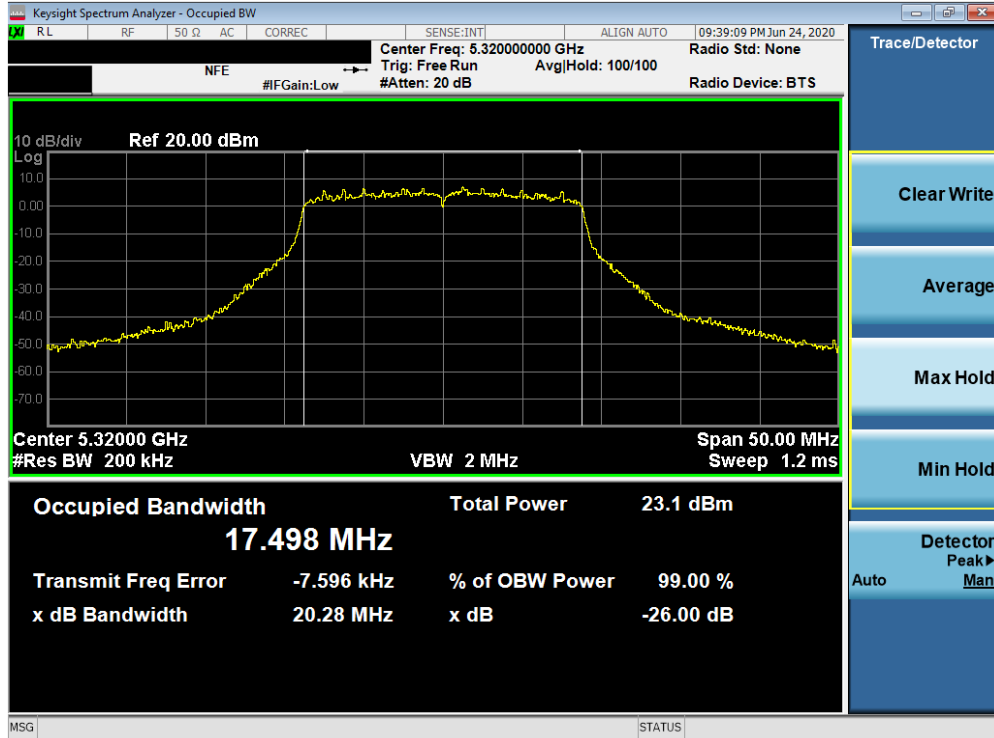


Plot 7-19. 26dB Bandwidth Plot SISO ANT1 (20MHz BW 802.11n (UNII Band 2A) – Ch. 52)

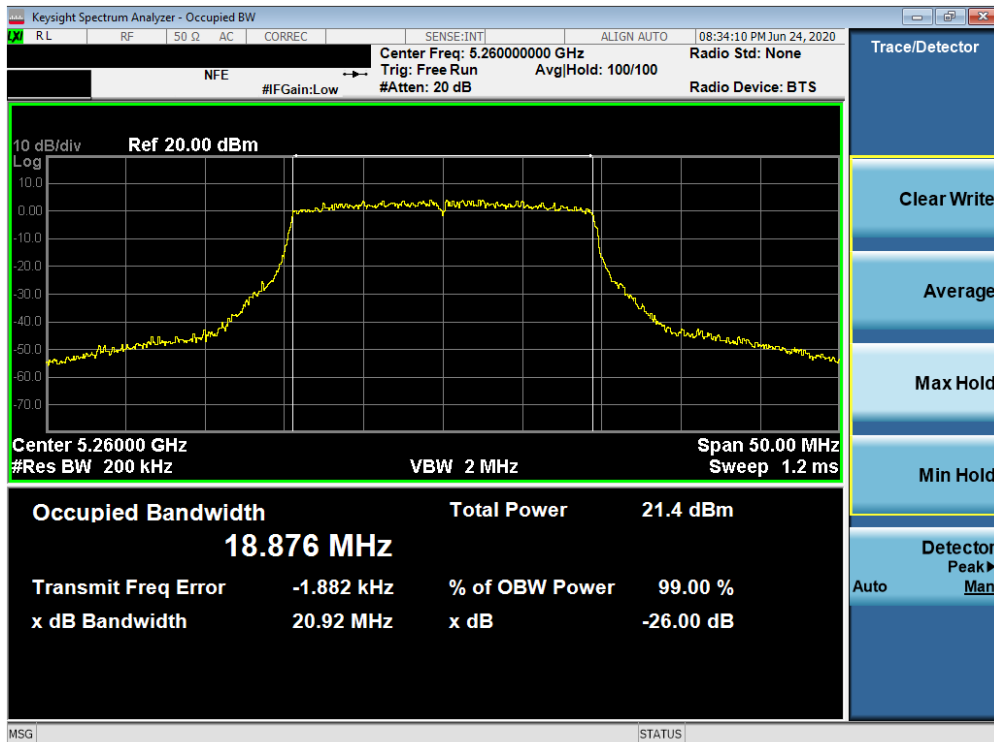


Plot 7-20. 26dB Bandwidth Plot SISO ANT1 (20MHz BW 802.11n (UNII Band 2A) – Ch. 56)



FCC ID: A3LSMT978U		MEASUREMENT REPORT (CERTIFICATION)		Approved by: Quality Manager
Test Report S/N: 1M2004230075-08.A3L	Test Dates: 4/26 - 07/16/2020	EUT Type: Portable Tablet		Page 26 of 231

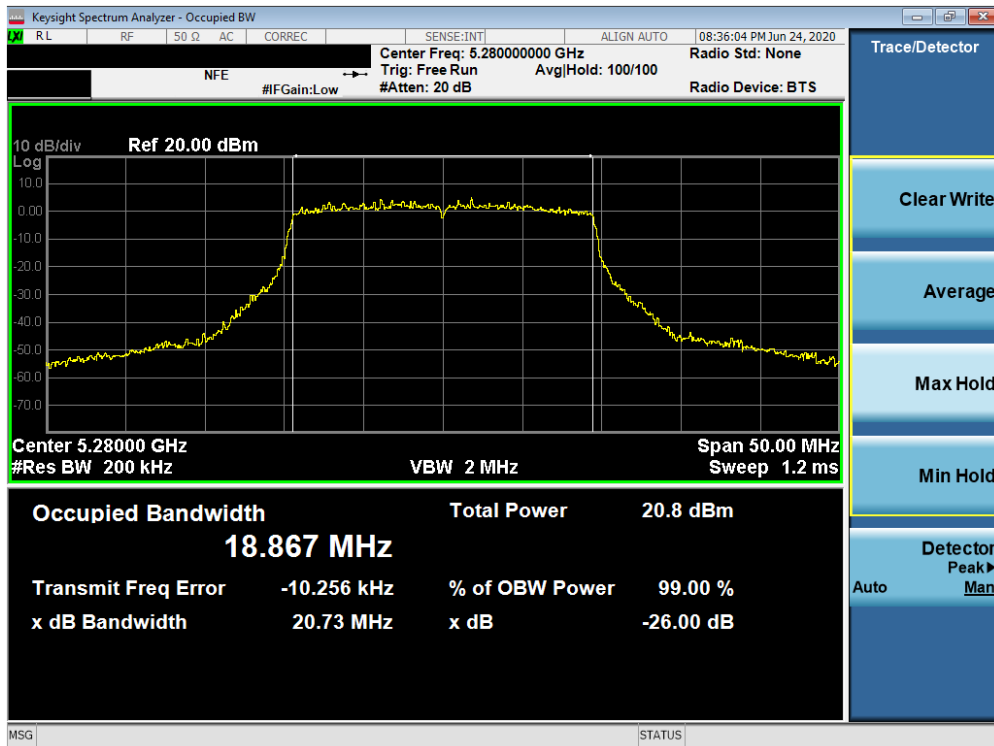


Plot 7-21. 26dB Bandwidth Plot SISO ANT1 (20MHz BW 802.11n (UNII Band 2A) – Ch. 64)

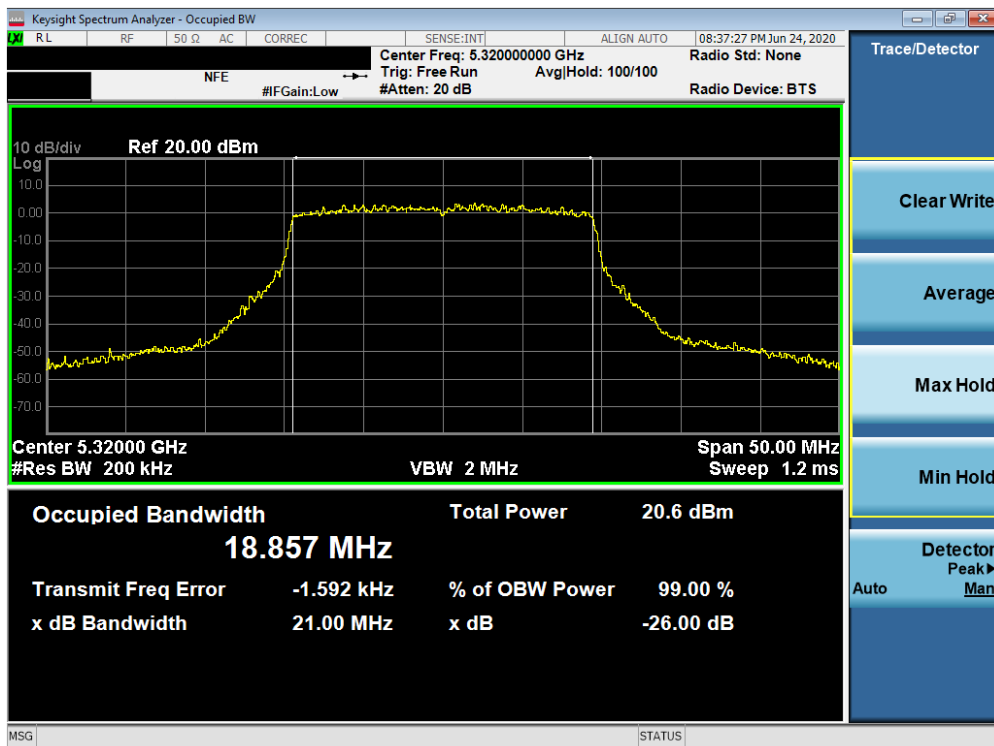


Plot 7-22. 26dB Bandwidth Plot SISO ANT1 (20MHz BW 802.11ax SU (UNII Band 2A) – Ch. 52)

FCC ID: A3LSMT978U		MEASUREMENT REPORT (CERTIFICATION)		Approved by: Quality Manager
Test Report S/N: 1M2004230075-08.A3L	Test Dates: 4/26 - 07/16/2020	EUT Type: Portable Tablet		Page 27 of 231

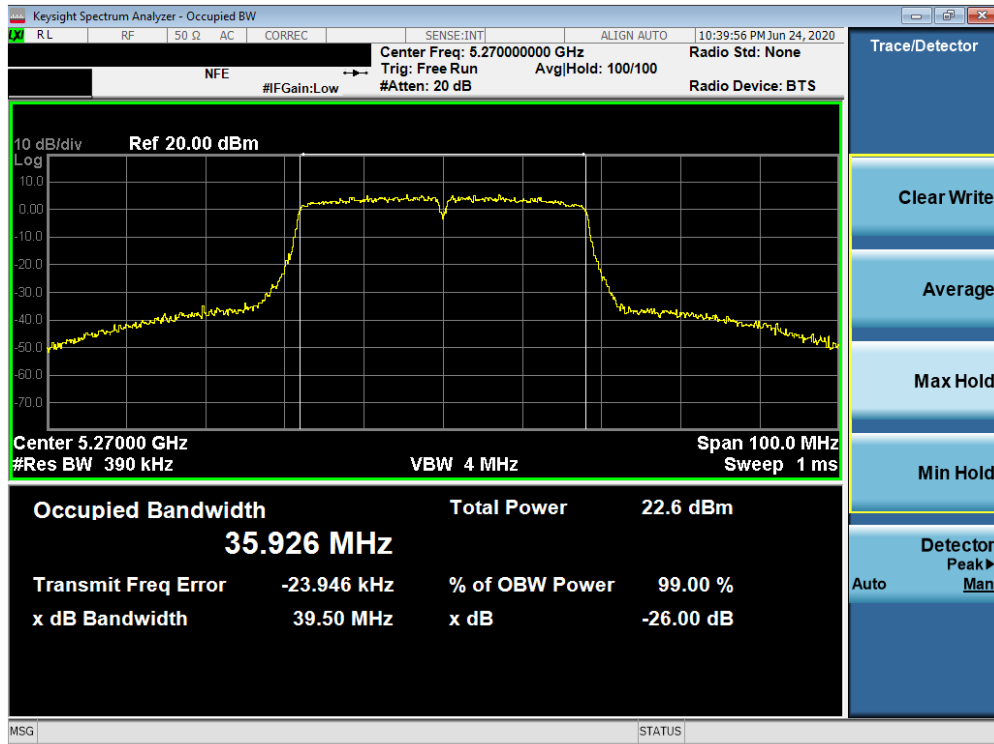


Plot 7-23. 26dB Bandwidth Plot SISO ANT1 (20MHz BW 802.11ax SU (UNII Band 2A) – Ch. 56)

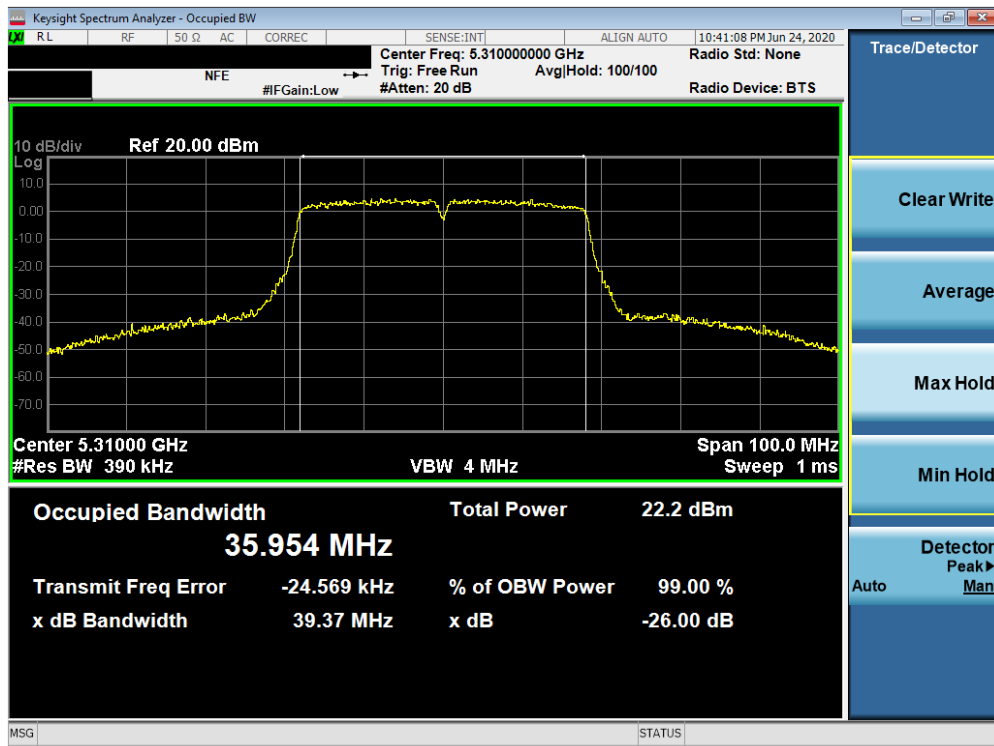


Plot 7-24. 26dB Bandwidth Plot SISO ANT1 (20MHz BW 802.11ax SU (UNII Band 2A) – Ch. 64)

FCC ID: A3LSMT978U		MEASUREMENT REPORT (CERTIFICATION)		Approved by: Quality Manager
Test Report S/N: 1M2004230075-08_A3L	Test Dates: 4/26 - 07/16/2020	EUT Type: Portable Tablet		Page 28 of 231

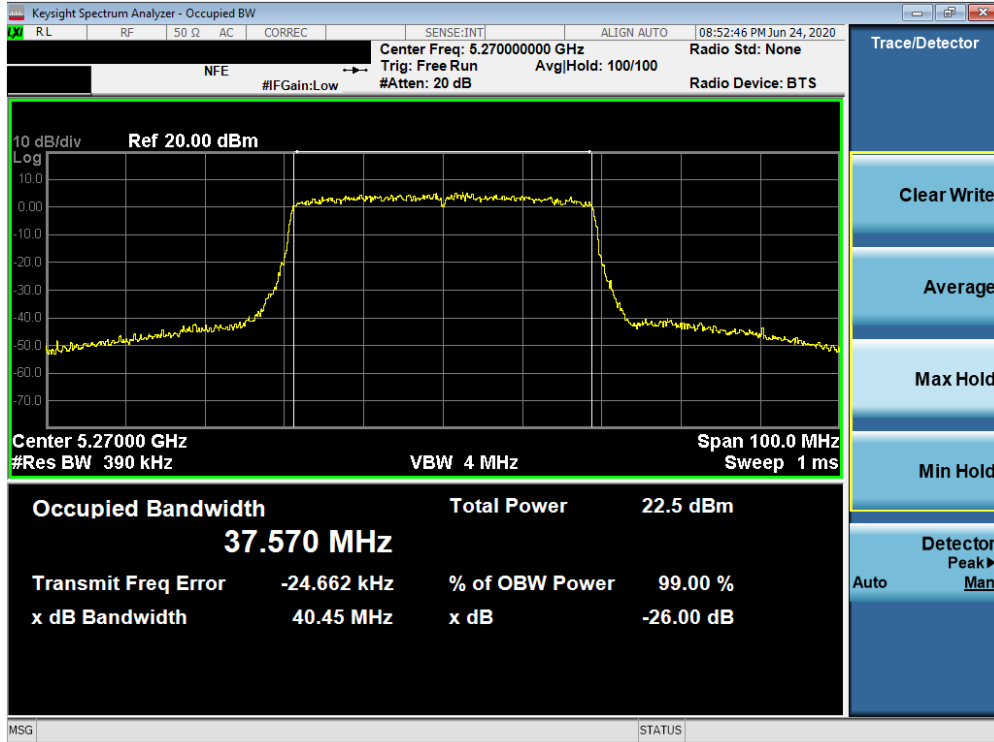


Plot 7-25. 26dB Bandwidth Plot SISO ANT1 (40MHz BW 802.11n (UNII Band 2A) – Ch. 54)

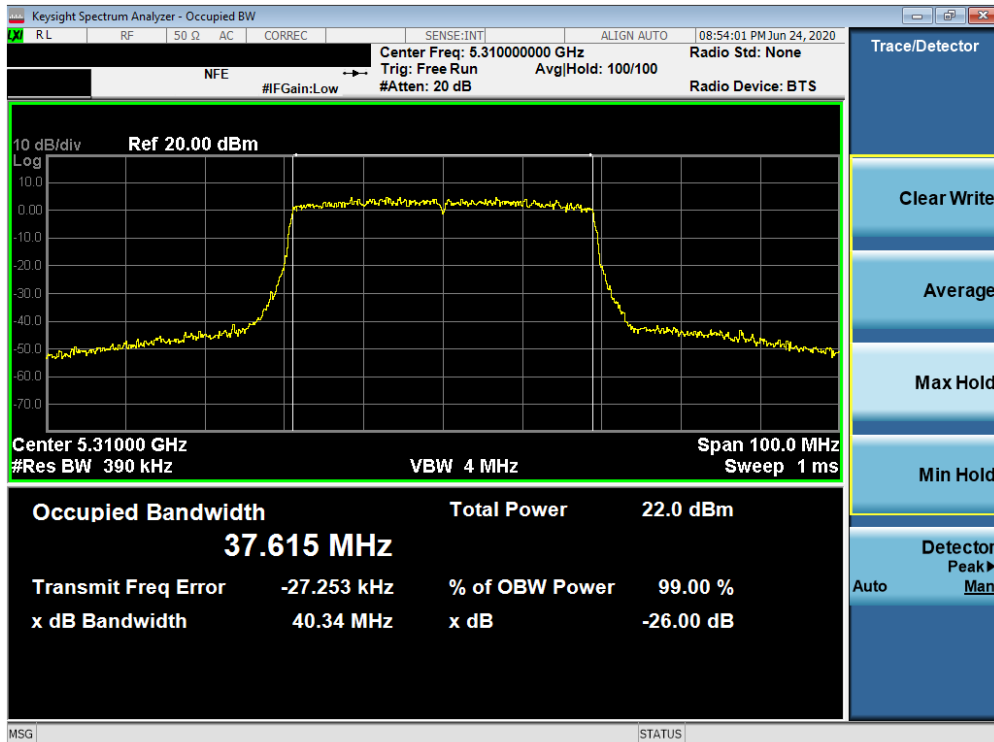


Plot 7-26. 26dB Bandwidth Plot SISO ANT1 (40MHz BW 802.11n (UNII Band 2A) – Ch. 62)


FCC ID: A3LSMT978U		MEASUREMENT REPORT (CERTIFICATION)		Approved by: Quality Manager
Test Report S/N: 1M2004230075-08_A3L	Test Dates: 4/26 - 07/16/2020	EUT Type: Portable Tablet		Page 29 of 231

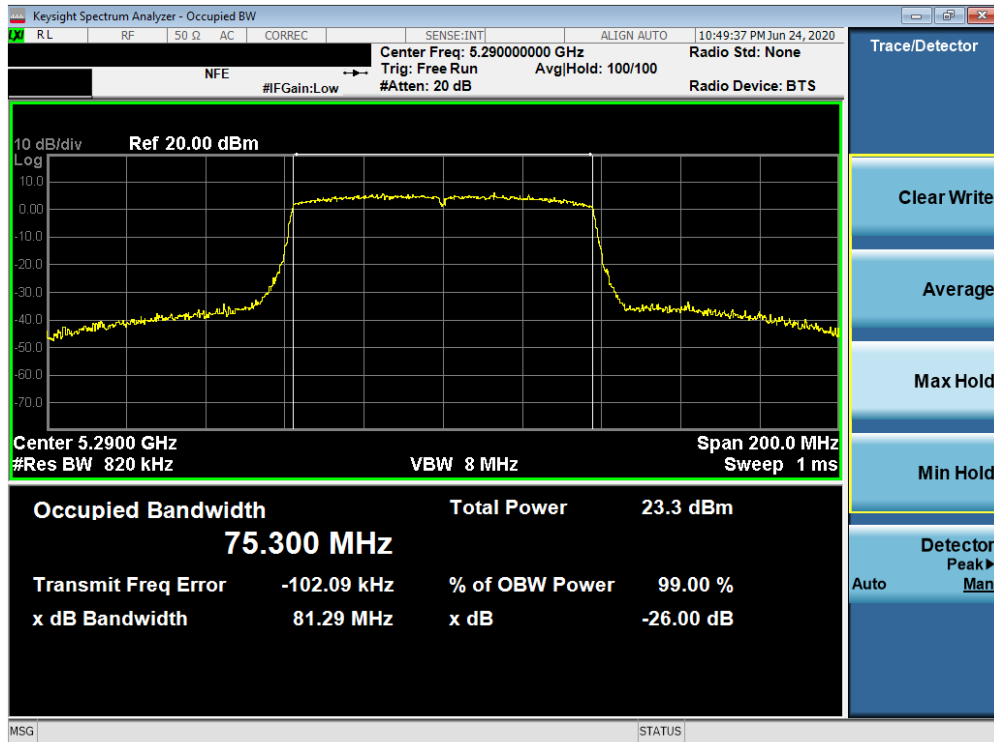


Plot 7-27. 26dB Bandwidth Plot SISO ANT1 (40MHz BW 802.11ax SU (UNII Band 2A) – Ch. 54)

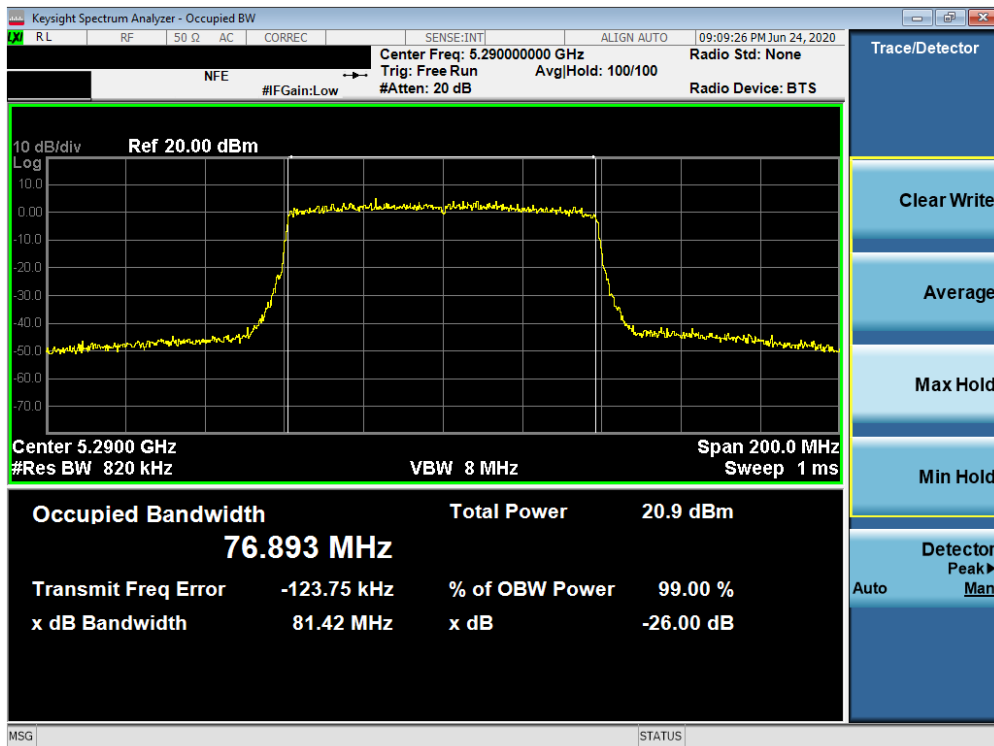


Plot 7-28. 26dB Bandwidth Plot SISO ANT1 (40MHz BW 802.11ax SU (UNII Band 2A) – Ch. 62)


FCC ID: A3LSMT978U		MEASUREMENT REPORT (CERTIFICATION)		Approved by: Quality Manager
Test Report S/N: 1M2004230075-08_A3L	Test Dates: 4/26 - 07/16/2020	EUT Type: Portable Tablet		Page 30 of 231

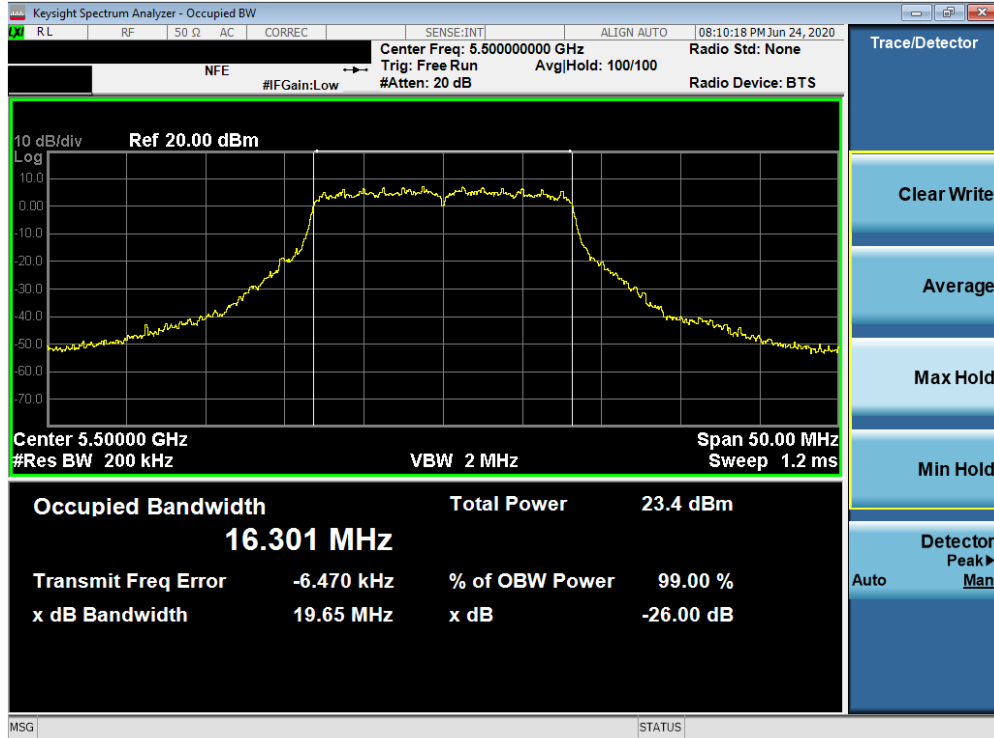


Plot 7-29. 26dB Bandwidth Plot SISO ANT1 (80MHz BW 802.11ac (UNII Band 2A) – Ch. 58)

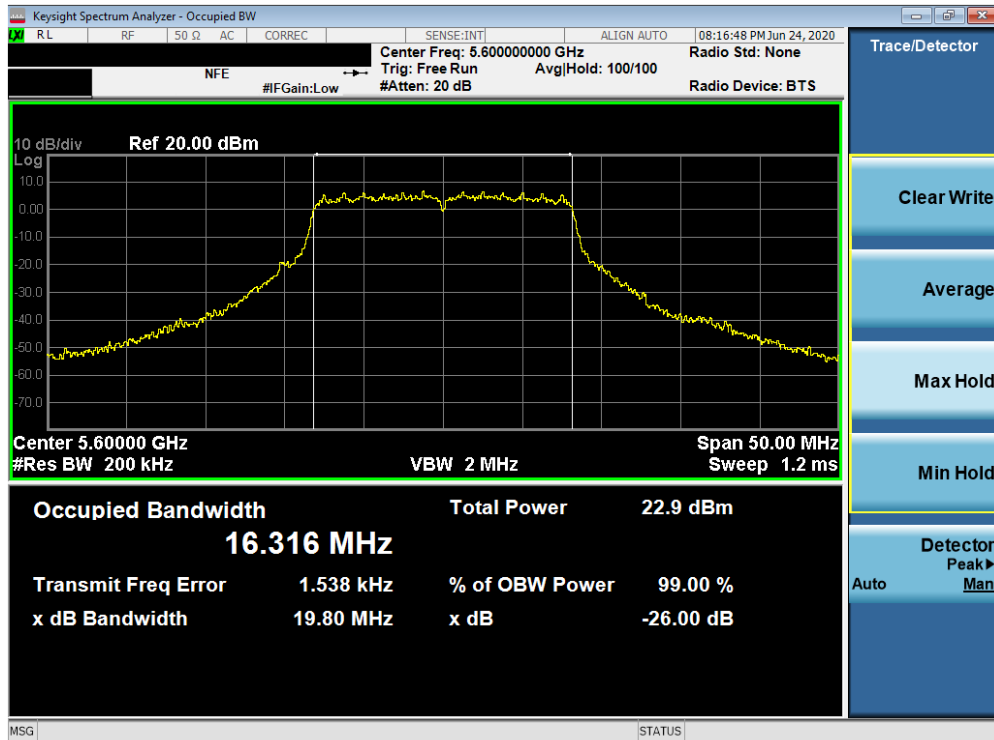


Plot 7-30. 26dB Bandwidth Plot SISO ANT1 (80MHz BW 802.11ax SU (UNII Band 2A) – Ch. 58)

FCC ID: A3LSMT978U		MEASUREMENT REPORT (CERTIFICATION)		Approved by: Quality Manager
Test Report S/N: 1M2004230075-08_A3L	Test Dates: 4/26 - 07/16/2020	EUT Type: Portable Tablet		Page 31 of 231

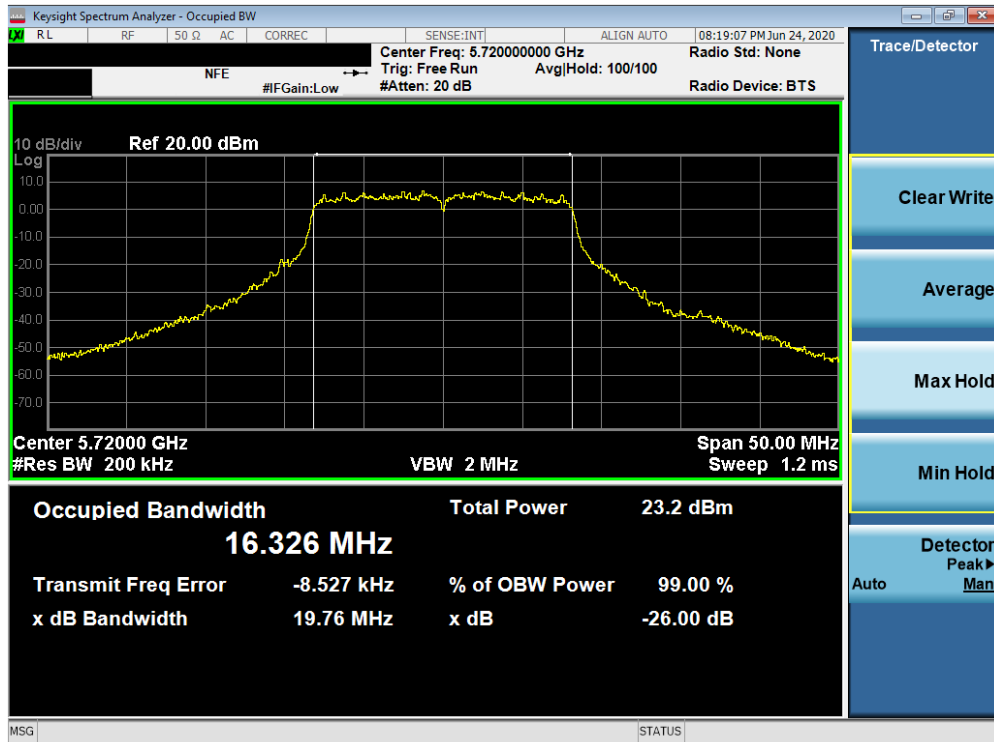


Plot 7-31. 26dB Bandwidth Plot SISO ANT1 (802.11a (UNII Band 2C) – Ch. 100)

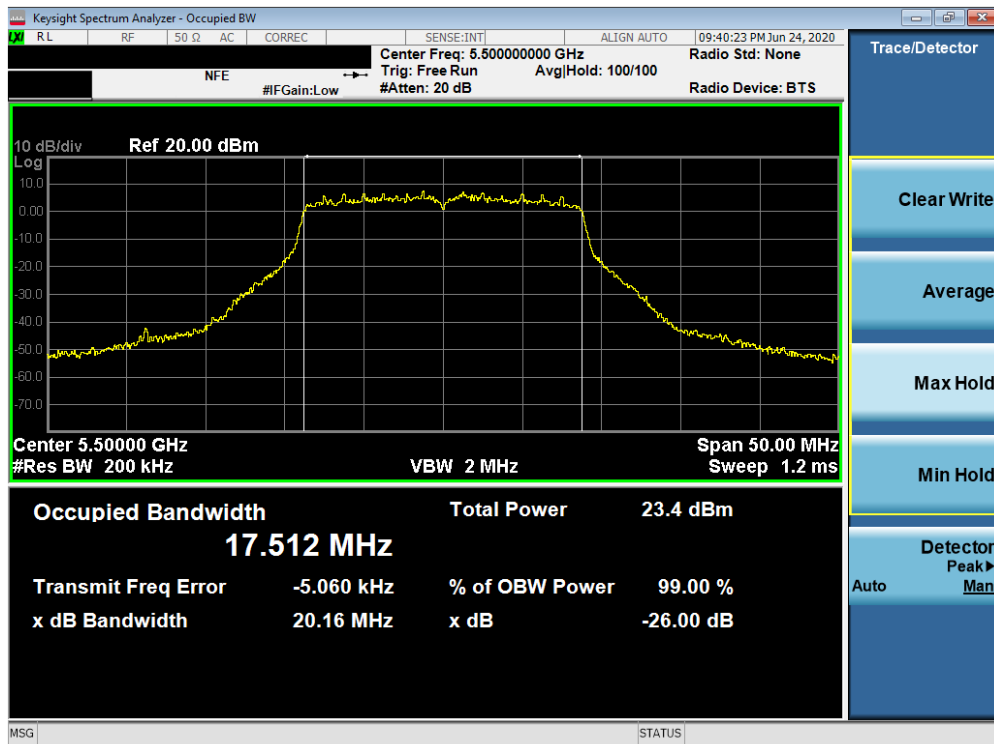


Plot 7-32. 26dB Bandwidth Plot SISO ANT1 (802.11a (UNII Band 2C) – Ch. 120)

FCC ID: A3LSMT978U		MEASUREMENT REPORT (CERTIFICATION)		Approved by: Quality Manager
Test Report S/N: 1M2004230075-08.A3L	Test Dates: 4/26 - 07/16/2020	EUT Type: Portable Tablet		Page 32 of 231

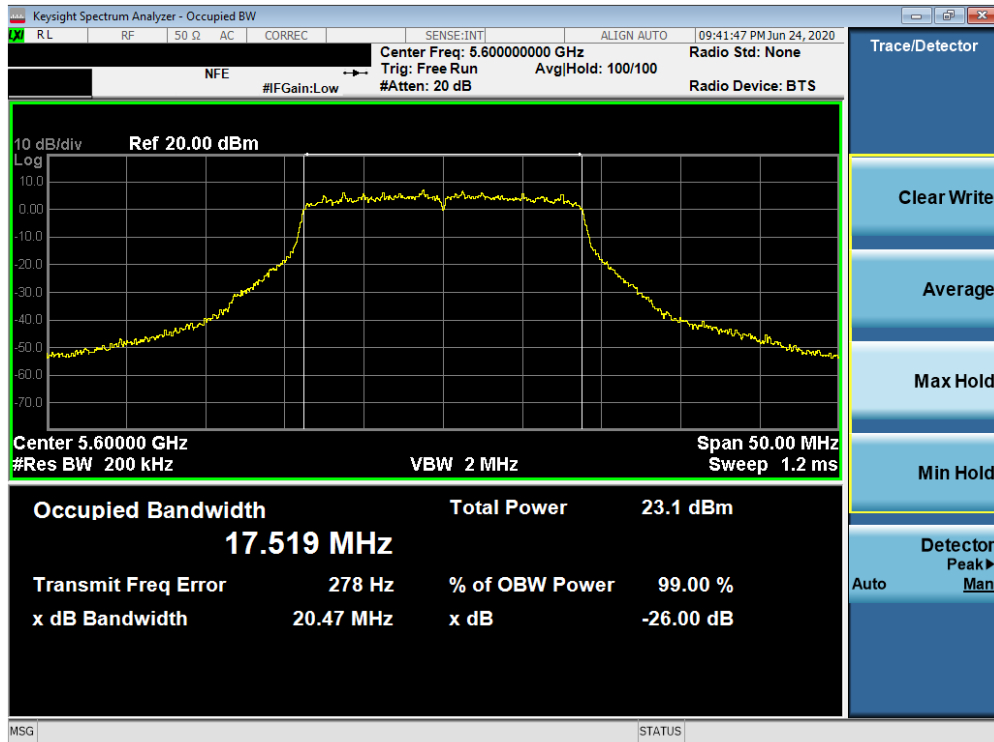


Plot 7-33. 26dB Bandwidth Plot SISO ANT1 (802.11a (UNII Band 2C) – Ch. 144)

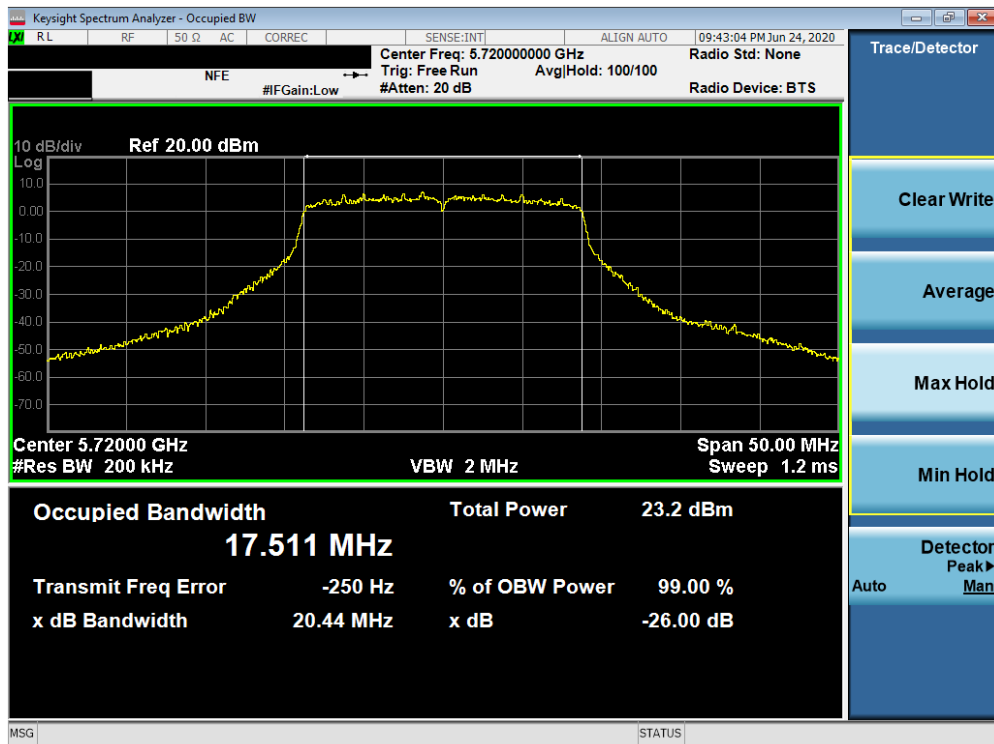


Plot 7-34. 26dB Bandwidth Plot SISO ANT1 (20MHz BW 802.11n (UNII Band 2C) – Ch. 100)

FCC ID: A3LSMT978U		MEASUREMENT REPORT (CERTIFICATION)		Approved by: Quality Manager
Test Report S/N: 1M2004230075-08_A3L	Test Dates: 4/26 - 07/16/2020	EUT Type: Portable Tablet		Page 33 of 231

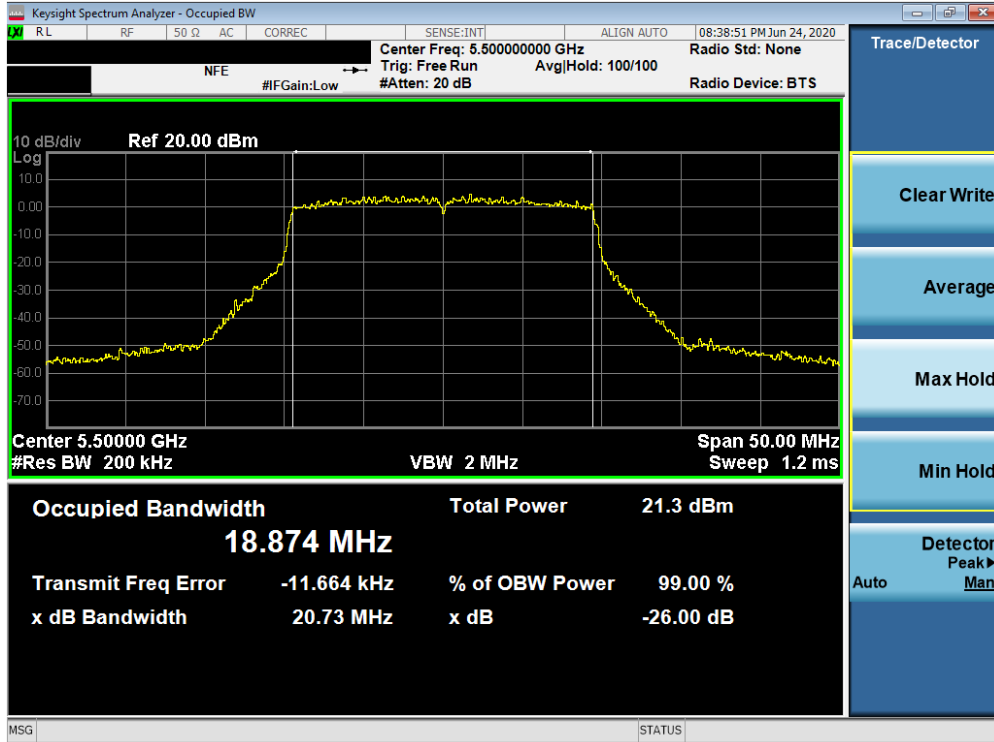


Plot 7-35. 26dB Bandwidth Plot SISO ANT1 (20MHz BW 802.11n (UNII Band 2C) – Ch. 120)

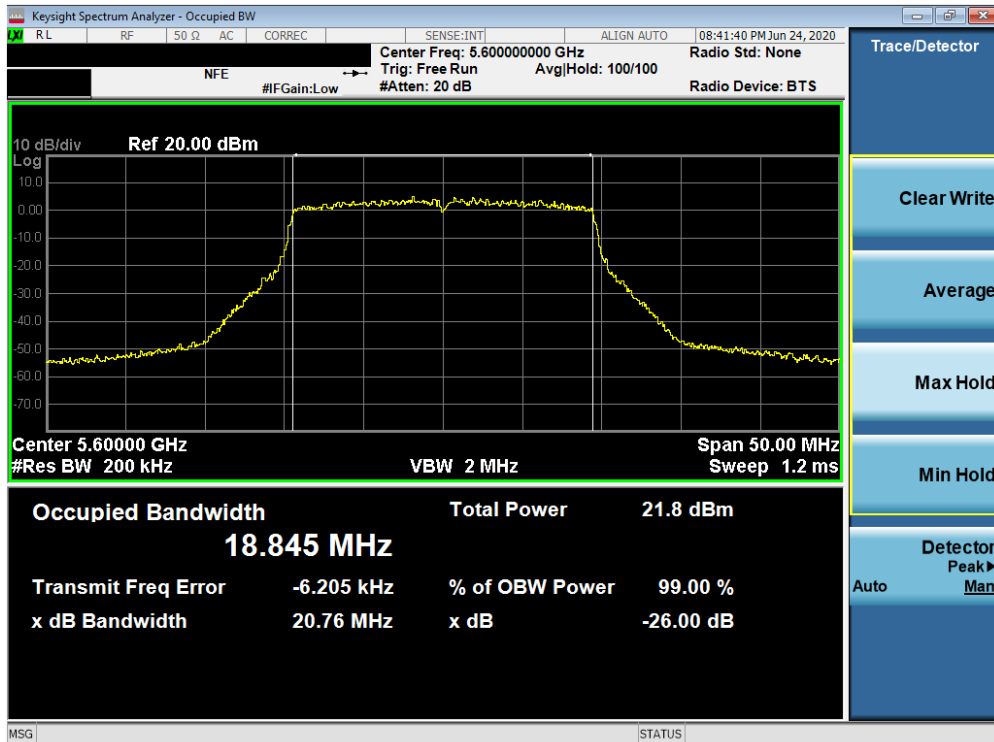


Plot 7-36. 26dB Bandwidth Plot SISO ANT1 (20MHz BW 802.11n (UNII Band 2C) – Ch. 144)

FCC ID: A3LSMT978U		MEASUREMENT REPORT (CERTIFICATION)		Approved by: Quality Manager
Test Report S/N: 1M2004230075-08_A3L	Test Dates: 4/26 - 07/16/2020	EUT Type: Portable Tablet		Page 34 of 231

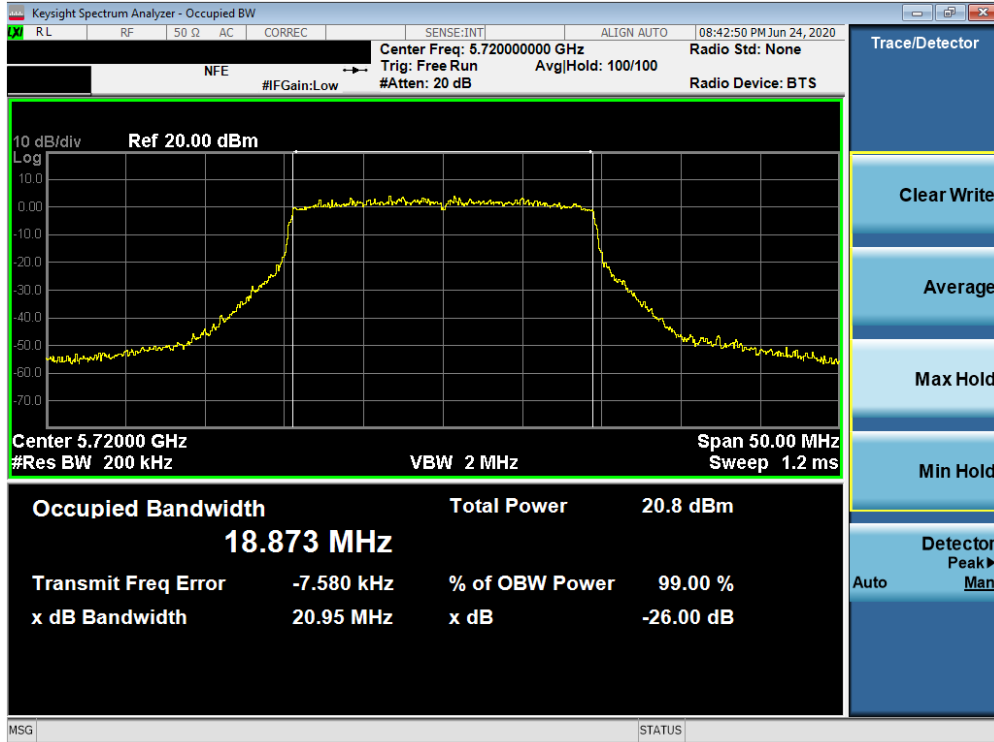


Plot 7-37. 26dB Bandwidth Plot SISO ANT1 (20MHz BW 802.11ax SU (UNII Band 2C) – Ch. 100)

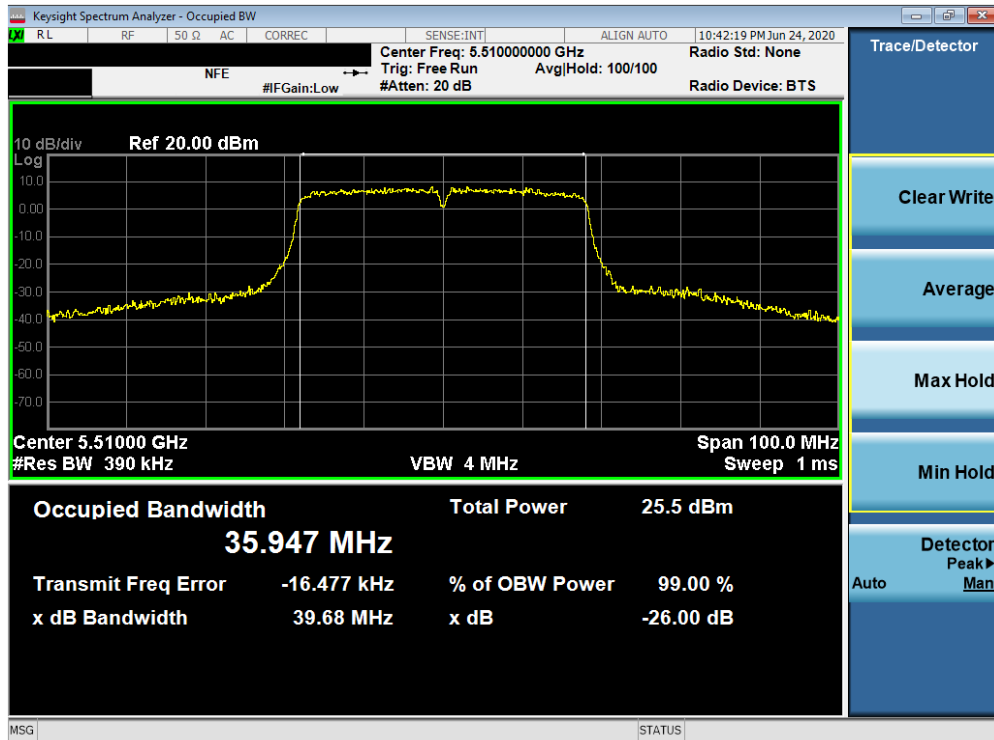


Plot 7-38. 26dB Bandwidth Plot SISO ANT1 (20MHz BW 802.11ax SU (UNII Band 2C) – Ch. 120)

FCC ID: A3LSMT978U		MEASUREMENT REPORT (CERTIFICATION)		Approved by: Quality Manager
Test Report S/N: 1M2004230075-08_A3L	Test Dates: 4/26 - 07/16/2020	EUT Type: Portable Tablet		Page 35 of 231

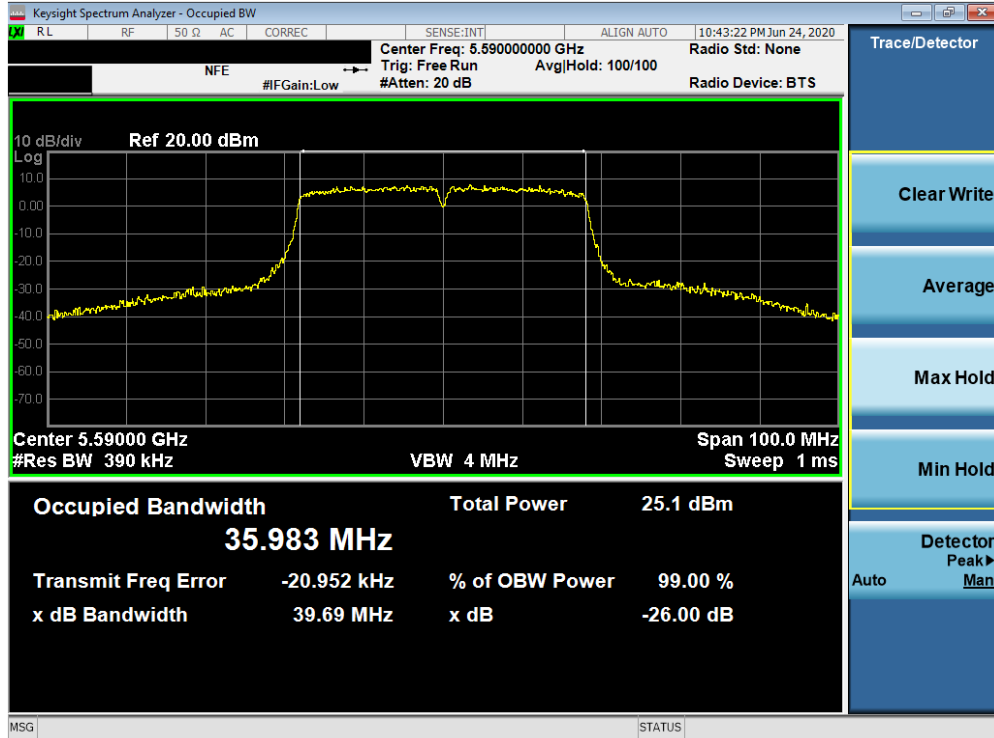


Plot 7-39. 26dB Bandwidth Plot SISO ANT1 (20MHz BW 802.11ax SU (UNII Band 2C) – Ch. 144)

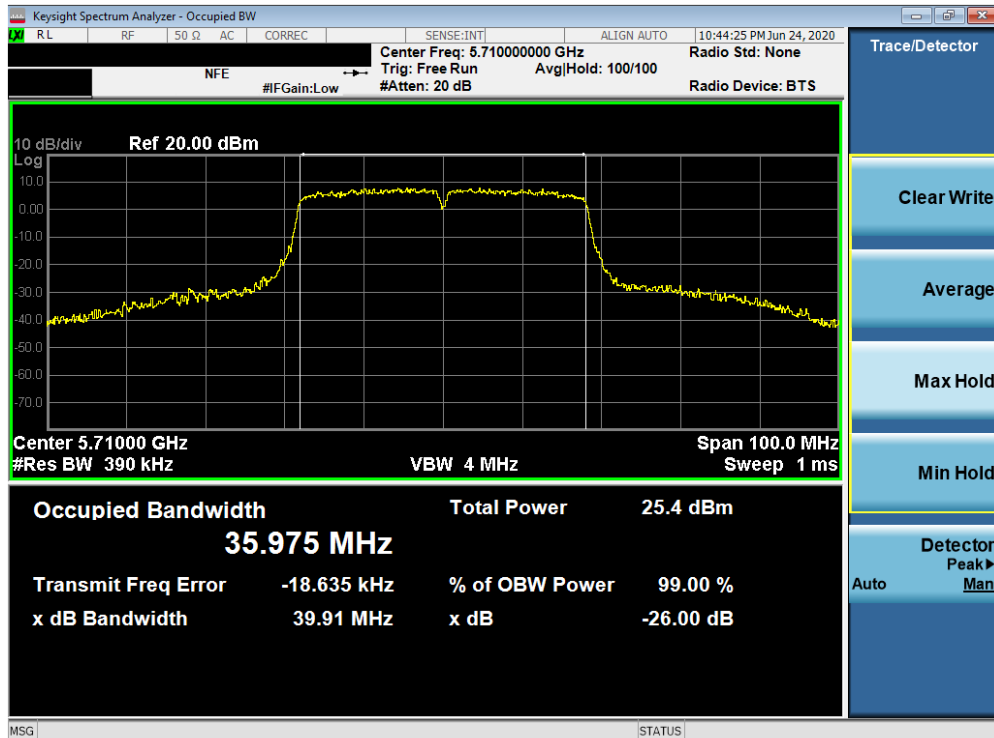


Plot 7-40. 26dB Bandwidth Plot SISO ANT1 (40MHz BW 802.11n (UNII Band 2C) – Ch. 102)


FCC ID: A3LSMT978U		MEASUREMENT REPORT (CERTIFICATION)		Approved by: Quality Manager
Test Report S/N: 1M2004230075-08.A3L	Test Dates: 4/26 - 07/16/2020	EUT Type: Portable Tablet		Page 36 of 231

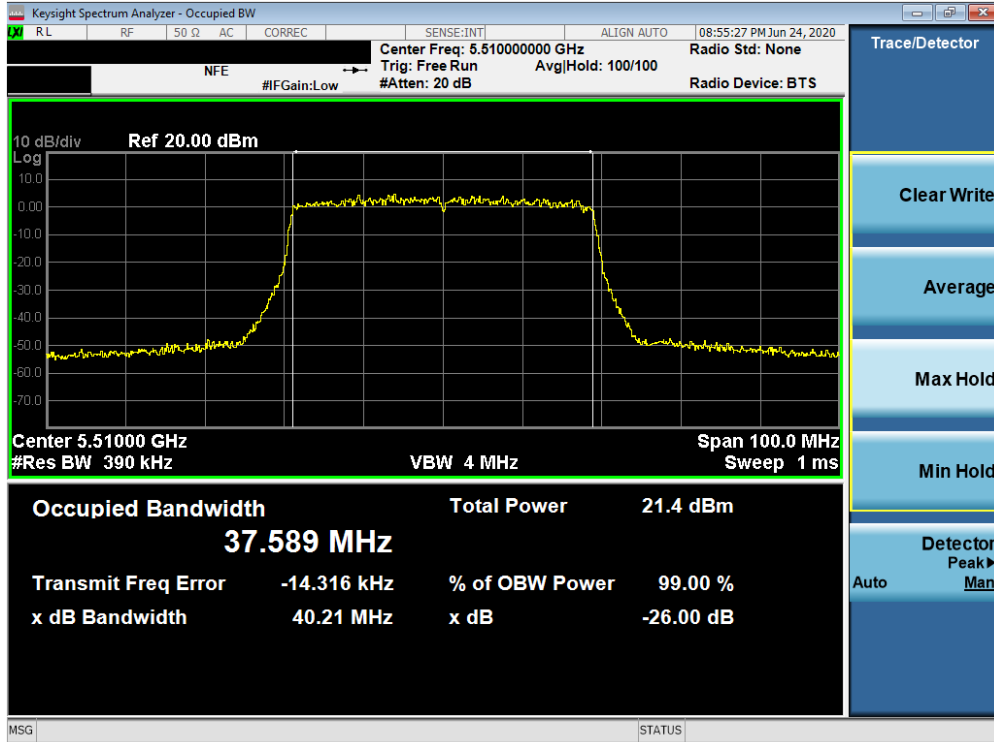


Plot 7-41. 26dB Bandwidth Plot SISO ANT1 (40MHz BW 802.11n (UNII Band 2C) – Ch. 118)

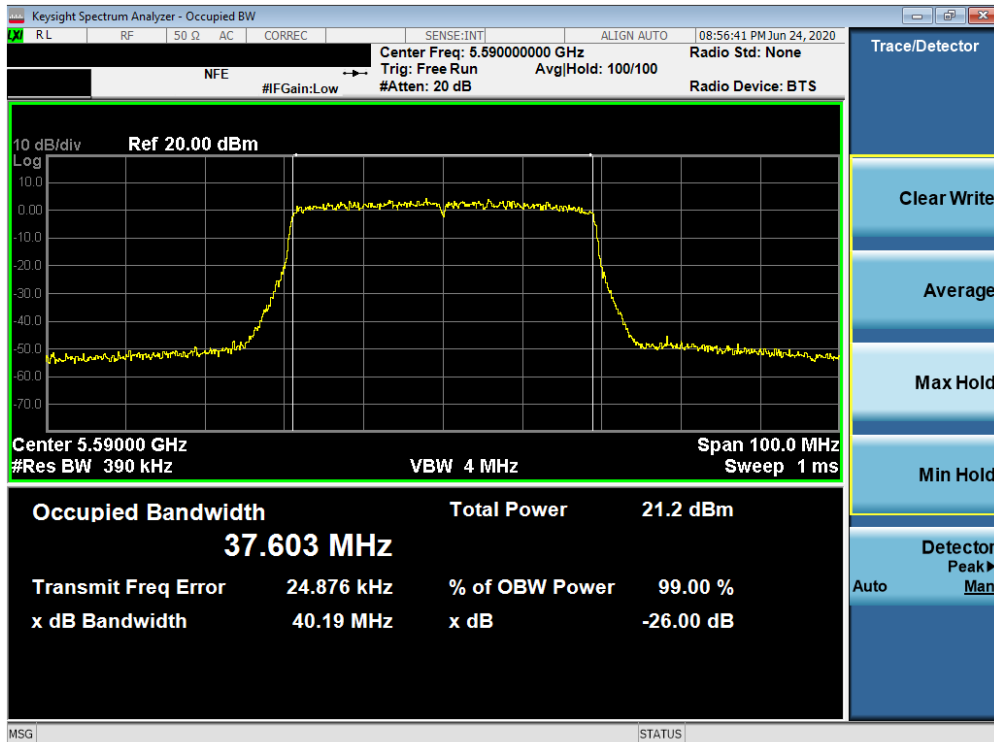


Plot 7-42. 26dB Bandwidth Plot SISO ANT1 (40MHz BW 802.11n (UNII Band 2C) – Ch. 142)

FCC ID: A3LSMT978U		MEASUREMENT REPORT (CERTIFICATION)		Approved by: Quality Manager
Test Report S/N: 1M2004230075-08.A3L	Test Dates: 4/26 - 07/16/2020	EUT Type: Portable Tablet		Page 37 of 231

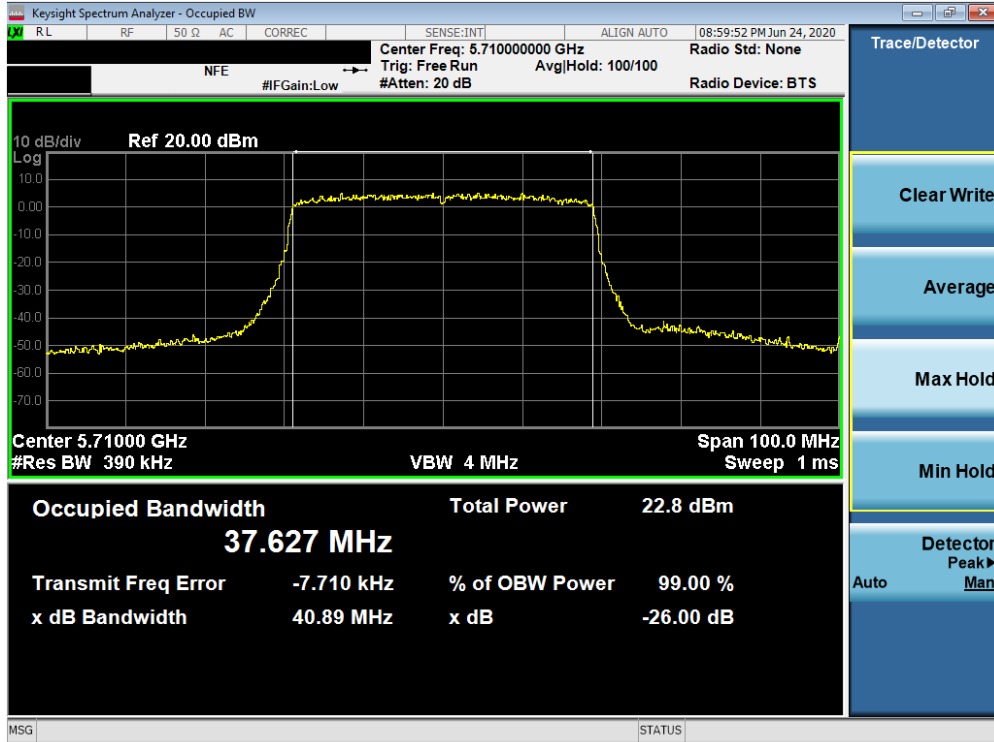


Plot 7-43. 26dB Bandwidth Plot SISO ANT1 (40MHz BW 802.11ax SU (UNII Band 2C) – Ch. 102)

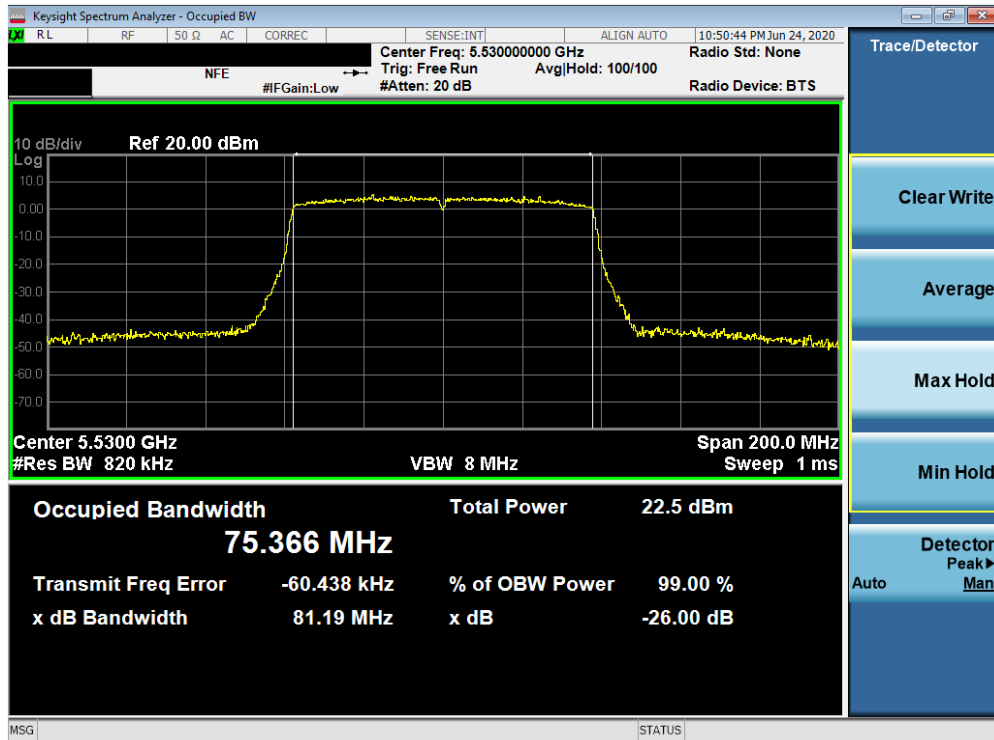


Plot 7-44. 26dB Bandwidth Plot SISO ANT1 (40MHz BW 802.11ax SU (UNII Band 2C) – Ch. 118)

FCC ID: A3LSMT978U		MEASUREMENT REPORT (CERTIFICATION)		Approved by: Quality Manager
Test Report S/N: 1M2004230075-08_A3L	Test Dates: 4/26 - 07/16/2020	EUT Type: Portable Tablet		Page 38 of 231

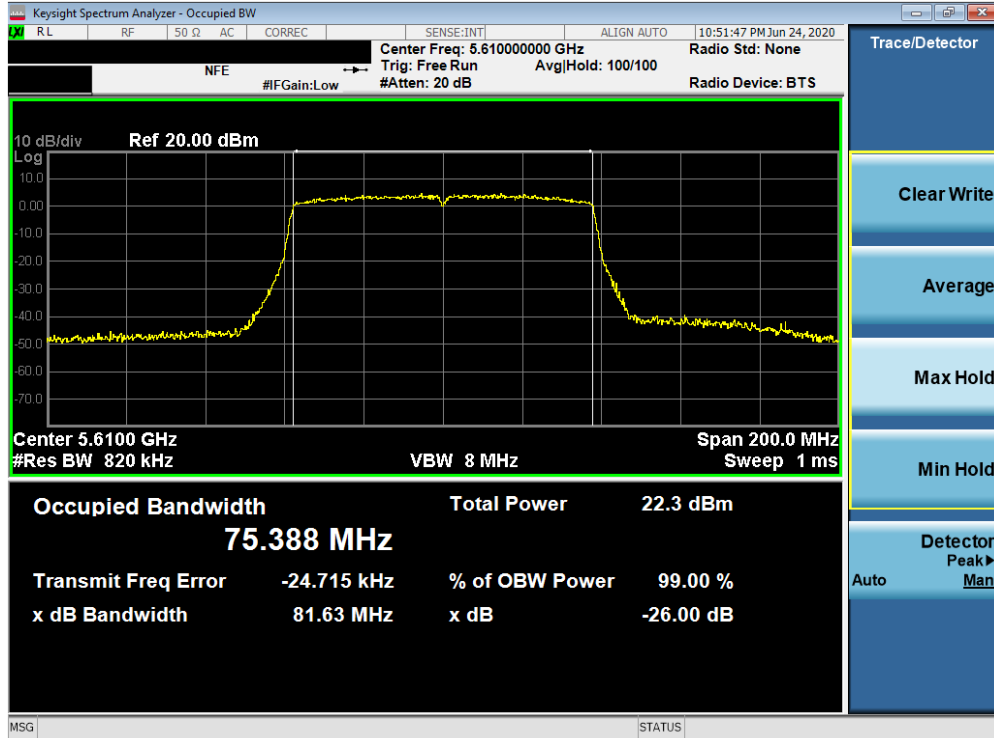


Plot 7-45. 26dB Bandwidth Plot SISO ANT1 (40MHz BW 802.11ax SU (UNII Band 2C) – Ch. 142)

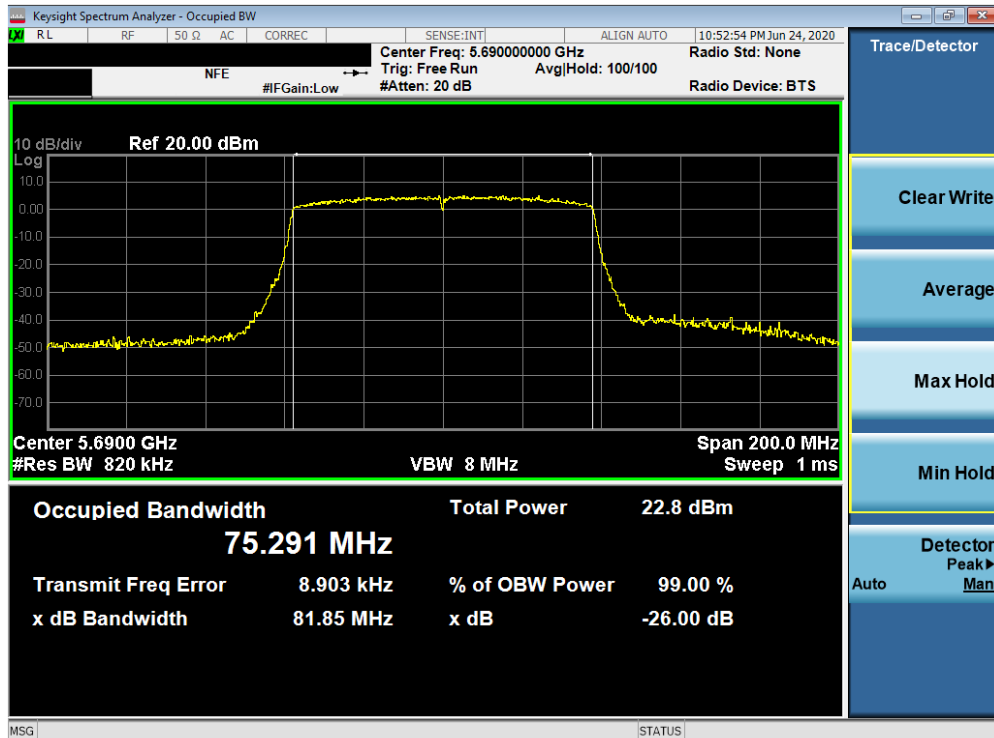


Plot 7-46. 26dB Bandwidth Plot SISO ANT1 (80MHz BW 802.11ac (UNII Band 2C) – Ch. 106)

FCC ID: A3LSMT978U		MEASUREMENT REPORT (CERTIFICATION)		Approved by: Quality Manager
Test Report S/N: 1M2004230075-08.A3L	Test Dates: 4/26 - 07/16/2020	EUT Type: Portable Tablet		Page 39 of 231

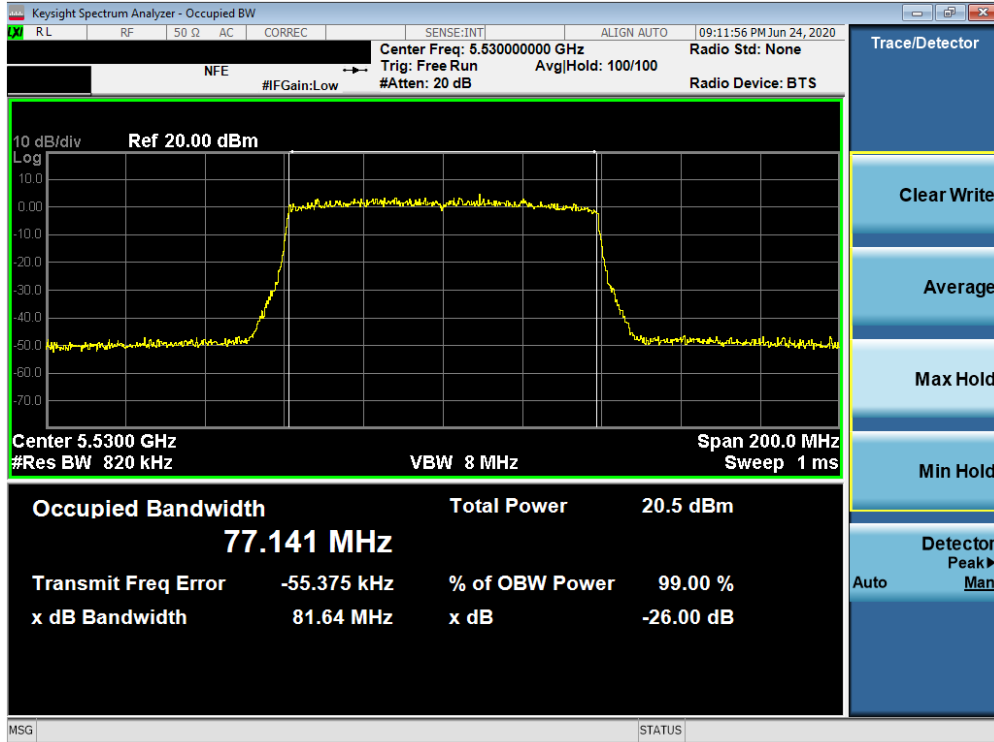


Plot 7-47. 26dB Bandwidth Plot SISO ANT1 (80MHz BW 802.11ac (UNII Band 2C) – Ch. 122)

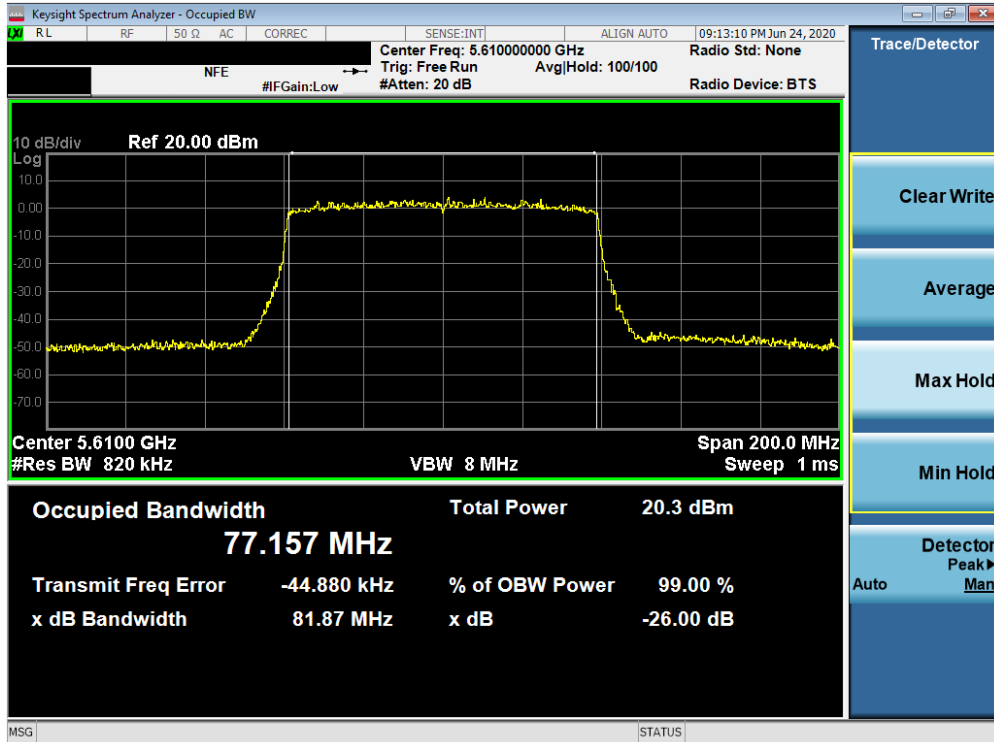


Plot 7-48. 26dB Bandwidth Plot SISO ANT1 (80MHz BW 802.11ac (UNII Band 2C) – Ch. 138)

FCC ID: A3LSMT978U		MEASUREMENT REPORT (CERTIFICATION)		Approved by: Quality Manager
Test Report S/N: 1M2004230075-08.A3L	Test Dates: 4/26 - 07/16/2020	EUT Type: Portable Tablet		Page 40 of 231

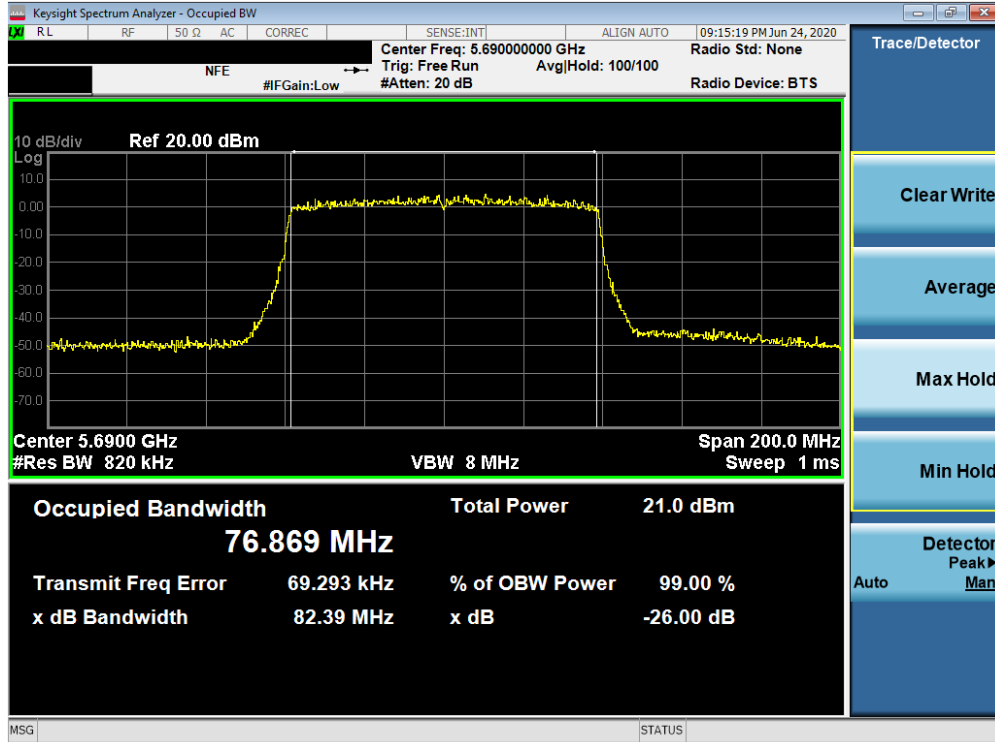


Plot 7-49. 26dB Bandwidth Plot SISO ANT1 (80MHz BW 802.11ac (UNII Band 2C) – Ch. 106)



Plot 7-50. 26dB Bandwidth Plot SISO ANT1 (80MHz BW 802.11ac (UNII Band 2C) – Ch. 122)

FCC ID: A3LSMT978U		MEASUREMENT REPORT (CERTIFICATION)		Approved by: Quality Manager
Test Report S/N: 1M2004230075-08.A3L	Test Dates: 4/26 - 07/16/2020	EUT Type: Portable Tablet		Page 41 of 231



Plot 7-51. 26dB Bandwidth Plot SISO ANT1 (80MHz BW 802.11ac (UNII Band 2C) – Ch. 138)

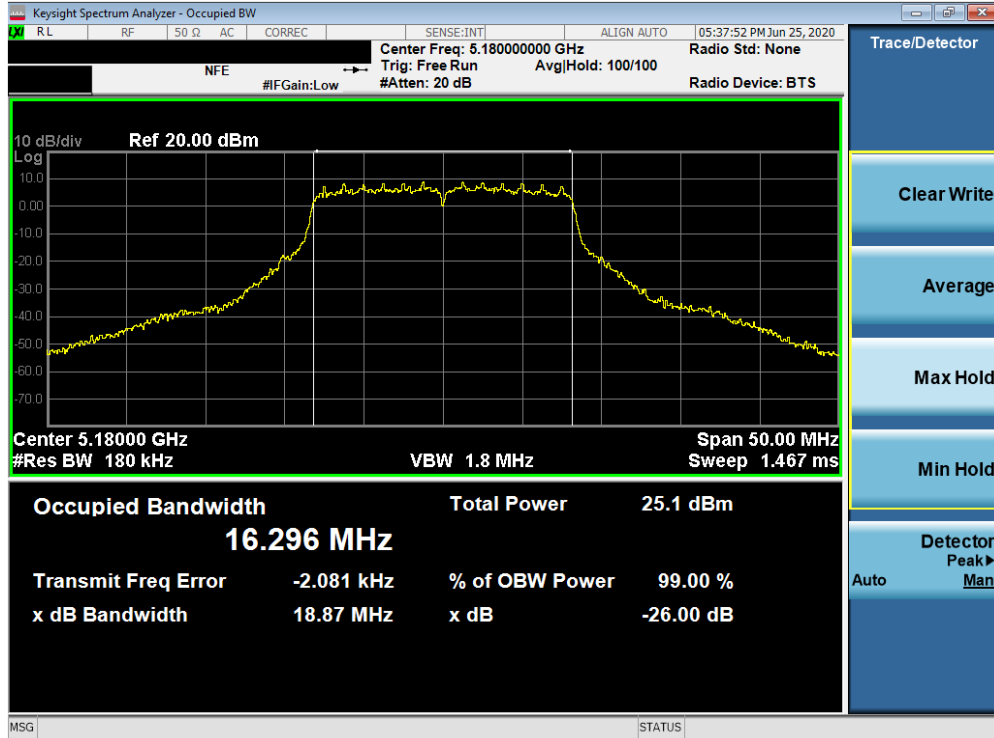
FCC ID: A3LSMT978U		MEASUREMENT REPORT (CERTIFICATION)		Approved by: Quality Manager
Test Report S/N: 1M2004230075-08.A3L	Test Dates: 4/26 - 07/16/2020	EUT Type: Portable Tablet		Page 42 of 231

SISO Antenna-2 26dB Bandwidth Measurements

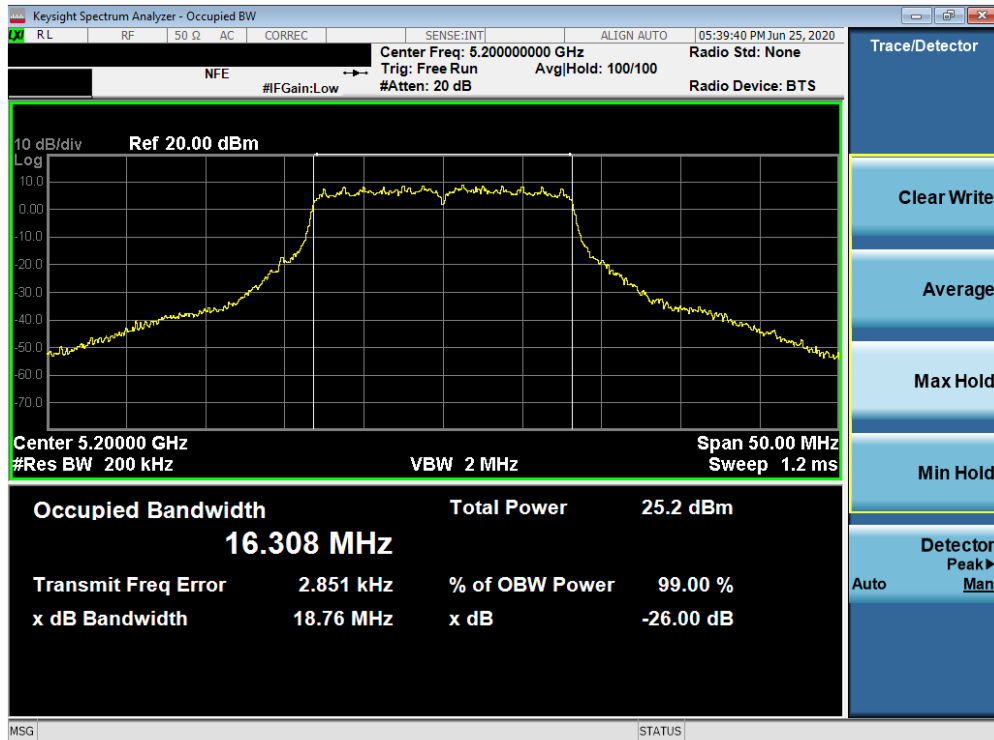
	Frequency [MHz]	Channel No.	802.11 Mode	Data Rate [Mbps]	Measured 26dB Bandwidth [MHz]
Band 1	5180	36	a	6	18.87
	5200	40	a	6	18.76
	5240	48	a	6	19.04
	5180	36	n (20MHz)	6.5/7.2 (MCS0)	19.89
	5200	40	n (20MHz)	6.5/7.2 (MCS0)	19.99
	5240	48	n (20MHz)	6.5/7.2 (MCS0)	20.03
	5180	36	ax (20MHz)	6.5/7.2 (MCS0)	20.77
	5200	40	ax (20MHz)	6.5/7.2 (MCS0)	20.84
	5240	48	ax (20MHz)	6.5/7.2 (MCS0)	20.87
	5190	38	n (40MHz)	13.5/15 (MCS0)	39.49
	5230	46	n (40MHz)	13.5/15 (MCS0)	39.49
	5190	38	ax (40MHz)	13.5/15 (MCS0)	40.14
	5230	46	ax (40MHz)	13.5/15 (MCS0)	40.34
	5210	42	ac (80MHz)	29.3/32.5 (MCS0)	81.68
5210	42	ax (80MHz)	29.3/32.5 (MCS0)	81.64	
Band 2A	5260	52	a	6	19.62
	5280	56	a	6	19.67
	5320	64	a	6	19.71
	5260	52	n (20MHz)	6.5/7.2 (MCS0)	19.98
	5280	56	n (20MHz)	6.5/7.2 (MCS0)	20.05
	5320	64	n (20MHz)	6.5/7.2 (MCS0)	20.18
	5260	52	ax (20MHz)	6.5/7.2 (MCS0)	20.64
	5280	56	ax (20MHz)	6.5/7.2 (MCS0)	20.51
	5320	64	ax (20MHz)	6.5/7.2 (MCS0)	20.91
	5270	54	n (40MHz)	13.5/15 (MCS0)	39.51
	5310	62	n (40MHz)	13.5/15 (MCS0)	39.49
	5270	54	ax (40MHz)	13.5/15 (MCS0)	40.16
	5310	62	ax (40MHz)	13.5/15 (MCS0)	40.22
	5290	58	ac (80MHz)	29.3/32.5 (MCS0)	81.81
5290	58	ax (80MHz)	29.3/32.5 (MCS0)	82.35	
Band 2C	5500	100	a	6	19.64
	5600	120	a	6	19.73
	5720	144	a	6	20.02
	5500	100	n (20MHz)	6.5/7.2 (MCS0)	20.31
	5600	120	n (20MHz)	6.5/7.2 (MCS0)	20.25
	5720	144	n (20MHz)	6.5/7.2 (MCS0)	20.43
	5500	100	ax (20MHz)	6.5/7.2 (MCS0)	20.76
	5600	120	ax (20MHz)	6.5/7.2 (MCS0)	20.78
	5720	144	ax (20MHz)	6.5/7.2 (MCS0)	20.71
	5510	102	n (40MHz)	13.5/15 (MCS0)	39.74
	5590	118	n (40MHz)	13.5/15 (MCS0)	39.49
	5710	142	n (40MHz)	13.5/15 (MCS0)	39.63
	5510	102	ax (40MHz)	13.5/15 (MCS0)	40.32
	5590	118	ax (40MHz)	13.5/15 (MCS0)	40.09
	5710	142	ax (40MHz)	13.5/15 (MCS0)	40.43
	5530	106	ac (80MHz)	29.3/32.5 (MCS0)	82.17
	5610	122	ac (80MHz)	29.3/32.5 (MCS0)	81.74
	5690	138	ac (80MHz)	29.3/32.5 (MCS0)	81.33
	5530	106	ax (80MHz)	29.3/32.5 (MCS0)	81.90
	5610	122	ax (80MHz)	29.3/32.5 (MCS0)	81.78
5690	138	ax (80MHz)	29.3/32.5 (MCS0)	81.69	

Table 7-3. Conducted Bandwidth Measurements SISO ANT2

FCC ID: A3LSMT978U		MEASUREMENT REPORT (CERTIFICATION)		Approved by: Quality Manager
Test Report S/N: 1M2004230075-08.A3L	Test Dates: 4/26 - 07/16/2020	EUT Type: Portable Tablet		Page 43 of 231

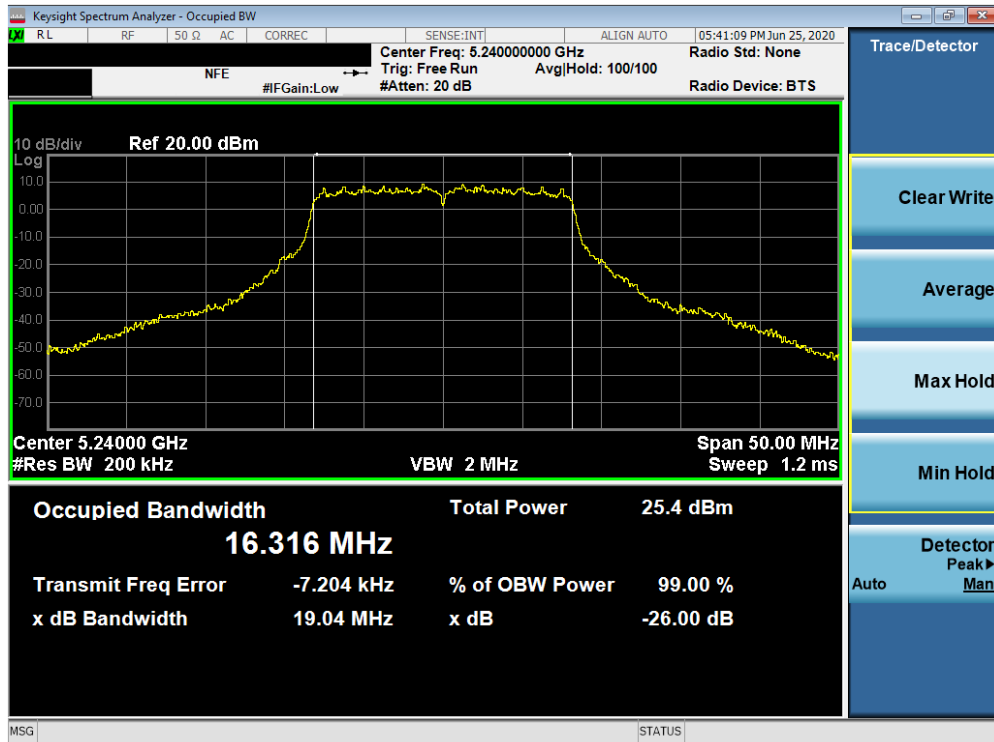


Plot 7-52. 26dB Bandwidth Plot SISO ANT2 (802.11a (UNII Band 1) – Ch. 36)

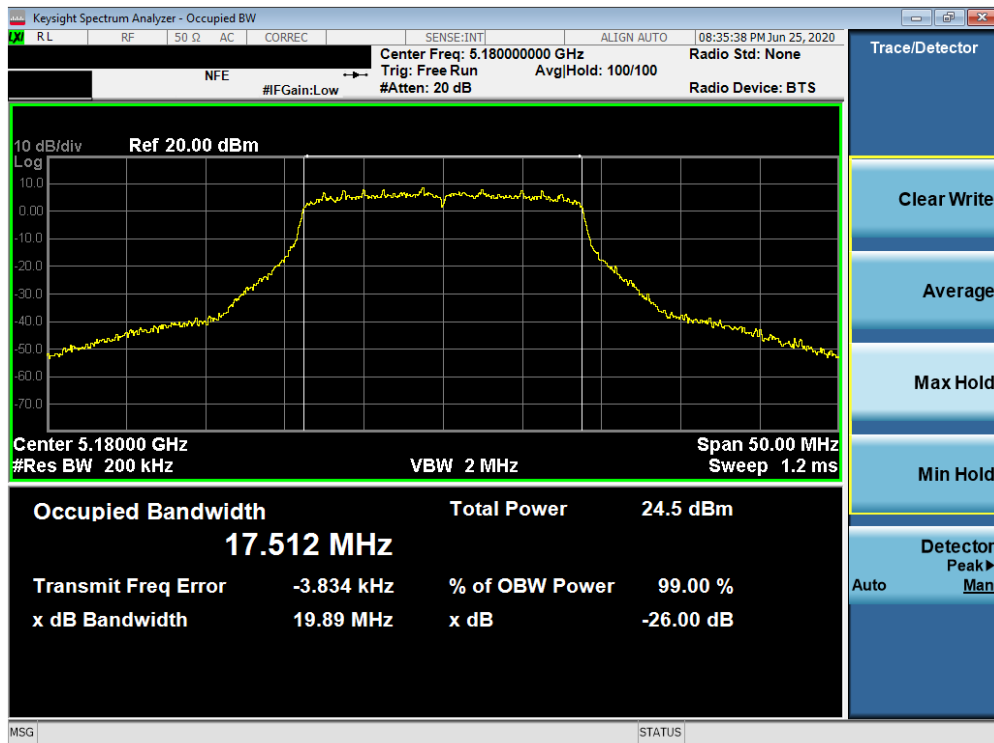


Plot 7-53. 26dB Bandwidth Plot SISO ANT2 (802.11a (UNII Band 1) – Ch. 40)

FCC ID: A3LSMT978U		MEASUREMENT REPORT (CERTIFICATION)		Approved by: Quality Manager
Test Report S/N: 1M2004230075-08_A3L	Test Dates: 4/26 - 07/16/2020	EUT Type: Portable Tablet		Page 44 of 231

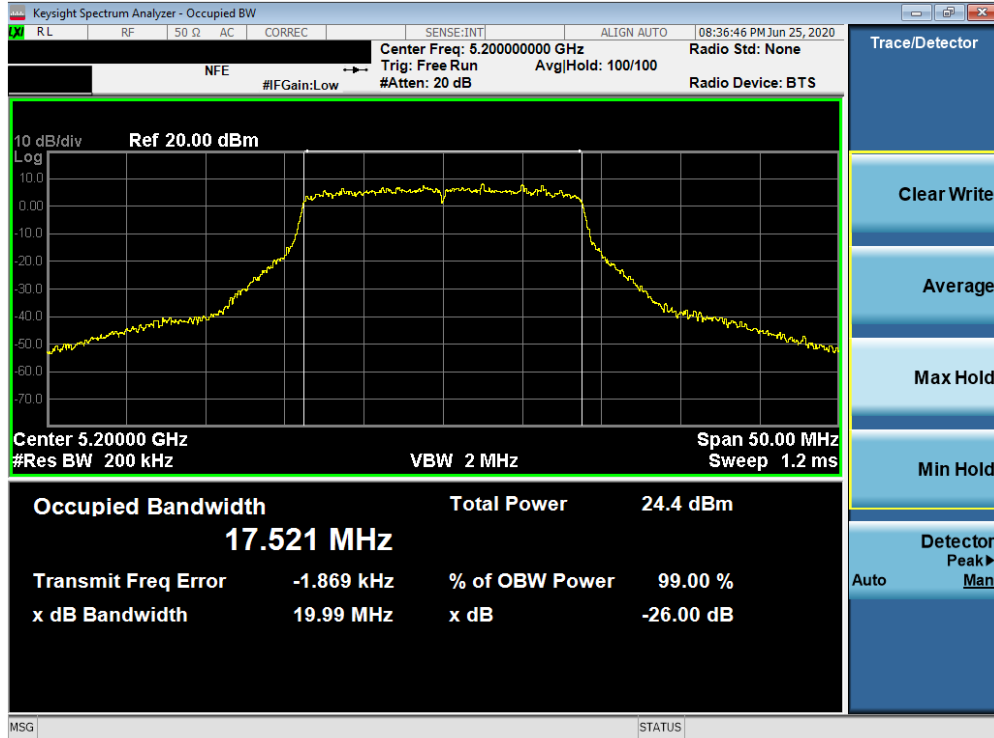


Plot 7-54. 26dB Bandwidth Plot SISO ANT2 (802.11a (UNII Band 1) – Ch. 48)

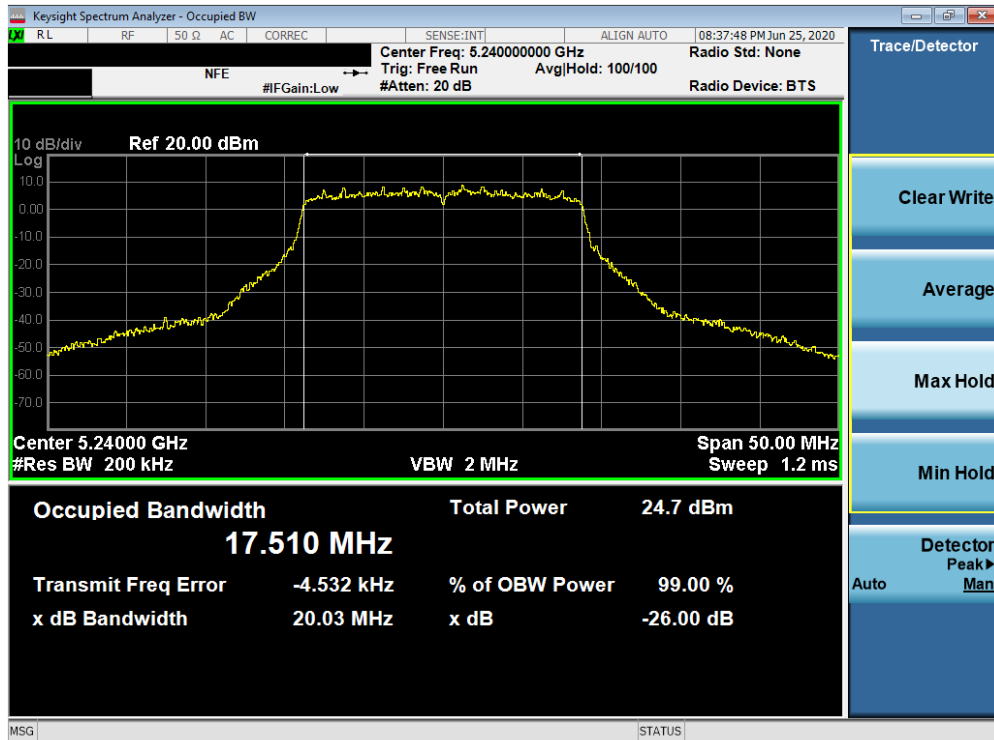


Plot 7-55. 26dB Bandwidth Plot SISO ANT2 (20MHz BW 802.11n (UNII Band 1) – Ch. 36)

FCC ID: A3LSMT978U		MEASUREMENT REPORT (CERTIFICATION)		Approved by: Quality Manager
Test Report S/N: 1M2004230075-08_A3L	Test Dates: 4/26 - 07/16/2020	EUT Type: Portable Tablet		Page 45 of 231

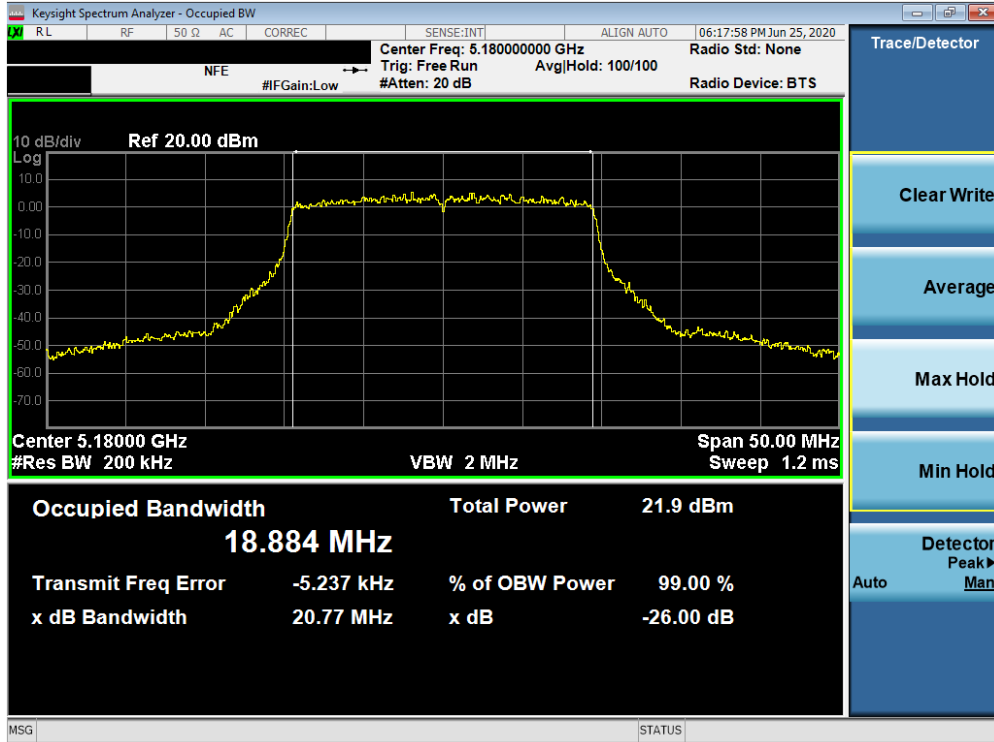


Plot 7-56. 26dB Bandwidth Plot SISO ANT2 (20MHz BW 802.11n (UNII Band 1) – Ch. 40)

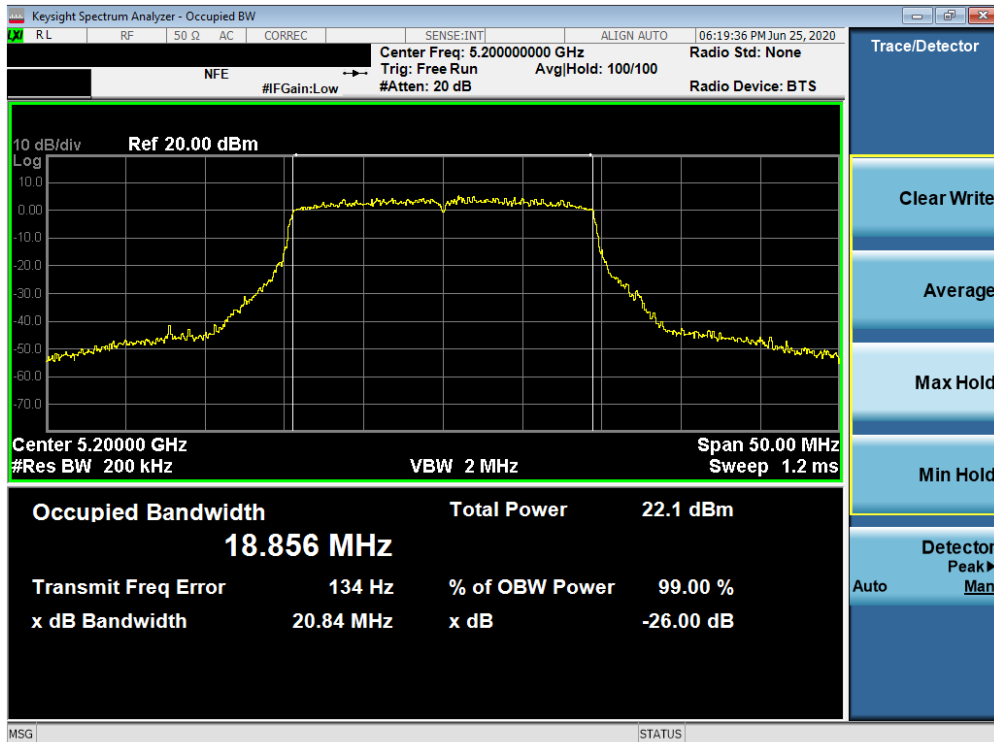


Plot 7-57. 26dB Bandwidth Plot SISO ANT2 (20MHz BW 802.11n (UNII Band 1) – Ch. 48)


FCC ID: A3LSMT978U		MEASUREMENT REPORT (CERTIFICATION)		Approved by: Quality Manager
Test Report S/N: 1M2004230075-08.A3L	Test Dates: 4/26 - 07/16/2020	EUT Type: Portable Tablet		Page 46 of 231

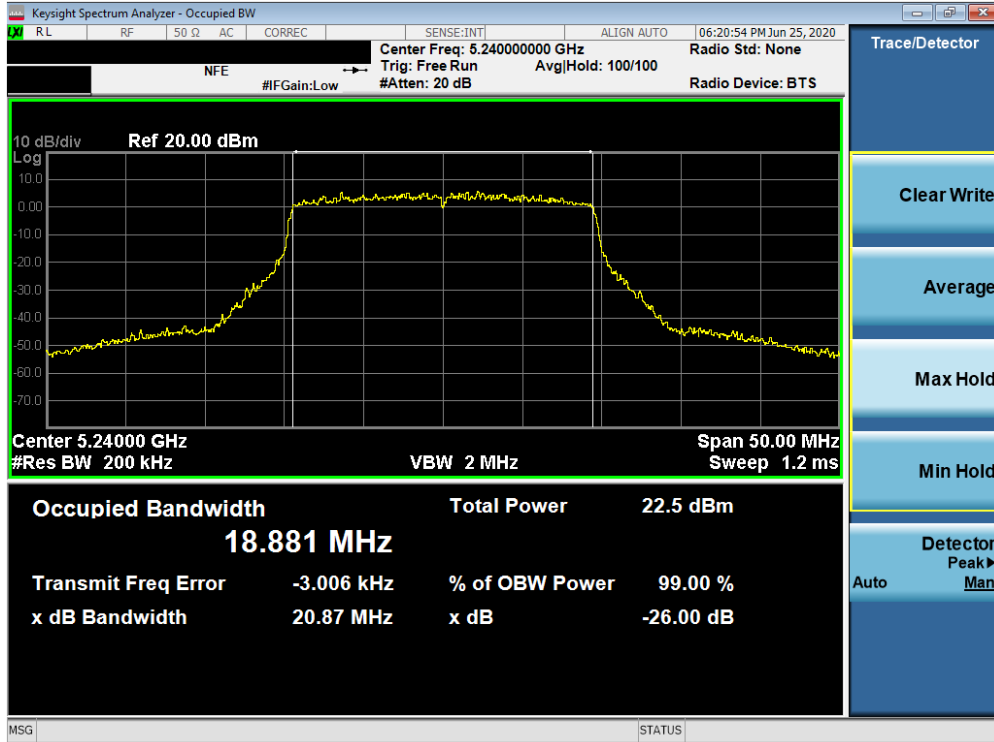


Plot 7-58. 26dB Bandwidth Plot SISO ANT2 (20MHz BW 802.11ax SU (UNII Band 1) – Ch. 36)

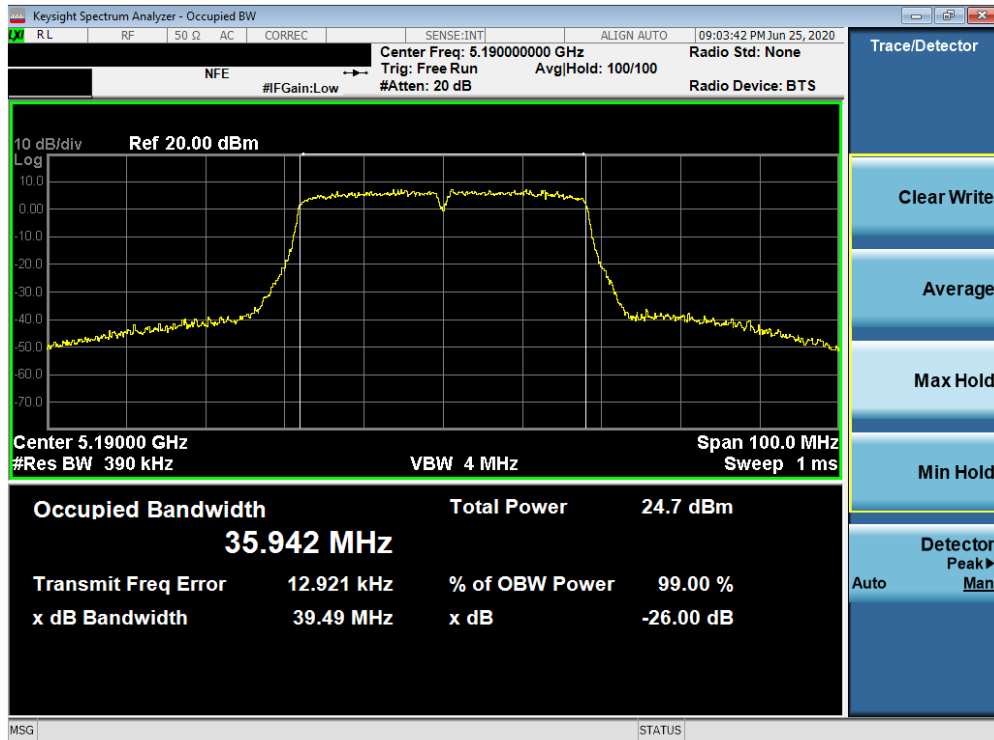


Plot 7-59. 26dB Bandwidth Plot SISO ANT2 (20MHz BW 802.11ax SU (UNII Band 1) – Ch. 40)

FCC ID: A3LSMT978U		MEASUREMENT REPORT (CERTIFICATION)		Approved by: Quality Manager
Test Report S/N: 1M2004230075-08.A3L	Test Dates: 4/26 - 07/16/2020	EUT Type: Portable Tablet		Page 47 of 231

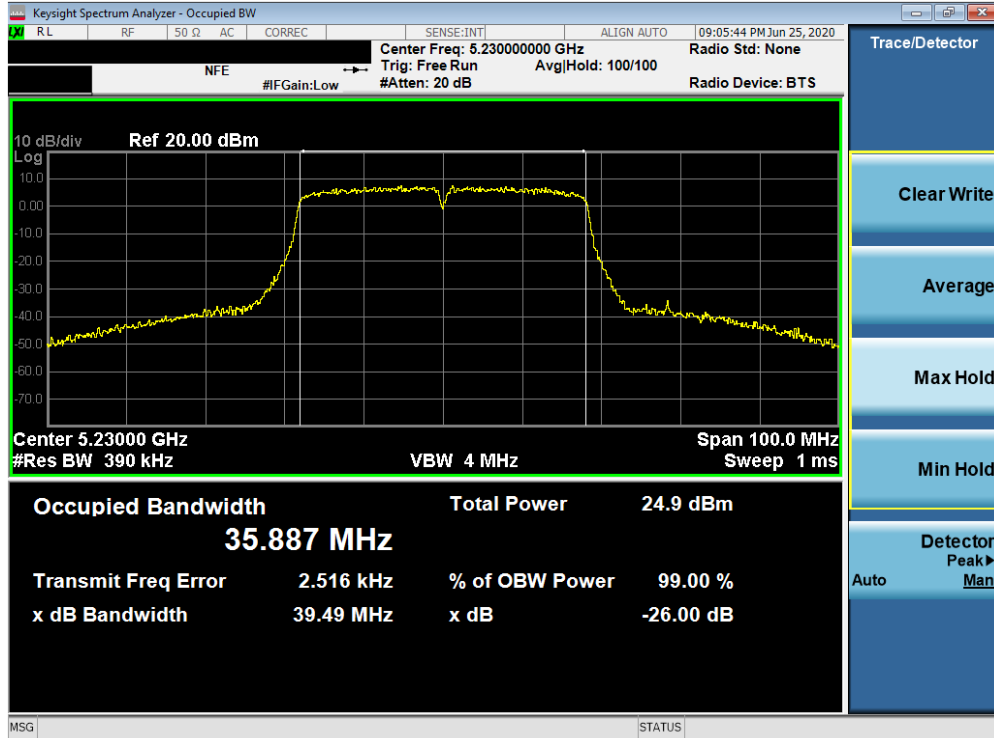


Plot 7-60. 26dB Bandwidth Plot SISO ANT2 (20MHz BW 802.11ax SU (UNII Band 1) – Ch. 48)

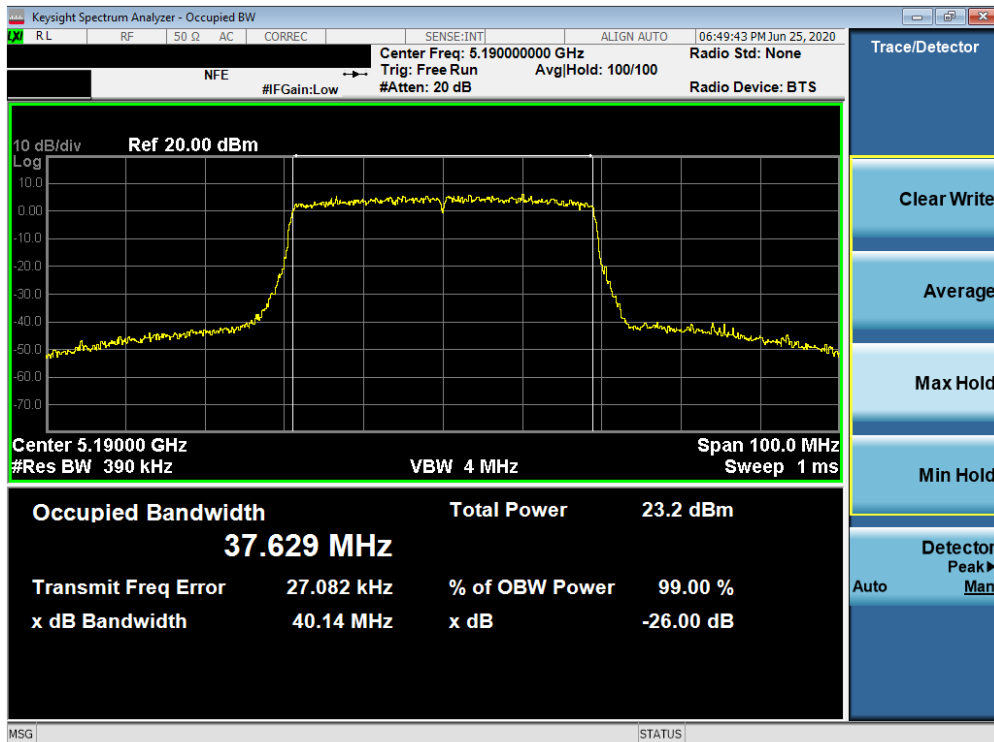


Plot 7-61. 26dB Bandwidth Plot SISO ANT2 (40MHz BW 802.11n (UNII Band 1) – Ch. 38)

FCC ID: A3LSMT978U		MEASUREMENT REPORT (CERTIFICATION)		Approved by: Quality Manager
Test Report S/N: 1M2004230075-08.A3L	Test Dates: 4/26 - 07/16/2020	EUT Type: Portable Tablet		Page 48 of 231

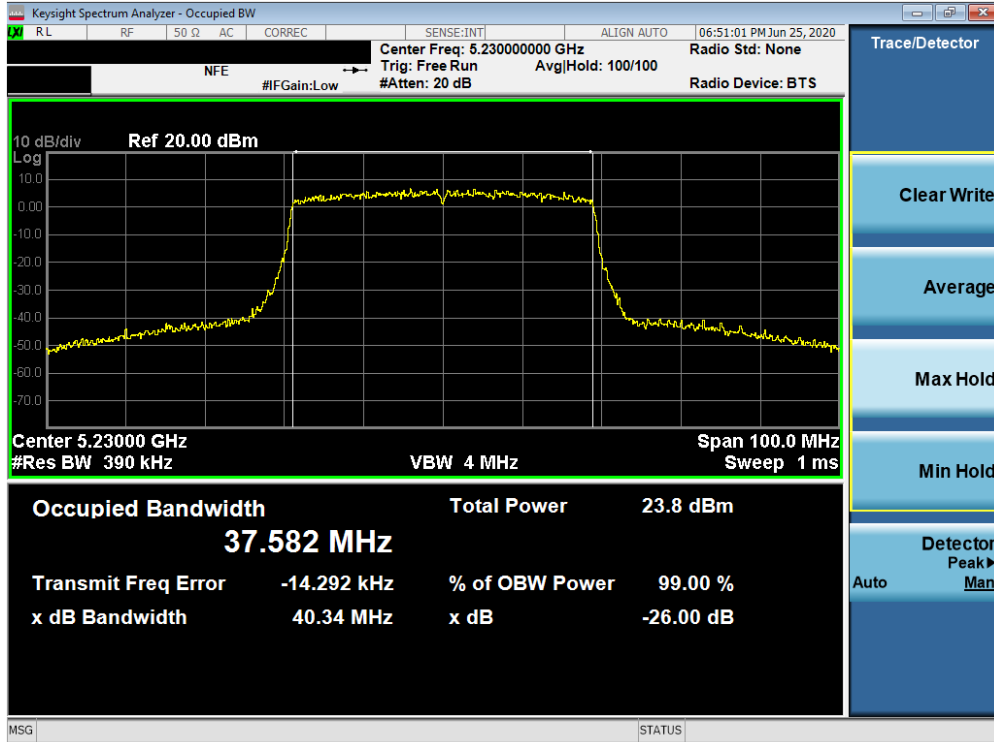


Plot 7-62. 26dB Bandwidth Plot SISO ANT2 (40MHz BW 802.11n (UNII Band 1) – Ch. 46)

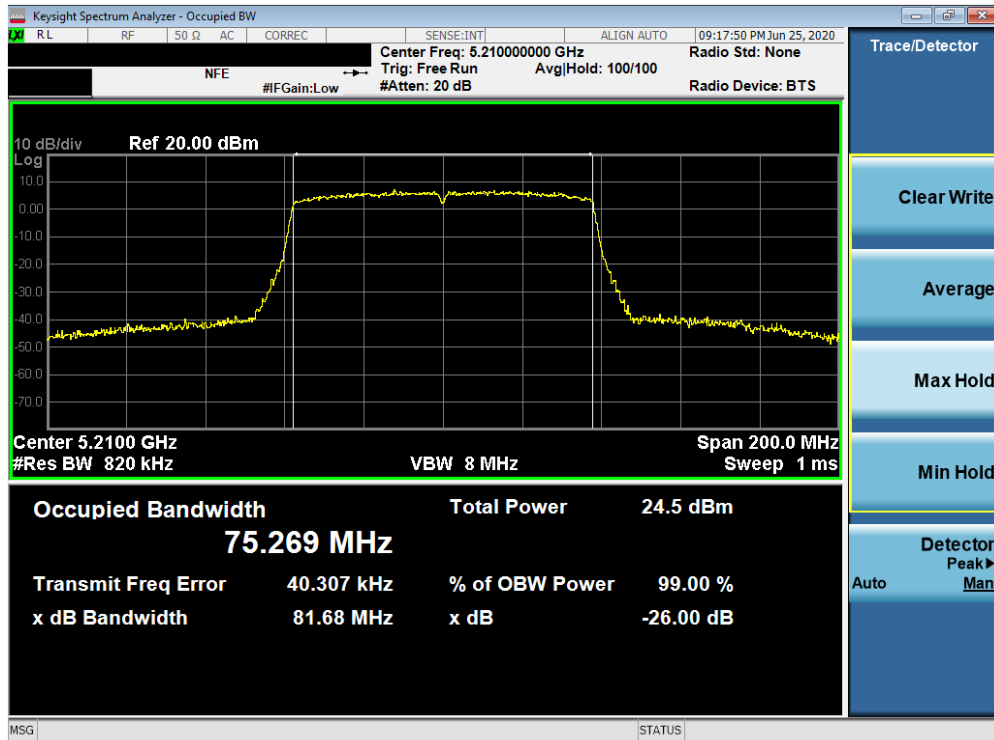


Plot 7-63. 26dB Bandwidth Plot SISO ANT2 (40MHz BW 802.11ax SU (UNII Band 1) – Ch. 38)

FCC ID: A3LSMT978U		MEASUREMENT REPORT (CERTIFICATION)		Approved by: Quality Manager
Test Report S/N: 1M2004230075-08.A3L	Test Dates: 4/26 - 07/16/2020	EUT Type: Portable Tablet		Page 49 of 231

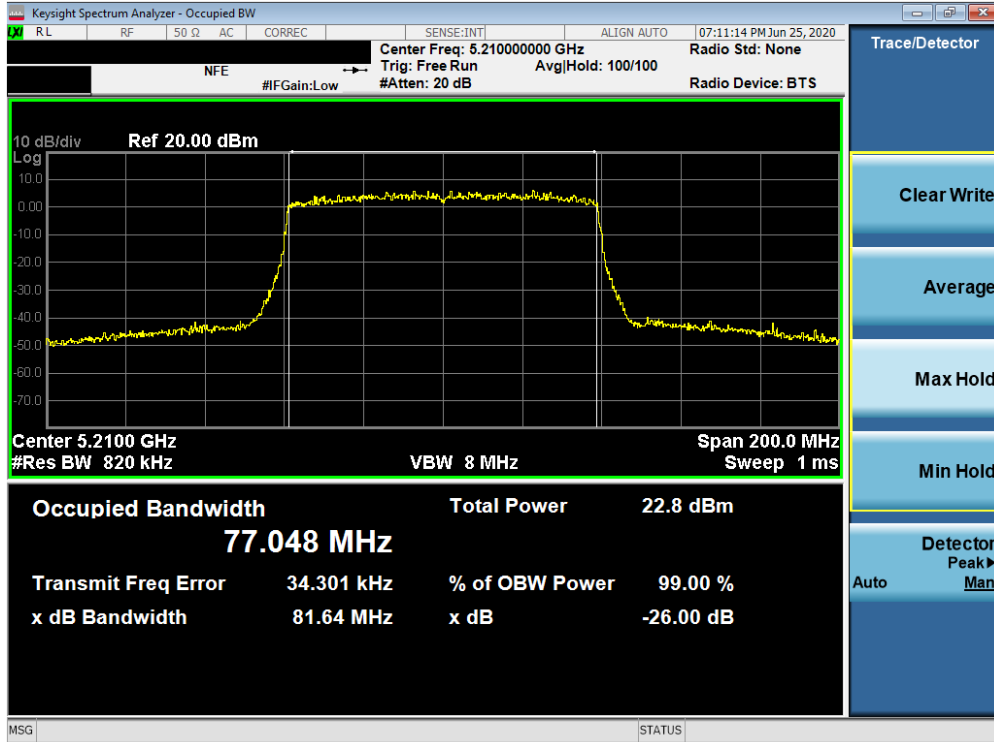


Plot 7-64. 26dB Bandwidth Plot SISO ANT2 (40MHz BW 802.11ax SU (UNII Band 1) – Ch. 46)

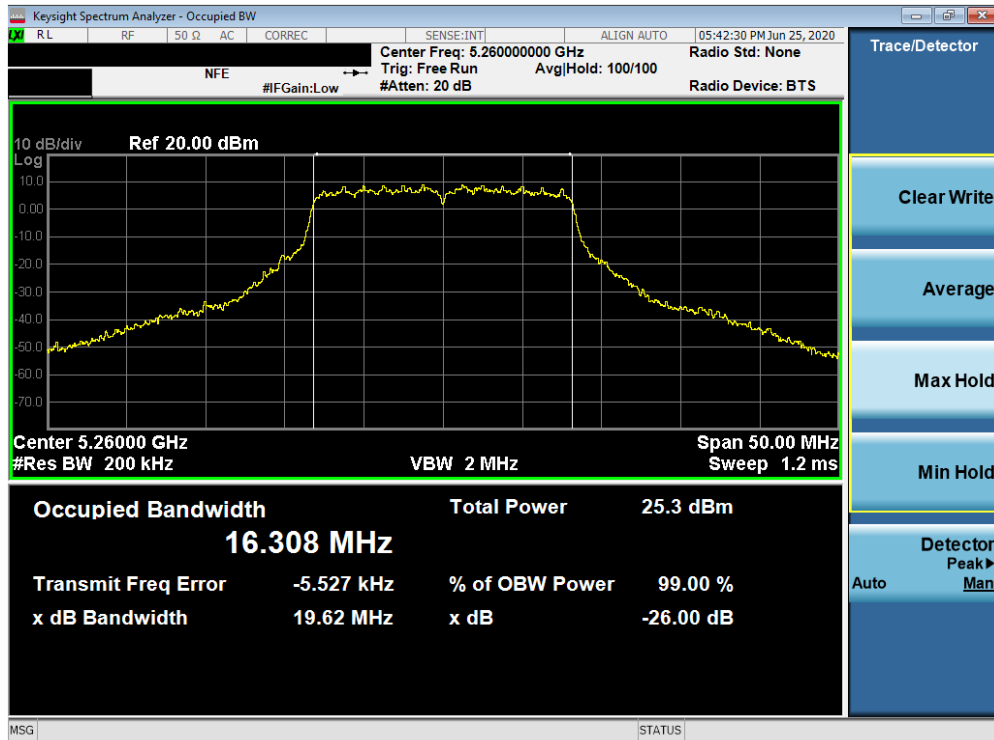


Plot 7-65. 26dB Bandwidth Plot SISO ANT2 (80MHz BW 802.11ac (UNII Band 1) – Ch. 42)

FCC ID: A3LSMT978U		MEASUREMENT REPORT (CERTIFICATION)		Approved by: Quality Manager
Test Report S/N: 1M2004230075-08.A3L	Test Dates: 4/26 - 07/16/2020	EUT Type: Portable Tablet		Page 50 of 231

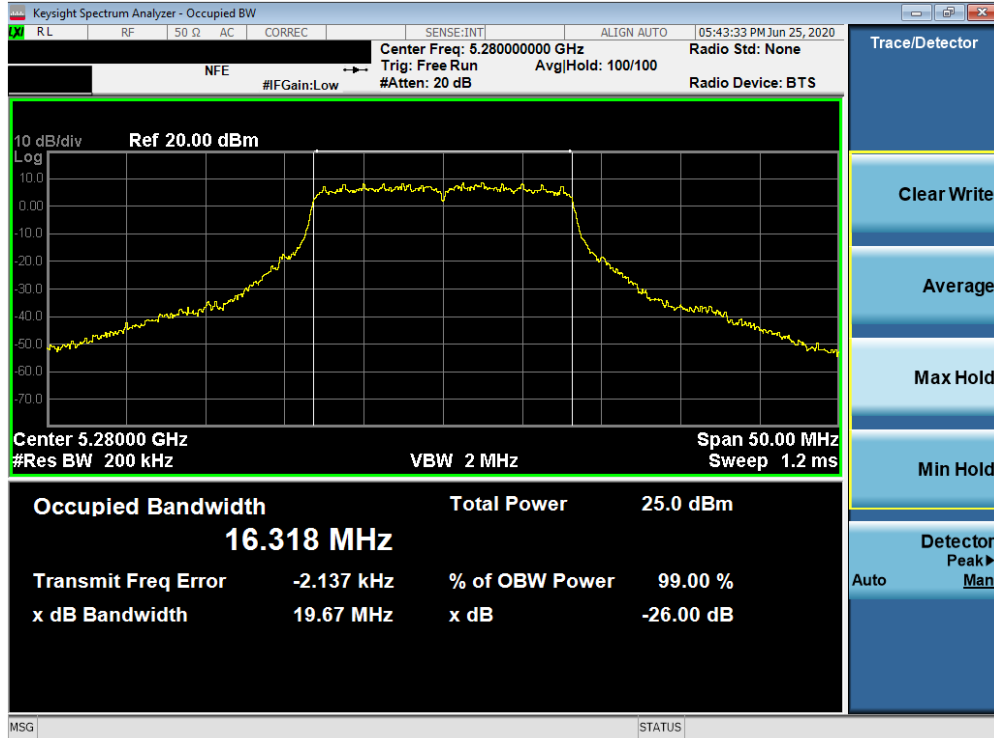


Plot 7-66. 26dB Bandwidth Plot SISO ANT2 (80MHz BW 802.11ax SU (UNII Band 1) – Ch. 42)

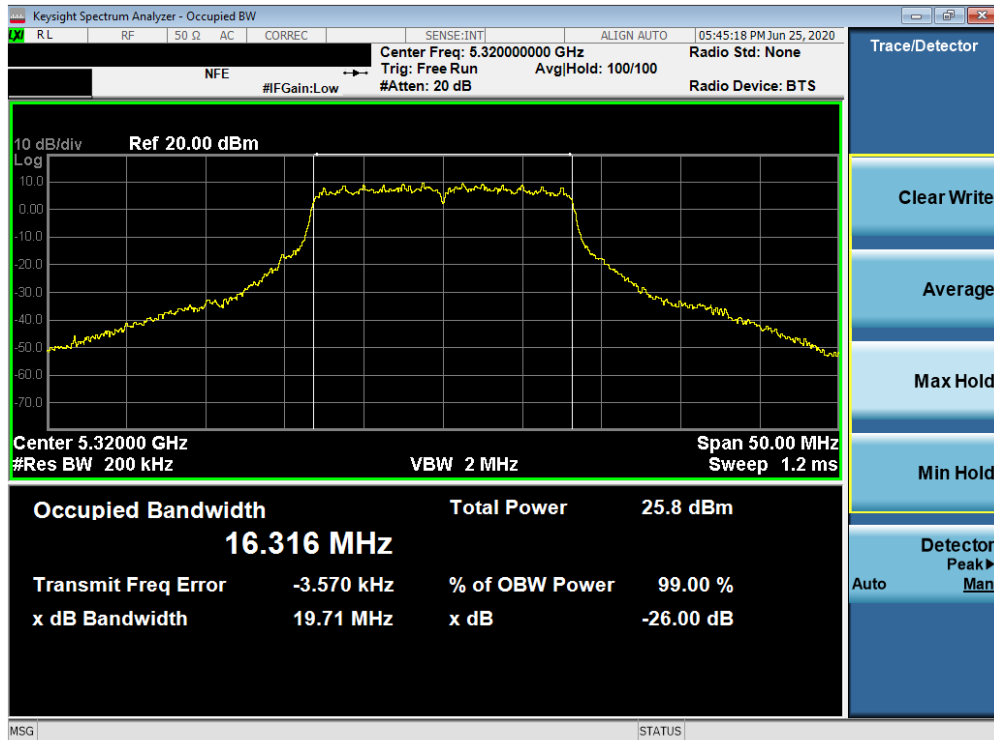


Plot 7-67. 26dB Bandwidth Plot SISO ANT2 (802.11a (UNII Band 2A) – Ch. 52)

FCC ID: A3LSMT978U		MEASUREMENT REPORT (CERTIFICATION)		Approved by: Quality Manager
Test Report S/N: 1M2004230075-08.A3L	Test Dates: 4/26 - 07/16/2020	EUT Type: Portable Tablet		Page 51 of 231

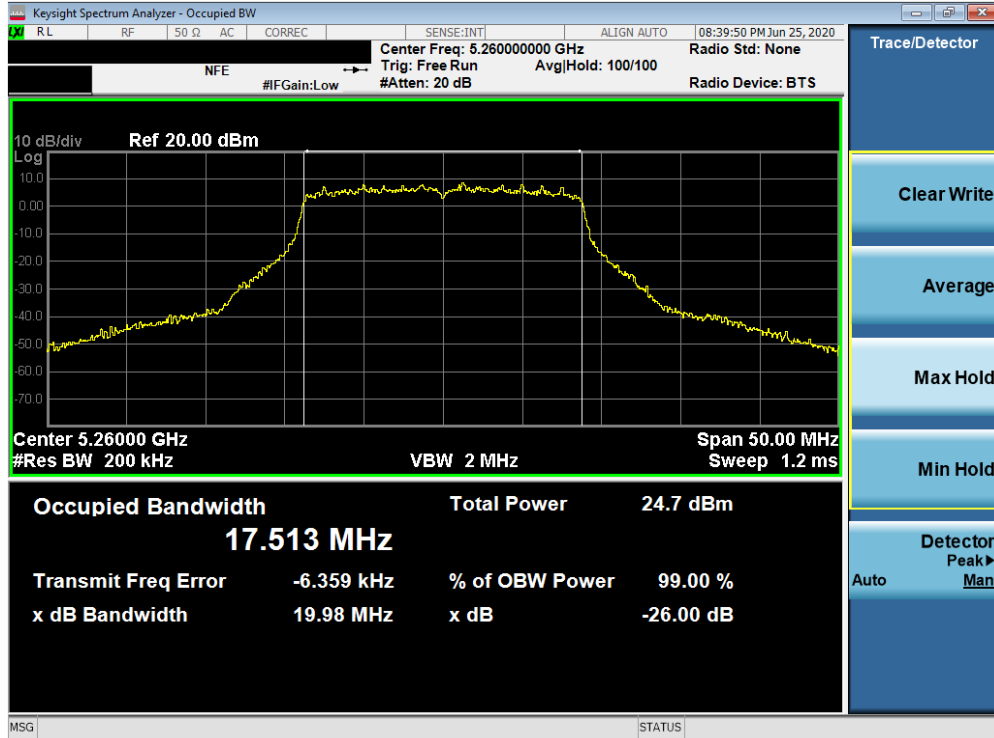


Plot 7-68. 26dB Bandwidth Plot SISO ANT2 (802.11a (UNII Band 2A) – Ch. 56)

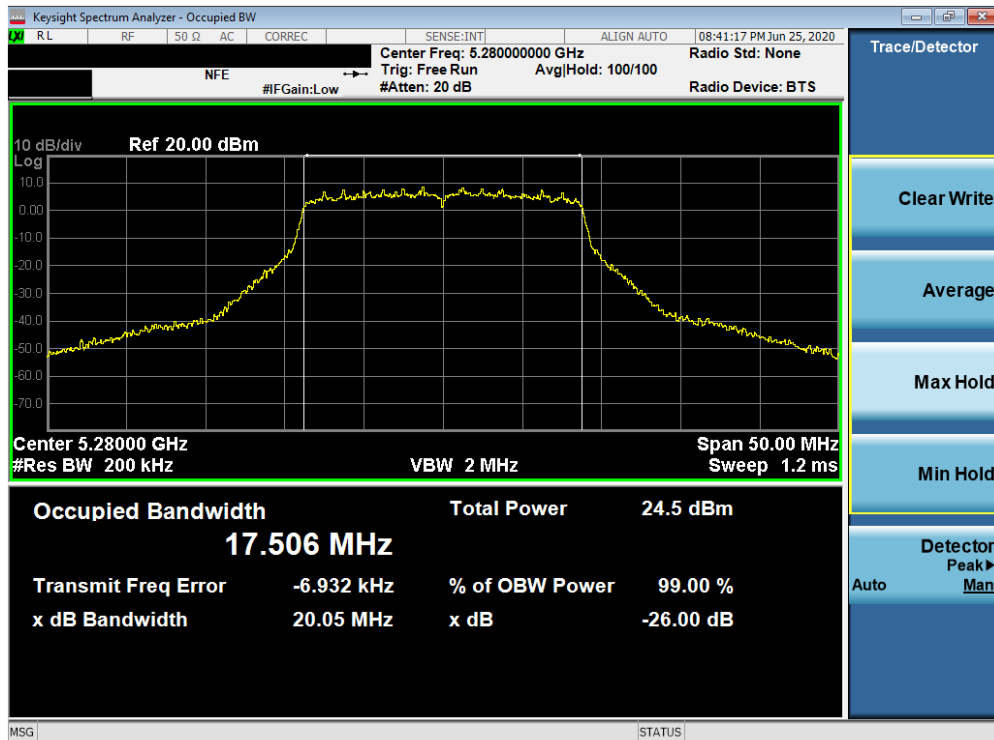


Plot 7-69. 26dB Bandwidth Plot SISO ANT2 (802.11a (UNII Band 2A) – Ch. 64)

FCC ID: A3LSMT978U		MEASUREMENT REPORT (CERTIFICATION)		Approved by: Quality Manager
Test Report S/N: 1M2004230075-08_A3L	Test Dates: 4/26 - 07/16/2020	EUT Type: Portable Tablet		Page 52 of 231

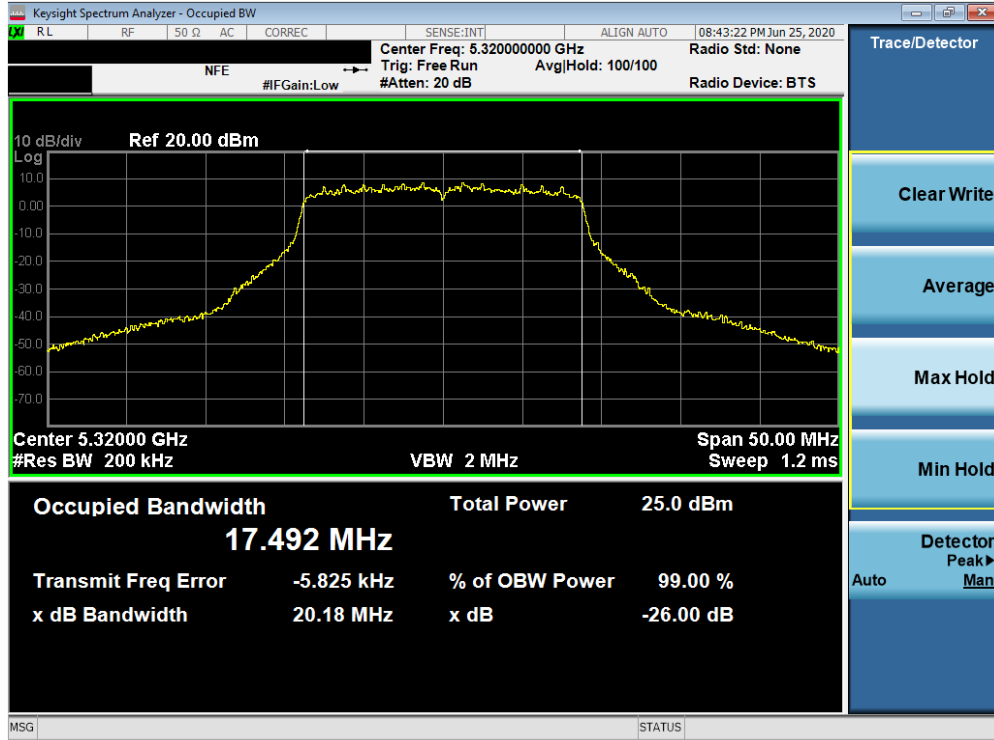


Plot 7-70. 26dB Bandwidth Plot SISO ANT2 (20MHz BW 802.11n (UNII Band 2A) – Ch. 52)

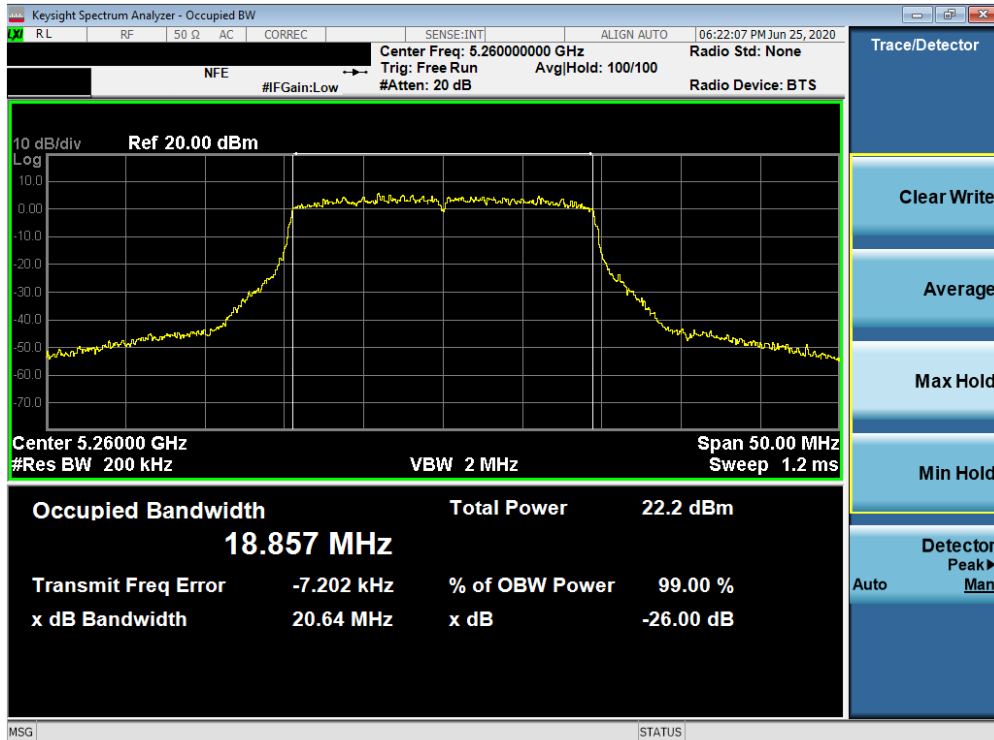


Plot 7-71. 26dB Bandwidth Plot SISO ANT2 (20MHz BW 802.11n (UNII Band 2A) – Ch. 56)

FCC ID: A3LSMT978U		MEASUREMENT REPORT (CERTIFICATION)		Approved by: Quality Manager
Test Report S/N: 1M2004230075-08.A3L	Test Dates: 4/26 - 07/16/2020	EUT Type: Portable Tablet		Page 53 of 231

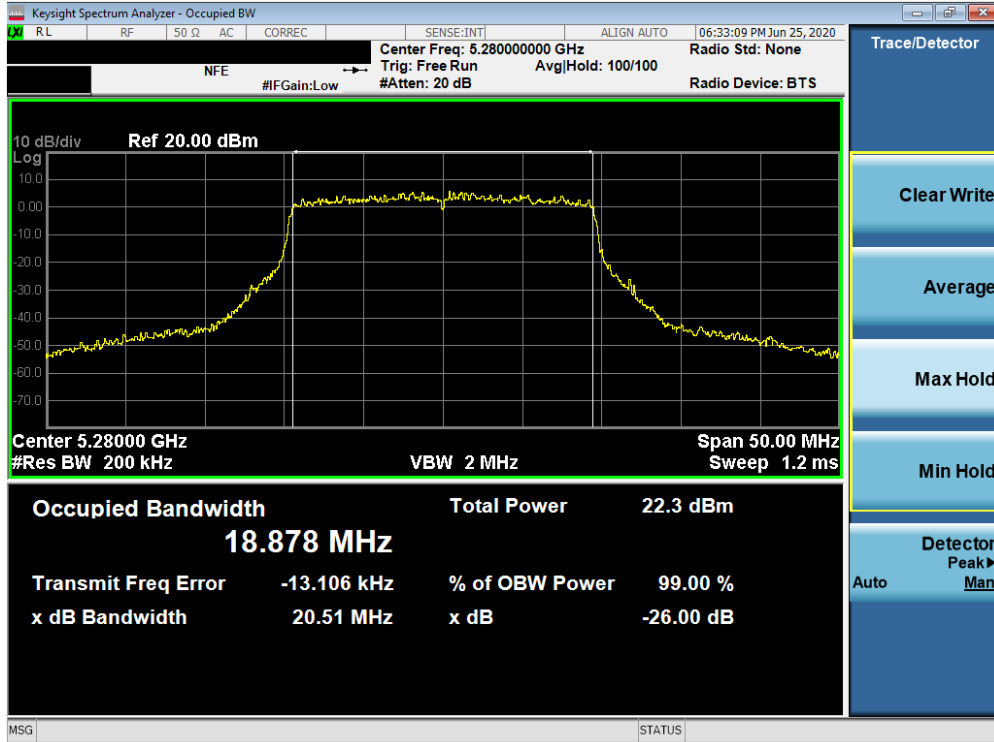


Plot 7-72. 26dB Bandwidth Plot SISO ANT2 (20MHz BW 802.11n (UNII Band 2A) – Ch. 64)

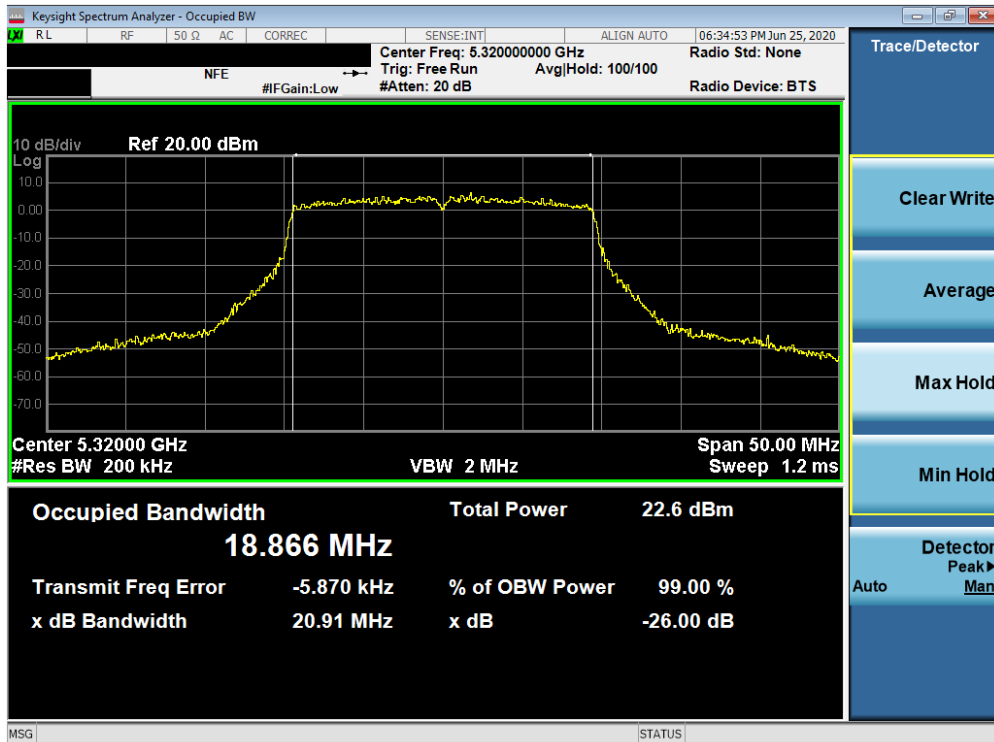


Plot 7-73. 26dB Bandwidth Plot SISO ANT2 (20MHz BW 802.11ax SU (UNII Band 2A) – Ch. 52)

FCC ID: A3LSMT978U		MEASUREMENT REPORT (CERTIFICATION)		Approved by: Quality Manager
Test Report S/N: 1M2004230075-08.A3L	Test Dates: 4/26 - 07/16/2020	EUT Type: Portable Tablet		Page 54 of 231

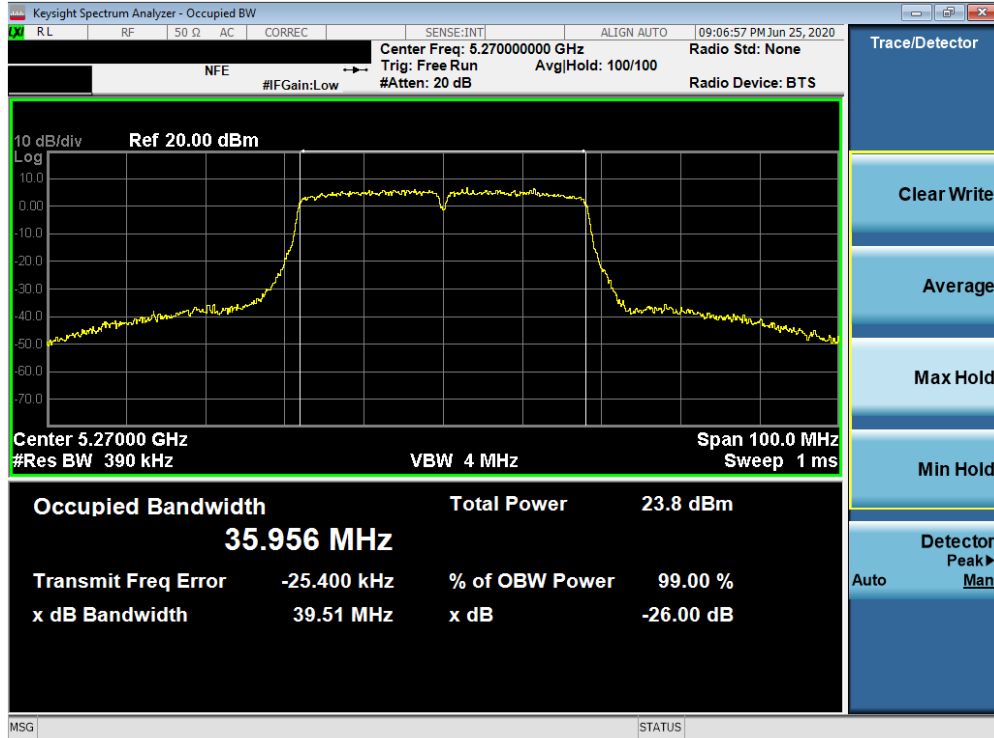


Plot 7-74. 26dB Bandwidth Plot SISO ANT2 (20MHz BW 802.11ax SU (UNII Band 2A) – Ch. 56)

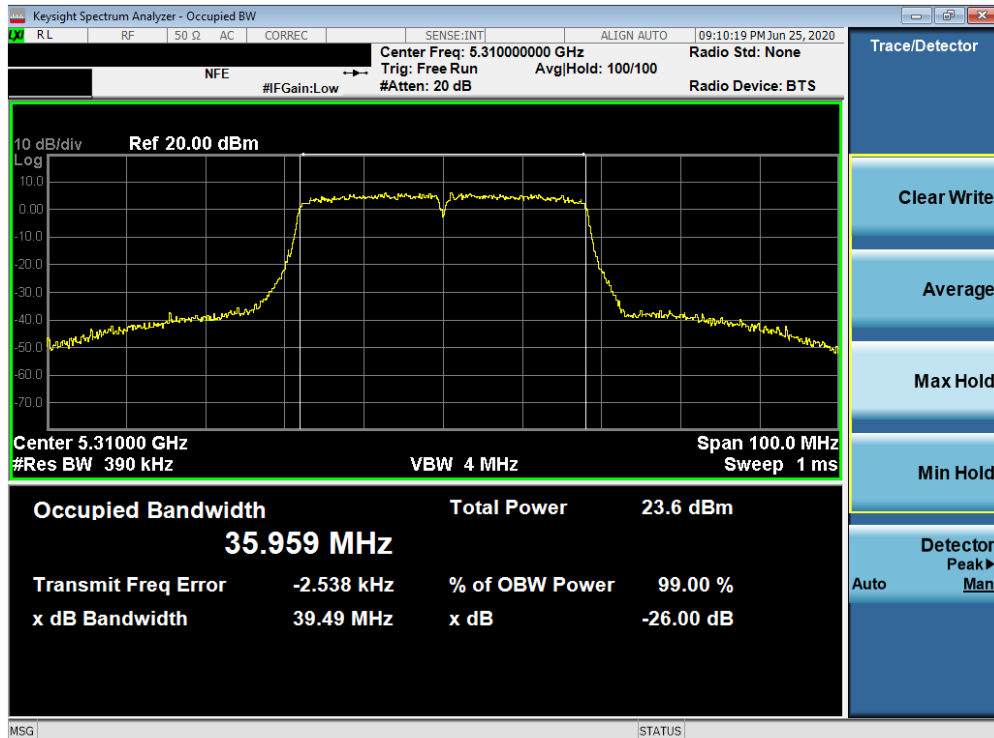


Plot 7-75. 26dB Bandwidth Plot SISO ANT2 (20MHz BW 802.11ax SU (UNII Band 2A) – Ch. 64)

FCC ID: A3LSMT978U		MEASUREMENT REPORT (CERTIFICATION)		Approved by: Quality Manager
Test Report S/N: 1M2004230075-08_A3L	Test Dates: 4/26 - 07/16/2020	EUT Type: Portable Tablet		Page 55 of 231

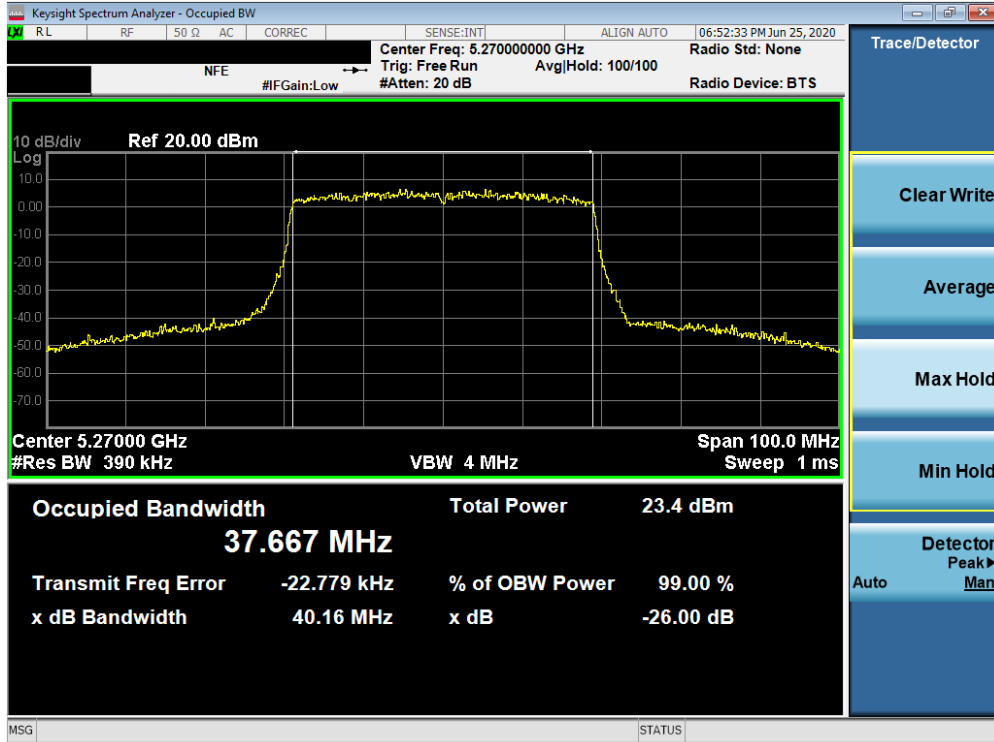


Plot 7-76. 26dB Bandwidth Plot SISO ANT2 (40MHz BW 802.11n (UNII Band 2A) – Ch. 54)

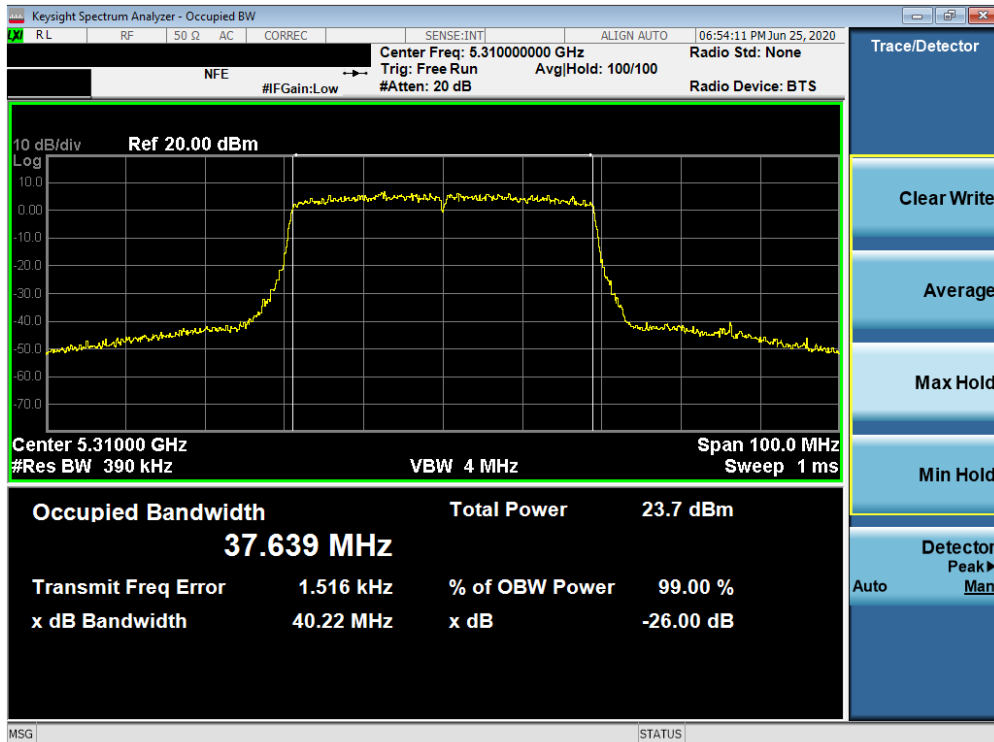


Plot 7-77. 26dB Bandwidth Plot SISO ANT2 (40MHz BW 802.11n (UNII Band 2A) – Ch. 62)

FCC ID: A3LSMT978U		MEASUREMENT REPORT (CERTIFICATION)		Approved by: Quality Manager
Test Report S/N: 1M2004230075-08.A3L	Test Dates: 4/26 - 07/16/2020	EUT Type: Portable Tablet		Page 56 of 231

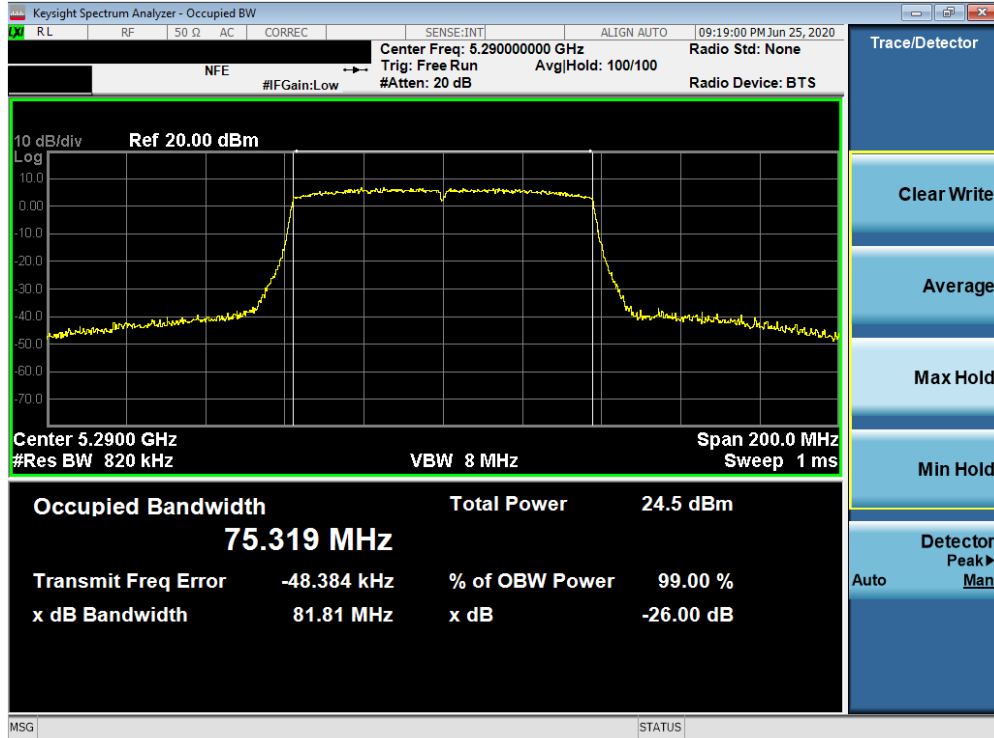


Plot 7-78. 26dB Bandwidth Plot SISO ANT2 (40MHz BW 802.11ax SU (UNII Band 2A) – Ch. 54)

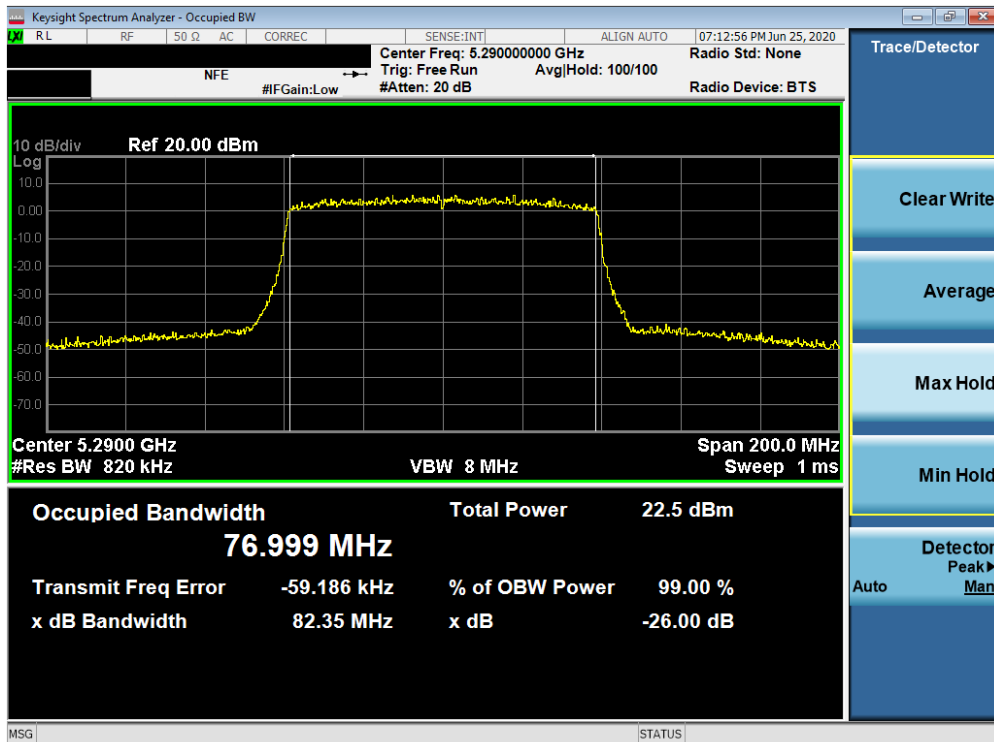


Plot 7-79. 26dB Bandwidth Plot SISO ANT2 (40MHz BW 802.11ax SU (UNII Band 2A) – Ch. 62)

FCC ID: A3LSMT978U		MEASUREMENT REPORT (CERTIFICATION)		Approved by: Quality Manager
Test Report S/N: 1M2004230075-08_A3L	Test Dates: 4/26 - 07/16/2020	EUT Type: Portable Tablet		Page 57 of 231

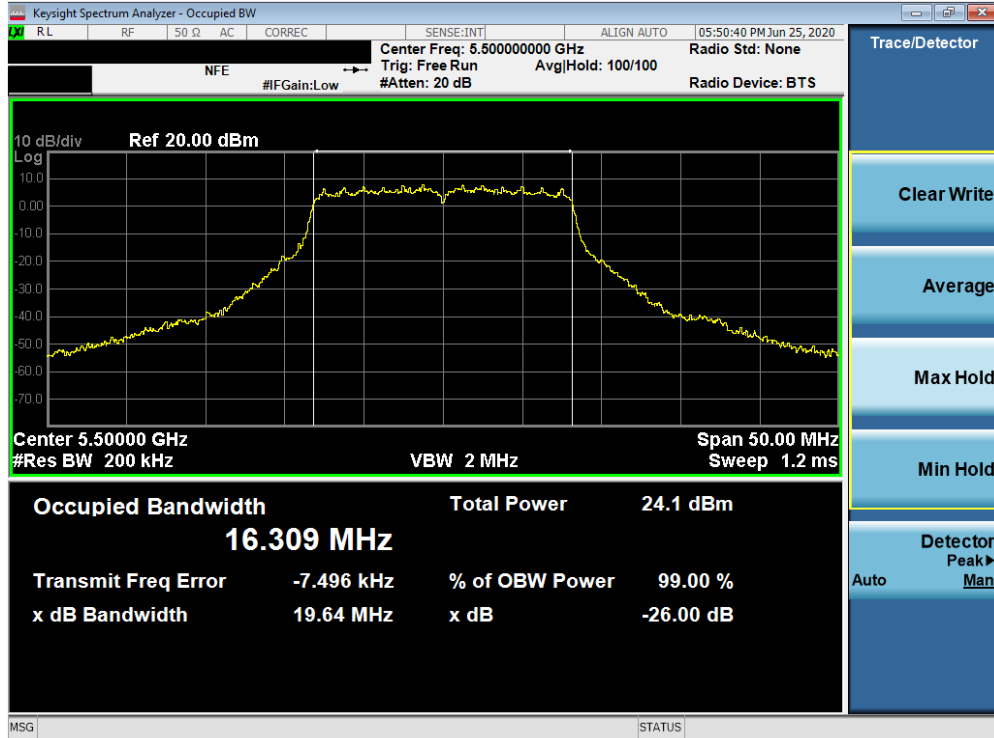


Plot 7-80. 26dB Bandwidth Plot SISO ANT2 (80MHz BW 802.11ac (UNII Band 2A) – Ch. 58)

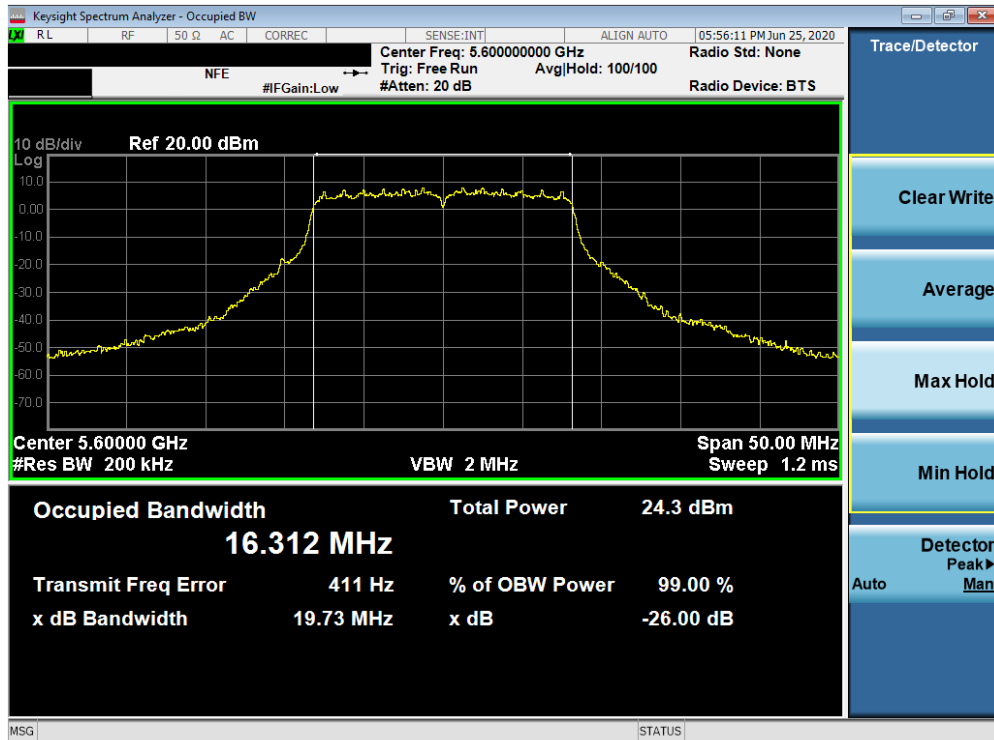


Plot 7-81. 26dB Bandwidth Plot SISO ANT2 (80MHz BW 802.11ax SU (UNII Band 2A) – Ch. 58)

FCC ID: A3LSMT978U		MEASUREMENT REPORT (CERTIFICATION)		Approved by: Quality Manager
Test Report S/N: 1M2004230075-08.A3L	Test Dates: 4/26 - 07/16/2020	EUT Type: Portable Tablet		Page 58 of 231

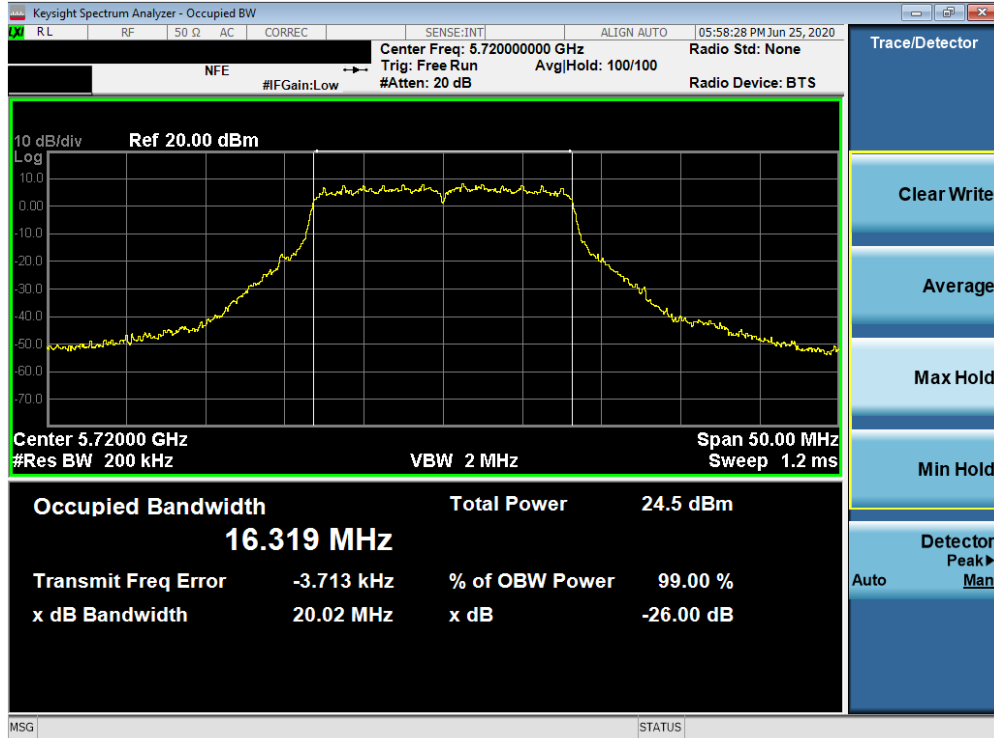


Plot 7-82. 26dB Bandwidth Plot SISO ANT2 (802.11a (UNII Band 2C) – Ch. 100)

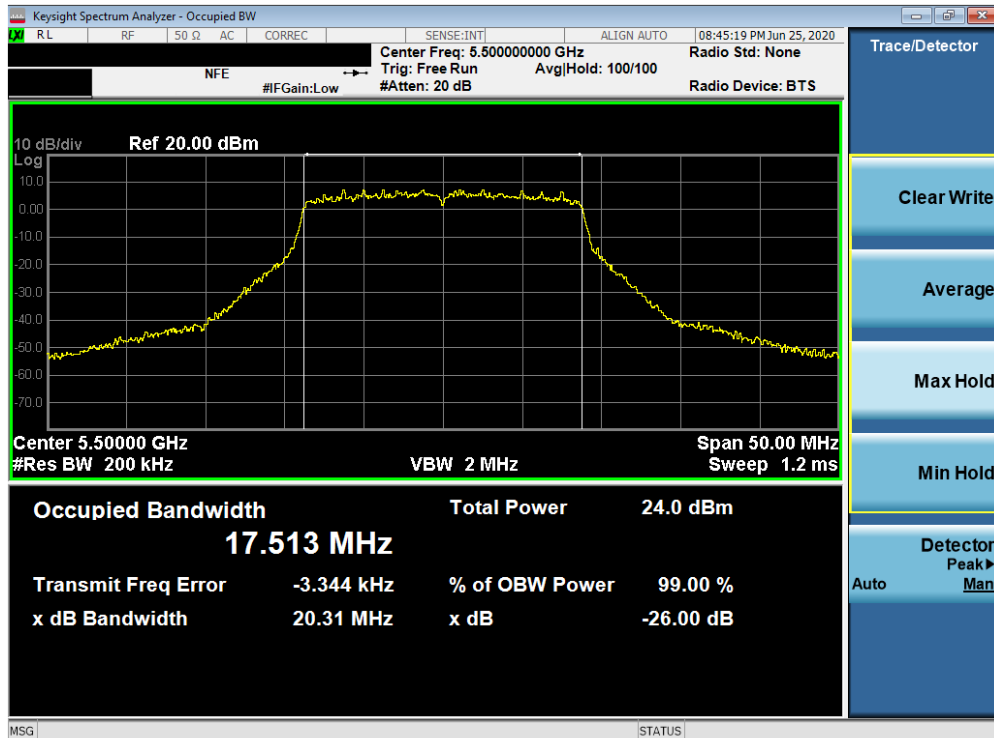


Plot 7-83. 26dB Bandwidth Plot SISO ANT2 (802.11a (UNII Band 2C) – Ch. 120)

FCC ID: A3LSMT978U		MEASUREMENT REPORT (CERTIFICATION)		Approved by: Quality Manager
Test Report S/N: 1M2004230075-08.A3L	Test Dates: 4/26 - 07/16/2020	EUT Type: Portable Tablet		Page 59 of 231

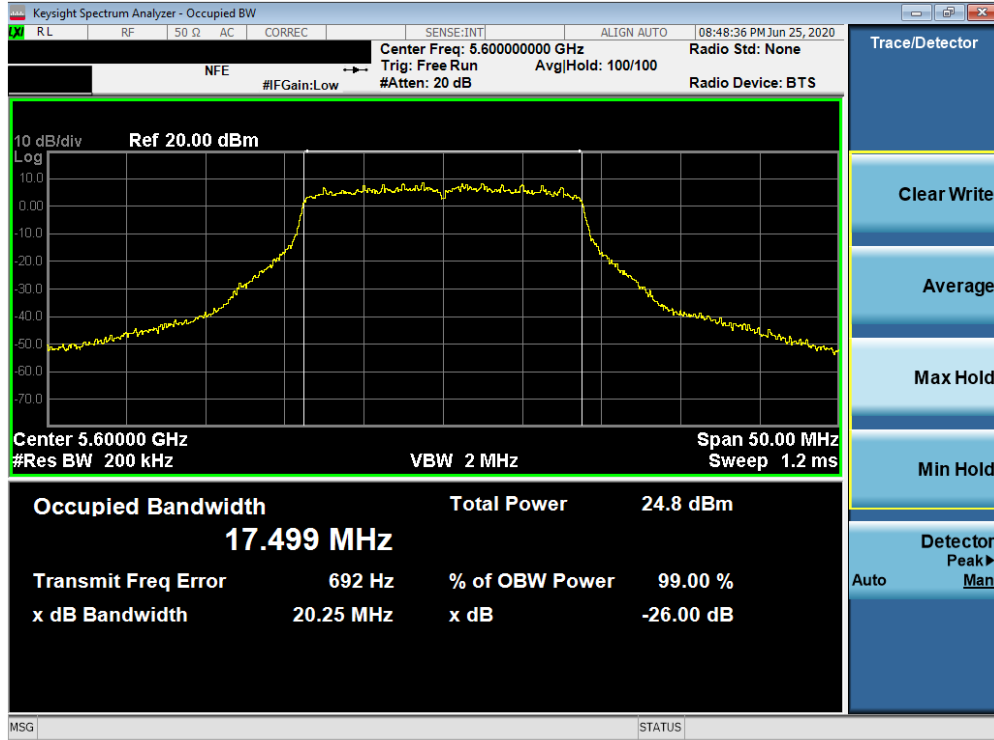


Plot 7-84. 26dB Bandwidth Plot SISO ANT2 (802.11a (UNII Band 2C) – Ch. 144)

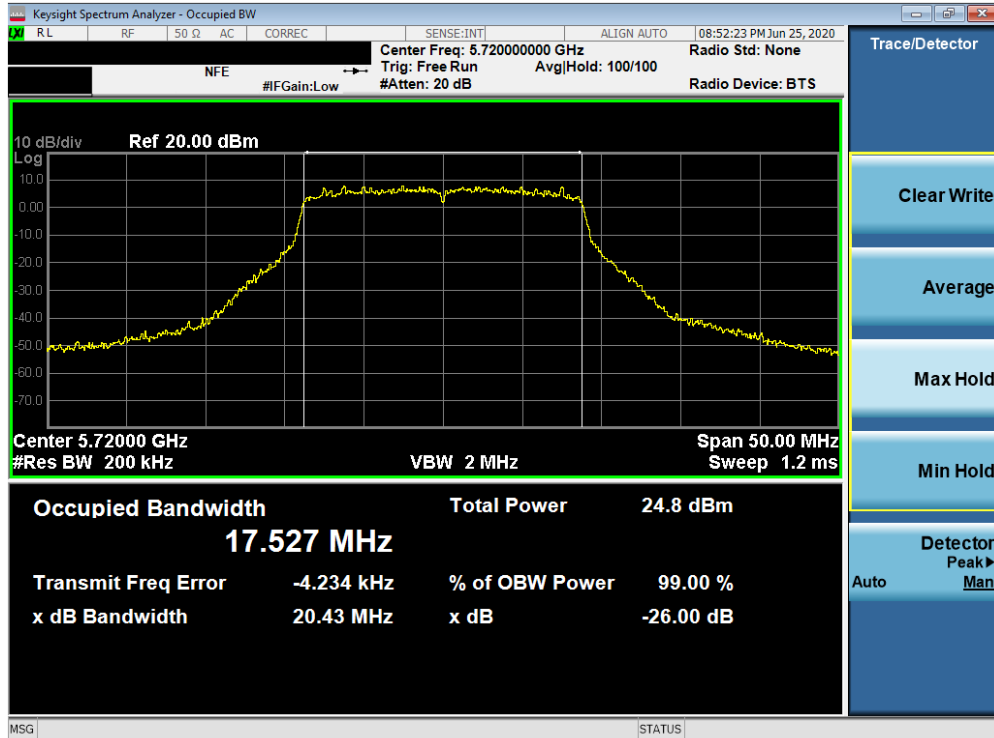


Plot 7-85. 26dB Bandwidth Plot SISO ANT2 (20MHz BW 802.11n (UNII Band 2C) – Ch. 100)

FCC ID: A3LSMT978U		MEASUREMENT REPORT (CERTIFICATION)		Approved by: Quality Manager
Test Report S/N: 1M2004230075-08.A3L	Test Dates: 4/26 - 07/16/2020	EUT Type: Portable Tablet		Page 60 of 231

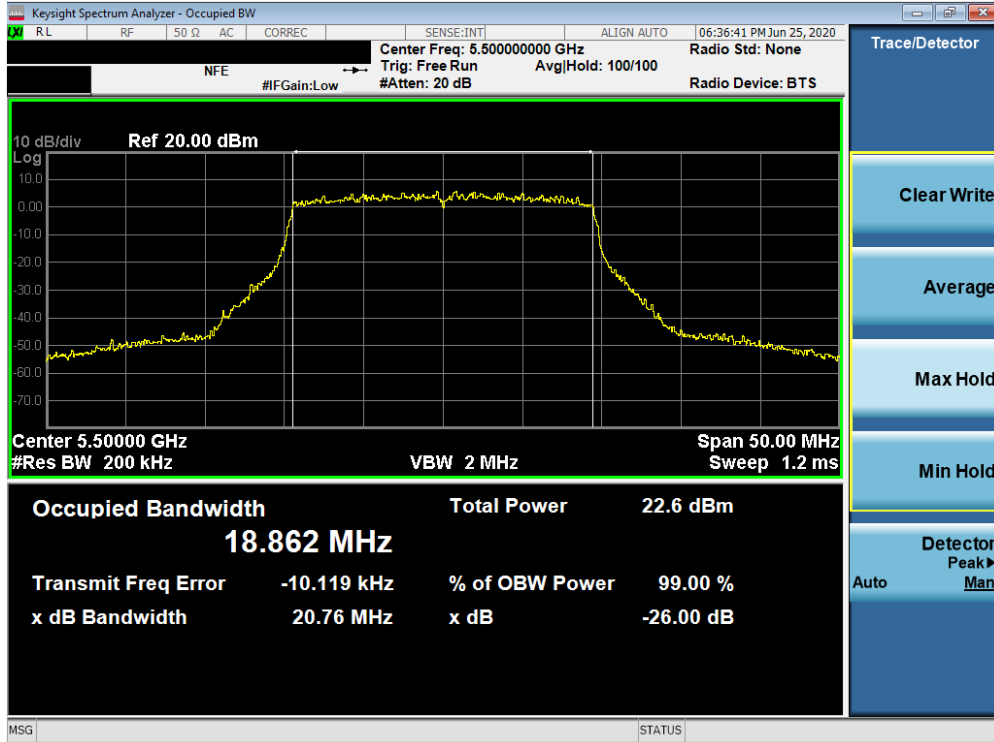


Plot 7-86. 26dB Bandwidth Plot SISO ANT2 (20MHz BW 802.11n (UNII Band 2C) – Ch. 120)

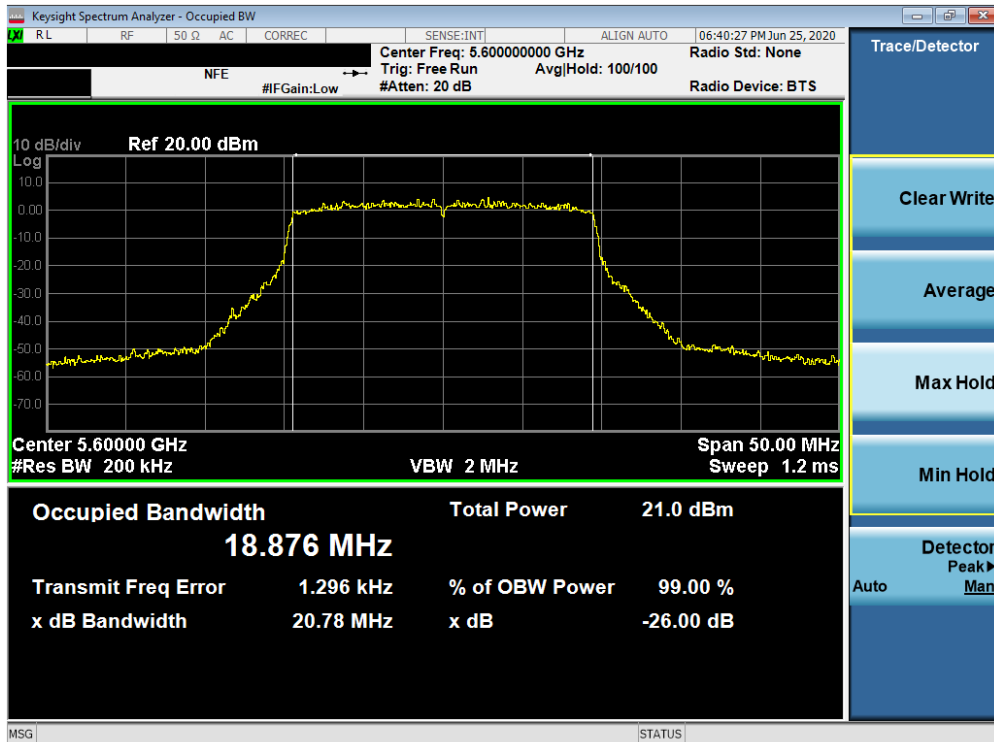


Plot 7-87. 26dB Bandwidth Plot SISO ANT2 (20MHz BW 802.11n (UNII Band 2C) – Ch. 144)

FCC ID: A3LSMT978U		MEASUREMENT REPORT (CERTIFICATION)		Approved by: Quality Manager
Test Report S/N: 1M2004230075-08_A3L	Test Dates: 4/26 - 07/16/2020	EUT Type: Portable Tablet		Page 61 of 231

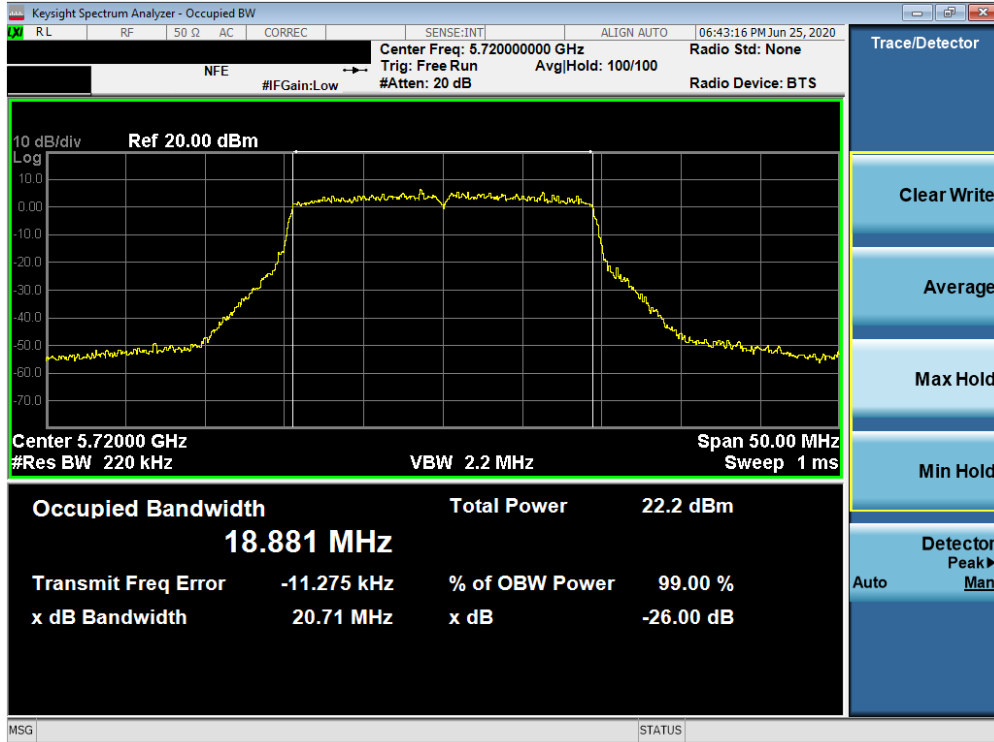


Plot 7-88. 26dB Bandwidth Plot SISO ANT2 (20MHz BW 802.11ax SU (UNII Band 2C) – Ch. 100)

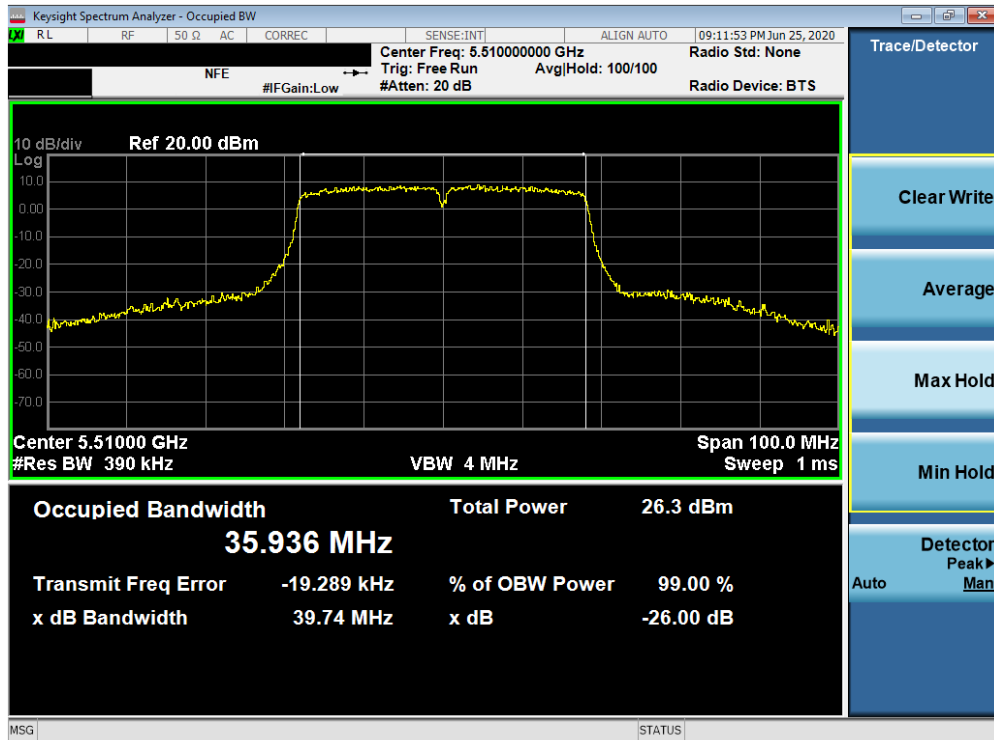


Plot 7-89. 26dB Bandwidth Plot SISO ANT2 (20MHz BW 802.11ax SU (UNII Band 2C) – Ch. 120)

FCC ID: A3LSMT978U		MEASUREMENT REPORT (CERTIFICATION)		Approved by: Quality Manager
Test Report S/N: 1M2004230075-08_A3L	Test Dates: 4/26 - 07/16/2020	EUT Type: Portable Tablet		Page 62 of 231

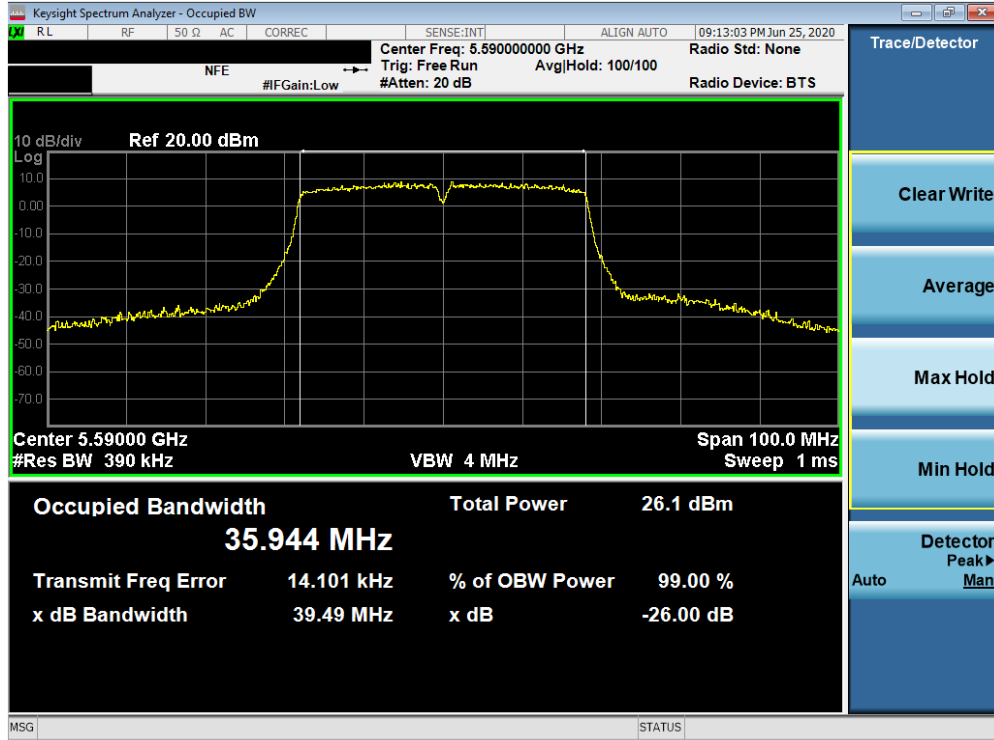


Plot 7-90. 26dB Bandwidth Plot SISO ANT2 (20MHz BW 802.11ax SU (UNII Band 2C) – Ch. 144)

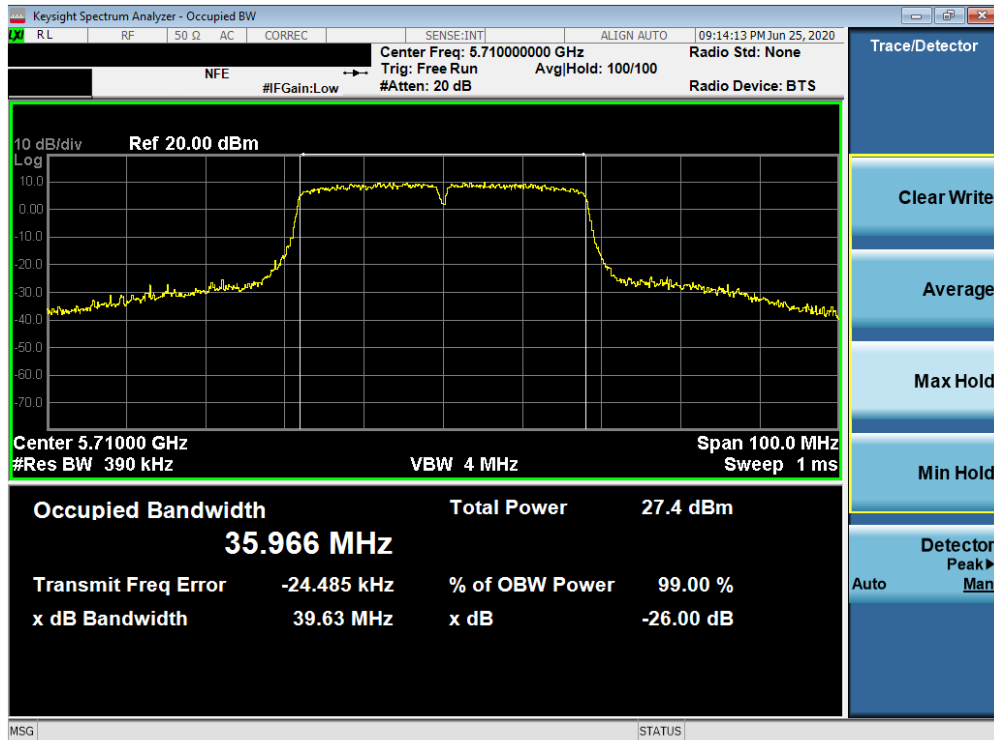


Plot 7-91. 26dB Bandwidth Plot SISO ANT2 (40MHz BW 802.11n (UNII Band 2C) – Ch. 102)

FCC ID: A3LSMT978U		MEASUREMENT REPORT (CERTIFICATION)		Approved by: Quality Manager
Test Report S/N: 1M2004230075-08.A3L	Test Dates: 4/26 - 07/16/2020	EUT Type: Portable Tablet		Page 63 of 231

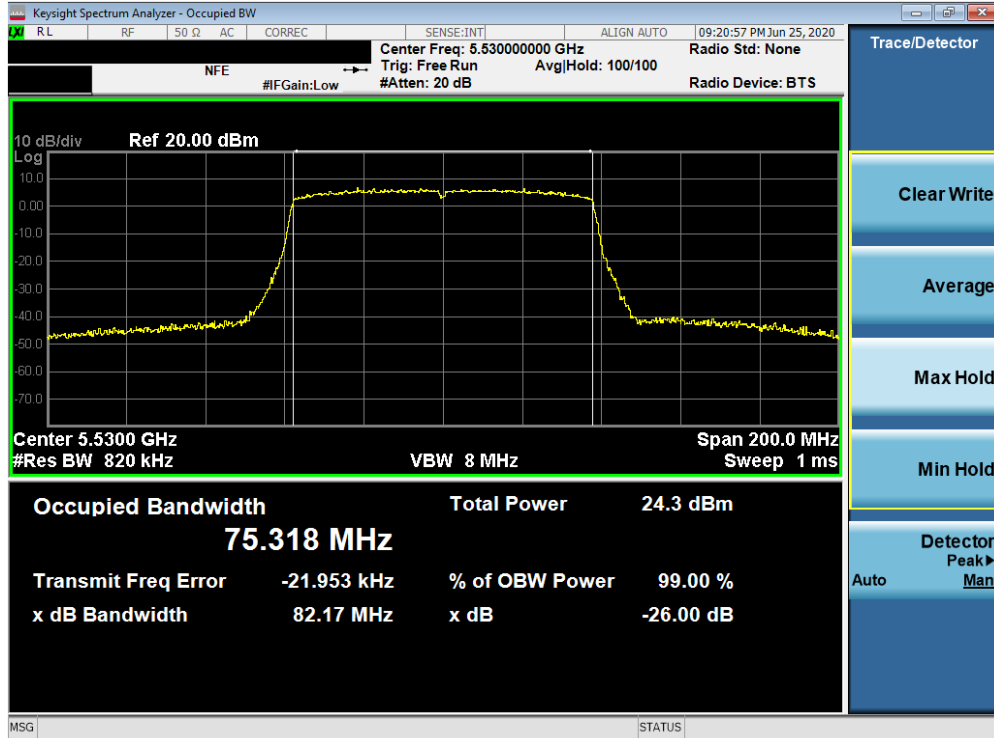


Plot 7-92. 26dB Bandwidth Plot SISO ANT2 (40MHz BW 802.11n (UNII Band 2C) – Ch. 118)

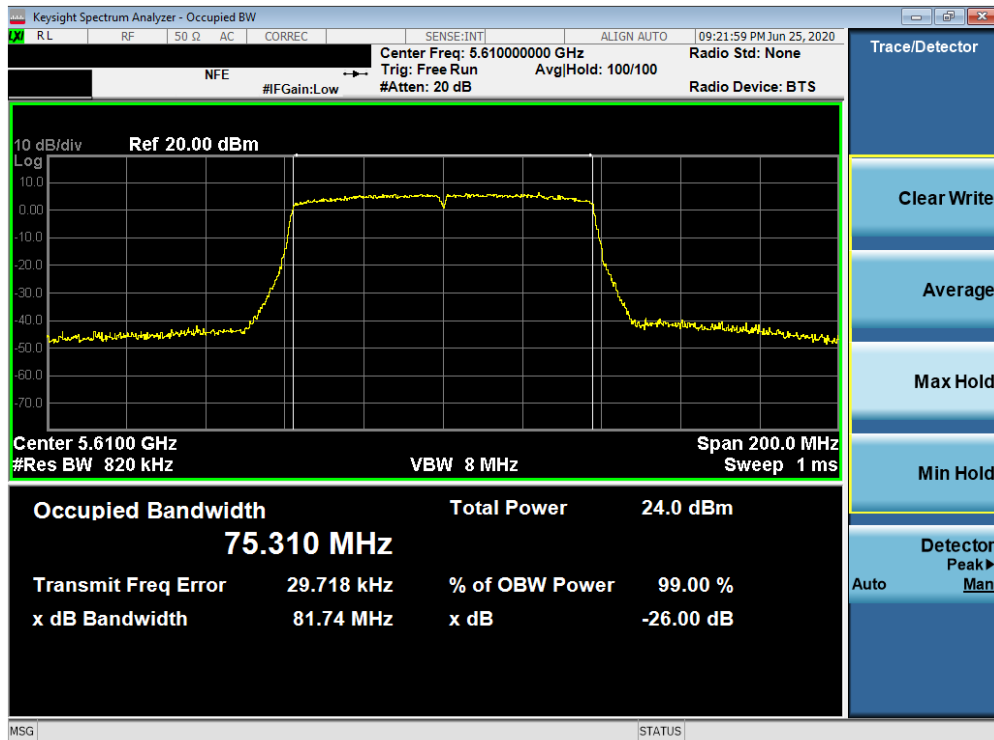


Plot 7-93. 26dB Bandwidth Plot SISO ANT2 (40MHz BW 802.11n (UNII Band 2C) – Ch. 142)

FCC ID: A3LSMT978U		MEASUREMENT REPORT (CERTIFICATION)		Approved by: Quality Manager
Test Report S/N: 1M2004230075-08.A3L	Test Dates: 4/26 - 07/16/2020	EUT Type: Portable Tablet		Page 64 of 231

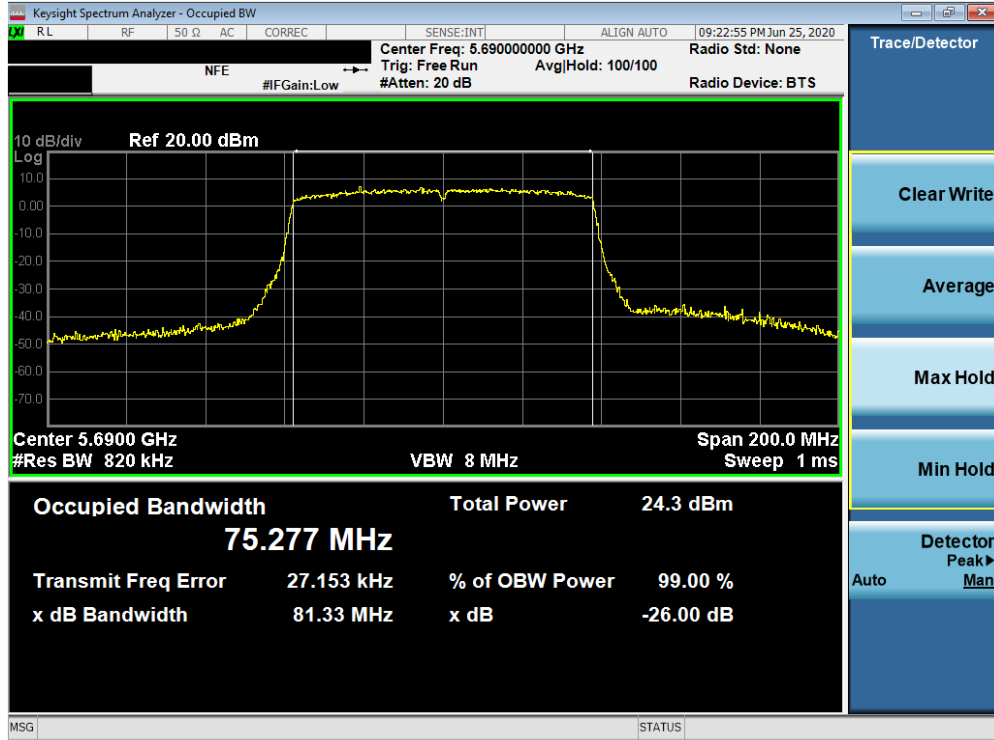


Plot 7-94. 26dB Bandwidth Plot SISO ANT2 (80MHz BW 802.11ac (UNII Band 2C) – Ch. 106)



Plot 7-95. 26dB Bandwidth Plot SISO ANT2 (80MHz BW 802.11ac (UNII Band 2C) – Ch. 122)

FCC ID: A3LSMT978U		MEASUREMENT REPORT (CERTIFICATION)		Approved by: Quality Manager
Test Report S/N: 1M2004230075-08_A3L	Test Dates: 4/26 - 07/16/2020	EUT Type: Portable Tablet		Page 65 of 231



Plot 7-96. 26dB Bandwidth Plot SISO ANT2 (80MHz BW 802.11ac (UNII Band 2C) – Ch. 138)

FCC ID: A3LSMT978U		MEASUREMENT REPORT (CERTIFICATION)		Approved by: Quality Manager
Test Report S/N: 1M2004230075-08.A3L	Test Dates: 4/26 - 07/16/2020	EUT Type: Portable Tablet		Page 66 of 231

7.3 6dB Bandwidth Measurement – 802.11a/n/ac/ax §15.407 (e); RSS-Gen [6.2]

Test Overview and Limit

The bandwidth at 6dB down from the highest in-band spectral density is measured with a spectrum analyzer connected to the antenna terminal while the EUT is operating at its maximum duty cycle, at its maximum power control level, as defined in ANSI C63.10-2013 and KDB 789033 D02 v02r01, and at the appropriate frequencies. The spectrum analyzer’s bandwidth measurement function is configured to measure the 6dB bandwidth.

In the 5.725 – 5.850GHz band, the 6dB bandwidth must be ≥ 500 kHz.

Test Procedure Used

ANSI C63.10-2013 – Section 6.9.2
KDB 789033 D02 v02r01 – Section C

Test Settings

1. The signal analyzers’ automatic bandwidth measurement capability was used to perform the 6dB bandwidth measurement. The “X” dB bandwidth parameter was set to $X = 6$. The automatic bandwidth measurement function also has the capability of simultaneously measuring the 99% occupied bandwidth. The bandwidth measurement was not influenced by any intermediate power nulls in the fundamental emission.
2. RBW = 100 kHz
3. VBW $\geq 3 \times$ RBW
4. Detector = Peak
5. Trace mode = max hold
6. Sweep = auto couple

Test Setup

The EUT and measurement equipment were set up as shown in the diagram below.



Figure 7-2. Test Instrument & Measurement Setup

Test Notes

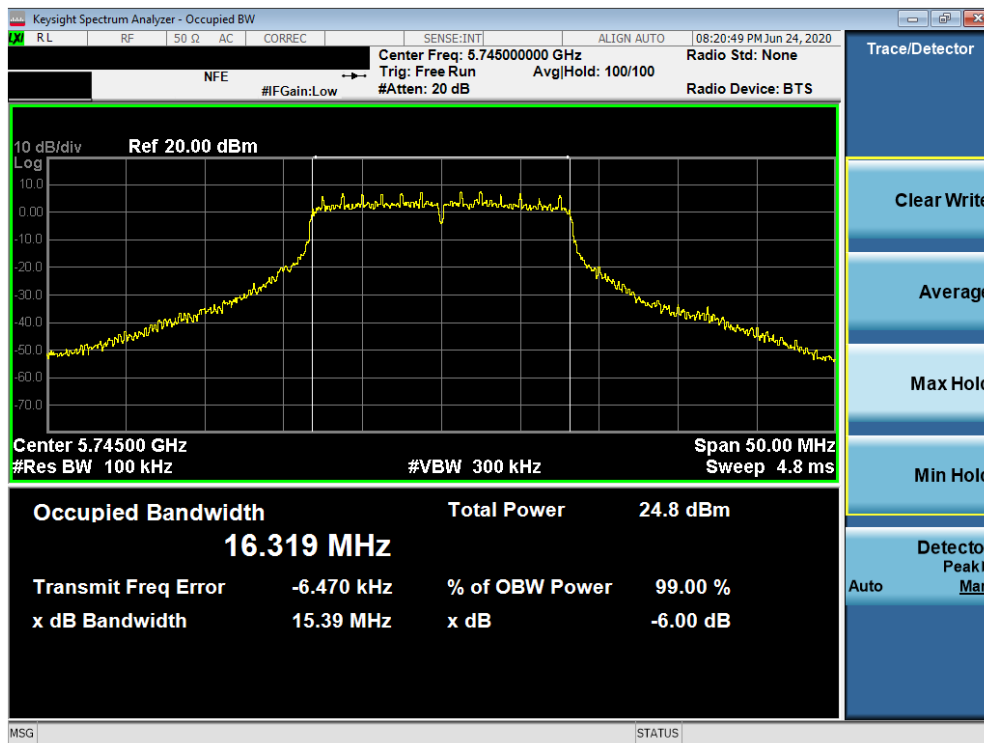
None.

FCC ID: A3LSMT978U		MEASUREMENT REPORT (CERTIFICATION)		Approved by: Quality Manager
Test Report S/N: 1M2004230075-08.A3L	Test Dates: 4/26 - 07/16/2020	EUT Type: Portable Tablet		Page 67 of 231

SISO Antenna-1 6 dB Bandwidth Measurements

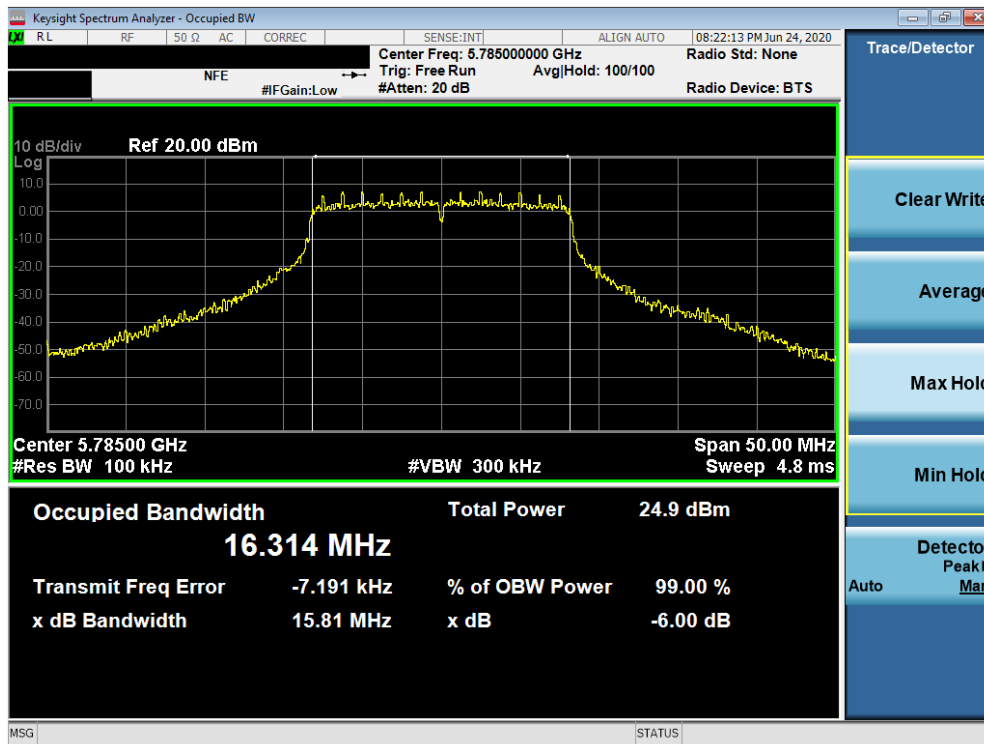
	Frequency [MHz]	Channel No.	802.11 Mode	Data Rate [Mbps]	Measured 6dB Bandwidth [MHz]
Band 3	5745	149	a	6	15.39
	5785	157	a	6	15.81
	5825	165	a	6	15.79
	5745	149	n (20MHz)	6.5/7.2 (MCS0)	16.82
	5785	157	n (20MHz)	6.5/7.2 (MCS0)	15.98
	5825	165	n (20MHz)	6.5/7.2 (MCS0)	16.55
	5745	149	ax (20MHz)	6.5/7.2 (MCS0)	17.50
	5785	157	ax (20MHz)	6.5/7.2 (MCS0)	18.29
	5825	165	ax (20MHz)	6.5/7.2 (MCS0)	18.38
	5755	151	n (40MHz)	13.5/15 (MCS0)	35.44
	5795	159	n (40MHz)	13.5/15 (MCS0)	35.48
	5755	151	ax (40MHz)	13.5/15 (MCS0)	37.56
	5795	159	ax (40MHz)	13.5/15 (MCS0)	37.42
	5775	155	ac (80MHz)	29.3/32.5 (MCS0)	72.98
5775	155	ax (80MHz)	29.3/32.5 (MCS0)	76.27	

Table 7-4. Conducted Bandwidth Measurements SISO ANT1

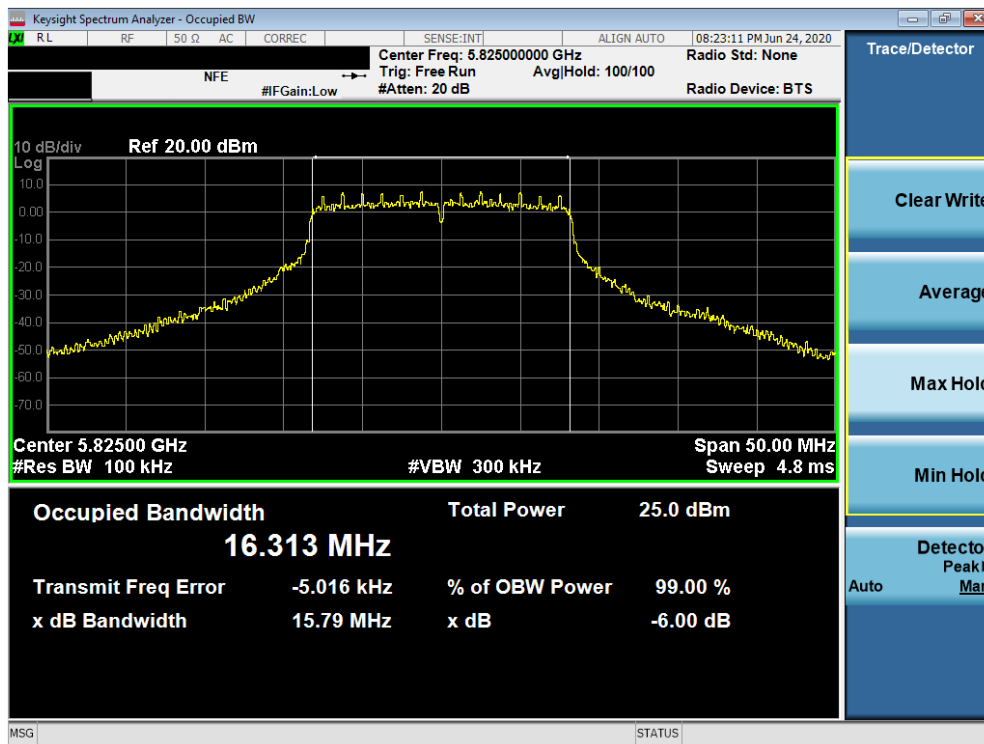


Plot 7-97. 6dB Bandwidth Plot SISO ANT1 (802.11a (UNII Band 3) – Ch. 149)


FCC ID: A3LSMT978U		MEASUREMENT REPORT (CERTIFICATION)		Approved by: Quality Manager
Test Report S/N: 1M2004230075-08_A3L	Test Dates: 4/26 - 07/16/2020	EUT Type: Portable Tablet		Page 68 of 231

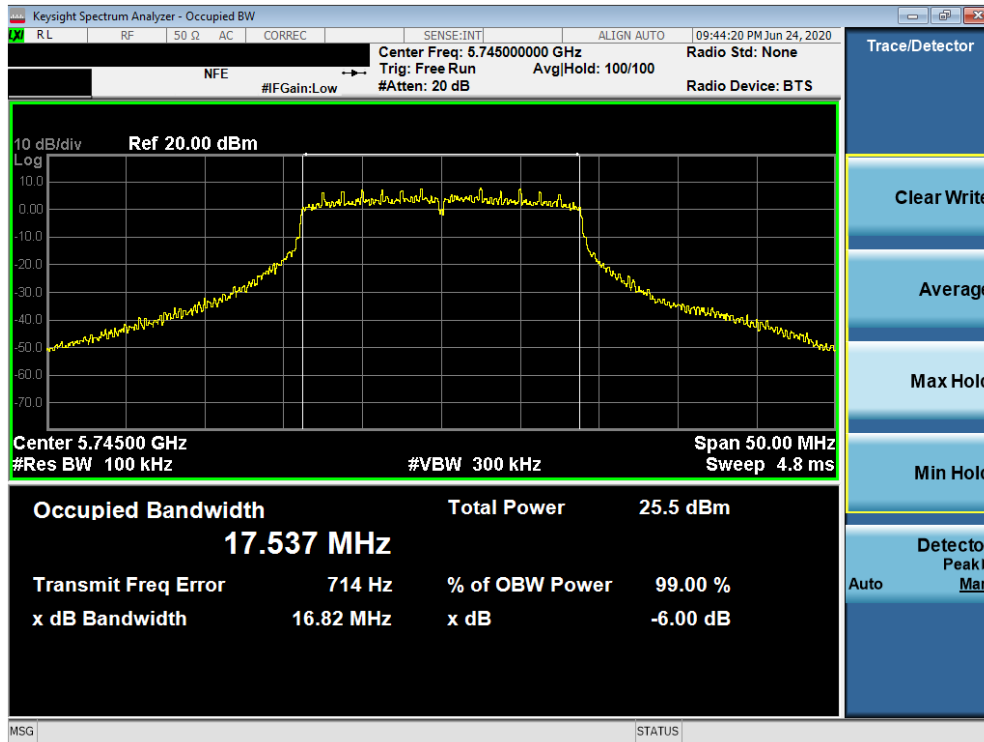


Plot 7-98. 6dB Bandwidth Plot SISO ANT1 (802.11a (UNII Band 3) – Ch. 157)

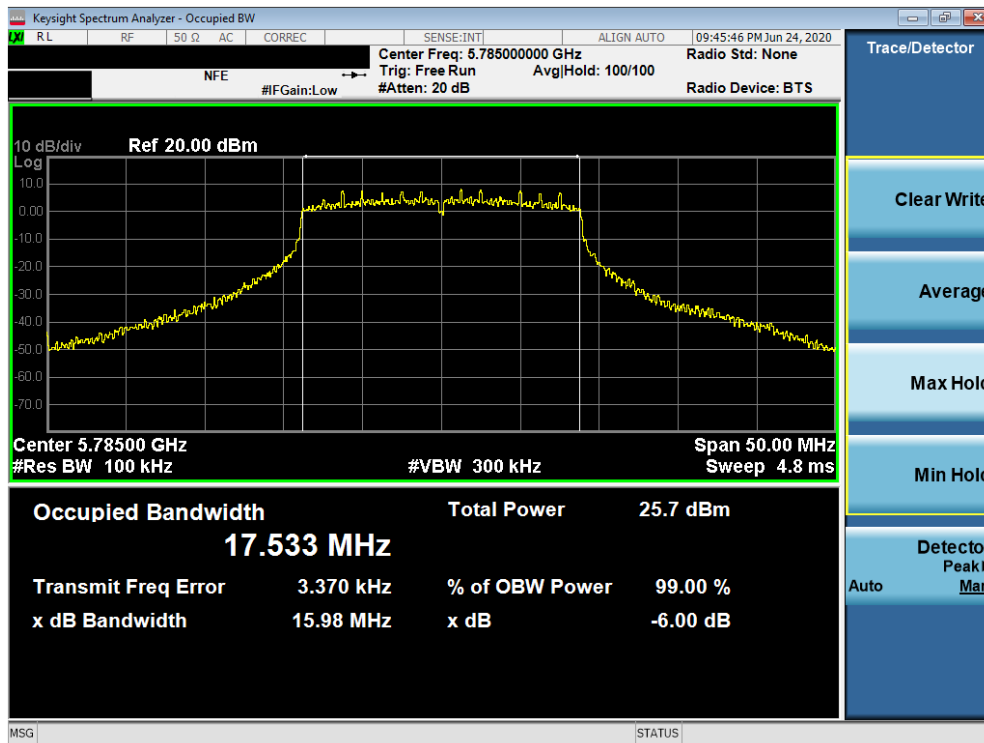


Plot 7-99. 6dB Bandwidth Plot SISO ANT1 (802.11a (UNII Band 3) – Ch. 165)


FCC ID: A3LSMT978U		MEASUREMENT REPORT (CERTIFICATION)		Approved by: Quality Manager
Test Report S/N: 1M2004230075-08_A3L	Test Dates: 4/26 - 07/16/2020	EUT Type: Portable Tablet		Page 69 of 231



Plot 7-100. 6dB Bandwidth Plot SISO ANT1 (20MHz BW 802.11n (UNII Band 3) – Ch. 149)

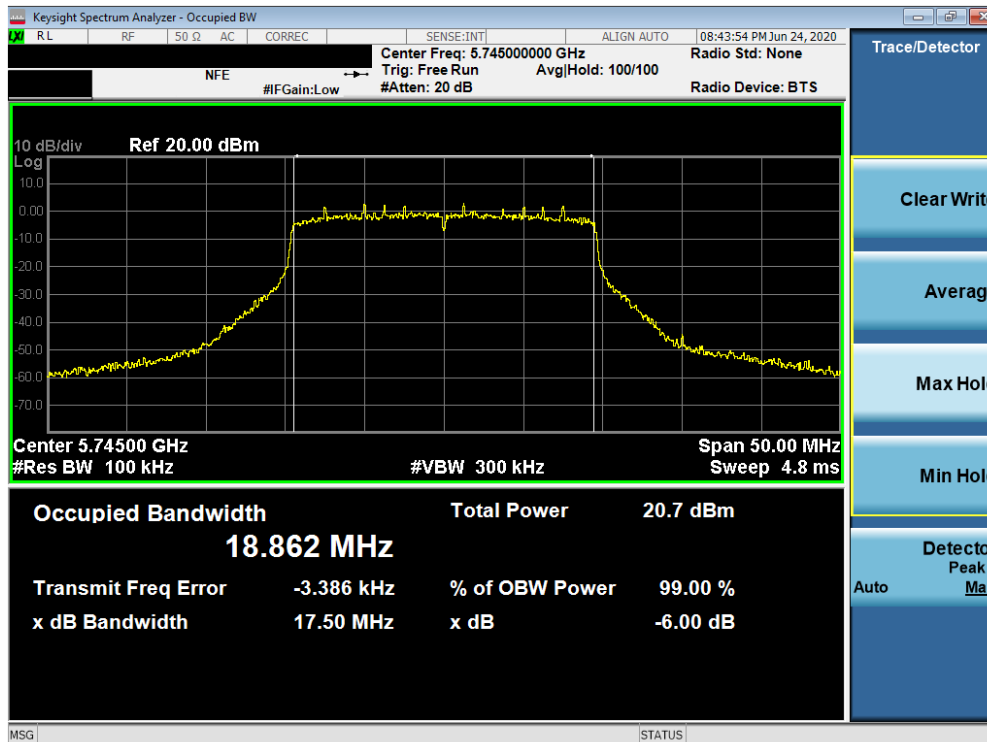


Plot 7-101. 6dB Bandwidth Plot SISO ANT1 (20MHz BW 802.11n (UNII Band 3) – Ch. 157)

FCC ID: A3LSMT978U		MEASUREMENT REPORT (CERTIFICATION)		Approved by: Quality Manager
Test Report S/N: 1M2004230075-08_A3L	Test Dates: 4/26 - 07/16/2020	EUT Type: Portable Tablet		Page 70 of 231

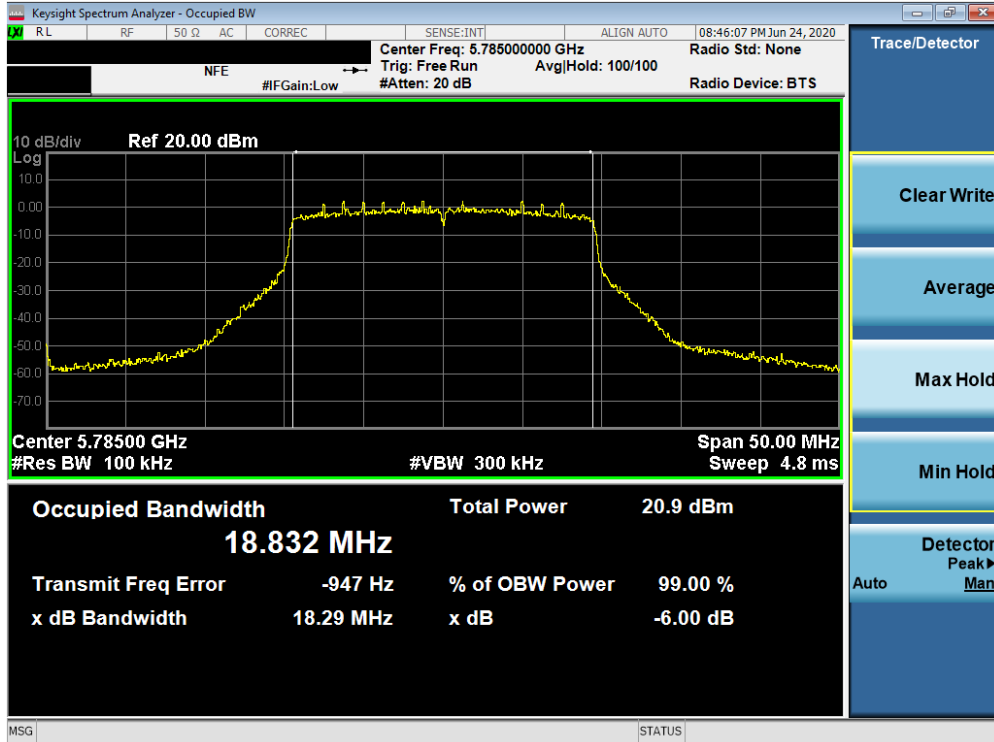


Plot 7-102. 6dB Bandwidth Plot SISO ANT1 (20MHz BW 802.11n (UNII Band 3) – Ch. 165)

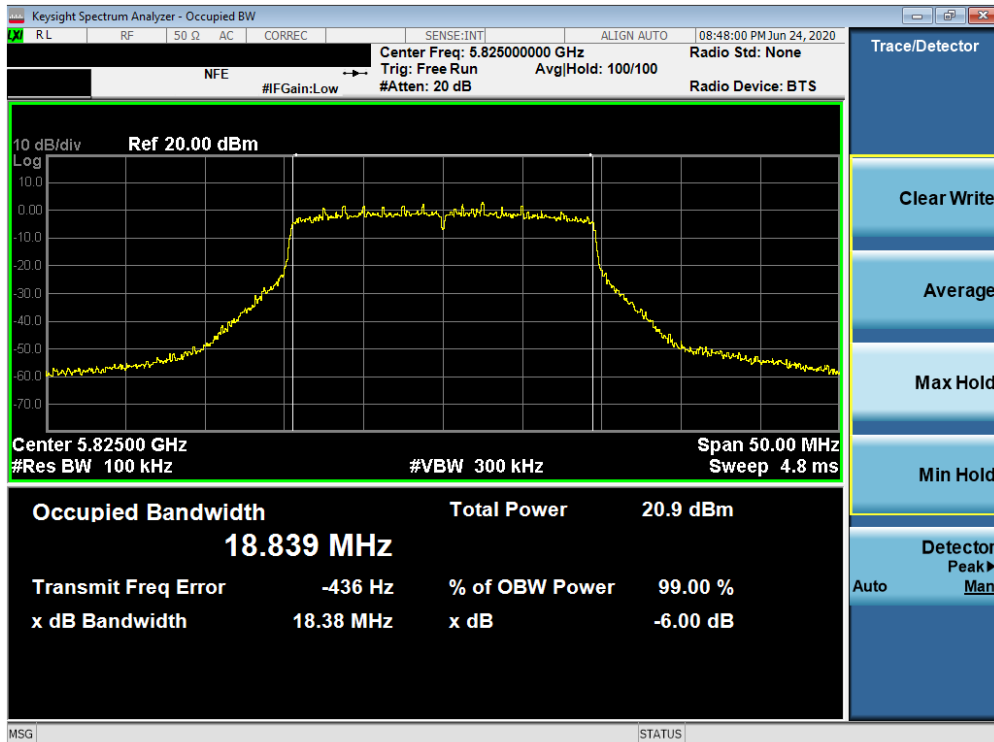


Plot 7-103. 6dB Bandwidth Plot SISO ANT1 (20MHz BW 802.11ax SU (UNII Band 3) – Ch. 149)

FCC ID: A3LSMT978U		MEASUREMENT REPORT (CERTIFICATION)		Approved by: Quality Manager
Test Report S/N: 1M2004230075-08_A3L	Test Dates: 4/26 - 07/16/2020	EUT Type: Portable Tablet		Page 71 of 231

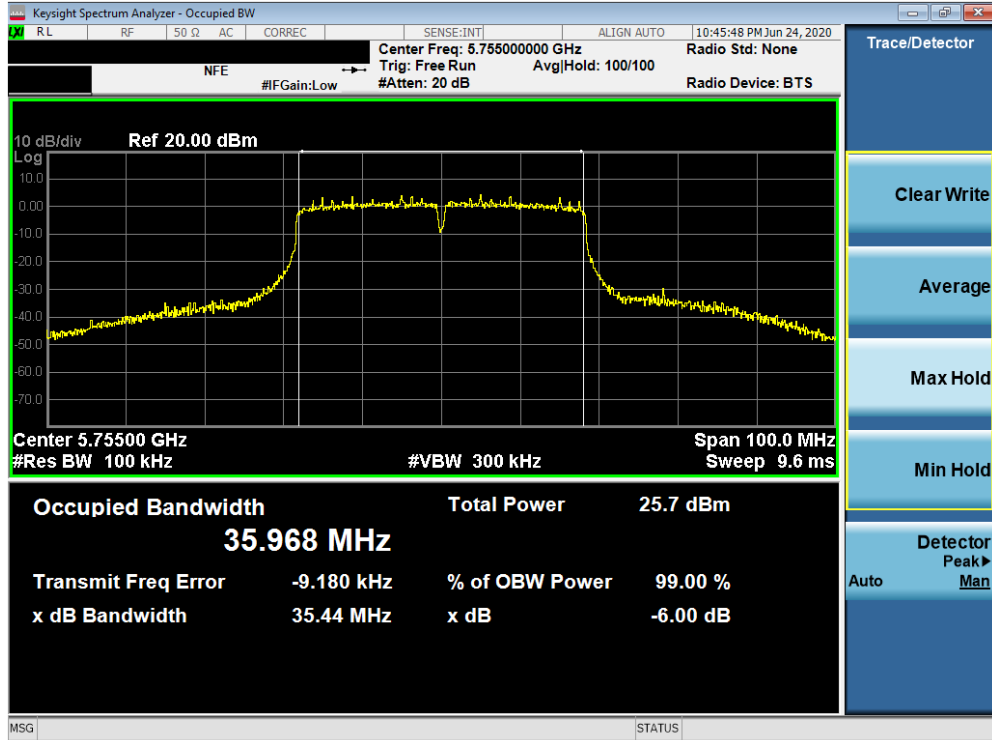


Plot 7-104. 6dB Bandwidth Plot SISO ANT1 (20MHz BW 802.11ax SU (UNII Band 3) – Ch. 157)

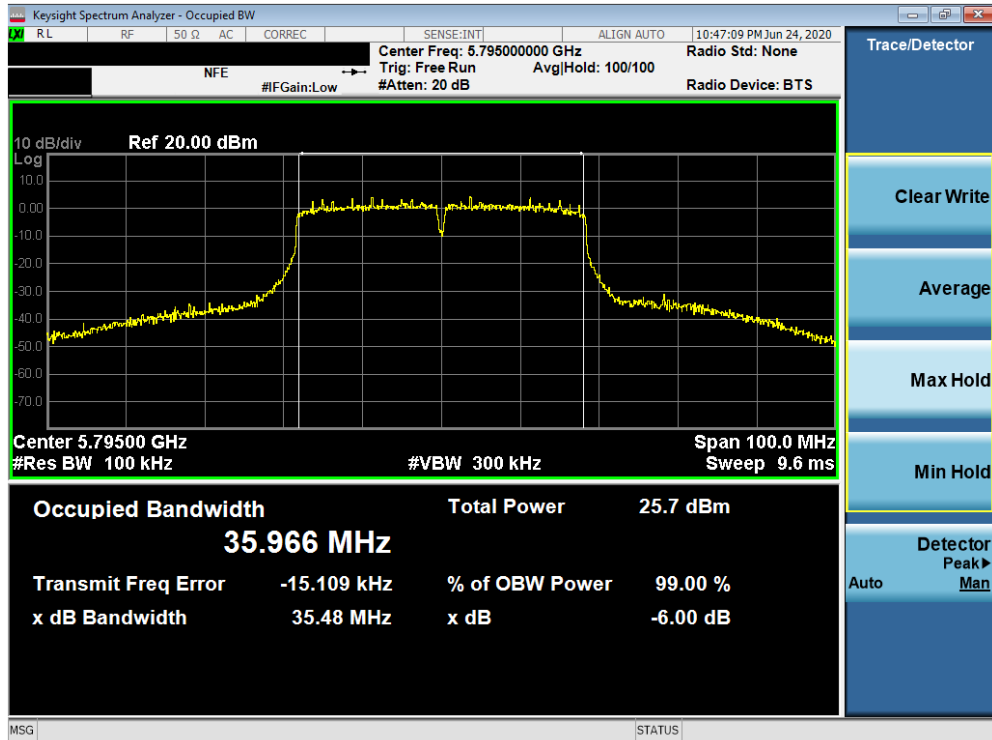


Plot 7-105. 6dB Bandwidth Plot SISO ANT1 (20MHz BW 802.11ax SU (UNII Band 3) – Ch. 165)

FCC ID: A3LSMT978U		MEASUREMENT REPORT (CERTIFICATION)		Approved by: Quality Manager
Test Report S/N: 1M2004230075-08_A3L	Test Dates: 4/26 - 07/16/2020	EUT Type: Portable Tablet		Page 72 of 231

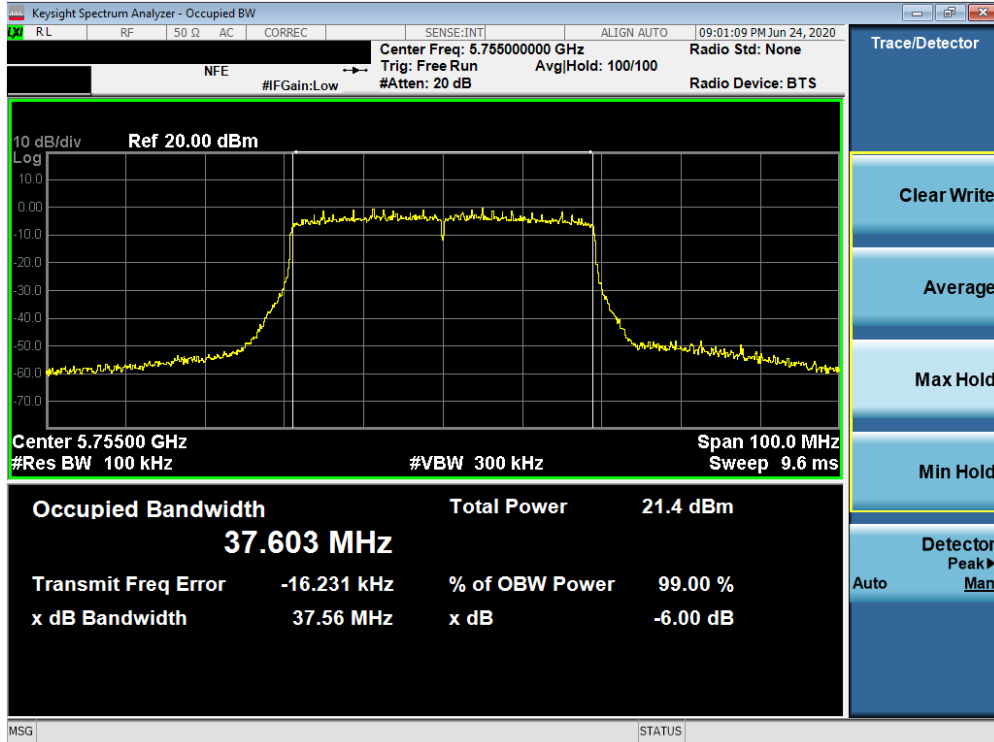


Plot 7-106. 6dB Bandwidth Plot SISO ANT1 (40MHz BW 802.11n (UNII Band 3) – Ch. 151)

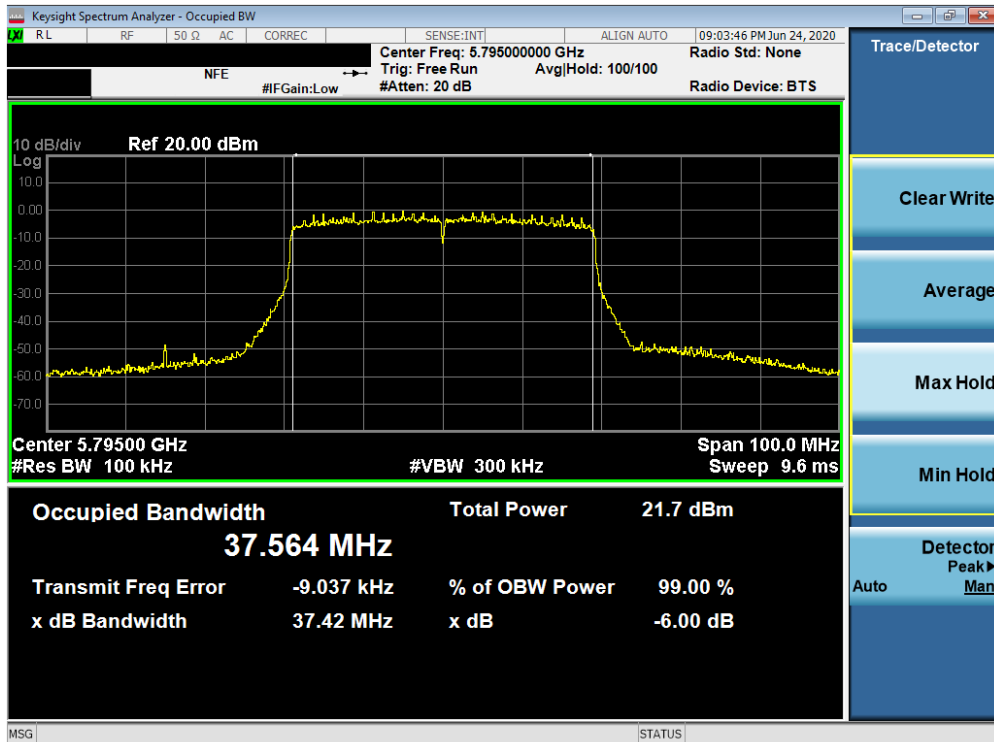


Plot 7-107. 6dB Bandwidth Plot SISO ANT1 (40MHz BW 802.11n (UNII Band 3) – Ch. 159)

FCC ID: A3LSMT978U		MEASUREMENT REPORT (CERTIFICATION)		Approved by: Quality Manager
Test Report S/N: 1M2004230075-08.A3L	Test Dates: 4/26 - 07/16/2020	EUT Type: Portable Tablet		Page 73 of 231

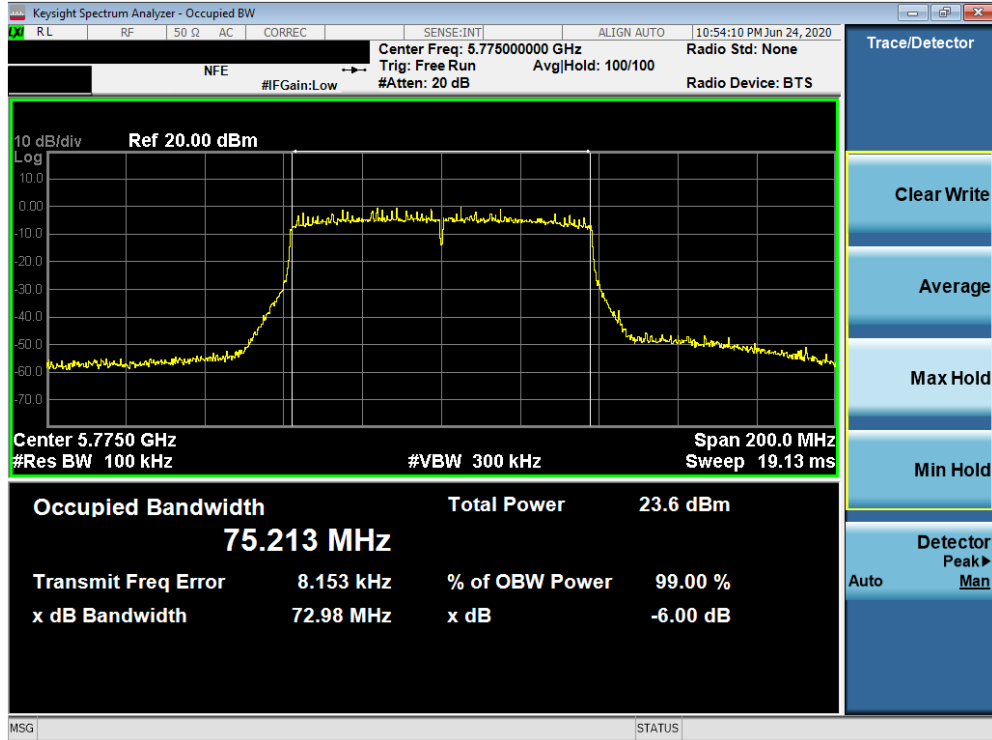


Plot 7-108. 6dB Bandwidth Plot SISO ANT1 (40MHz BW 802.11ax SU (UNII Band 3) – Ch. 151)

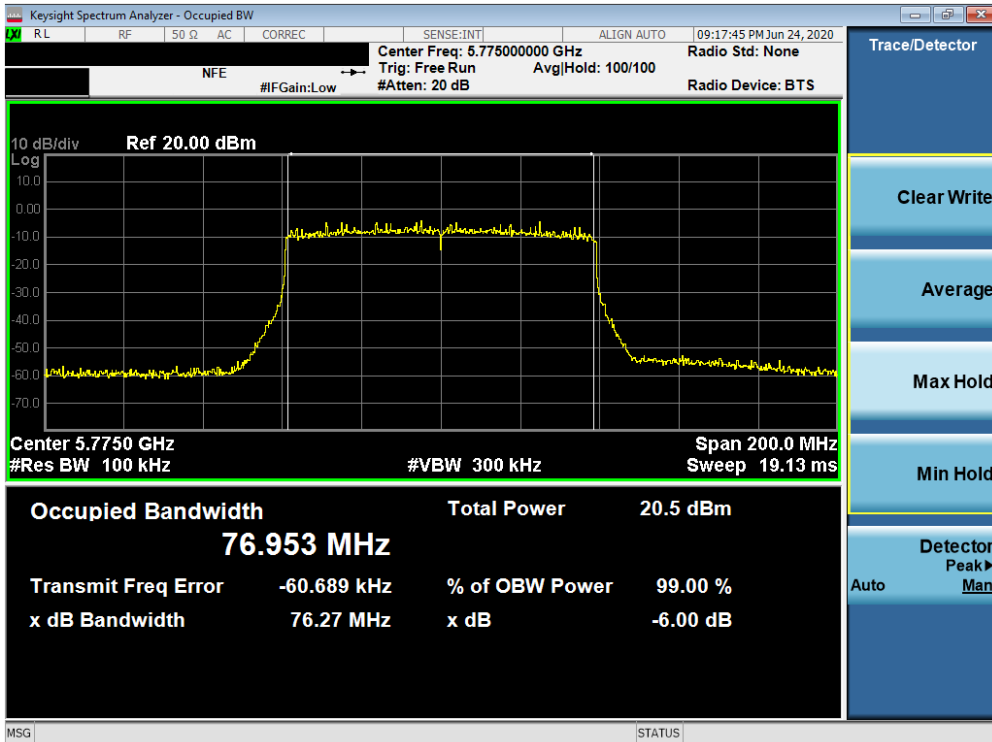


Plot 7-109. 6dB Bandwidth Plot SISO ANT1 (40MHz BW 802.11ax SU (UNII Band 3) – Ch. 159)

FCC ID: A3LSMT978U		MEASUREMENT REPORT (CERTIFICATION)		Approved by: Quality Manager
Test Report S/N: 1M2004230075-08.A3L	Test Dates: 4/26 - 07/16/2020	EUT Type: Portable Tablet		Page 74 of 231



Plot 7-110. 6dB Bandwidth Plot SISO ANT1 (80MHz BW 802.11ac (UNII Band 3) – Ch. 155)



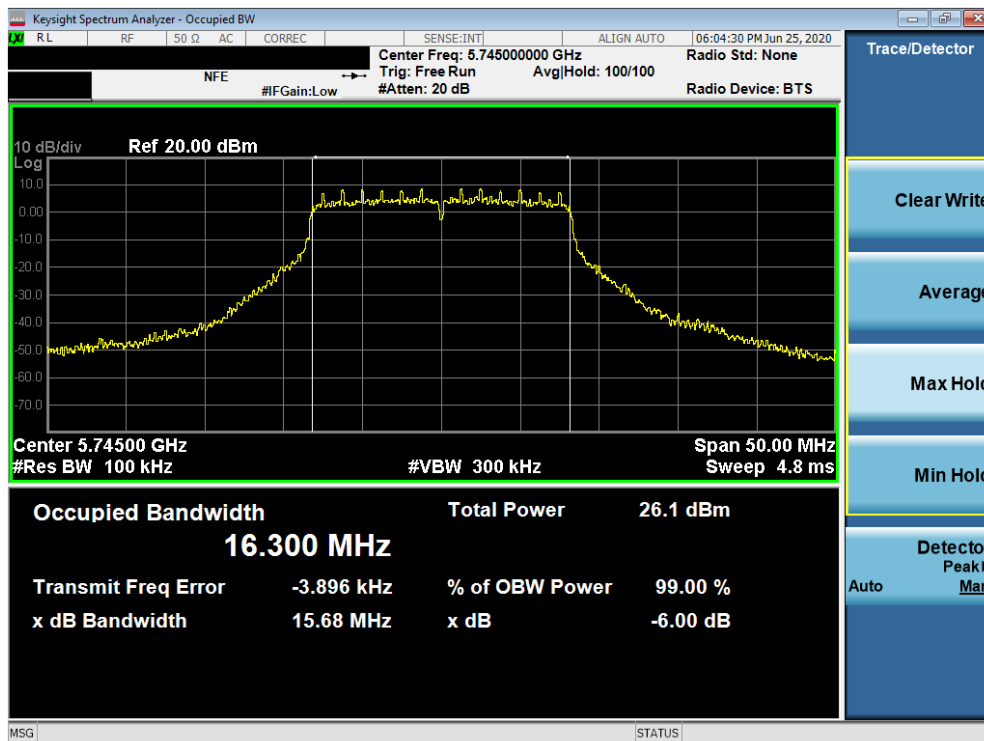
Plot 7-111. 6dB Bandwidth Plot SISO ANT1 (80MHz BW 802.11ax SU (UNII Band 3) – Ch. 155)

FCC ID: A3LSMT978U		MEASUREMENT REPORT (CERTIFICATION)		Approved by: Quality Manager
Test Report S/N: 1M2004230075-08.A3L	Test Dates: 4/26 - 07/16/2020	EUT Type: Portable Tablet		Page 75 of 231

SISO Antenna-2 6dB Bandwidth Measurements

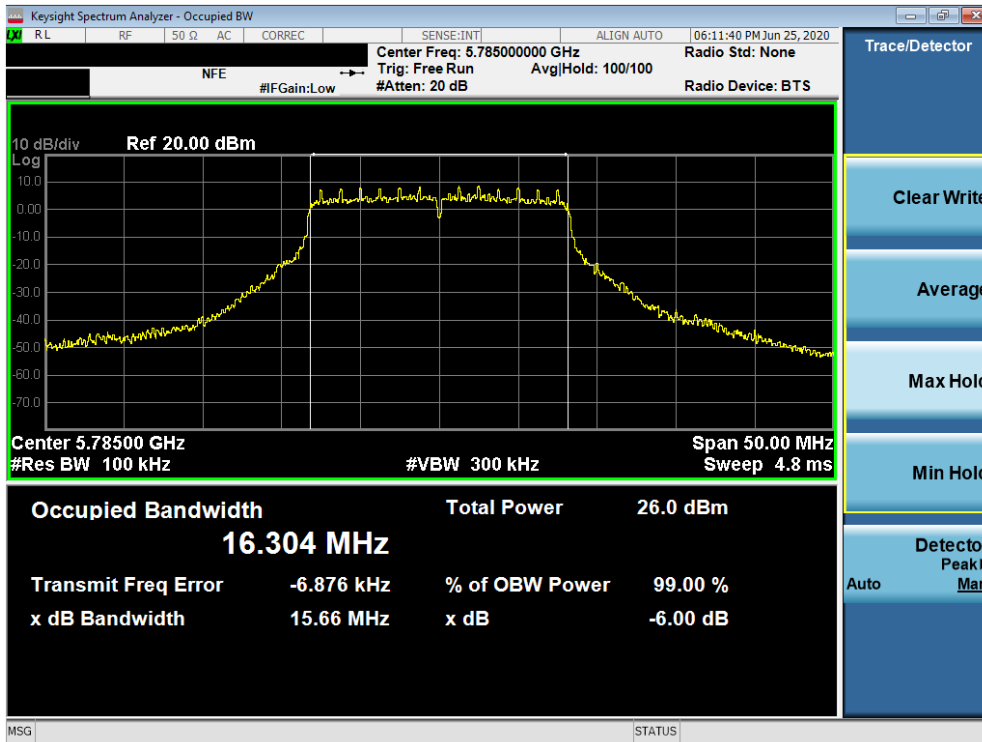
	Frequency [MHz]	Channel No.	802.11 Mode	Data Rate [Mbps]	Measured 6dB Bandwidth [MHz]
Band 3	5745	149	a	6	15.68
	5785	157	a	6	15.66
	5825	165	a	6	15.76
	5745	149	n (20MHz)	6.5/7.2 (MCS0)	16.56
	5785	157	n (20MHz)	6.5/7.2 (MCS0)	15.53
	5825	165	n (20MHz)	6.5/7.2 (MCS0)	16.57
	5745	149	ax (20MHz)	6.5/7.2 (MCS0)	17.89
	5785	157	ax (20MHz)	6.5/7.2 (MCS0)	18.59
	5825	165	ax (20MHz)	6.5/7.2 (MCS0)	18.49
	5755	151	n (40MHz)	13.5/15 (MCS0)	35.16
	5795	159	n (40MHz)	13.5/15 (MCS0)	35.49
	5755	151	ax (40MHz)	13.5/15 (MCS0)	37.05
	5795	159	ax (40MHz)	13.5/15 (MCS0)	37.23
	5775	155	ac (80MHz)	29.3/32.5 (MCS0)	74.18
5775	155	ax (80MHz)	29.3/32.5 (MCS0)	75.68	

Table 7-5. Conducted Bandwidth Measurements SISO ANT2

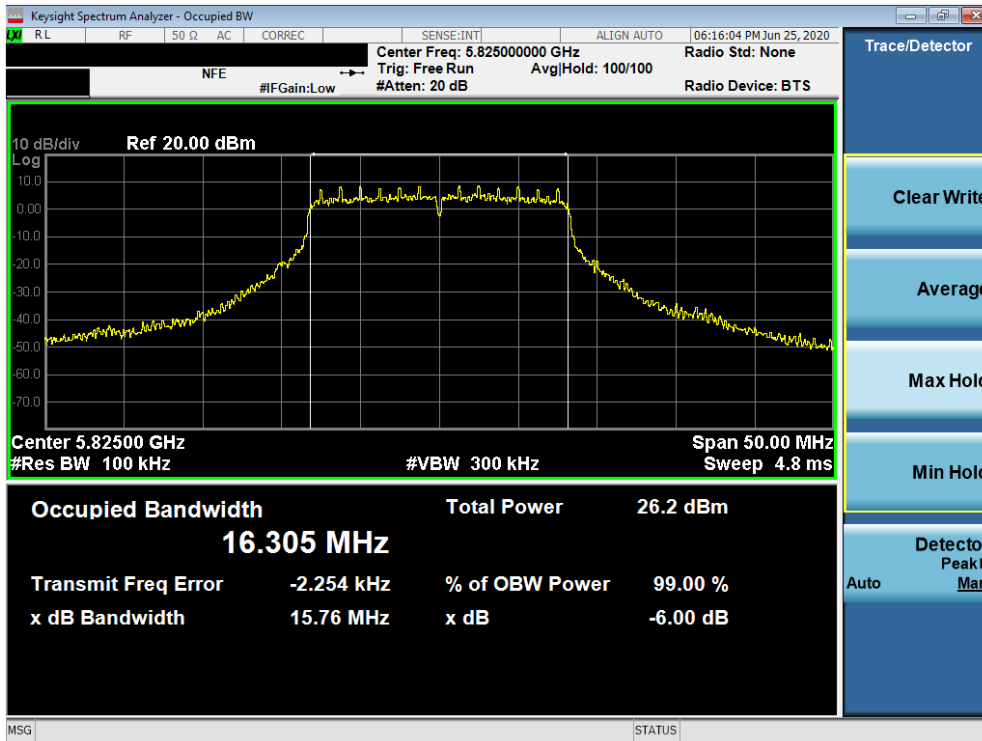


Plot 7-112. 6dB Bandwidth Plot SISO ANT2 (802.11a (UNII Band 3) – Ch. 149)

FCC ID: A3LSMT978U		MEASUREMENT REPORT (CERTIFICATION)		Approved by: Quality Manager
Test Report S/N: 1M2004230075-08_A3L	Test Dates: 4/26 - 07/16/2020	EUT Type: Portable Tablet		Page 76 of 231

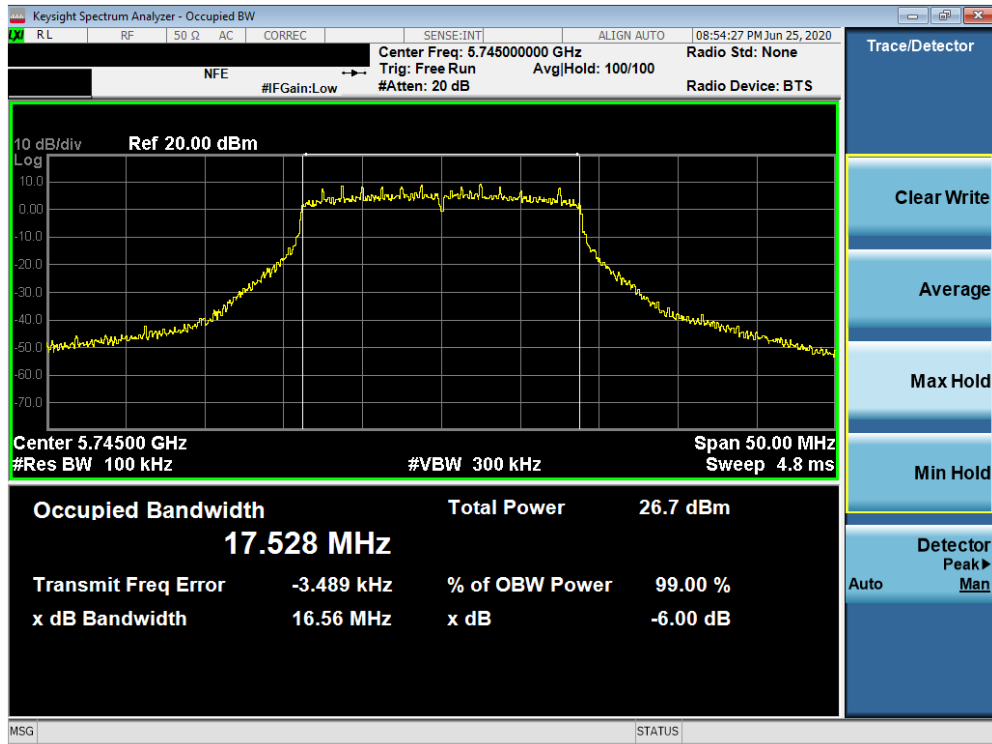


Plot 7-113. 6dB Bandwidth Plot SISO ANT2 (802.11a (UNII Band 3) – Ch. 157)

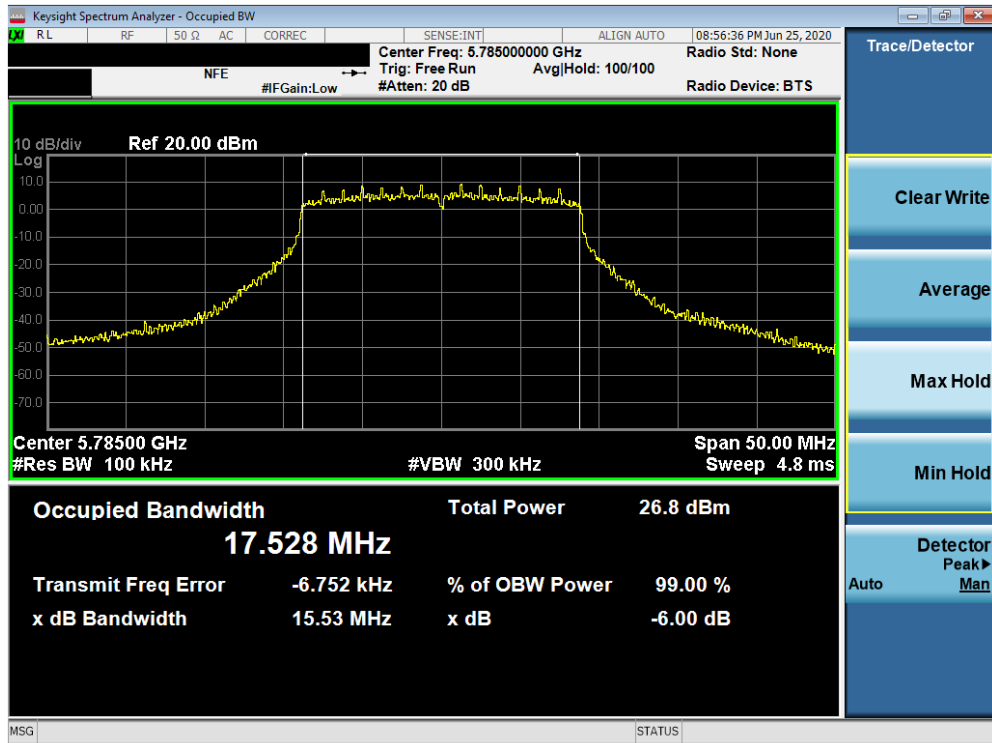


Plot 7-114. 6dB Bandwidth Plot SISO ANT2 (802.11a (UNII Band 3) – Ch. 165)

FCC ID: A3LSMT978U		MEASUREMENT REPORT (CERTIFICATION)		Approved by: Quality Manager
Test Report S/N: 1M2004230075-08_A3L	Test Dates: 4/26 - 07/16/2020	EUT Type: Portable Tablet		Page 77 of 231



Plot 7-115. 6dB Bandwidth Plot SISO ANT2 (20MHz BW 802.11n (UNII Band 3) – Ch. 149)



Plot 7-116. 6dB Bandwidth Plot SISO ANT2 (20MHz BW 802.11n (UNII Band 3) – Ch. 157)

FCC ID: A3LSMT978U		MEASUREMENT REPORT (CERTIFICATION)		Approved by: Quality Manager
Test Report S/N: 1M2004230075-08_A3L	Test Dates: 4/26 - 07/16/2020	EUT Type: Portable Tablet		Page 78 of 231