


Appendix F. Photographs of EUT and Setup

The setup photographs for SAR testing are shown as follows.

SAR Test Report

<Photographs of EUT>



SAR Test Report

Cover



Keyboard

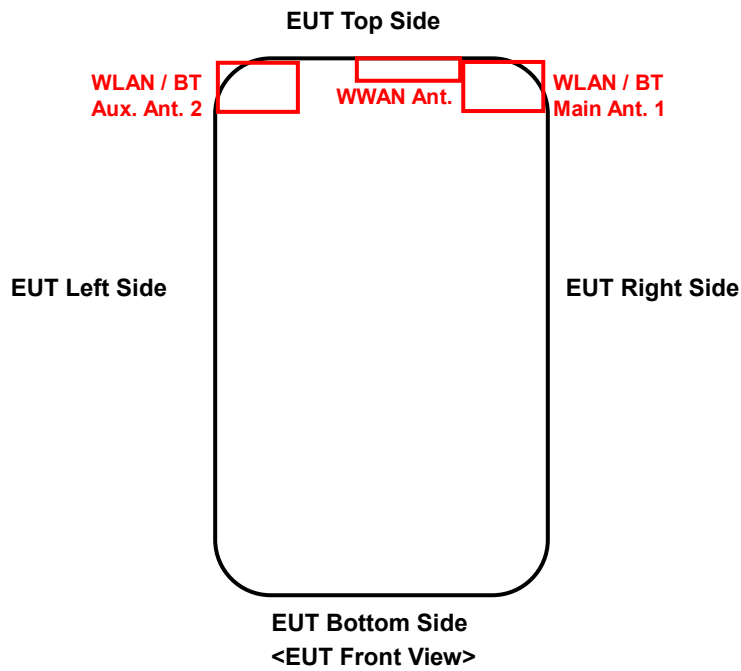


S-pen



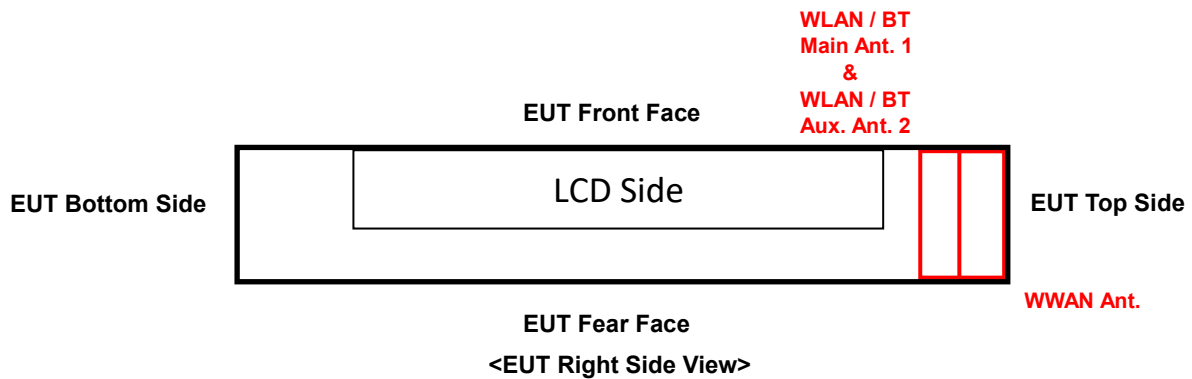
SAR Test Report

<Antenna Location>



The separation distance for antenna to edge:

Antenna	To Top Side (mm)	To Bottom Side (mm)	To Left Side (mm)	To Right Side (mm)
WWAN Ant.	0	285	68	46
WLAN / BT Main Ant-1	0	271	136	0
WLAN / BT Aux. Ant-2	0	271	0	135




The separation distance for antenna to edge:

Antenna	To Front Face (mm)	To Rear Face (mm)
WWAN Ant.	0	0
WLAN / BT Main Ant-1	0	0
WLAN / BT Aux. Ant-2	0	0

SAR Test Report

<Photographs of SAR Setup>




Rear Face of EUT at 0 mm



Rear Face of EUT at 10 mm




Rear Face of EUT at 18 mm




Rear Face of EUT at 19 mm




Left Side of EUT at 0 mm



Left Side of EUT at 4 mm




Left Corner of EUT at 9 mm




Right Side of EUT at 0 mm



Right Side of EUT at 7 mm



Right Corner of EUT at 11 mm



Top Side of EUT at 0 mm



Top Side of EUT at 19 mm

SAR Test Report

