


PHOTOGRAPHS OF THE TEST CONFIGURATION

H-Field_0cm (Left)



H-Field_0cm (Right)




H-Field_0cm (Top)




H-Field_0cm (Bottom)



H-Field_0cm (Z-axis (Above))



H-Field_0cm (Z-axis (Below))



E-Field_15cm (Left)



E-Field_15cm (Right)




E-Field_15cm (Top)




E-Field_15cm (Bottom)




E-Field_15cm (Z-axis (Above))




E-Field_15cm (Z-axis (Below))



E-Field_20cm (Z-axis (Above))



E-Field_20cm (Z-axis (Below))




H-Field_15cm (Left)



H-Field_15cm (Right)




H-Field_15cm (Top)




H-Field_15cm (Bottom)




H-Field_15cm (Z-axis (Above))



H-Field_15cm (Z-axis (Below))



H-Field_20cm (Z-axis (Above))



H-Field_20cm (Z-axis (Below))

