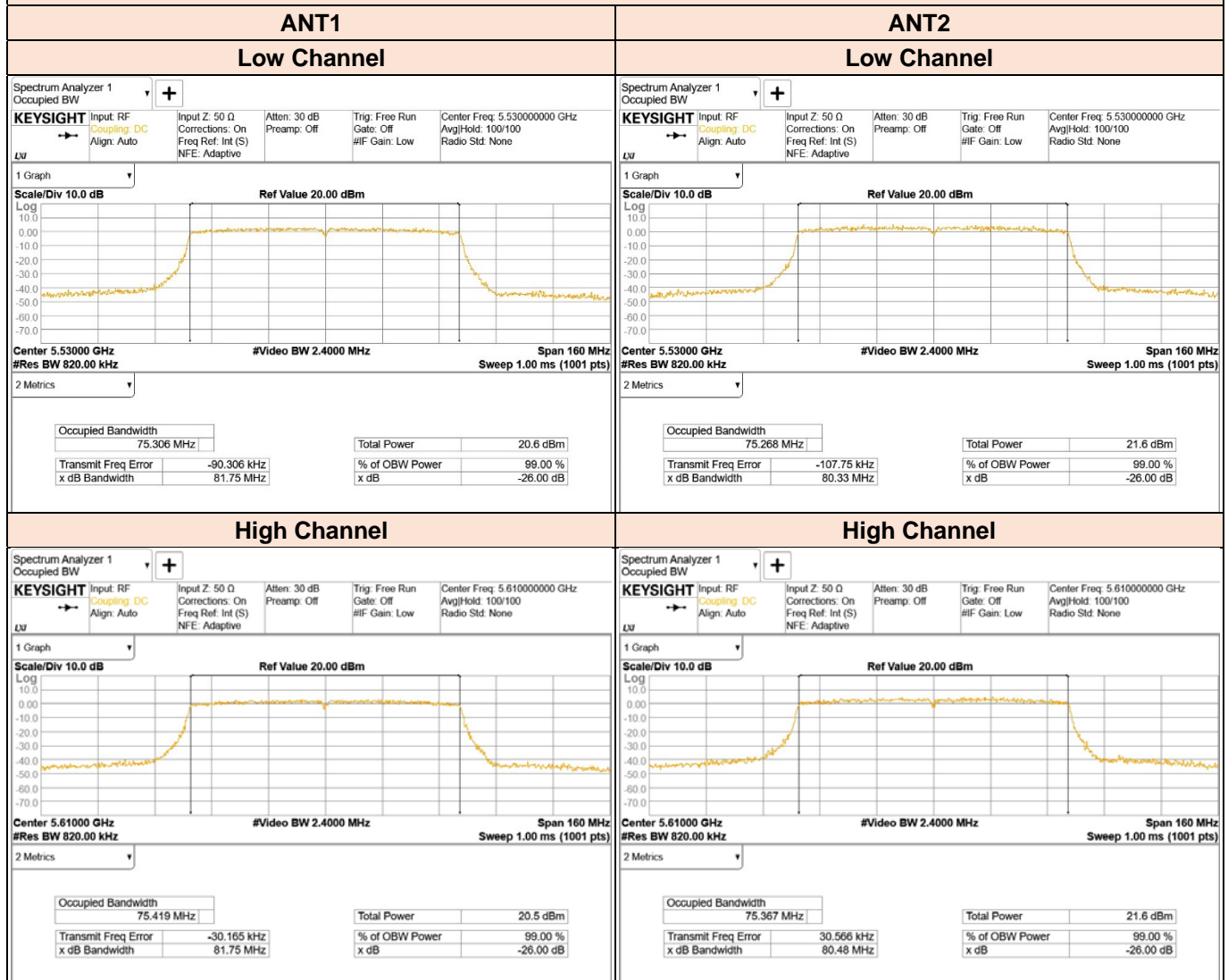




UNII 5.5 GHz IEEE 802.11ac VHT80 mode



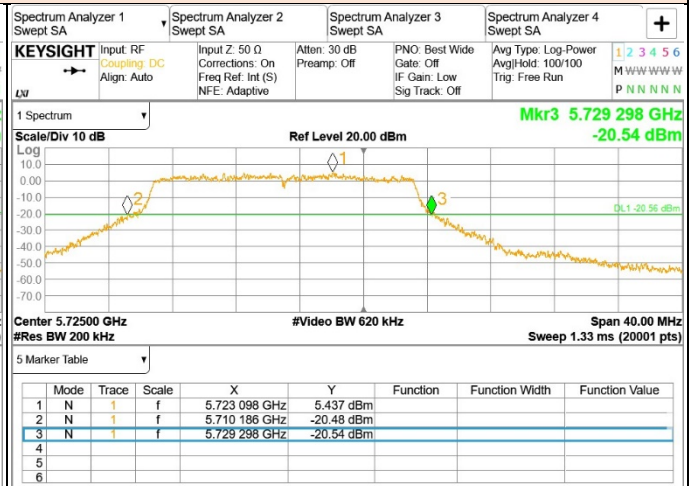
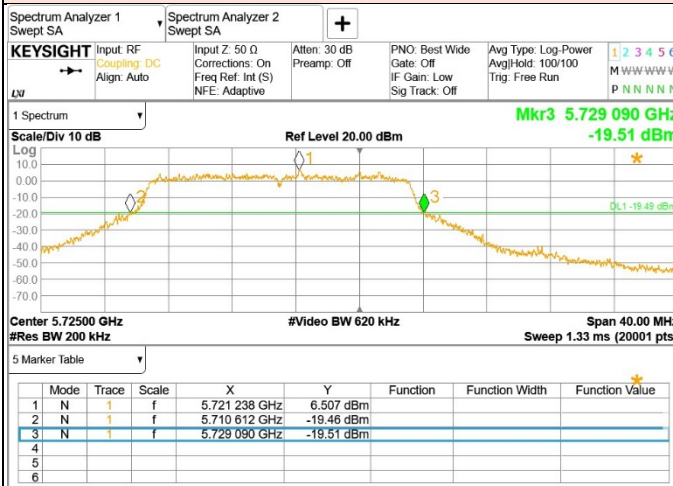


26 dB BandW _ UNII Straddle Channel IEEE 802.11a / n20 / n40 / ac80 mode

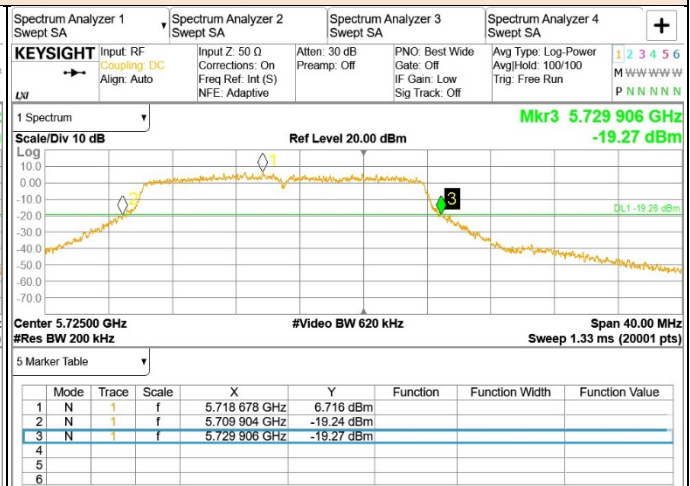
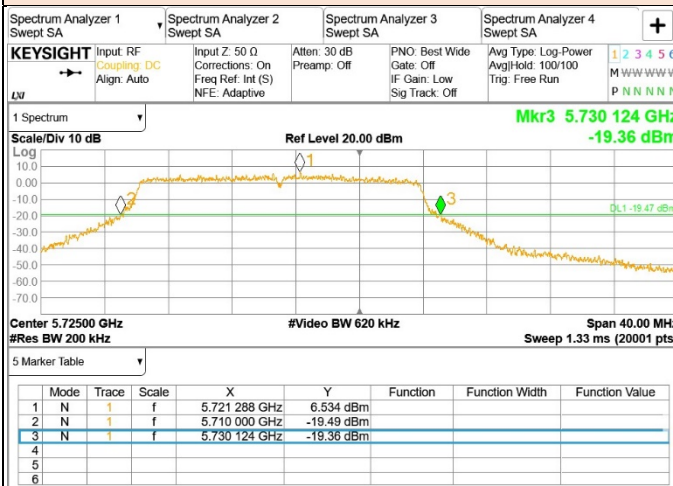
ANT1

ANT2

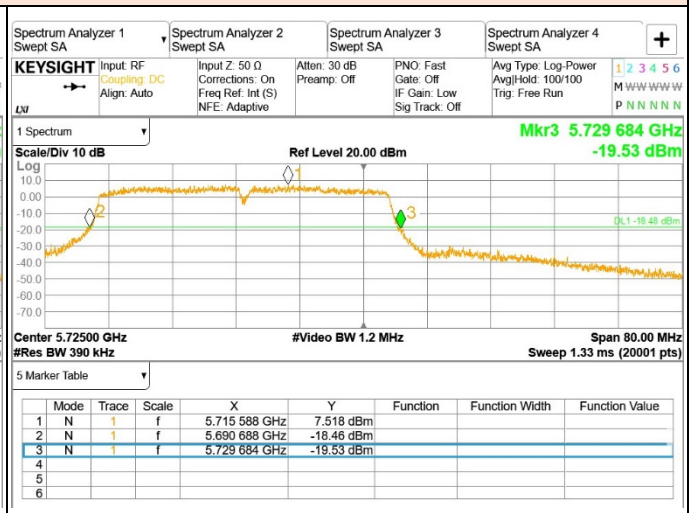
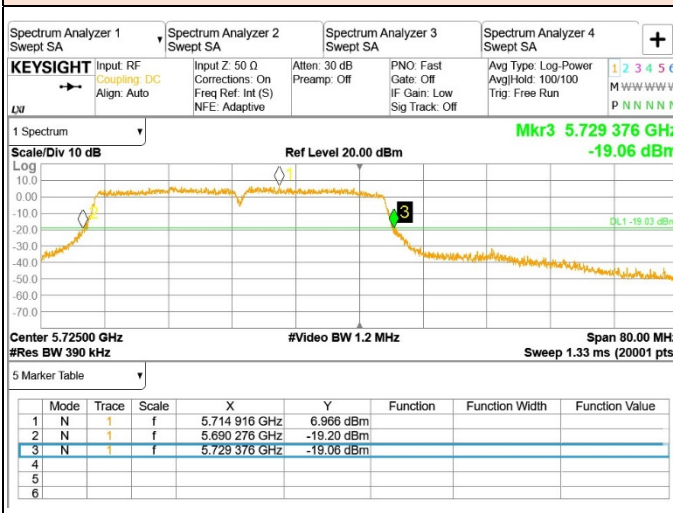
802.11a



802.11n20

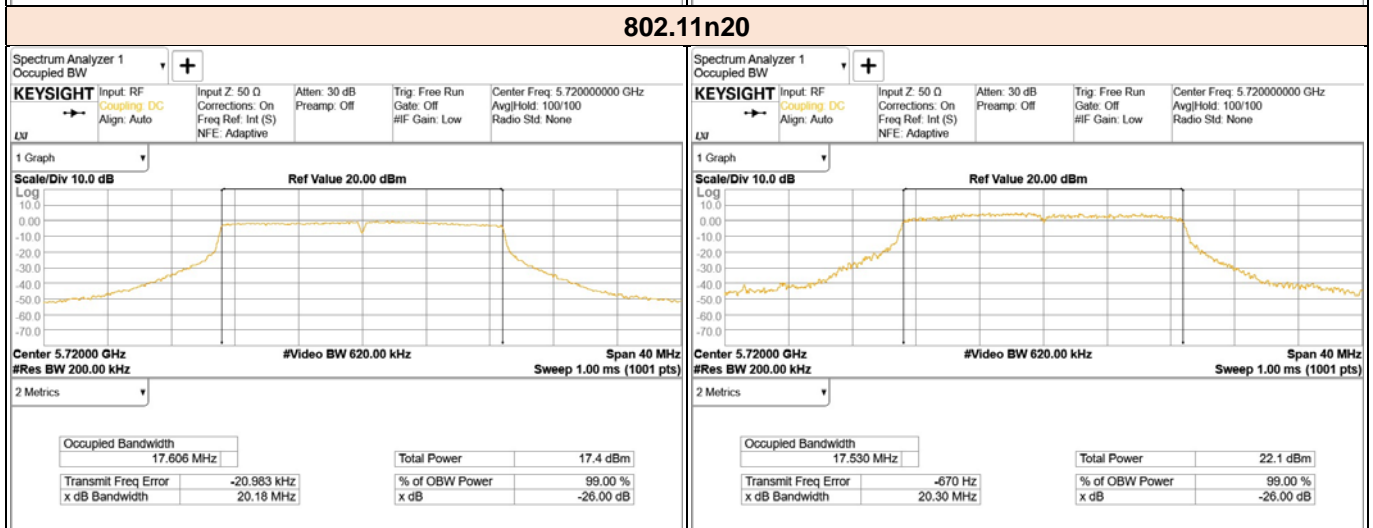
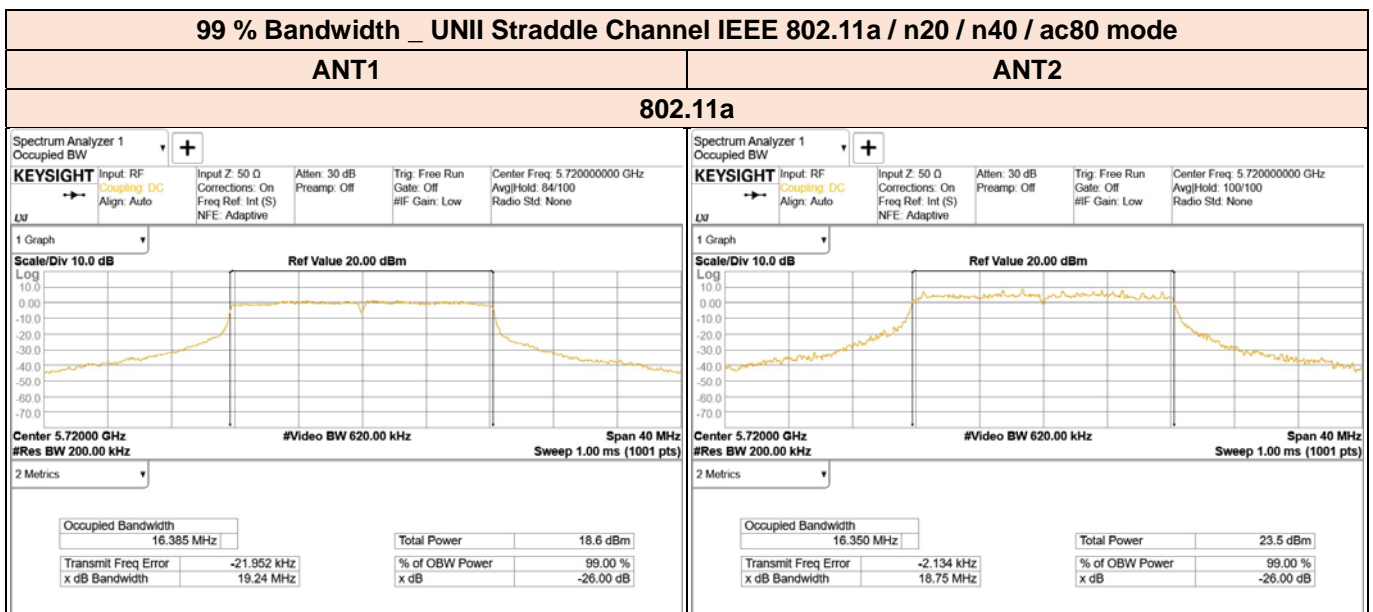
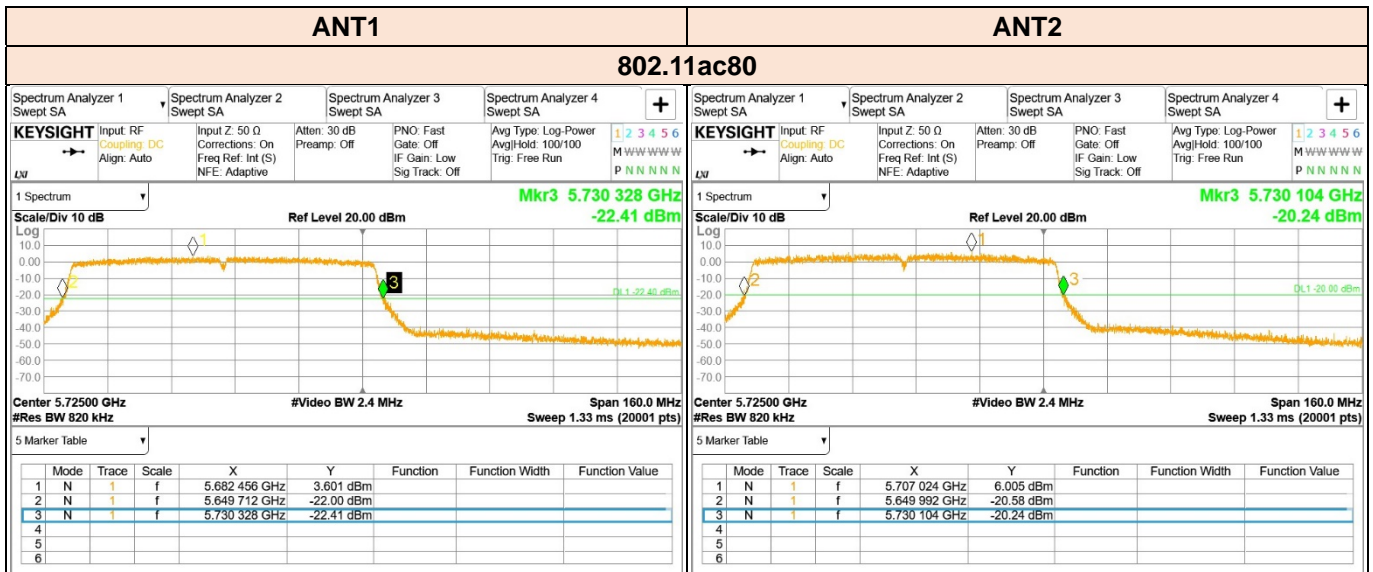


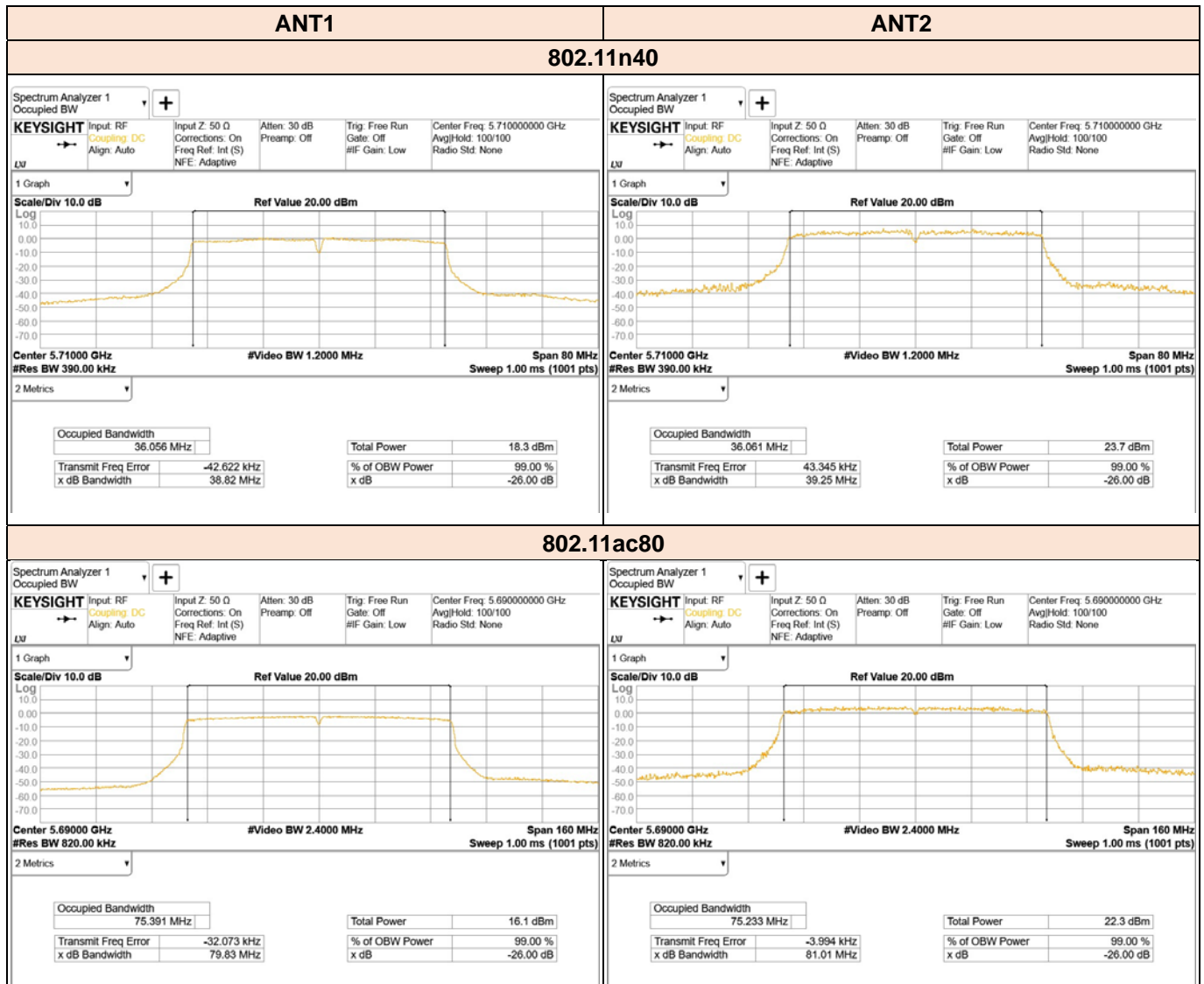
802.11n40






**BUREAU
VERITAS**









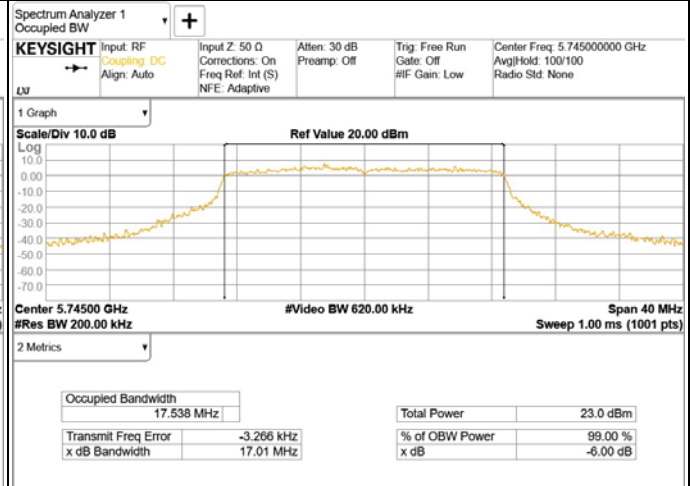
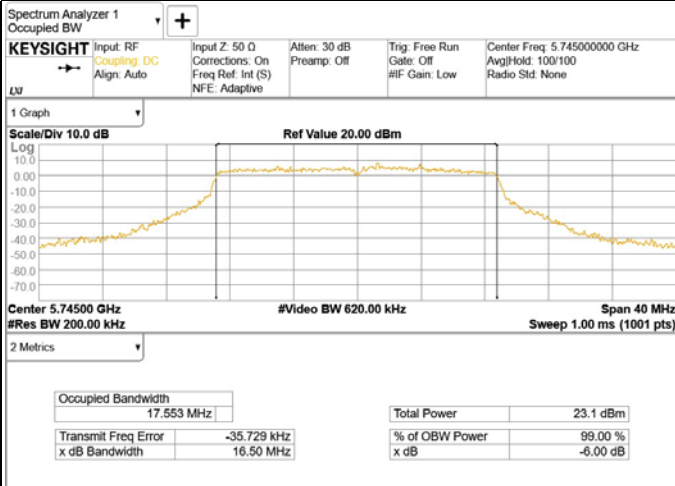
99 % Bandwidth UNII 5.8 GHz IEEE 802.11n HT20 mode

ANT1

ANT2

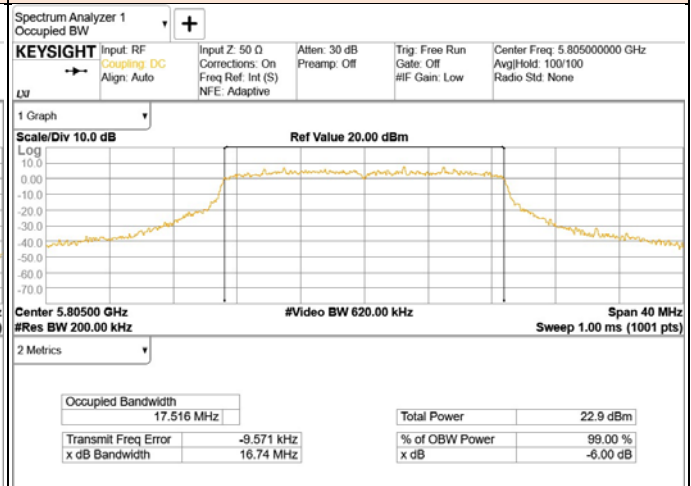
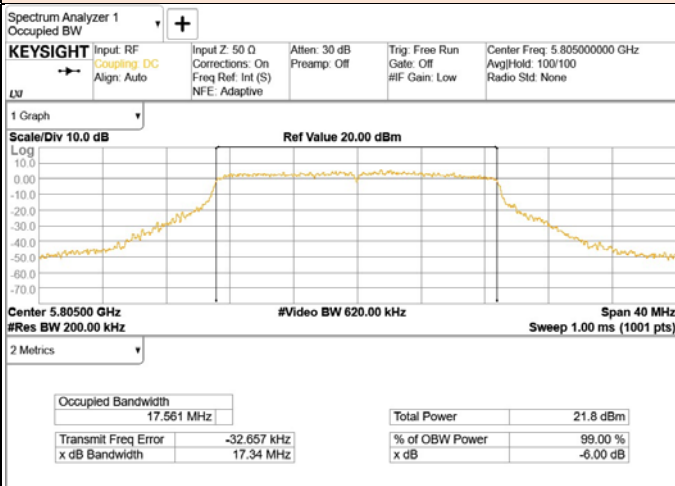
Low Channel

Low Channel



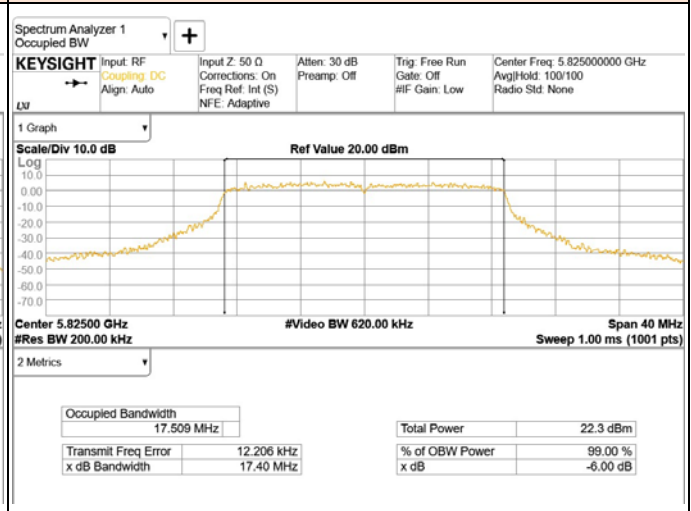
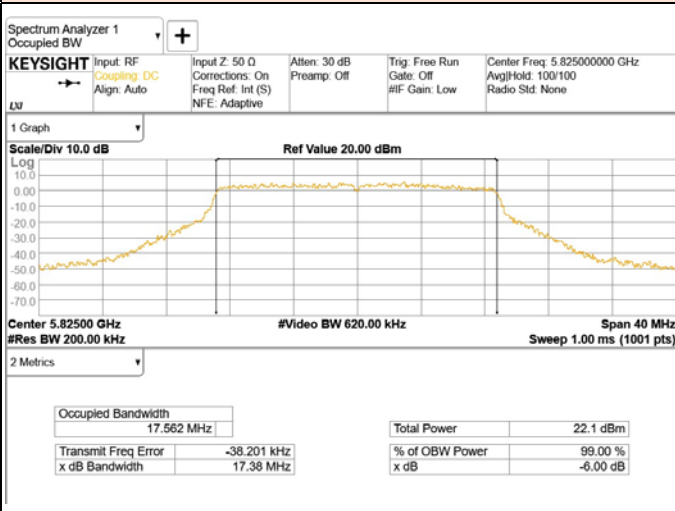
Middle Channel

Middle Channel



High Channel

High Channel





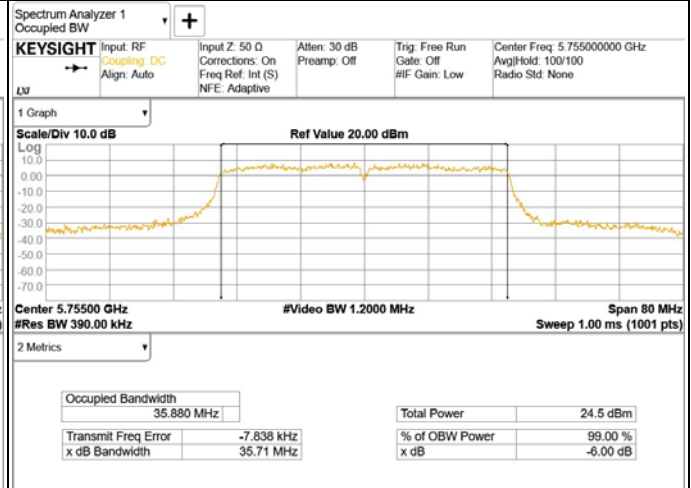
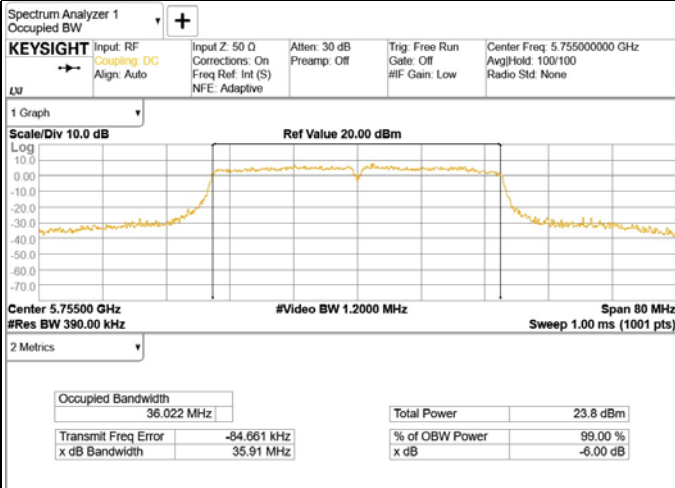
99 % Bandwidth UNII 5.8 GHz IEEE 802.11n HT40 mode

ANT1

ANT2

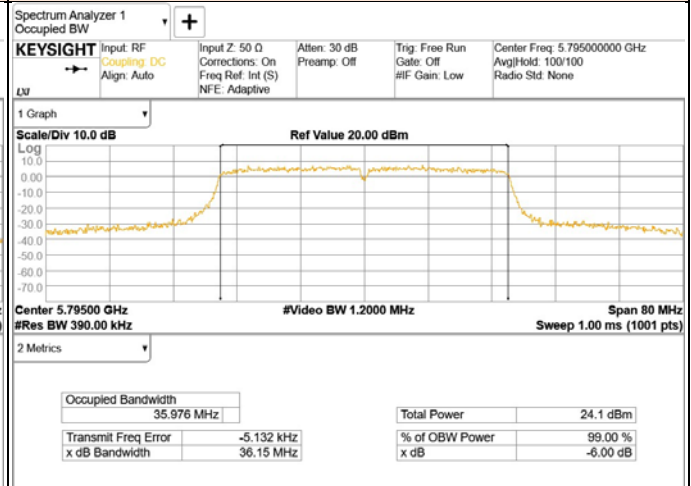
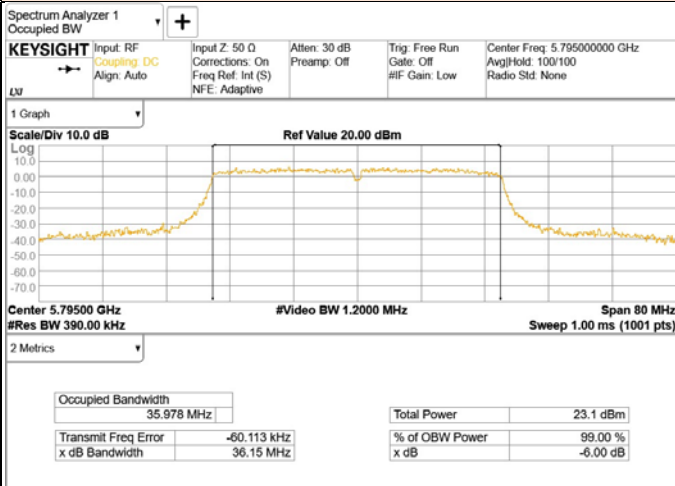
Low Channel

Low Channel



High Channel

High Channel



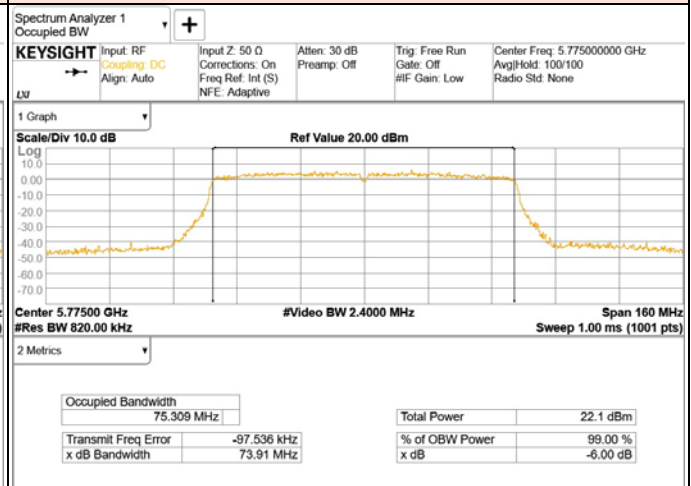
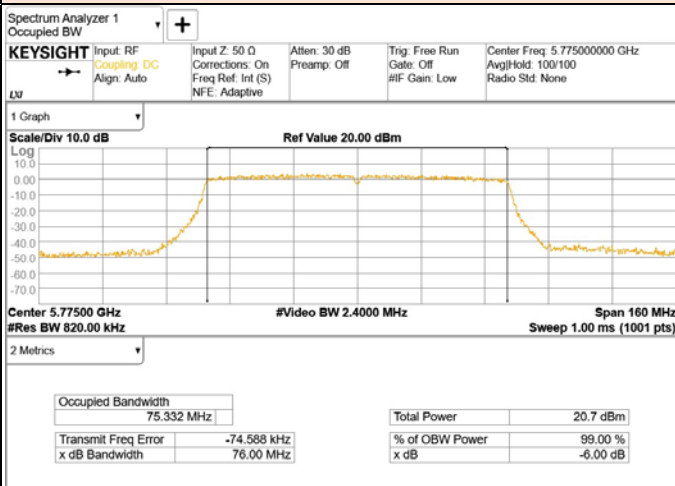
99 % Bandwidth UNII 5.8 GHz IEEE 802.11ac VHT80 mode

ANT1

ANT2

Middle Channel

Middle Channel



2.6 General Description of Applied Standards

The EUT is a RF Product. According to the specifications of the manufacturer, it must comply with the requirements of the following standards.

FCC CFR 47 Part 15, Subpart E (§15.407)

KDB 789033 D02 General UNII Test Procedures New Rules v02r01

KDB 905462 D02 UNII DFS Compliance Procedures New Rules v02

KDB 905462 D03 UNII Clients Without Radar Detection New Rules v01r02

KDB 662911 D01 Multiple Transmitter Output v02r01

ANSI C63.10-2013

All test items in this test report have been performed and recorded as per the above standards.

2.7 Test Equipment

Test Equipment is traceable to the National Institute of Standards and Technology (NIST). Measurement antenna used during testing were calibrated in accordance to the requirements of ANSI C63.5-2017.

Manufacturer	Model	Description	Serial Number	Cal Date	Cal Due
R&S	HFH2-Z2E	Active Loop Antenna, 30 MHz	349806	2019.03.27	2021.03.27
Schwarzbeck	VULB 9163	Trilog Antenna, 3 GHz (with 6 dB ATT.)	01199	2019.04.03	2021.04.03
R&S	HF907	Horn Antenna, 18 GHz	102772	2020.01.22	2021.01.22
Steatite Antenna	QSH-SL-18-26-S-20	Horn Antenna, 26.5 GHz	19926	2020.03.04	2021.03.04
Schwarzbeck	BBHA9170	Antenna, Horn, 40 GHz	00955	2020.01.07	2021.01.07
R&S	SCU08F2	Signal Conditioning Unit, 8 GHz	08400016	2019.12.30	2020.12.30
R&S	SCU-18F	Signal Conditioning Unit, 18 GHz	180111	2019.12.30	2020.12.30
R&S	SCU-26F	Signal Conditioning Unit, 26.5 GHz	260005	2019.12.30	2020.12.30
L3 Narda-MITEQ	JS44-18004000-33-8P	Amplifier, 40 GHz	2142086	2020.04.07	2021.04.07
R&S	ESW44	EMI Test Receiver, 44 GHz	101812	2020.02.20	2021.02.20
Keysight Technologies	N9030B	Spectrum Analyzer, 44 GHz	MY57142476	2019.12.26	2020.12.26
R&S	FSW50	Spectrum Analyzer, 50 GHz	101403	2020.03.23	2021.03.23
Aeroflex	40AH2W-3	Attenuator, 3 dB	1	2019.12.31	2020.12.31
Mini-Circuits	VAT-10W2+	Attenuator, 10 dB	1622	2020.01.02	2021.01.02
Aeroflex	40AH2W-10	Attenuator, 10 dB	1	2019.12.31	2020.12.31
R&S	NRP6A	Average Power Sensor	102045	2019.12.31	2020.12.31
R&S	NRP6A	Average Power Sensor	102044	2019.12.31	2020.12.31
R&S	NRX	Power Meter, 110 GHz	100947	2019.12.30	2020.12.30
Keysight Technologies	MP400B	MIMO Power Set Master, 18 GHz	None	2020.01.03	2021.01.03
Wt Microwave	WT-A1700-LS	Low Pass Filter, 4.5 GHz	WT190313-6-6	2020.01.03	2021.01.03
Wt Microwave	WT-A1699-HS	High Pass Filter 6.5 GHz	WT190313-6-5	2020.01.03	2021.01.03
Weinschel	1580	Divider	UA422	2020.03.23	2021.03.23
Weinschel	1580	Divider	SW796	2020.03.23	2021.03.23
R&S	ENV216	LISN	102437	2019.12.26	2020.12.26
R&S	ESR	EMI Test Receiver, 3.6 GHz	102529	2019.12.27	2020.12.27

3 Test Results

3.1 Antenna Requirement

Except from §15.203 of the FCC Rules/Regulations:

An intentional radiator antenna shall be designed to ensure that no antenna other than that furnished by the responsible party can be used with the device. The use of a permanently attached antenna or of an antenna that uses a unique coupling to the intentional radiator shall be considered sufficient to comply with the provisions of the section.

- The antenna(s) of the EUT are Permanently attached.
- There are no provisions for connection to an external antenna.

Result

The EUT complies with the requirement of §15.203

3.2 6 dB Bandwidth

3.2.1 Regulation

§15.207(e) : Within the 5.725-5.85 GHz band, the minimum 6 dB bandwidth of U-NII devices shall be at least 500 kHz.

3.2.2 Test Procedure

Section 15.407(e) specifies the minimum 6 dB emission bandwidth of at least 500 kHz for the band 5.725–5.85 GHz. The following procedure shall be used for measuring this bandwidth:

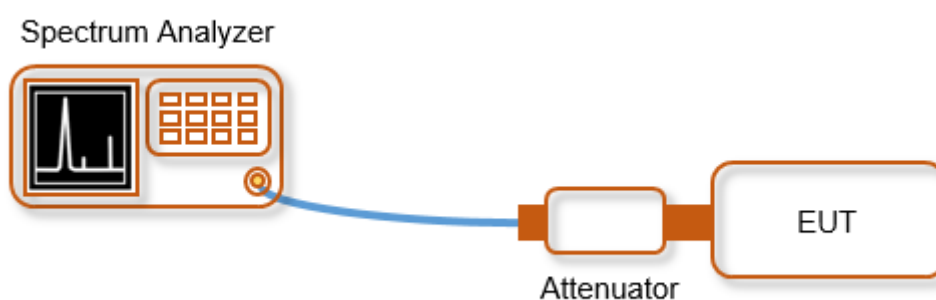
- a) Set RBW = 100 kHz.
- b) Set the video bandwidth (VBW) $\geq 3 \times$ RBW.
- c) Detector = Peak.
- d) Trace mode = max hold.
- e) Sweep = auto couple.
- f) Allow the trace to stabilize.
- g) Measure the maximum width of the emission that is constrained by the frequencies associated with the two outermost amplitude points (upper and lower frequencies) that are attenuated by 6 dB relative to the maximum level measured in the fundamental emission.

Note: The automatic bandwidth measurement capability of a spectrum analyzer or EMI receiver may be employed if it implements the functionality described in this section. For devices that use channel aggregation refer to III.A and III.C for determining emission bandwidth.

3.2.3 Deviation from Test Standard

No deviation.

3.2.4 Test Setup



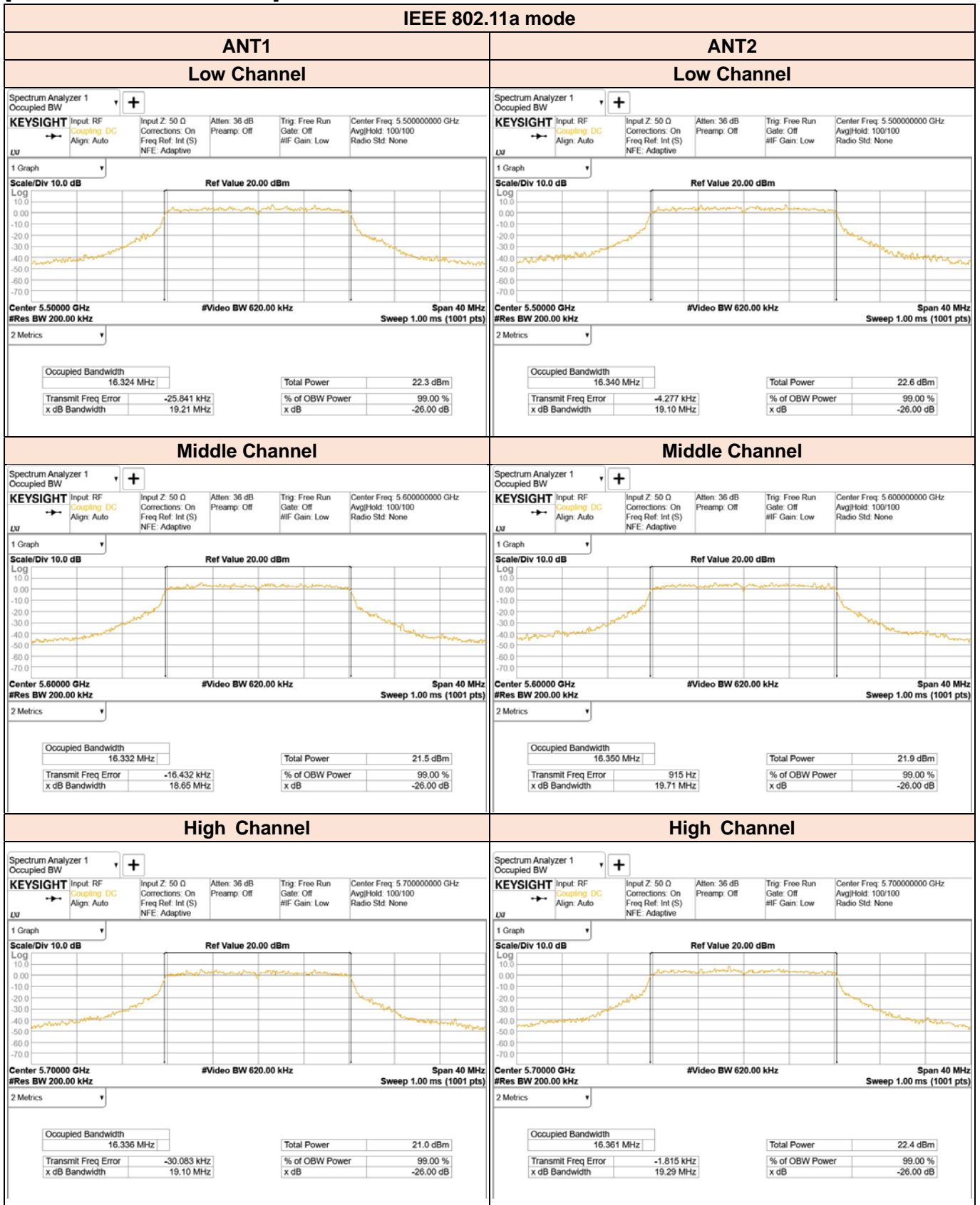
3.2.5 Test Result

[Test Data of 6 dB Bandwidth]

Band	Test Mode	Channel	Frequency [MHz]	6 dB BW [MHz]		Worst Result	Limit [MHz]
				ANT1	ANT2		
U-NII-3	802.11a	Lowest	5 745	16.29	15.73	15.08	0.500
		Middle	5 805	15.08	15.94		
		Highest	5 825	16.04	15.64		
	802.11n (HT20)	Lowest	5 745	16.56	17.55	16.36	
		Middle	5 805	17.35	16.66		
		Highest	5 825	17.58	16.36		
	802.11n (HT40)	Lowest	5 755	35.78	36.35	33.82	
		Highest	5 795	33.82	33.92		
	802.11ac (VHT80)	Middle	5 775	75.40	75.16	75.16	



[Test Plot of 6 dB Bandwidth]

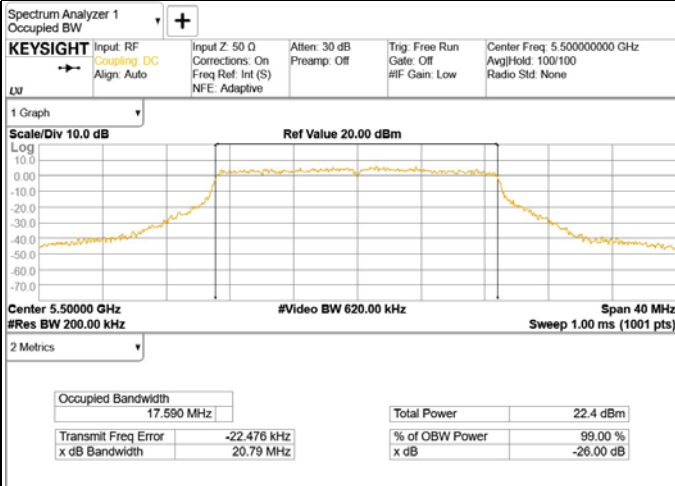




IEEE 802.11n HT20 mode

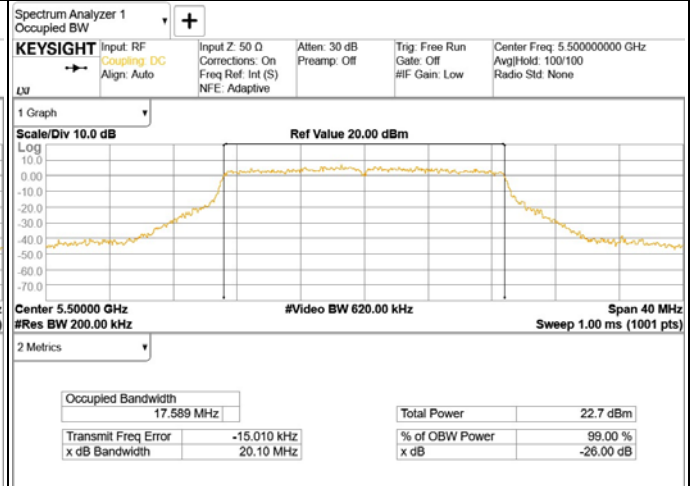
ANT1

Low Channel

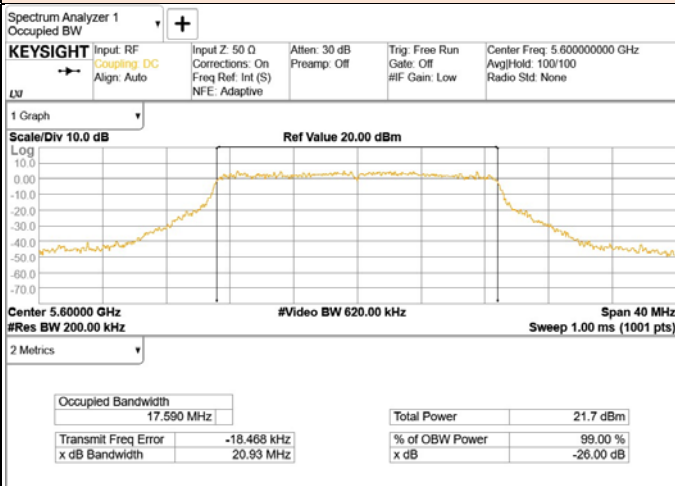


ANT2

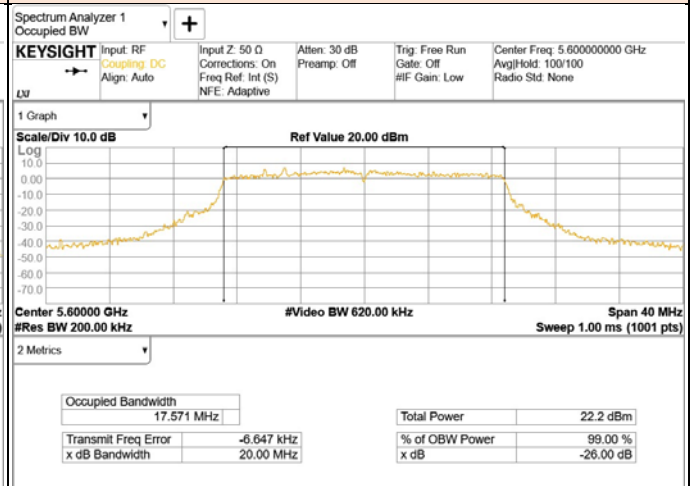
Low Channel



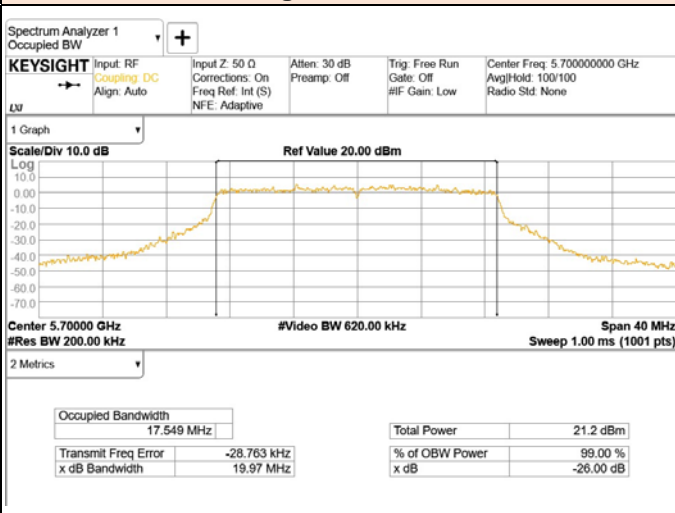
Middle Channel



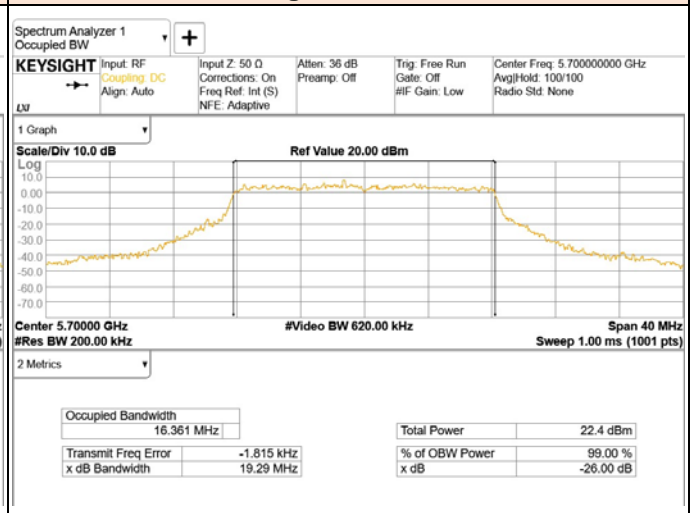
Middle Channel



High Channel



High Channel

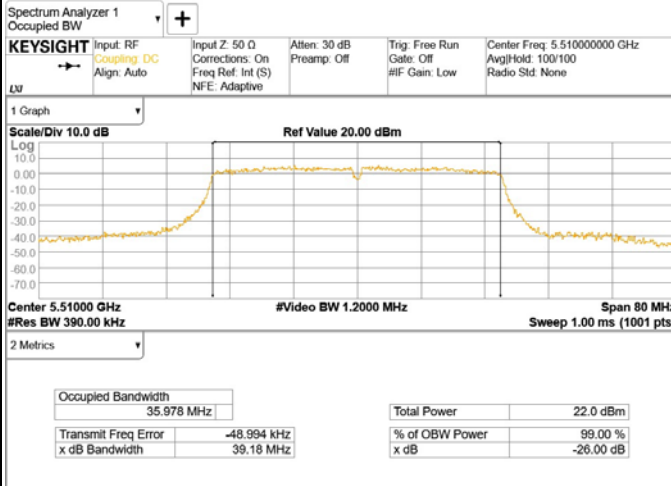




IEEE 802.11n HT40 mode

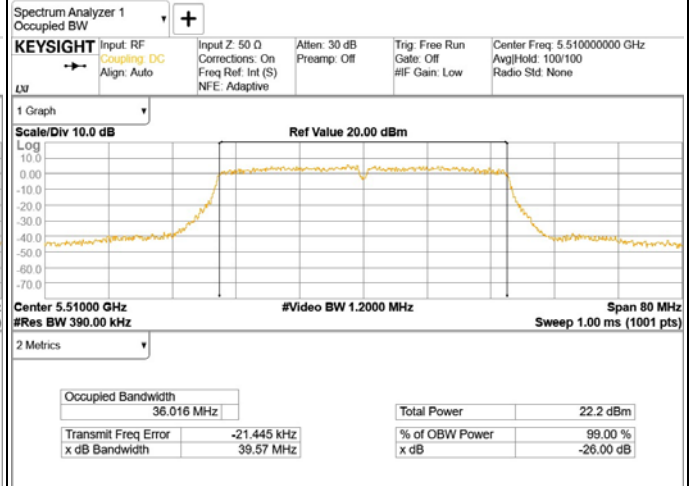
ANT1

Low Channel

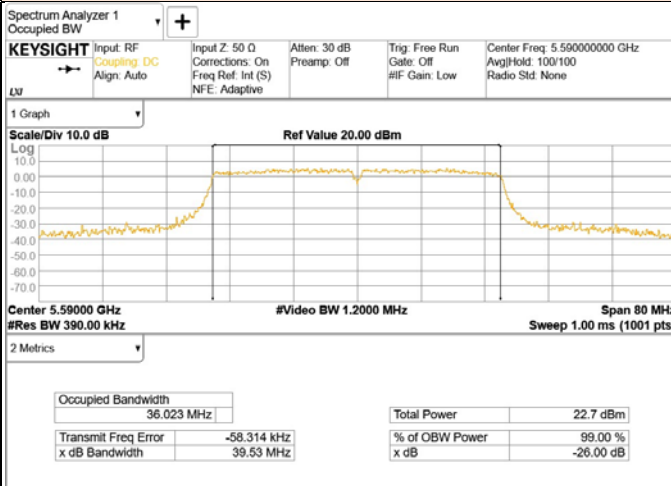


ANT2

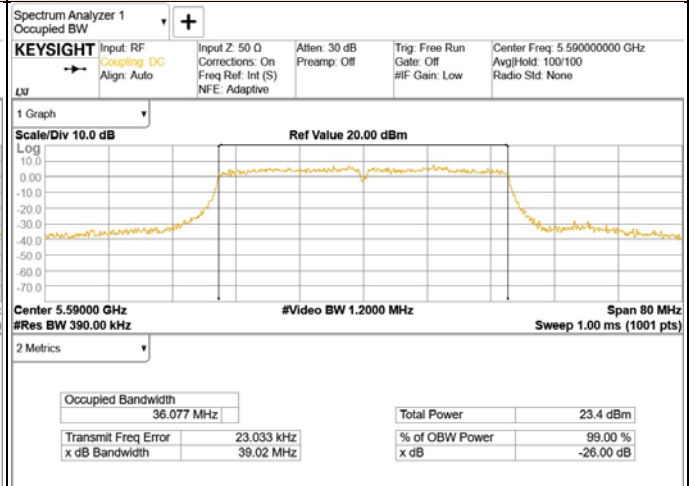
Low Channel



High Channel



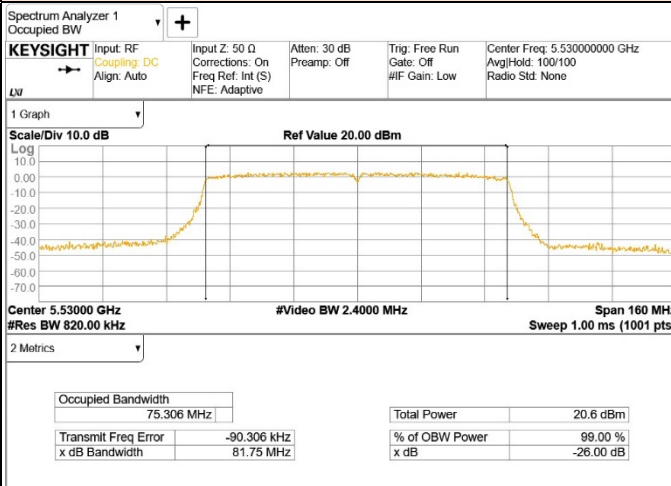
High Channel



IEEE 802.11ac VHT80 mode

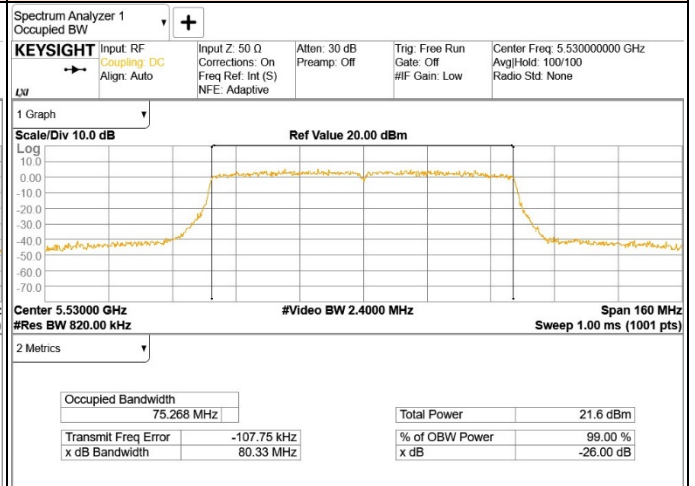
ANT1

Middle Channel



ANT2

Middle Channel



3.3 Maximum Conducted Output Power

3.3.1 Regulation

§15.407(a)(1)(iv) : For client devices in the 5.15-5.25 GHz band, the maximum conducted output power over the frequency band of operation shall not exceed 250 mW provided the maximum antenna gain does not exceed 6 dBi. In addition, the maximum power spectral density shall not exceed 11 dBm in any 1 megahertz band. If transmitting antennas of directional gain greater than 6 dBi are used, both the maximum conducted output power and the maximum power spectral density shall be reduced by the amount in dB that the directional gain of the antenna exceeds 6 dBi.

§15.407(a)(2) : For the 5.25-5.35 GHz and 5.47-5.725 GHz bands, the maximum conducted output power over the frequency bands of operation shall not exceed the lesser of 250 mW or 11 dBm + 10 log B, where B is the 26 dB emission bandwidth in megahertz. In addition, the maximum power spectral density shall not exceed 11 dBm in any 1 megahertz band. If transmitting antennas of directional gain greater than 6 dBi are used, both the maximum conducted output power and the maximum power spectral density shall be reduced by the amount in dB that the directional gain of the antenna exceeds 6 dBi.

§15.407(a)(3) : For the band 5.725-5.85 GHz, the maximum conducted output power over the frequency band of operation shall not exceed 1 W. In addition, the maximum power spectral density shall not exceed 30 dBm in any 500-kHz band. If transmitting antennas of directional gain greater than 6 dBi are used, both the maximum conducted output power and the maximum power spectral density shall be reduced by the amount in dB that the directional gain of the antenna exceeds 6 dBi. However, fixed point-to-point U-NII devices operating in this band may employ transmitting antennas with directional gain greater than 6 dBi without any corresponding reduction in transmitter conducted power. Fixed, point-to-point operations exclude the use of point-to-multipoint systems, omnidirectional applications, and multiple collocated transmitters transmitting the same information. The operator of the U-NII device, or if the equipment is professionally installed, the installer, is responsible for ensuring that systems employing high gain directional antennas are used exclusively for fixed, point-to-point operations.

3.3.2 Test Procedure

Method PM is Measurement using an RF average power meter. The procedure for this method is as follows:

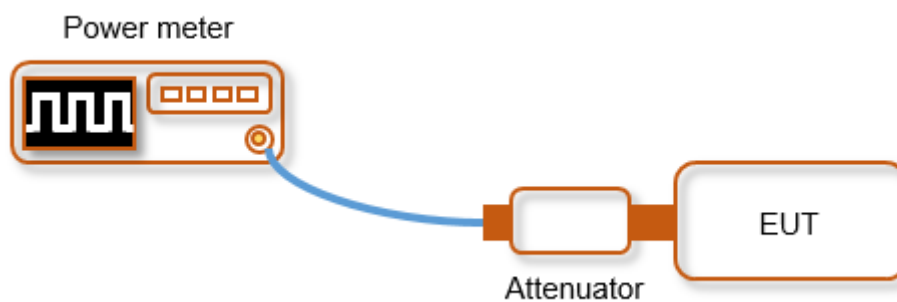
- a) Measurements may be performed using a wideband RF power meter with a thermocouple detector or equivalent if all of the following conditions are satisfied:
 - 1) The EUT is configured to transmit continuously, or to transmit with a constant duty cycle.
 - 2) At all times when the EUT is transmitting, it shall be transmitting at its maximum power control level.
 - 3) The integration period of the power meter exceeds the repetition period of the transmitted signal by at least a factor of five.
- b) If the transmitter does not transmit continuously, measure the duty cycle D of the transmitter output signal as described in 12.2.
- c) Measure the average power of the transmitter. This measurement is an average over both the ON and OFF periods of the transmitter.

- d) Adjust the measurement in dBm by adding $[10 \log (1 / D)]$, where D is the duty cycle {e.g., $[10 \log (1 / 0.25)]$, if the duty cycle is 25%}.

3.3.3 Deviation from Test Standard

No deviation.

3.3.4 Test Setup



[Average Power Measurement]

3.3.5 Test Result

[Antenna Gain]

Frequency Range [MHz]	Antenna Gain [dBi]		Correlated Chains Directional Gain [dBi]
	ANT1	ANT2	
U-NII-1 5 150 - 5 250	-8.45	-8.84	-5.63
U-NII-2A 5 250 - 5 350	-6.15	-8.46	-4.14
U-NII-2C 5 470 - 5 725	-6.05	-8.57	-4.12
U-NII-3 5 725 - 5 850	-8.65	-7.70	-5.14

[Test Result of Maximum Power]

SISO Mode

Band	Test Mode	Channel	Frequency [MHz]	Min 26 dB BW [MHz]	Dir. Gain [dBi]	Power Limit [dBm]	PPSD Limit [dBm/MHz]
U-NII-1	802.11a	Lowest	5 180	18.88	-5.63	23.76	11.00
		Middle	5 220	18.85		23.75	
		Highest	5 240	19.35		23.87	
	802.11n (HT20)	Lowest	5 180	19.65		23.93	
		Middle	5 220	19.93		23.98	
		Highest	5 240	20.19		23.98	
	802.11ac (VHT40)	Lowest	5 190	38.69		23.98	
		Highest	5 230	38.77		23.98	
	802.11ac (VHT80)	Middle	5 210	80.53		23.98	

Band	Test Mode	Channel	Frequency [MHz]	Measured Power [dBm]		Result [dBm]		Power Limit [dBm]
				ANT1	ANT2	ANT1	ANT2	
U-NII-1	802.11a	Lowest	5 180	16.59	16.54	16.59	16.54	23.76
		Middle	5 220	17.34	17.30	17.34	17.30	23.75
		Highest	5 240	17.36	17.52	17.36	17.52	23.87
	802.11n (HT20)	Lowest	5 180	16.39	16.43	16.39	16.43	23.93
		Middle	5 220	16.21	16.21	16.21	16.21	23.98
		Highest	5 240	16.26	16.46	16.26	16.46	23.98
	802.11ac (VHT40)	Lowest	5 190	14.63	14.56	14.63	14.56	23.98
		Highest	5 230	14.78	14.52	14.78	14.52	23.98
	802.11ac (VHT80)	Middle	5 210	13.35	13.57	13.35	13.57	23.98

Band	Test Mode	Channel	Frequency [MHz]	Min 26 dB BW [MHz]	Dir. Gain [dBi]	Power Limit [dBm]	PPSD Limit [dBm/MHz]
U-NII-2A	802.11a	Lowest	5 260	19.09	-4.14	23.81	11.00
		Middle	5 300	19.10		23.81	
		Highest	5 320	19.35		23.87	
	802.11n (HT20)	Lowest	5 260	19.90		23.98	
		Middle	5 300	19.83		23.97	
		Highest	5 320	19.72		23.95	
	802.11ac (VHT40)	Lowest	5 270	38.59		23.98	
		Highest	5 310	38.76		23.98	
	802.11ac (VHT80)	Middle	5 290	80.90		23.98	

Band	Test Mode	Channel	Frequency [MHz]	Measured Power [dBm]		Result [dBm]		Power Limit [dBm]
				ANT1	ANT2	ANT1	ANT2	
U-NII-2A	802.11a	Lowest	5 260	17.61	17.52	17.61	17.52	23.81
		Middle	5 300	17.33	17.46	17.33	17.46	23.81
		Highest	5 320	17.13	17.41	17.13	17.41	23.87
	802.11n (HT20)	Lowest	5 260	16.56	16.37	16.56	16.37	23.98
		Middle	5 300	16.28	16.40	16.28	16.40	23.97
		Highest	5 320	16.02	16.28	16.02	16.28	23.95
	802.11ac (VHT40)	Lowest	5 270	14.61	14.80	14.61	14.80	23.98
		Highest	5 310	14.04	14.63	14.04	14.63	23.98
	802.11ac (VHT80)	Middle	5 290	13.49	13.19	13.49	13.19	23.98



Band	Test Mode	Channel	Frequency [MHz]	Min 26 dB BW [MHz]	Dir. Gain [dBi]	Power Limit [dBm]	PPSD Limit [dBm/MHz]
U-NII-2C	802.11a	Lowest	5 500	19.10	-4.12	23.81	11.00
		Middle	5 600	18.65		23.71	
		Highest	5 700	19.10		23.81	
	802.11n (HT20)	Lowest	5 500	20.10		23.98	
		Middle	5 600	20.00		23.98	
		Highest	5 700	19.97		23.98	
	802.11n (HT40)	Lowest	5 510	39.18		23.98	
		Middle	5 590	39.02		23.98	
		Highest	5 670	39.15		23.98	
	802.11ac (VHT80)	Lowest	5 530	80.33		23.98	
		Highest	5 610	80.48		23.98	

Band	Test Mode	Channel	Frequency [MHz]	Measured Power [dBm]		Result [dBm]		Power Limit [dBm]
				ANT1	ANT2	ANT1	ANT2	
U-NII-2C	802.11a	Lowest	5 500	15.73	16.16	15.73	16.16	23.81
		Middle	5 600	15.60	16.16	15.60	16.16	23.71
		Highest	5 700	14.75	16.02	14.75	16.02	23.81
	802.11n (HT20)	Lowest	5 500	16.52	16.34	16.52	16.34	23.98
		Middle	5 600	16.22	16.26	16.22	16.26	23.98
		Highest	5 700	15.13	16.74	15.13	16.74	23.98
	802.11n (HT40)	Lowest	5 510	16.30	16.44	16.30	16.44	23.98
		Middle	5 590	16.05	16.58	16.05	16.58	23.98
		Highest	5 670	16.73	16.87	16.73	16.87	23.98
	802.11ac (VHT80)	Lowest	5 530	13.50	13.43	13.50	13.43	23.98
		Highest	5 610	13.48	13.67	13.48	13.67	23.98

Band	Test Mode	Channel	Frequency [MHz]	Dir. Gain [dBi]	Power Limit [dBm]	PPSD Limit [dBm/MHz]
U-NII-3	802.11a	Lowest	5 745	-5.14	30.00	11.00
		Middle	5 805			
		Highest	5 825			
	802.11n (HT20)	Lowest	5 745			
		Middle	5 805			
		Highest	5 825			
	802.11n (HT40)	Lowest	5 755			
		Highest	5 795			
	802.11ac (VHT80)	Middle	5 775			

Band	Test Mode	Channel	Frequency [MHz]	Measured Power [dBm]		Result [dBm]		Power Limit [dBm]
				ANT1	ANT2	ANT1	ANT2	
U-NII-3	802.11a	Lowest	5 745	16.37	16.29	16.37	16.29	30.00
		Middle	5 805	15.55	16.08	15.55	16.08	
		Highest	5 825	15.74	15.74	15.74	15.74	
	802.11n (HT20)	Lowest	5 745	16.93	16.41	16.93	16.41	
		Middle	5 805	16.24	16.67	16.24	16.67	
		Highest	5 825	16.36	16.15	16.36	16.15	
	802.11n (HT40)	Lowest	5 755	16.61	16.28	16.61	16.28	
		Highest	5 795	15.09	16.18	15.09	16.18	
	802.11ac (VHT80)	Middle	5 775	13.36	13.43	13.36	13.43	

Band	Test Mode	Channel	Frequency [MHz]	Min 26 dB BW [MHz]	Dir. Gain [dBi]	Power Limit [dBm]	PPSD Limit [dBm/MHz]
U-NII-2C	802.11a	Straddle	5 720	14.39	-4.12	22.58	11.00
	802.11n(HT20)	Straddle	5 720	15.00		22.76	
	802.11n(HT40)	Straddle	5 710	34.31		23.98	
	802.11ac (VHT80)	Straddle	5 690	75.01		23.98	
U-NII-3	802.11a	Straddle	5 720	4.09		17.12	
	802.11n(HT20)	Straddle	5 720	4.91		17.91	
	802.11n(HT40)	Straddle	5 710	4.38		17.41	
	802.11ac (VHT80)	Straddle	5 690	5.10		18.08	

Band	Test Mode	Channel	Frequency [MHz]	Measured Power [dBm]		Result [dBm]		Power Limit [dBm]
				ANT1	ANT2	ANT1	ANT2	
U-NII-2C	802.11a	Straddle	5 720	14.68	14.58	14.68	14.58	22.58
	802.11n(HT20)	Straddle	5 720	15.47	15.16	15.47	15.16	22.76
	802.11n(HT40)	Straddle	5 710	16.57	17.32	16.57	17.32	23.98
	802.11ac (VHT80)	Straddle	5 690	10.74	14.09	10.74	14.09	23.98
U-NII-3	802.11a	Straddle	5 720	8.04	7.90	8.04	7.90	17.12
	802.11n(HT20)	Straddle	5 720	9.28	8.96	9.28	8.96	17.91
	802.11n(HT40)	Straddle	5 710	5.32	6.12	5.32	6.12	17.41
	802.11ac (VHT80)	Straddle	5 690	-1.18	-0.89	-1.18	-0.89	18.08

MIMO Mode

Band	Test Mode	Channel	Frequency [MHz]	Min 26 dB BW [MHz]	Dir. Gain [dBi]	Power Limit [dBm]	PPSD Limit [dBm/MHz]
U-NII-1	802.11a	Lowest	5 180	18.88	-5.63	23.76	11.00
		Middle	5 220	18.85		23.75	
		Highest	5 240	19.35		23.87	
	802.11n (HT20)	Lowest	5 180	19.65		23.93	
		Middle	5 220	19.93		23.98	
		Highest	5 240	20.19		23.98	
	802.11ac (VHT40)	Lowest	5 190	38.69		23.98	
		Highest	5 230	38.77		23.98	
	802.11ac (VHT80)	Middle	5 210	80.53		23.98	

Band	Test Mode	Channel	Frequency [MHz]	Measured Power [dBm]		Result [dBm]	Power Limit [dBm]
				ANT1	ANT2		
U-NII-1	802.11a	Lowest	5 180	17.43	17.39	20.42	23.76
		Middle	5 220	17.41	17.64	20.54	23.75
		Highest	5 240	17.58	17.87	20.74	23.87
	802.11n (HT20)	Lowest	5 180	16.26	16.32	19.30	23.93
		Middle	5 220	16.04	16.26	19.16	23.98
		Highest	5 240	16.17	16.31	19.25	23.98
	802.11ac (VHT40)	Lowest	5 190	14.41	14.20	17.32	23.98
		Highest	5 230	14.53	14.12	17.34	23.98
	802.11ac (VHT80)	Middle	5 210	13.39	13.12	16.27	23.98

Band	Test Mode	Channel	Frequency [MHz]	Min 26 dB BW [MHz]	Dir. Gain [dBi]	Power Limit [dBm]	PPSD Limit [dBm/MHz]
U-NII-2A	802.11a	Lowest	5 260	19.09	-4.14	23.81	11.00
		Middle	5 300	19.10		23.81	
		Highest	5 320	19.35		23.87	
	802.11n (HT20)	Lowest	5 260	19.90		23.98	
		Middle	5 300	19.83		23.97	
		Highest	5 320	19.72		23.95	
	802.11ac (VHT40)	Lowest	5 270	38.59		23.98	
		Highest	5 310	38.76		23.98	
	802.11ac (VHT80)	Middle	5 290	80.90		23.98	

Band	Test Mode	Channel	Frequency [MHz]	Measured Power [dBm]		Result [dBm]	Power Limit [dBm]
				ANT1	ANT2		
U-NII-2A	802.11a	Lowest	5 260	17.85	17.88	20.88	23.81
		Middle	5 300	17.67	17.79	20.74	23.81
		Highest	5 320	17.16	17.39	20.29	23.87
	802.11n (HT20)	Lowest	5 260	16.34	16.37	19.37	23.98
		Middle	5 300	16.13	16.32	19.24	23.97
		Highest	5 320	15.93	16.23	19.09	23.95
	802.11ac (VHT40)	Lowest	5 270	14.83	14.30	17.58	23.98
		Highest	5 310	14.25	14.31	17.29	23.98
	802.11ac (VHT80)	Middle	5 290	13.37	13.19	16.29	23.98

Band	Test Mode	Channel	Frequency [MHz]	Min 26 dB BW [MHz]	Dir. Gain [dBi]	Power Limit [dBm]	PPSD Limit [dBm/MHz]
U-NII-2C	802.11a	Lowest	5 500	19.10	-4.12	23.81	11.00
		Middle	5 600	18.65		23.71	
		Highest	5 700	19.10		23.81	
	802.11n (HT20)	Lowest	5 500	20.10		23.98	
		Middle	5 600	20.00		23.98	
		Highest	5 700	19.97		23.98	
	802.11n (HT40)	Lowest	5 510	39.18		23.98	
		Middle	5 590	39.02		23.98	
		Highest	5 670	39.15		23.98	
	802.11ac (VHT80)	Lowest	5 530	80.33		23.98	
		Highest	5 610	80.48		23.98	

Band	Test Mode	Channel	Frequency [MHz]	Measured Power [dBm]		Result [dBm]	Power Limit [dBm]
				ANT1	ANT2		
U-NII-2C	802.11a	Lowest	5 500	15.62	16.10	18.88	23.81
		Middle	5 600	15.52	16.11	18.84	23.71
		Highest	5 700	15.22	15.14	18.19	23.81
	802.11n (HT20)	Lowest	5 500	16.41	16.62	19.53	23.98
		Middle	5 600	16.21	16.63	19.44	23.98
		Highest	5 700	15.11	16.97	19.15	23.98
	802.11n (HT40)	Lowest	5 510	15.14	15.12	18.14	23.98
		Middle	5 590	16.00	16.59	19.32	23.98
		Highest	5 670	16.71	16.87	19.80	23.98
	802.11ac (VHT80)	Lowest	5 530	13.45	13.89	16.69	23.98
		Highest	5 610	13.45	13.44	16.46	23.98

Band	Test Mode	Channel	Frequency [MHz]	Dir. Gain [dBi]	Power Limit [dBm]	PPSD Limit [dBm/MHz]
U-NII-3	802.11a	Lowest	5 745	-5.14	30.00	11.00
		Middle	5 805			
		Highest	5 825			
	802.11n (HT20)	Lowest	5 745			
		Middle	5 805			
		Highest	5 825			
	802.11n (HT40)	Lowest	5 755			
		Highest	5 795			
	802.11ac (VHT80)	Middle	5 775			

Band	Test Mode	Channel	Frequency [MHz]	Measured Power [dBm]		Result [dBm]	Power Limit [dBm]
				ANT1	ANT2		
U-NII-3	802.11a	Lowest	5 745	15.41	16.12	18.79	30.00
		Middle	5 805	15.23	15.69	18.48	
		Highest	5 825	15.28	15.75	18.53	
	802.11n (HT20)	Lowest	5 745	16.85	16.88	19.88	
		Middle	5 805	16.09	17.11	19.64	
		Highest	5 825	16.14	16.59	19.38	
	802.11n (HT40)	Lowest	5 755	16.41	17.01	19.73	
		Highest	5 795	16.01	16.94	19.51	
	802.11ac (VHT80)	Middle	5 775	12.69	13.70	16.23	



Band	Test Mode	Channel	Frequency [MHz]	Min 26 dB BW [MHz]	Dir. Gain [dBi]	Power Limit [dBm]	PPSD Limit [dBm/MHz]
U-NII-2C	802.11a	Straddle	5 720	14.39	-4.12	22.58	11.00
	802.11n(HT20)	Straddle	5 720	15.00		22.76	
	802.11n(HT40)	Straddle	5 710	34.31		23.98	
	802.11ac (VHT80)	Straddle	5 690	75.01		23.98	
U-NII-3	802.11a	Straddle	5 720	4.09		17.12	
	802.11n(HT20)	Straddle	5 720	4.91		17.91	
	802.11n(HT40)	Straddle	5 710	4.38		17.41	
	802.11ac (VHT80)	Straddle	5 690	5.10		18.08	

Band	Test Mode	Channel	Frequency [MHz]	Measured Power [dBm]		Result [dBm]	Power Limit [dBm]
				ANT1	ANT2		
U-NII-2C	802.11a	Straddle	5 720	14.57	14.56	17.57	22.58
	802.11n(HT20)	Straddle	5 720	14.62	14.78	17.71	22.76
	802.11n(HT40)	Straddle	5 710	16.32	14.82	18.65	23.98
	802.11ac (VHT80)	Straddle	5 690	13.26	14.66	17.03	23.98
U-NII-3	802.11a	Straddle	5 720	8.10	7.61	10.87	17.12
	802.11n(HT20)	Straddle	5 720	7.93	9.16	11.60	17.91
	802.11n(HT40)	Straddle	5 710	4.48	3.99	7.25	17.41
	802.11ac (VHT80)	Straddle	5 690	-1.96	-0.36	1.92	18.08