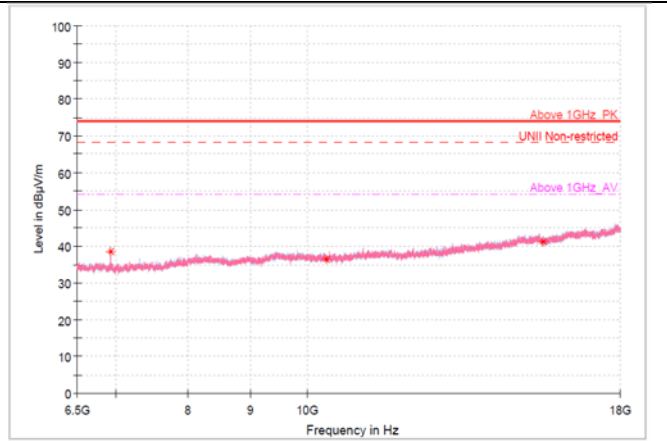
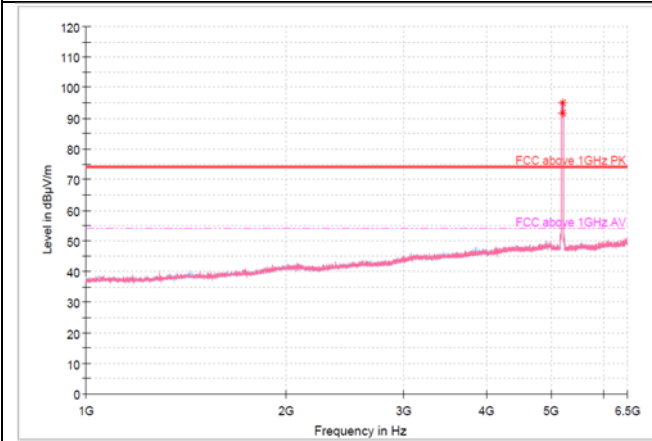




RSE_SISO_ANT1_UNII-1_802.11ax HE40_5190_SU

1 GHz - 6.5 GHz

6.5 GHz - 18 GHz



Frequency [MHz]	Peak Reading Value [dBµV/m]	Peak Result [dBµV/m]	AVG Reading Value [dBµV/m]	AVG Result [dBµV/m]	Height [cm]	Pol [H/V]	Azimuth [deg]	Correction Factor [dB/m]	Peak Margin [dBµV/m]	Peak Limit [dBµV/m]	AVG Margin [dBµV/m]	AVG Limit [dBµV/m]
5 190.08	74.10	91.90	-	-	300	V	188	17.80	-	74.00	-	-
5 199.25	77.37	95.17	-	-	100	H	203	17.80	-	74.00	-	-
6 919.75	33.85	38.65	-	-	200	V	163	4.80	35.35	74.00	-	-
10 380.20	27.48	36.48	-	-	200	H	0	9.00	37.52	74.00	-	-
15 570.36	26.72	41.32	-	-	300	H	97	14.60	32.68	74.00	-	-

Remarks

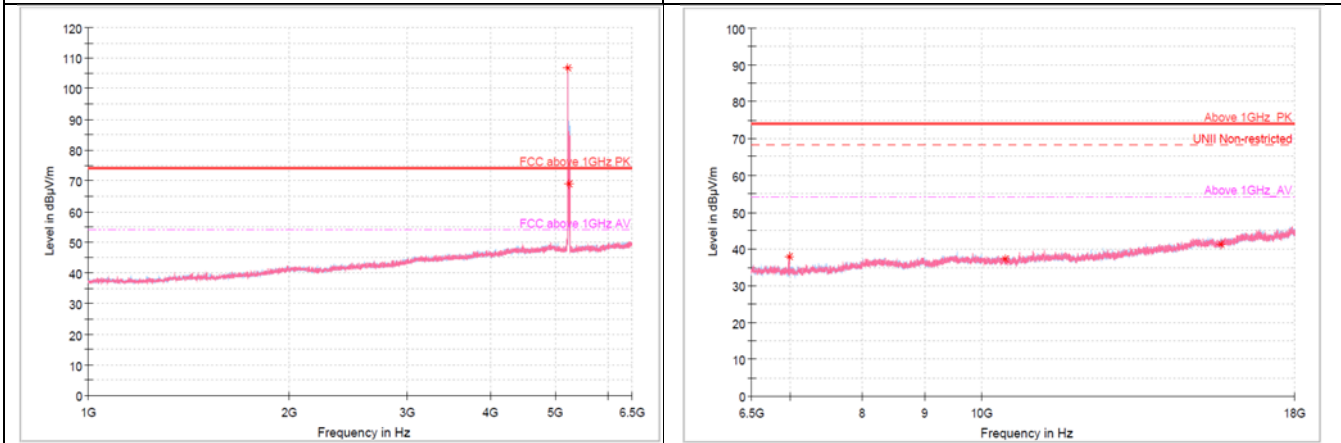
1. Peak Result(dBµV/m) = Peak Reading Value(dBµV/m) + Correction Factor(dB)
2. Average Result(dBµV/m) = Average Reading Value(dBµV/m) + DCCF + Correction Factor(dB)
3. DCCF(Duty Cycle Correction Factor) = 10 x Log(1/Duty Cycle)
4. Correction Factor(dB) = Antenna Factor(dB/m) + Cable Factor(dB) – Pre-Amplifier Factor(dB) + Distance Factor (dB)
5. Distance Factor(dB) = 20 x Log(3/4.5) [Reference Distance: 3 m, Measurement Distance: 4.5 m: 1 GHz to 6.5 GHz]
6. Margin(dB) = (Peak/Average) Result (dBµV/m) – (Peak/Average) Limit (dBµV/m)



RSE_SISO_ANT1_UNII-1_802.11ax HE40_5230_26T

1 GHz - 6.5 GHz

6.5 GHz - 18 GHz



Frequency [MHz]	Peak Reading Value [dBµV/m]	Peak Result [dBµV/m]	AVG Reading Value [dBµV/m]	AVG Result [dBµV/m]	Height [cm]	Pol [H/V]	Azimuth [deg]	Correction Factor [dB/m]	Peak Margin [dBµV/m]	Peak Limit [dBµV/m]	AVG Margin [dBµV/m]	AVG Limit [dBµV/m]
5 212.54	89.09	106.89	-	-	300	V	174	17.80	-	74.00	-	-
5 230.42	51.28	69.08	-	-	300	V	182	17.80	-	74.00	-	-
6 973.07	32.88	37.78	-	-	200	V	176	4.90	36.22	74.00	-	-
10 460.18	28.10	37.20	-	-	400	H	344	9.10	36.80	74.00	-	-
15 690.07	26.63	41.33	-	-	400	H	262	14.70	32.67	74.00	-	-

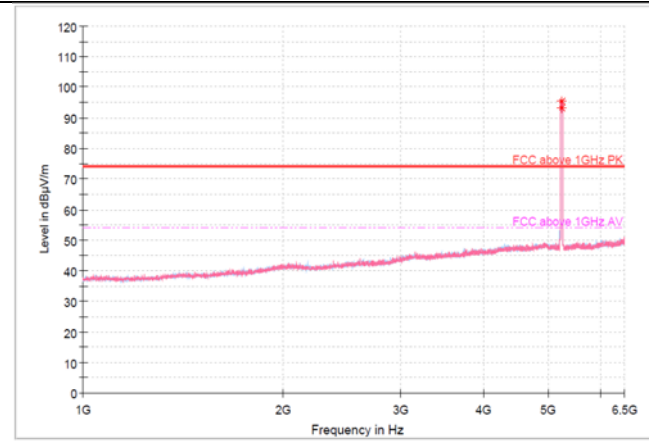
Remarks

1. Peak Result(dBµV/m) = Peak Reading Value(dBµV/m) + Correction Factor(dB)
2. Average Result(dBµV/m) = Average Reading Value(dBµV/m) + DCCF + Correction Factor(dB)
3. DCCF(Duty Cycle Correction Factor) = 10 x Log(1/Duty Cycle)
4. Correction Factor(dB) = Antenna Factor(dB/m) + Cable Factor(dB) – Pre-Amplifier Factor(dB) + Distance Factor (dB)
5. Distance Factor(dB) = 20 x Log(3/4.5) [Reference Distance: 3 m, Measurement Distance: 4.5 m: 1 GHz to 6.5 GHz]
6. Margin(dB) = (Peak/Average) Result (dBµV/m) – (Peak/Average) Limit (dBµV/m)

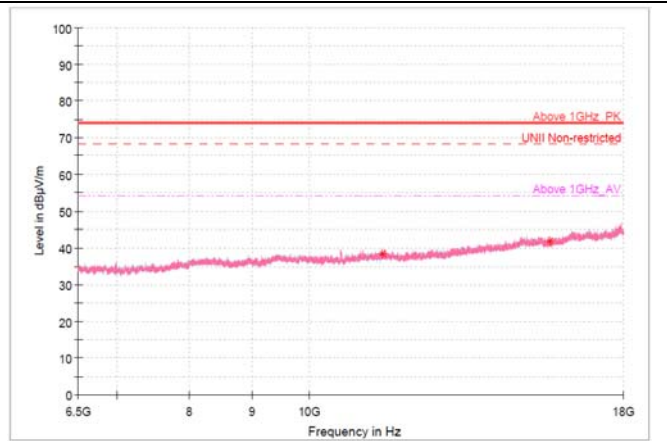


RSE_SISO_ANT1_UNII-1_802.11ax HE40_5230_SU

1 GHz - 6.5 GHz



6.5 GHz - 18 GHz



Frequency [MHz]	Peak Reading Value [dBµV/m]	Peak Result [dBµV/m]	AVG Reading Value [dBµV/m]	AVG Result [dBµV/m]	Height [cm]	Pol [H/V]	Azimuth [deg]	Correction Factor [dB/m]	Peak Margin [dBµV/m]	Peak Limit [dBµV/m]	AVG Margin [dBµV/m]	AVG Limit [dBµV/m]
5 230.42	75.50	93.30	-	-	300	V	172	17.80	-	74.00	-	-
5 242.33	77.62	95.42	-	-	300	V	172	17.80	-	74.00	-	-
11 460.16	28.10	38.40	-	-	100	V	175	10.30	35.60	74.00	-	-
15 690.07	27.05	41.75	-	-	200	V	116	14.70	32.25	74.00	-	-

Remarks

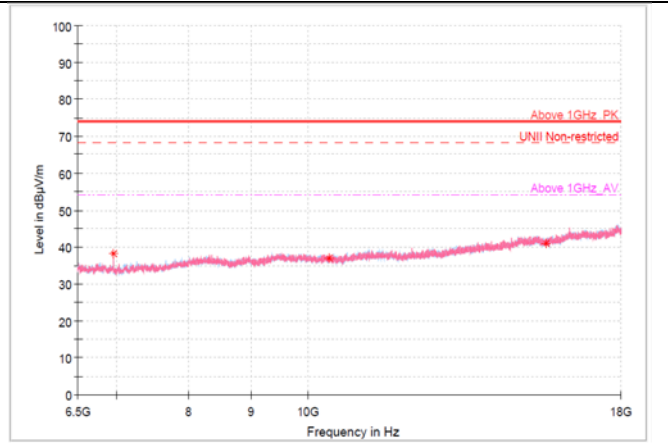
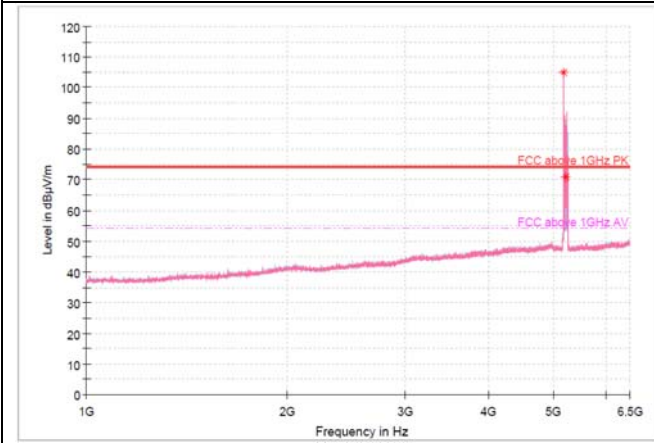
1. Peak Result(dBµV/m) = Peak Reading Value(dBµV/m) + Correction Factor(dB)
2. Average Result(dBµV/m) = Average Reading Value(dBµV/m) + DCCF + Correction Factor(dB)
3. DCCF(Duty Cycle Correction Factor) = 10 x Log(1/Duty Cycle)
4. Correction Factor(dB) = Antenna Factor(dB/m) + Cable Factor(dB) – Pre-Amplifier Factor(dB) + Distance Factor (dB)
5. Distance Factor(dB) = 20 x Log(3/4.5) [Reference Distance: 3 m, Measurement Distance: 4.5 m: 1 GHz to 6.5 GHz]
6. Margin(dB) = (Peak/Average) Result (dBµV/m) – (Peak/Average) Limit (dBµV/m)



RSE_SISO_ANT1_UNII-1_802.11ax HE80_5210_26T

1 GHz - 6.5 GHz

6.5 GHz - 18 GHz



Frequency [MHz]	Peak Reading Value [dBµV/m]	Peak Result [dBµV/m]	AVG Reading Value [dBµV/m]	AVG Result [dBµV/m]	Height [cm]	Pol [H/V]	Azimuth [deg]	Correction Factor [dB/m]	Peak Margin [dBµV/m]	Peak Limit [dBµV/m]	AVG Margin [dBµV/m]	AVG Limit [dBµV/m]
5 171.75	87.02	104.82	-	-	100	H	207	17.80	-	74.00	-	-
5 210.25	52.97	70.77	-	-	300	V	181	17.80	-	74.00	-	-
6 946.41	33.26	38.16	-	-	200	V	185	4.90	35.84	74.00	-	-
10 419.93	28.03	37.03	-	-	100	V	289	9.00	36.97	74.00	-	-
15 629.95	26.27	40.97	-	-	100	V	254	14.70	33.03	74.00	-	-

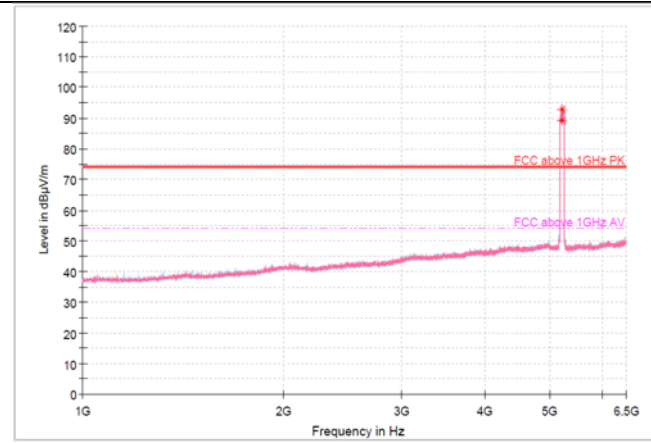
Remarks

1. Peak Result(dBµV/m) = Peak Reading Value(dBµV/m) + Correction Factor(dB)
2. Average Result(dBµV/m) = Average Reading Value(dBµV/m) + DCCF + Correction Factor(dB)
3. DCCF(Duty Cycle Correction Factor) = 10 x Log(1/Duty Cycle)
4. Correction Factor(dB) = Antenna Factor(dB/m) + Cable Factor(dB) – Pre-Amplifier Factor(dB) + Distance Factor (dB)
5. Distance Factor(dB) = 20 x Log(3/4.5) [Reference Distance: 3 m, Measurement Distance: 4.5 m: 1 GHz to 6.5 GHz]
6. Margin(dB) = (Peak/Average) Result (dBµV/m) – (Peak/Average) Limit (dBµV/m)

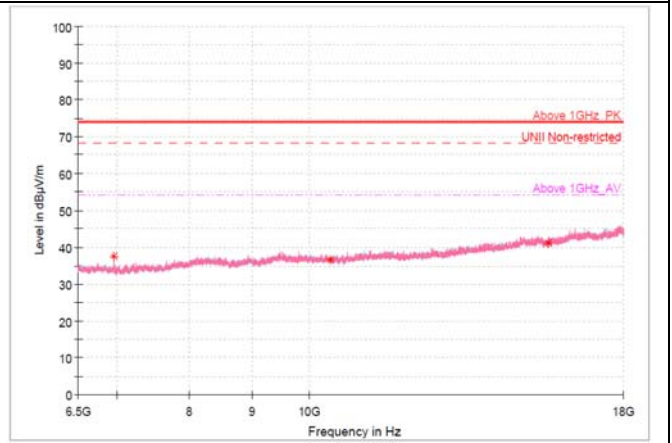


RSE_SISO_ANT1_UNII-1_802.11ax HE80_5210_SU

1 GHz - 6.5 GHz



6.5 GHz - 18 GHz



Frequency [MHz]	Peak Reading Value [dBµV/m]	Peak Result [dBµV/m]	AVG Reading Value [dBµV/m]	AVG Result [dBµV/m]	Height [cm]	Pol [H/V]	Azimuth [deg]	Correction Factor [dB/m]	Peak Margin [dBµV/m]	Peak Limit [dBµV/m]	AVG Margin [dBµV/m]	AVG Limit [dBµV/m]
5 210.25	71.26	89.06	-	-	300	V	171	17.80	-	74.00	-	-
5 218.50	75.14	92.94	-	-	300	V	169	17.80	-	74.00	-	-
6 946.41	32.72	37.62	-	-	200	V	177	4.90	36.38	74.00	-	-
10 419.93	27.70	36.70	-	-	400	V	240	9.00	37.30	74.00	-	-
15 629.95	26.48	41.18	-	-	100	V	358	14.70	32.82	74.00	-	-

Remarks

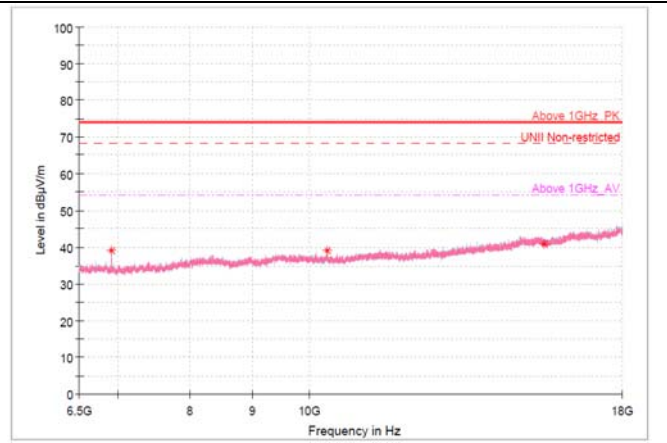
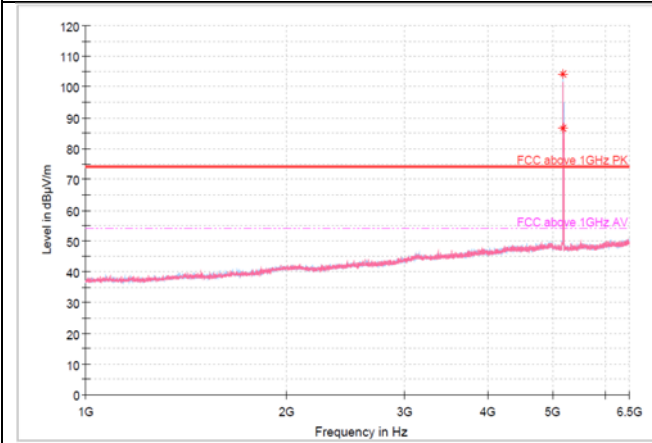
1. Peak Result(dBµV/m) = Peak Reading Value(dBµV/m) + Correction Factor(dB)
2. Average Result(dBµV/m) = Average Reading Value(dBµV/m) + DCCF + Correction Factor(dB)
3. DCCF(Duty Cycle Correction Factor) = 10 x Log(1/Duty Cycle)
4. Correction Factor(dB) = Antenna Factor(dB/m) + Cable Factor(dB) – Pre-Amplifier Factor(dB) + Distance Factor (dB)
5. Distance Factor(dB) = 20 x Log(3/4.5) [Reference Distance: 3 m, Measurement Distance: 4.5 m: 1 GHz to 6.5 GHz]
6. Margin(dB) = (Peak/Average) Result (dBµV/m) – (Peak/Average) Limit (dBµV/m)



RSE_SISO_ANT2_UNII-1_802.11ax HE20_5180_26T

1 GHz - 6.5 GHz

6.5 GHz - 18 GHz



Frequency [MHz]	Peak Reading Value [dBµV/m]	Peak Result [dBµV/m]	AVG Reading Value [dBµV/m]	AVG Result [dBµV/m]	Height [cm]	Pol [H/V]	Azimuth [deg]	Correction Factor [dB/m]	Peak Margin [dBµV/m]	Peak Limit [dBµV/m]	AVG Margin [dBµV/m]	AVG Limit [dBµV/m]
5 172.21	86.57	104.37	-	-	100	H	298	17.80	-	74.00	-	-
5 180.00	68.79	86.59	-	-	300	V	66	17.80	-	74.00	-	-
6 906.16	34.39	39.19	-	-	100	H	6	4.80	34.81	74.00	-	-
10 343.61	30.29	39.19	-	-	100	V	2	8.90	34.81	74.00	-	-
15 540.05	26.42	40.92	-	-	200	V	327	14.50	33.08	74.00	-	-

Remarks

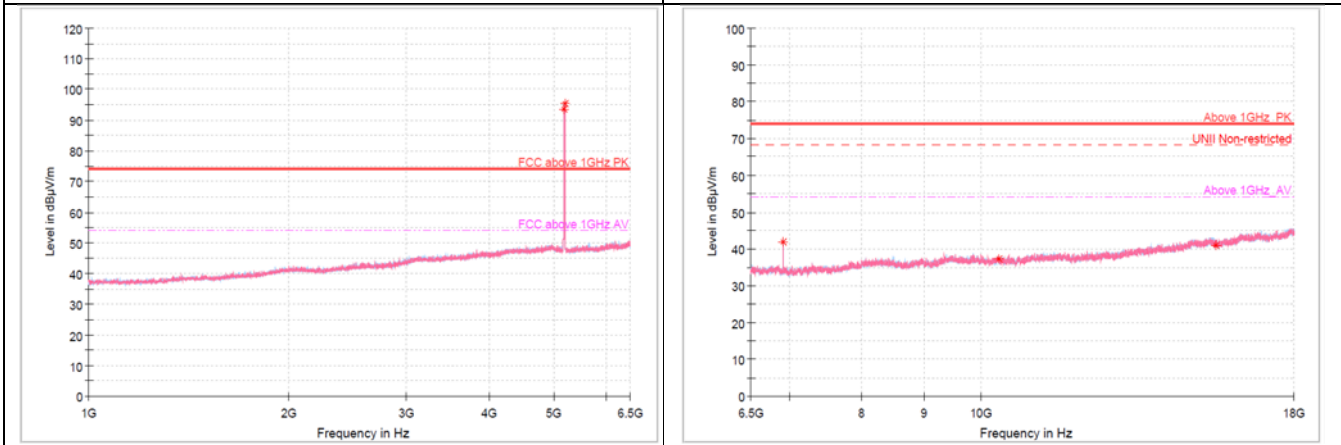
1. Peak Result(dBµV/m) = Peak Reading Value(dBµV/m) + Correction Factor(dB)
2. Average Result(dBµV/m) = Average Reading Value(dBµV/m) + DCCF + Correction Factor(dB)
3. DCCF(Duty Cycle Correction Factor) = 10 x Log(1/Duty Cycle)
4. Correction Factor(dB) = Antenna Factor(dB/m) + Cable Factor(dB) – Pre-Amplifier Factor(dB) + Distance Factor (dB)
5. Distance Factor(dB) = 20 x Log(3/4.5) [Reference Distance: 3 m, Measurement Distance: 4.5 m: 1 GHz to 6.5 GHz]
6. Margin(dB) = (Peak/Average) Result (dBµV/m) – (Peak/Average) Limit (dBµV/m)



RSE_SISO_ANT2_UNII-1_802.11ax HE20_5180_SU

1 GHz - 6.5 GHz

6.5 GHz - 18 GHz



Frequency [MHz]	Peak Reading Value [dBµV/m]	Peak Result [dBµV/m]	AVG Reading Value [dBµV/m]	AVG Result [dBµV/m]	Height [cm]	Pol [H/V]	Azimuth [deg]	Correction Factor [dB/m]	Peak Margin [dBµV/m]	Peak Limit [dBµV/m]	AVG Margin [dBµV/m]	AVG Limit [dBµV/m]
5 180.00	75.61	93.41	-	-	100	H	308	17.80	-	74.00	-	-
5 185.96	77.46	95.26	-	-	100	H	300	17.80	-	74.00	-	-
6 906.16	34.39	39.19	-	-	100	H	6	4.80	34.81	74.00	-	-
10 343.61	30.29	39.19	-	-	100	V	2	8.90	34.81	74.00	-	-
15 540.05	26.42	40.92	-	-	200	V	327	14.50	33.08	74.00	-	-

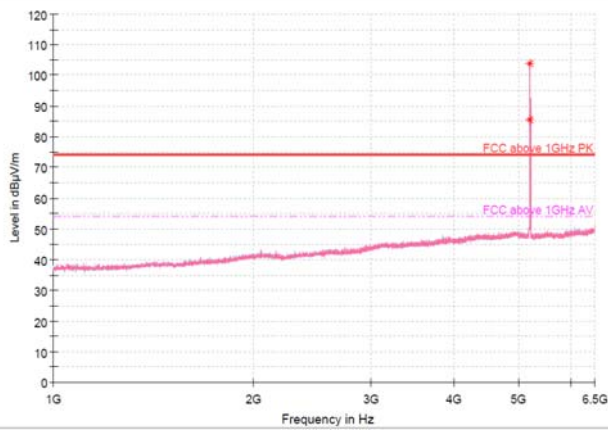
Remarks

1. Peak Result(dBµV/m) = Peak Reading Value(dBµV/m) + Correction Factor(dB)
2. Average Result(dBµV/m) = Average Reading Value(dBµV/m) + DCCF + Correction Factor(dB)
3. DCCF(Duty Cycle Correction Factor) = 10 x Log(1/Duty Cycle)
4. Correction Factor(dB) = Antenna Factor(dB/m) + Cable Factor(dB) – Pre-Amplifier Factor(dB) + Distance Factor (dB)
5. Distance Factor(dB) = 20 x Log(3/4.5) [Reference Distance: 3 m, Measurement Distance: 4.5 m: 1 GHz to 6.5 GHz]
6. Margin(dB) = (Peak/Average) Result (dBµV/m) – (Peak/Average) Limit (dBµV/m)

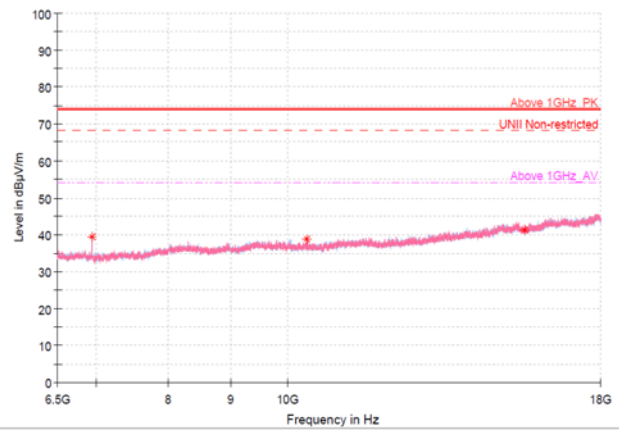


RSE_SISO_ANT2_UNII-1_802.11ax HE20_5200_26T

1 GHz - 6.5 GHz



6.5 GHz - 18 GHz



Frequency [MHz]	Peak Reading Value [dBµV/m]	Peak Result [dBµV/m]	AVG Reading Value [dBµV/m]	AVG Result [dBµV/m]	Height [cm]	Pol [H/V]	Azimuth [deg]	Correction Factor [dB/m]	Peak Margin [dBµV/m]	Peak Limit [dBµV/m]	AVG Margin [dBµV/m]	AVG Limit [dBµV/m]
5 191.92	86.18	103.98	-	-	300	V	196	17.80	-	74.00	-	-
5 200.17	67.73	85.53	-	-	200	H	28	17.80	-	74.00	-	-
6 932.82	34.66	39.56	-	-	100	H	164	4.90	34.44	74.00	-	-
10 382.82	29.83	38.83	-	-	300	V	21	9.00	35.17	74.00	-	-
15 600.16	26.83	41.43	-	-	200	H	8	14.60	32.57	74.00	-	-

Remarks

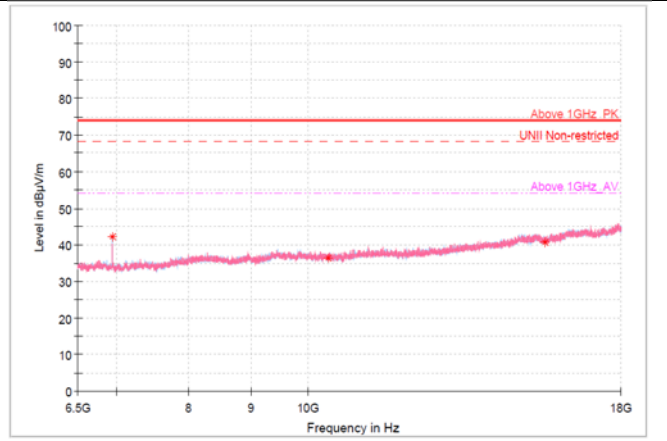
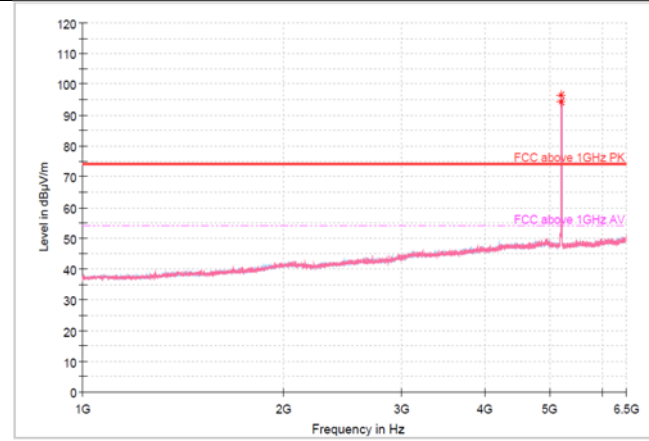
1. Peak Result(dBµV/m) = Peak Reading Value(dBµV/m) + Correction Factor(dB)
2. Average Result(dBµV/m) = Average Reading Value(dBµV/m) + DCCF + Correction Factor(dB)
3. DCCF(Duty Cycle Correction Factor) = 10 x Log(1/Duty Cycle)
4. Correction Factor(dB) = Antenna Factor(dB/m) + Cable Factor(dB) – Pre-Amplifier Factor(dB) + Distance Factor (dB)
5. Distance Factor(dB) = 20 x Log(3/4.5) [Reference Distance: 3 m, Measurement Distance: 4.5 m: 1 GHz to 6.5 GHz]
6. Margin(dB) = (Peak/Average) Result (dBµV/m) – (Peak/Average) Limit (dBµV/m)



RSE_SISO_ANT2_UNII-1_802.11ax HE20_5200_SU

1 GHz - 6.5 GHz

6.5 GHz - 18 GHz



Frequency [MHz]	Peak Reading Value [dBµV/m]	Peak Result [dBµV/m]	AVG Reading Value [dBµV/m]	AVG Result [dBµV/m]	Height [cm]	Pol [H/V]	Azimuth [deg]	Correction Factor [dB/m]	Peak Margin [dBµV/m]	Peak Limit [dBµV/m]	AVG Margin [dBµV/m]	AVG Limit [dBµV/m]
5 195.58	78.55	96.35	-	-	100	H	302	17.80	-	74.00	-	-
5 200.17	76.51	94.31	-	-	100	H	298	17.80	-	74.00	-	-
6 932.82	37.23	42.13	-	-	100	H	164	4.90	31.87	74.00	-	-
10 400.07	27.34	36.34	-	-	200	H	0	9.00	37.66	74.00	-	-
15 600.16	26.16	40.76	-	-	200	H	49	14.60	33.24	74.00	-	-

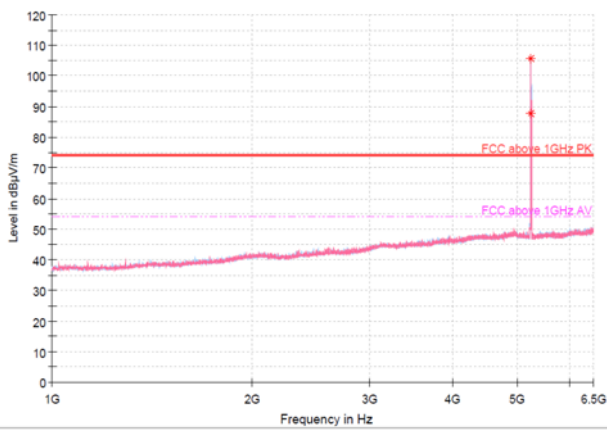
Remarks

1. Peak Result(dBµV/m) = Peak Reading Value(dBµV/m) + Correction Factor(dB)
2. Average Result(dBµV/m) = Average Reading Value(dBµV/m) + DCCF + Correction Factor(dB)
3. DCCF(Duty Cycle Correction Factor) = 10 x Log(1/Duty Cycle)
4. Correction Factor(dB) = Antenna Factor(dB/m) + Cable Factor(dB) – Pre-Amplifier Factor(dB) + Distance Factor (dB)
5. Distance Factor(dB) = 20 x Log(3/4.5) [Reference Distance: 3 m, Measurement Distance: 4.5 m: 1 GHz to 6.5 GHz]
6. Margin(dB) = (Peak/Average) Result (dBµV/m) – (Peak/Average) Limit (dBµV/m)

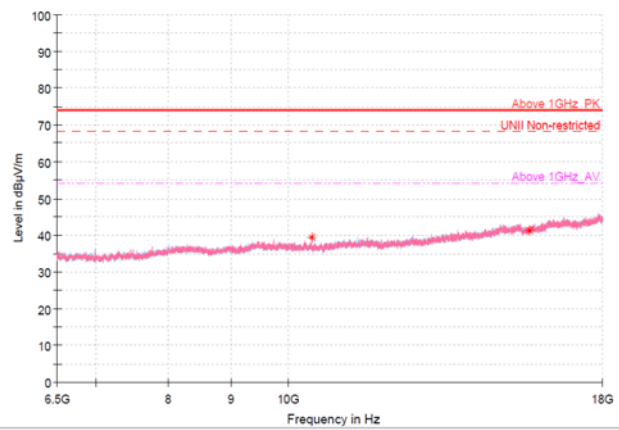


RSE_SISO_ANT2_UNII-1_802.11ax HE20_5240_26T

1 GHz - 6.5 GHz



6.5 GHz - 18 GHz



Frequency [MHz]	Peak Reading Value [dBµV/m]	Peak Result [dBµV/m]	AVG Reading Value [dBµV/m]	AVG Result [dBµV/m]	Height [cm]	Pol [H/V]	Azimuth [deg]	Correction Factor [dB/m]	Peak Margin [dBµV/m]	Peak Limit [dBµV/m]	AVG Margin [dBµV/m]	AVG Limit [dBµV/m]
5 231.33	87.72	105.52	-	-	100	H	167	17.80	-	74.00	-	-
5 240.04	69.87	87.67	-	-	200	V	276	17.80	-	74.00	-	-
10 462.27	30.41	39.51	-	-	100	V	127	9.10	34.49	74.00	-	-
15 720.39	26.32	41.22	-	-	100	H	242	14.90	32.78	74.00	-	-

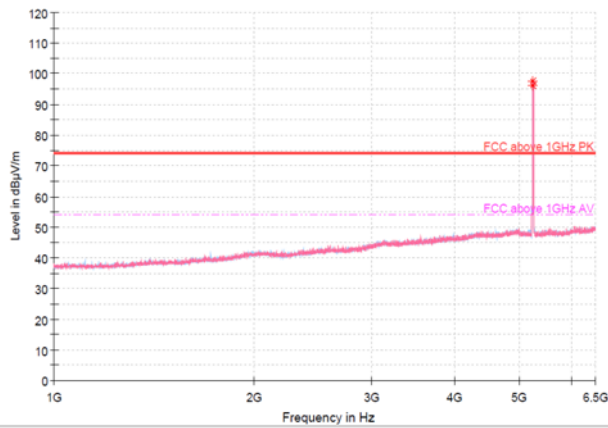
Remarks

1. Peak Result(dBµV/m) = Peak Reading Value(dBµV/m) + Correction Factor(dB)
2. Average Result(dBµV/m) = Average Reading Value(dBµV/m) + DCCF + Correction Factor(dB)
3. DCCF(Duty Cycle Correction Factor) = 10 x Log(1/Duty Cycle)
4. Correction Factor(dB) = Antenna Factor(dB/m) + Cable Factor(dB) – Pre-Amplifier Factor(dB) + Distance Factor (dB)
5. Distance Factor(dB) = 20 x Log(3/4.5) [Reference Distance: 3 m, Measurement Distance: 4.5 m: 1 GHz to 6.5 GHz]
6. Margin(dB) = (Peak/Average) Result (dBµV/m) – (Peak/Average) Limit (dBµV/m)

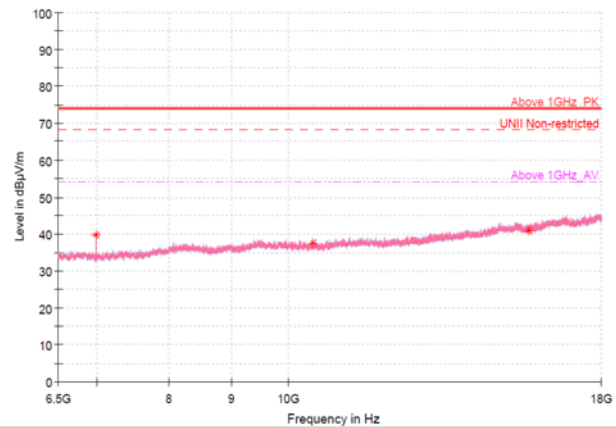


RSE_SISO_ANT2_UNII-1_802.11ax HE20_5240_SU

1 GHz - 6.5 GHz



6.5 GHz - 18 GHz



Frequency [MHz]	Peak Reading Value [dBµV/m]	Peak Result [dBµV/m]	AVG Reading Value [dBµV/m]	AVG Result [dBµV/m]	Height [cm]	Pol [H/V]	Azimuth [deg]	Correction Factor [dB/m]	Peak Margin [dBµV/m]	Peak Limit [dBµV/m]	AVG Margin [dBµV/m]	AVG Limit [dBµV/m]
5 240.04	78.30	96.10	-	-	100	H	307	17.80	-	74.00	-	-
5 241.88	79.97	97.77	-	-	100	H	299	17.80	-	74.00	-	-
6 986.66	34.82	39.82	-	-	100	H	291	5.00	34.18	74.00	-	-
10 484.75	28.47	37.67	-	-	200	V	322	9.20	36.33	74.00	-	-
15 720.39	26.20	41.10	-	-	200	V	0	14.90	32.90	74.00	-	-

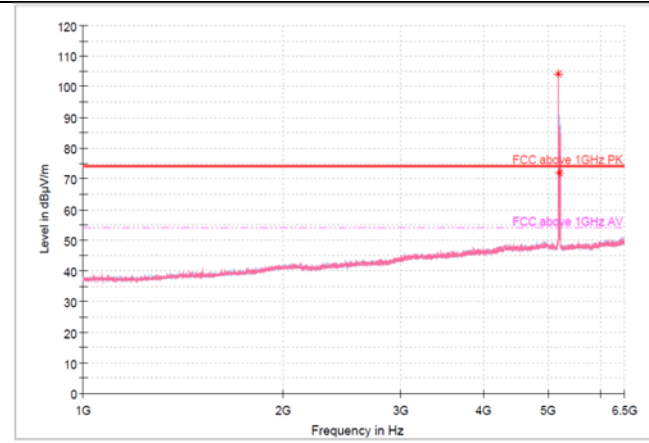
Remarks

1. Peak Result(dBµV/m) = Peak Reading Value(dBµV/m) + Correction Factor(dB)
2. Average Result(dBµV/m) = Average Reading Value(dBµV/m) + DCCF + Correction Factor(dB)
3. DCCF(Duty Cycle Correction Factor) = 10 x Log(1/Duty Cycle)
4. Correction Factor(dB) = Antenna Factor(dB/m) + Cable Factor(dB) – Pre-Amplifier Factor(dB) + Distance Factor (dB)
5. Distance Factor(dB) = 20 x Log(3/4.5) [Reference Distance: 3 m, Measurement Distance: 4.5 m: 1 GHz to 6.5 GHz]
6. Margin(dB) = (Peak/Average) Result (dBµV/m) – (Peak/Average) Limit (dBµV/m)

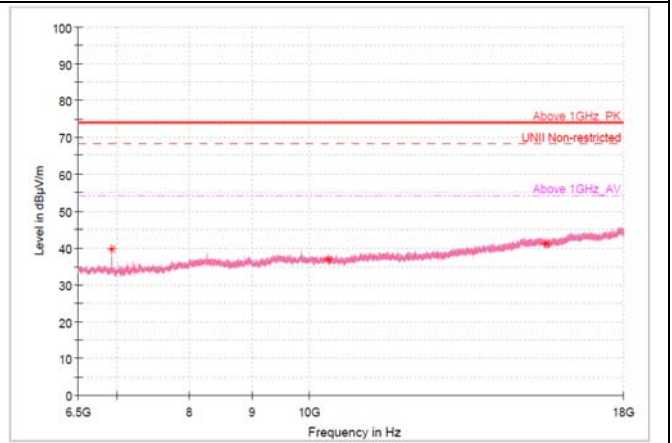


RSE_SISO_ANT2_UNII-1_802.11ax HE40_5190_26T

1 GHz - 6.5 GHz



6.5 GHz - 18 GHz



Frequency [MHz]	Peak Reading Value [dBµV/m]	Peak Result [dBµV/m]	AVG Reading Value [dBµV/m]	AVG Result [dBµV/m]	Height [cm]	Pol [H/V]	Azimuth [deg]	Correction Factor [dB/m]	Peak Margin [dBµV/m]	Peak Limit [dBµV/m]	AVG Margin [dBµV/m]	AVG Limit [dBµV/m]
5 172.67	86.44	104.24	-	-	100	H	301	17.80	-	74.00	-	-
5 190.08	54.00	71.80	-	-	300	V	194	17.80	-	74.00	-	-
6 919.75	34.90	39.70	-	-	100	H	161	4.80	34.30	74.00	-	-
10 380.20	28.01	37.01	-	-	200	V	26	9.00	36.99	74.00	-	-
15 570.36	26.67	41.27	-	-	100	V	313	14.60	32.73	74.00	-	-

Remarks

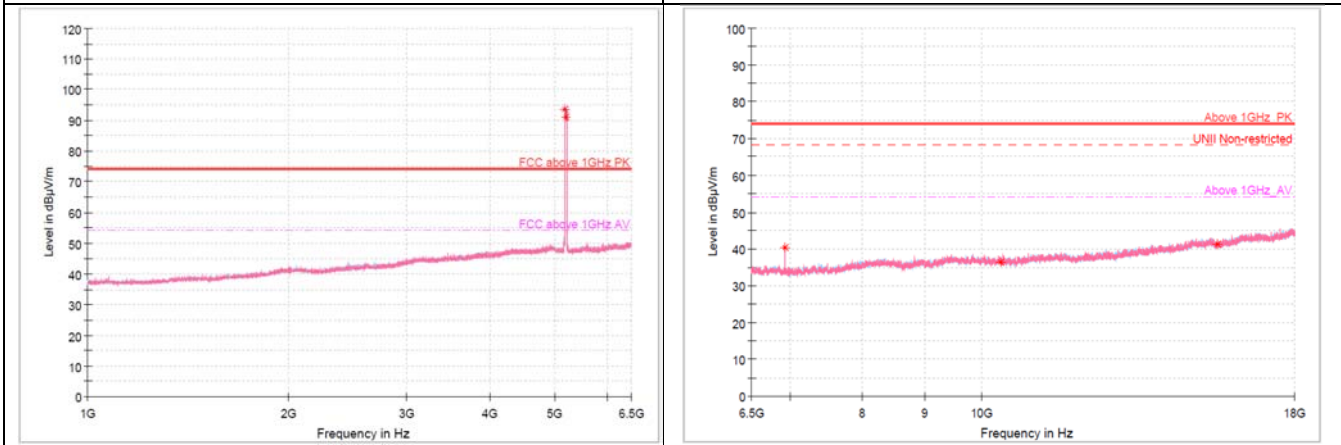
1. Peak Result(dBµV/m) = Peak Reading Value(dBµV/m) + Correction Factor(dB)
2. Average Result(dBµV/m) = Average Reading Value(dBµV/m) + DCCF + Correction Factor(dB)
3. DCCF(Duty Cycle Correction Factor) = 10 x Log(1/Duty Cycle)
4. Correction Factor(dB) = Antenna Factor(dB/m) + Cable Factor(dB) – Pre-Amplifier Factor(dB) + Distance Factor (dB)
5. Distance Factor(dB) = 20 x Log(3/4.5) [Reference Distance: 3 m, Measurement Distance: 4.5 m: 1 GHz to 6.5 GHz]
6. Margin(dB) = (Peak/Average) Result (dBµV/m) – (Peak/Average) Limit (dBµV/m)



RSE_SISO_ANT2_UNII-1_802.11ax HE40_5190_SU

1 GHz - 6.5 GHz

6.5 GHz - 18 GHz



Frequency [MHz]	Peak Reading Value [dBµV/m]	Peak Result [dBµV/m]	AVG Reading Value [dBµV/m]	AVG Result [dBµV/m]	Height [cm]	Pol [H/V]	Azimuth [deg]	Correction Factor [dB/m]	Peak Margin [dBµV/m]	Peak Limit [dBµV/m]	AVG Margin [dBµV/m]	AVG Limit [dBµV/m]
5 177.71	75.93	93.73	-	-	100	H	298	17.80	-	74.00	-	-
5 190.08	73.36	91.16	-	-	100	H	302	17.80	-	74.00	-	-
6 919.75	35.57	40.37	-	-	200	V	168	4.80	33.63	74.00	-	-
10 380.20	27.52	36.52	-	-	200	V	251	9.00	37.48	74.00	-	-
15 570.36	26.83	41.43	-	-	300	V	84	14.60	32.57	74.00	-	-

Remarks

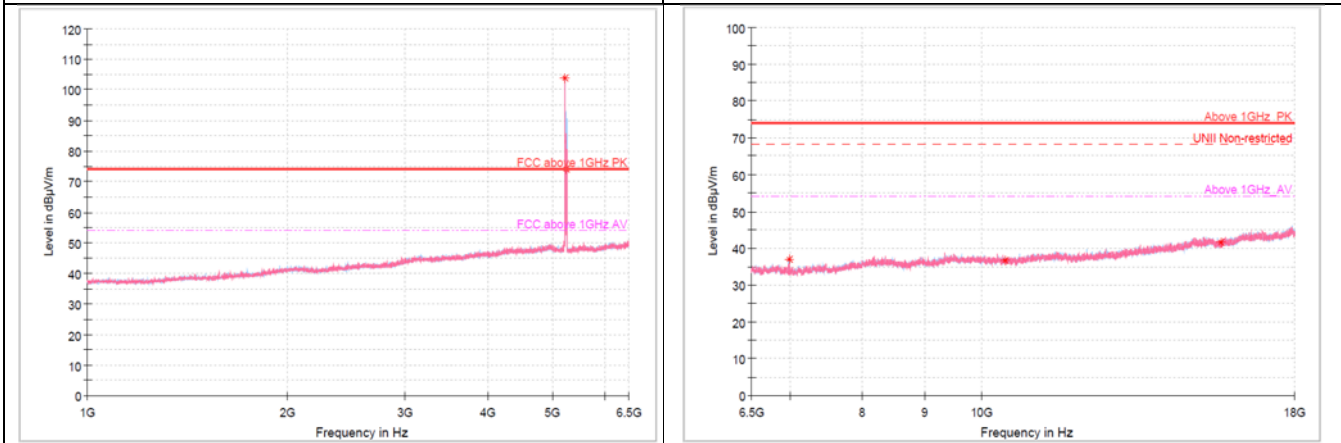
1. Peak Result(dBµV/m) = Peak Reading Value(dBµV/m) + Correction Factor(dB)
2. Average Result(dBµV/m) = Average Reading Value(dBµV/m) + DCCF + Correction Factor(dB)
3. DCCF(Duty Cycle Correction Factor) = 10 x Log(1/Duty Cycle)
4. Correction Factor(dB) = Antenna Factor(dB/m) + Cable Factor(dB) – Pre-Amplifier Factor(dB) + Distance Factor (dB)
5. Distance Factor(dB) = 20 x Log(3/4.5) [Reference Distance: 3 m, Measurement Distance: 4.5 m: 1 GHz to 6.5 GHz]
6. Margin(dB) = (Peak/Average) Result (dBµV/m) – (Peak/Average) Limit (dBµV/m)



RSE_SISO_ANT2_UNII-1_802.11ax HE40_5230_26T

1 GHz - 6.5 GHz

6.5 GHz - 18 GHz



Frequency [MHz]	Peak Reading Value [dBµV/m]	Peak Result [dBµV/m]	AVG Reading Value [dBµV/m]	AVG Result [dBµV/m]	Height [cm]	Pol [H/V]	Azimuth [deg]	Correction Factor [dB/m]	Peak Margin [dBµV/m]	Peak Limit [dBµV/m]	AVG Margin [dBµV/m]	AVG Limit [dBµV/m]
5 212.54	85.88	103.68	-	-	100	H	298	17.80	-	74.00	-	-
5 230.42	56.39	74.19	-	-	200	H	96	17.80	-	74.00	-	-
6 973.07	32.10	37.00	-	-	100	H	280	4.90	37.00	74.00	-	-
10 460.18	27.65	36.75	-	-	200	V	331	9.10	37.25	74.00	-	-
15 690.07	26.77	41.47	-	-	200	V	311	14.70	32.53	74.00	-	-

Remarks

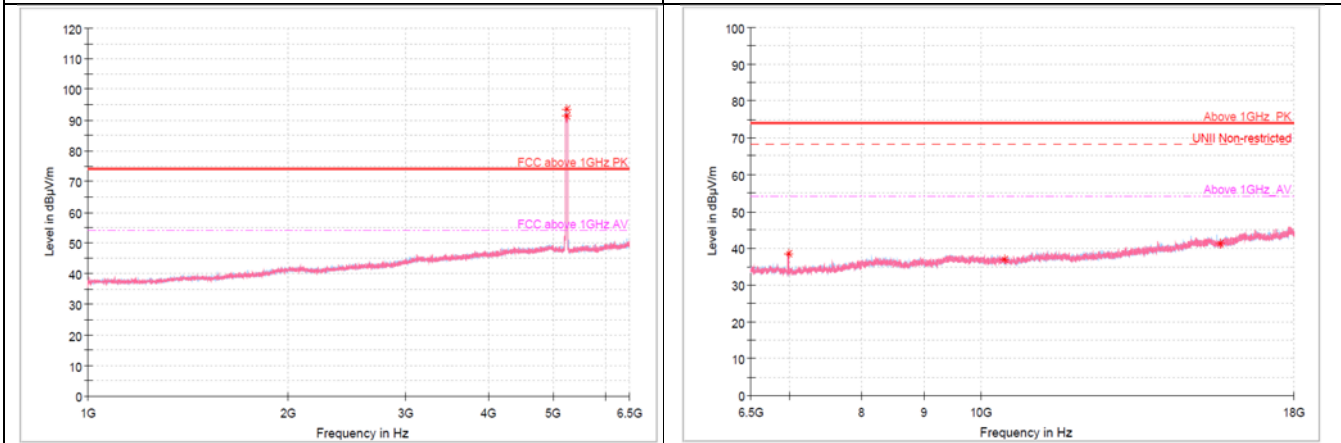
1. Peak Result(dBµV/m) = Peak Reading Value(dBµV/m) + Correction Factor(dB)
2. Average Result(dBµV/m) = Average Reading Value(dBµV/m) + DCCF + Correction Factor(dB)
3. DCCF(Duty Cycle Correction Factor) = 10 x Log(1/Duty Cycle)
4. Correction Factor(dB) = Antenna Factor(dB/m) + Cable Factor(dB) – Pre-Amplifier Factor(dB) + Distance Factor (dB)
5. Distance Factor(dB) = 20 x Log(3/4.5) [Reference Distance: 3 m, Measurement Distance: 4.5 m: 1 GHz to 6.5 GHz]
6. Margin(dB) = (Peak/Average) Result (dBµV/m) – (Peak/Average) Limit (dBµV/m)



RSE_SISO_ANT2_UNII-1_802.11ax HE40_5230_SU

1 GHz - 6.5 GHz

6.5 GHz - 18 GHz



Frequency [MHz]	Peak Reading Value [dBµV/m]	Peak Result [dBµV/m]	AVG Reading Value [dBµV/m]	AVG Result [dBµV/m]	Height [cm]	Pol [H/V]	Azimuth [deg]	Correction Factor [dB/m]	Peak Margin [dBµV/m]	Peak Limit [dBµV/m]	AVG Margin [dBµV/m]	AVG Limit [dBµV/m]
5 227.21	75.82	93.62	-	-	100	H	294	17.80	-	74.00	-	-
5 230.42	73.61	91.41	-	-	100	H	171	17.80	-	74.00	-	-
6 973.07	33.54	38.44	-	-	200	V	220	4.90	35.56	74.00	-	-
10 460.18	27.91	37.01	-	-	200	H	243	9.10	36.99	74.00	-	-
15 690.07	26.62	41.32	-	-	400	H	230	14.70	32.68	74.00	-	-

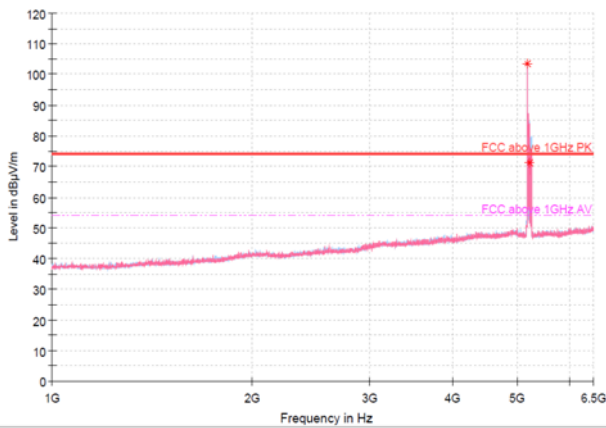
Remarks

1. Peak Result(dBµV/m) = Peak Reading Value(dBµV/m) + Correction Factor(dB)
2. Average Result(dBµV/m) = Average Reading Value(dBµV/m) + DCCF + Correction Factor(dB)
3. DCCF(Duty Cycle Correction Factor) = 10 x Log(1/Duty Cycle)
4. Correction Factor(dB) = Antenna Factor(dB/m) + Cable Factor(dB) – Pre-Amplifier Factor(dB) + Distance Factor (dB)
5. Distance Factor(dB) = 20 x Log(3/4.5) [Reference Distance: 3 m, Measurement Distance: 4.5 m: 1 GHz to 6.5 GHz]
6. Margin(dB) = (Peak/Average) Result (dBµV/m) – (Peak/Average) Limit (dBµV/m)

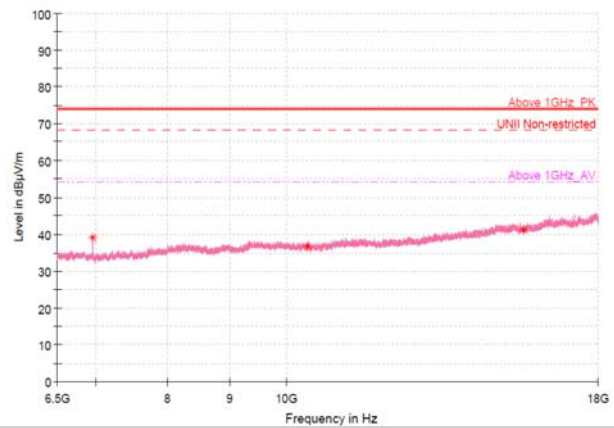


RSE_SISO_ANT2_UNII-1_802.11ax HE80_5210_26T

1 GHz - 6.5 GHz



6.5 GHz - 18 GHz



Frequency [MHz]	Peak Reading Value [dBµV/m]	Peak Result [dBµV/m]	AVG Reading Value [dBµV/m]	AVG Result [dBµV/m]	Height [cm]	Pol [H/V]	Azimuth [deg]	Correction Factor [dB/m]	Peak Margin [dBµV/m]	Peak Limit [dBµV/m]	AVG Margin [dBµV/m]	AVG Limit [dBµV/m]
5 171.75	85.74	103.54	-	-	100	H	165	17.80	-	74.00	-	-
5 210.25	53.53	71.33	-	-	300	H	302	17.80	-	74.00	-	-
6 946.41	34.12	39.02	-	-	100	H	53	4.90	34.98	74.00	-	-
10 420.45	27.65	36.65	-	-	100	V	62	9.00	37.35	74.00	-	-
15 630.48	26.48	41.18	-	-	400	H	136	14.70	32.82	74.00	-	-

Remarks

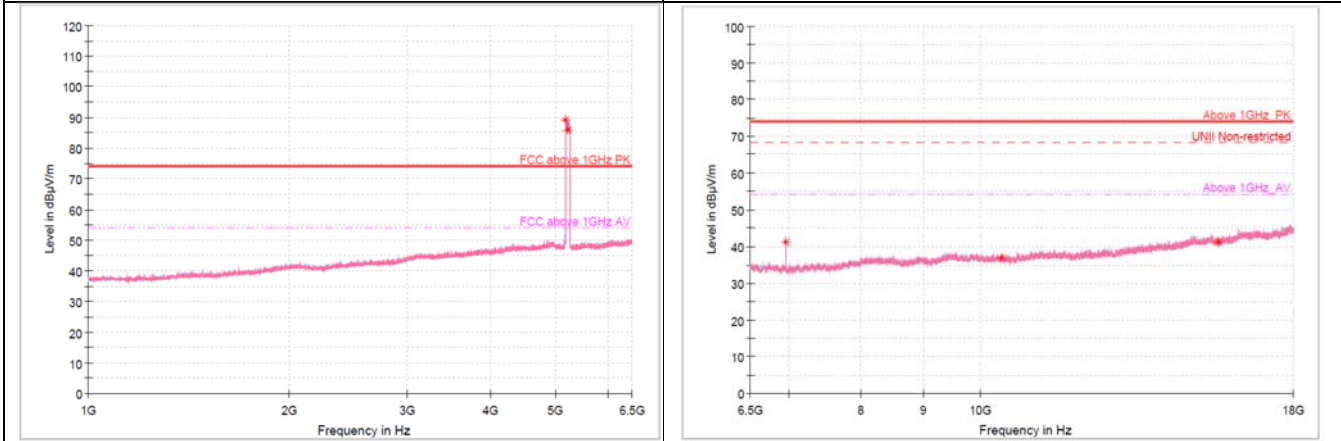
1. Peak Result(dBµV/m) = Peak Reading Value(dBµV/m) + Correction Factor(dB)
2. Average Result(dBµV/m) = Average Reading Value(dBµV/m) + DCCF + Correction Factor(dB)
3. DCCF(Duty Cycle Correction Factor) = 10 x Log(1/Duty Cycle)
4. Correction Factor(dB) = Antenna Factor(dB/m) + Cable Factor(dB) – Pre-Amplifier Factor(dB) + Distance Factor (dB)
5. Distance Factor(dB) = 20 x Log(3/4.5) [Reference Distance: 3 m, Measurement Distance: 4.5 m: 1 GHz to 6.5 GHz]
6. Margin(dB) = (Peak/Average) Result (dBµV/m) – (Peak/Average) Limit (dBµV/m)



RSE_SISO_ANT2_UNII-1_802.11ax HE80_5210_SU

1 GHz - 6.5 GHz

6.5 GHz - 18 GHz

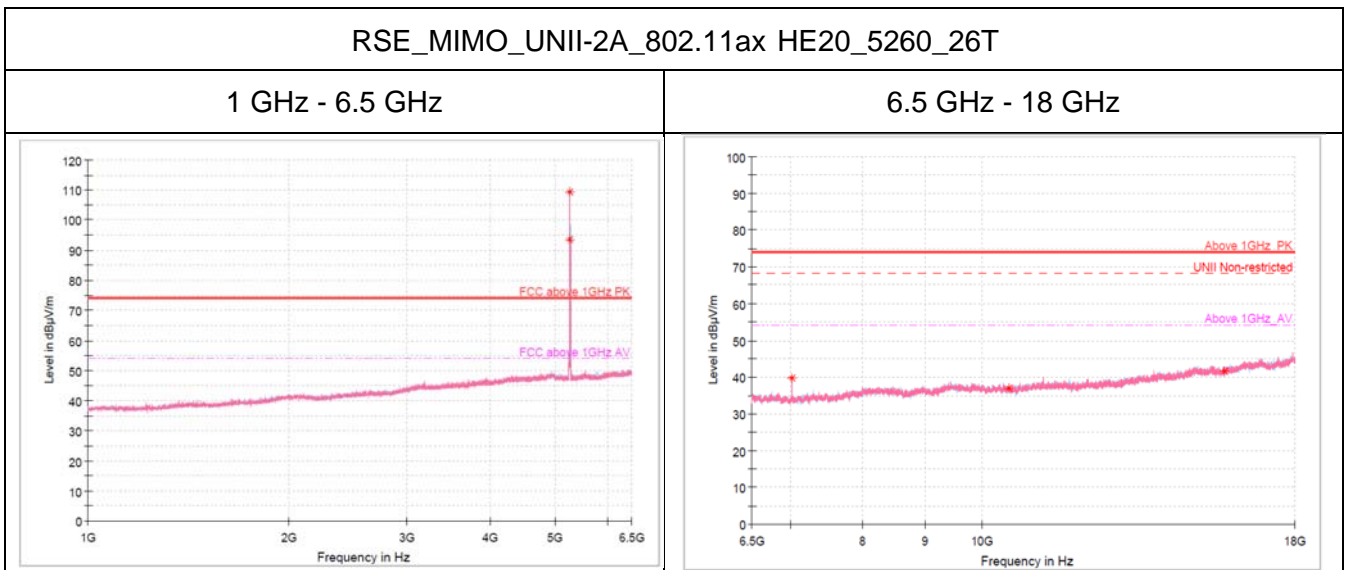


Frequency [MHz]	Peak Reading Value [dBµV/m]	Peak Result [dBµV/m]	AVG Reading Value [dBµV/m]	AVG Result [dBµV/m]	Height [cm]	Pol [H/V]	Azimuth [deg]	Correction Factor [dB/m]	Peak Margin [dBµV/m]	Peak Limit [dBµV/m]	AVG Margin [dBµV/m]	AVG Limit [dBµV/m]
5 181.83	71.26	89.06	-	-	100	H	297	17.80	-	74.00	-	-
5 210.25	68.07	85.87	-	-	100	H	305	17.80	-	74.00	-	-
6 946.41	36.35	41.25	-	-	100	H	164	4.90	32.75	74.00	-	-
10 420.45	27.87	36.87	-	-	100	H	186	9.00	37.13	74.00	-	-
15 629.95	26.58	41.28	-	-	200	V	261	14.70	32.72	74.00	-	-

Remarks

1. Peak Result(dBµV/m) = Peak Reading Value(dBµV/m) + Correction Factor(dB)
2. Average Result(dBµV/m) = Average Reading Value(dBµV/m) + DCCF + Correction Factor(dB)
3. DCCF(Duty Cycle Correction Factor) = 10 x Log(1/Duty Cycle)
4. Correction Factor(dB) = Antenna Factor(dB/m) + Cable Factor(dB) – Pre-Amplifier Factor(dB) + Distance Factor (dB)
5. Distance Factor(dB) = 20 x Log(3/4.5) [Reference Distance: 3 m, Measurement Distance: 4.5 m: 1 GHz to 6.5 GHz]
6. Margin(dB) = (Peak/Average) Result (dBµV/m) – (Peak/Average) Limit (dBµV/m)

U-NII-2A (Above 1 GHz)



Frequency [MHz]	Peak Reading Value [dBµV/m]	Peak Result [dBµV/m]	AVG Reading Value [dBµV/m]	AVG Result [dBµV/m]	Height [cm]	Pol [H/V]	Azimuth [deg]	Correction Factor [dB/m]	Peak Margin [dBµV/m]	Peak Limit [dBµV/m]	AVG Margin [dBµV/m]	AVG Limit [dBµV/m]
5 251.50	91.63	109.43	-	-	100	H	203	17.80	-	74.00	-	-
5 260.21	75.65	93.45	-	-	300	H	23	17.80	-	74.00	-	-
7 013.32	34.90	39.90	-	-	200	V	218	5.00	34.10	74.00	-	-
10 520.30	27.78	37.08	-	-	100	H	330	9.30	36.92	74.00	-	-
15 779.98	26.34	41.44	-	-	300	H	130	15.10	32.56	74.00	-	-

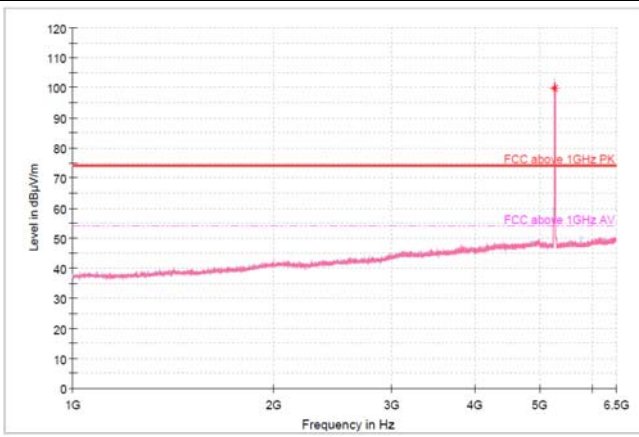
Remarks

1. Peak Result(dBµV/m) = Peak Reading Value(dBµV/m) + Correction Factor(dB)
2. Average Result(dBµV/m) = Average Reading Value(dBµV/m) + DCCF + Correction Factor(dB)
3. DCCF(Duty Cycle Correction Factor) = 10 x Log(1/Duty Cycle)
4. Correction Factor(dB) = Antenna Factor(dB/m) + Cable Factor(dB) – Pre-Amplifier Factor(dB) + Distance Factor (dB)
5. Distance Factor(dB) = 20 x Log(3/4.5) [Reference Distance: 3 m, Measurement Distance: 4.5 m: 1 GHz to 6.5 GHz]
6. Margin(dB) = (Peak/Average) Result (dBµV/m) – (Peak/Average) Limit (dBµV/m)

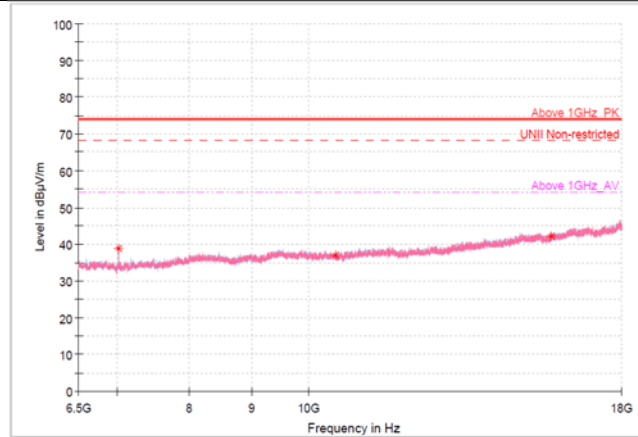


RSE_MIMO_UNII-2A_802.11ax HE20_5260_SU

1 GHz - 6.5 GHz



6.5 GHz - 18 GHz



Frequency [MHz]	Peak Reading Value [dBµV/m]	Peak Result [dBµV/m]	AVG Reading Value [dBµV/m]	AVG Result [dBµV/m]	Height [cm]	Pol [H/V]	Azimuth [deg]	Correction Factor [dB/m]	Peak Margin [dBµV/m]	Peak Limit [dBµV/m]	AVG Margin [dBµV/m]	AVG Limit [dBµV/m]
5 260.21	81.93	99.73	-	-	300	V	170	17.80	-	74.00	-	-
7 012.80	33.94	38.94	-	-	200	V	171	5.00	35.06	74.00	-	-
10 520.30	27.68	36.98	-	-	400	V	301	9.30	37.02	74.00	-	-
15 779.98	27.19	42.29	-	-	400	H	216	15.10	31.71	74.00	-	-

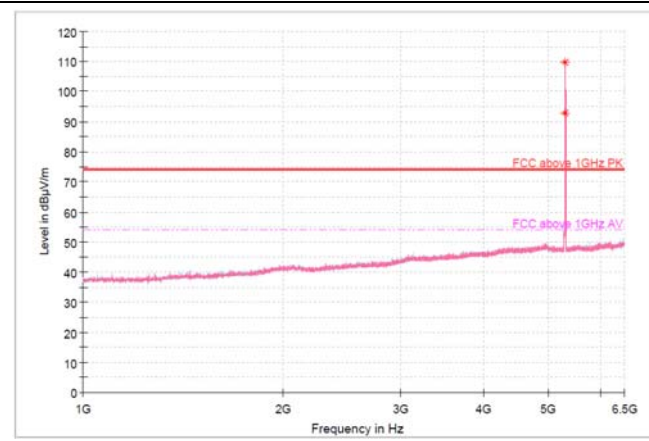
Remarks

1. Peak Result(dBµV/m) = Peak Reading Value(dBµV/m) + Correction Factor(dB)
2. Average Result(dBµV/m) = Average Reading Value(dBµV/m) + DCCF + Correction Factor(dB)
3. DCCF(Duty Cycle Correction Factor) = 10 x Log(1/Duty Cycle)
4. Correction Factor(dB) = Antenna Factor(dB/m) + Cable Factor(dB) – Pre-Amplifier Factor(dB) + Distance Factor (dB)
5. Distance Factor(dB) = 20 x Log(3/4.5) [Reference Distance: 3 m, Measurement Distance: 4.5 m: 1 GHz to 6.5 GHz]
6. Margin(dB) = (Peak/Average) Result (dBµV/m) – (Peak/Average) Limit (dBµV/m)

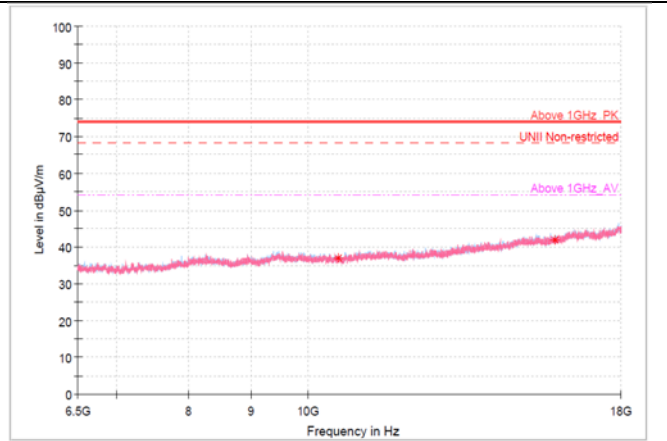


RSE_MIMO_UNII-2A_802.11ax HE20_5300_26T

1 GHz - 6.5 GHz



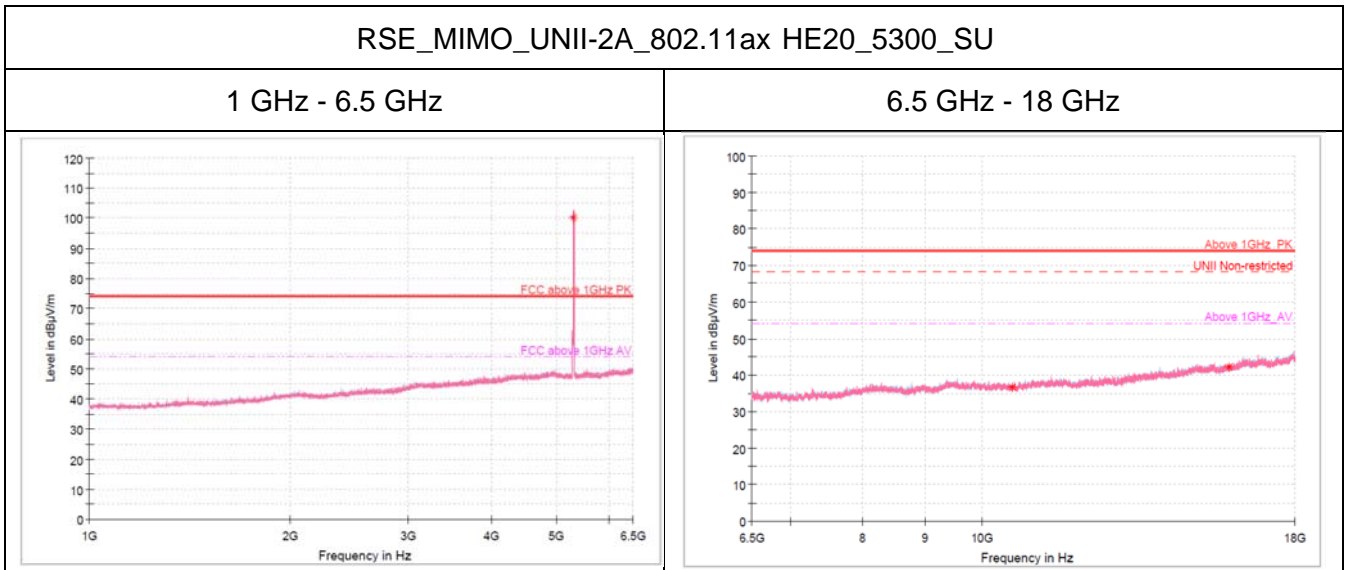
6.5 GHz - 18 GHz



Frequency [MHz]	Peak Reading Value [dBµV/m]	Peak Result [dBµV/m]	AVG Reading Value [dBµV/m]	AVG Result [dBµV/m]	Height [cm]	Pol [H/V]	Azimuth [deg]	Correction Factor [dB/m]	Peak Margin [dBµV/m]	Peak Limit [dBµV/m]	AVG Margin [dBµV/m]	AVG Limit [dBµV/m]
5 291.38	92.00	109.80	-	-	300	V	170	17.80	-	74.00	-	-
5 300.08	75.11	92.91	-	-	100	H	286	17.80	-	74.00	-	-
10 600.27	27.53	36.93	-	-	100	H	52	9.40	37.07	74.00	-	-
15 900.20	26.61	41.81	-	-	200	H	323	15.20	32.19	74.00	-	-

Remarks

1. Peak Result(dBµV/m) = Peak Reading Value(dBµV/m) + Correction Factor(dB)
2. Average Result(dBµV/m) = Average Reading Value(dBµV/m) + DCCF + Correction Factor(dB)
3. DCCF(Duty Cycle Correction Factor) = 10 x Log(1/Duty Cycle)
4. Correction Factor(dB) = Antenna Factor(dB/m) + Cable Factor(dB) – Pre-Amplifier Factor(dB) + Distance Factor (dB)
5. Distance Factor(dB) = 20 x Log(3/4.5) [Reference Distance: 3 m, Measurement Distance: 4.5 m: 1 GHz to 6.5 GHz]
6. Margin(dB) = (Peak/Average) Result (dBµV/m) – (Peak/Average) Limit (dBµV/m)



Frequency [MHz]	Peak Reading Value [dBµV/m]	Peak Result [dBµV/m]	AVG Reading Value [dBµV/m]	AVG Result [dBµV/m]	Height [cm]	Pol [H/V]	Azimuth [deg]	Correction Factor [dB/m]	Peak Margin [dBµV/m]	Peak Limit [dBµV/m]	AVG Margin [dBµV/m]	AVG Limit [dBµV/m]
5 300.08	82.37	100.17	-	-	300	V	172	17.80	-	74.00	-	-
10 600.27	27.38	36.78	-	-	200	H	29	9.40	37.22	74.00	-	-
15 900.20	27.07	42.27	-	-	300	H	0	15.20	31.73	74.00	-	-

Remarks

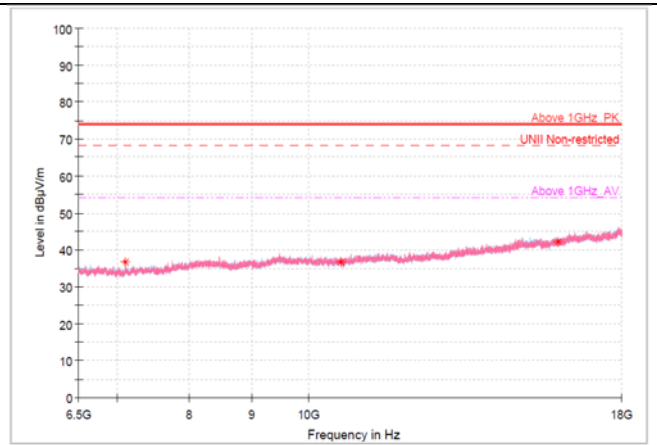
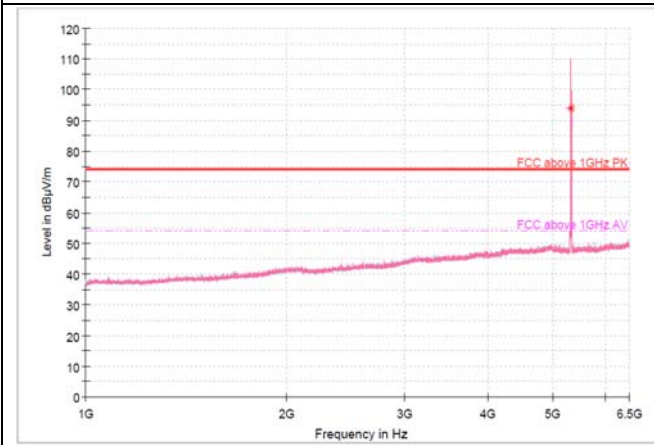
1. Peak Result(dBµV/m) = Peak Reading Value(dBµV/m) + Correction Factor(dB)
2. Average Result(dBµV/m) = Average Reading Value(dBµV/m) + DCCF + Correction Factor(dB)
3. DCCF(Duty Cycle Correction Factor) = 10 x Log(1/Duty Cycle)
4. Correction Factor(dB) = Antenna Factor(dB/m) + Cable Factor(dB) – Pre-Amplifier Factor(dB) + Distance Factor (dB)
5. Distance Factor(dB) = 20 x Log(3/4.5) [Reference Distance: 3 m, Measurement Distance: 4.5 m: 1 GHz to 6.5 GHz]
6. Margin(dB) = (Peak/Average) Result (dBµV/m) – (Peak/Average) Limit (dBµV/m)



RSE_MIMO_UNII-2A_802.11ax HE20_5320_26T

1 GHz - 6.5 GHz

6.5 GHz - 18 GHz



Frequency [MHz]	Peak Reading Value [dBµV/m]	Peak Result [dBµV/m]	AVG Reading Value [dBµV/m]	AVG Result [dBµV/m]	Height [cm]	Pol [H/V]	Azimuth [deg]	Correction Factor [dB/m]	Peak Margin [dBµV/m]	Peak Limit [dBµV/m]	AVG Margin [dBµV/m]	AVG Limit [dBµV/m]
5 319.79	76.04	93.94	-	-	100	H	28	17.90	-	74.00	-	-
7 093.30	31.47	36.77	-	-	300	H	43	5.30	37.23	74.00	-	-
10 640.00	27.44	36.74	-	-	200	H	142	9.30	37.26	74.00	-	-
15 960.32	26.56	42.06	-	-	100	V	240	15.50	31.94	74.00	-	-

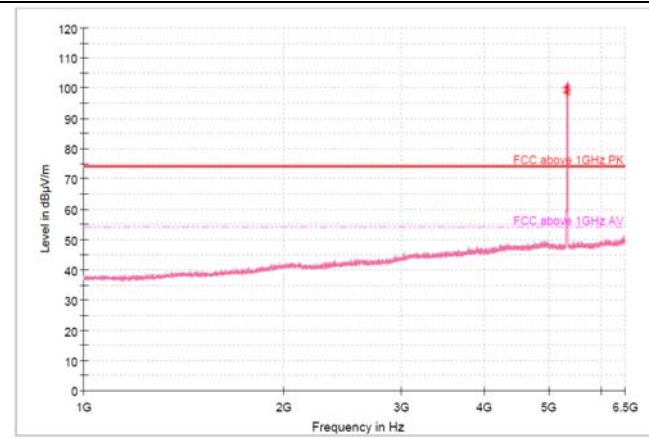
Remarks

1. Peak Result(dBµV/m) = Peak Reading Value(dBµV/m) + Correction Factor(dB)
2. Average Result(dBµV/m) = Average Reading Value(dBµV/m) + DCCF + Correction Factor(dB)
3. DCCF(Duty Cycle Correction Factor) = 10 x Log(1/Duty Cycle)
4. Correction Factor(dB) = Antenna Factor(dB/m) + Cable Factor(dB) – Pre-Amplifier Factor(dB) + Distance Factor (dB)
5. Distance Factor(dB) = 20 x Log(3/4.5) [Reference Distance: 3 m, Measurement Distance: 4.5 m: 1 GHz to 6.5 GHz]
6. Margin(dB) = (Peak/Average) Result (dBµV/m) – (Peak/Average) Limit (dBµV/m)

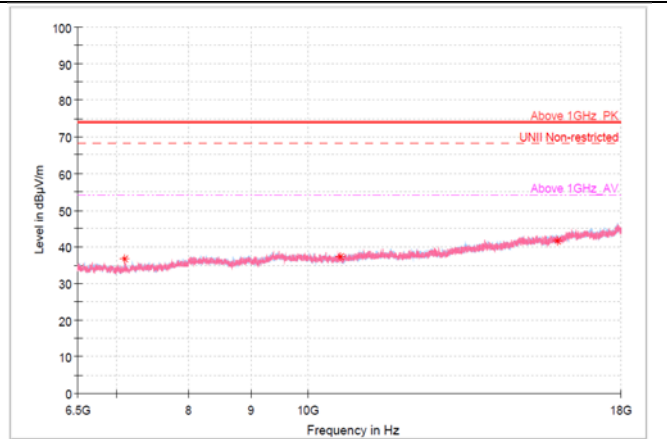


RSE_MIMO_UNII-2A_802.11ax HE20_5320_SU

1 GHz - 6.5 GHz



6.5 GHz - 18 GHz



Frequency [MHz]	Peak Reading Value [dBµV/m]	Peak Result [dBµV/m]	AVG Reading Value [dBµV/m]	AVG Result [dBµV/m]	Height [cm]	Pol [H/V]	Azimuth [deg]	Correction Factor [dB/m]	Peak Margin [dBµV/m]	Peak Limit [dBµV/m]	AVG Margin [dBµV/m]	AVG Limit [dBµV/m]
5 319.79	82.15	100.05	-	-	100	H	198	17.90	-26.05	74.00	-	-
5 320.25	80.85	98.75	-	-	100	H	198	17.90	-24.75	74.00	-	-
7 093.30	31.34	36.64	-	-	200	V	282	5.30	37.36	74.00	-	-
10 640.00	27.99	37.29	-	-	300	V	153	9.30	36.71	74.00	-	-
15 960.32	26.03	41.53	-	-	200	V	200	15.50	32.47	74.00	-	-

Remarks

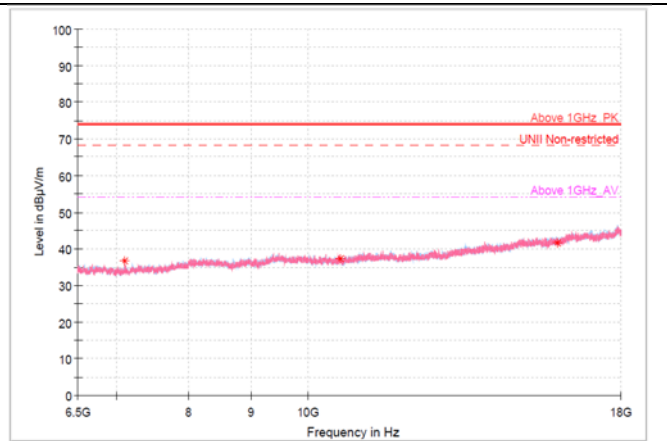
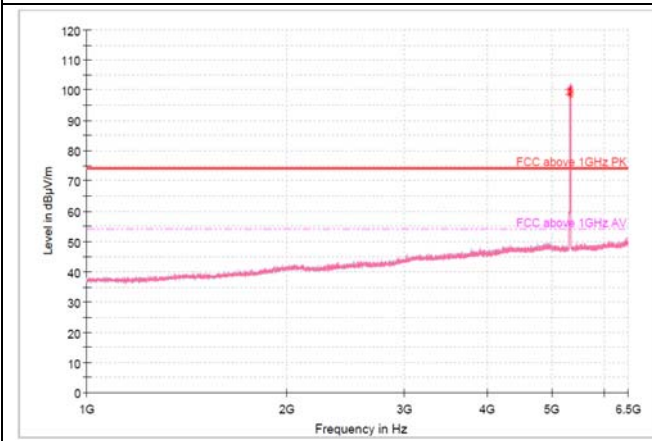
1. Peak Result(dBµV/m) = Peak Reading Value(dBµV/m) + Correction Factor(dB)
2. Average Result(dBµV/m) = Average Reading Value(dBµV/m) + DCCF + Correction Factor(dB)
3. DCCF(Duty Cycle Correction Factor) = 10 x Log(1/Duty Cycle)
4. Correction Factor(dB) = Antenna Factor(dB/m) + Cable Factor(dB) – Pre-Amplifier Factor(dB) + Distance Factor (dB)
5. Distance Factor(dB) = 20 x Log(3/4.5) [Reference Distance: 3 m, Measurement Distance: 4.5 m: 1 GHz to 6.5 GHz]
6. Margin(dB) = (Peak/Average) Result (dBµV/m) – (Peak/Average) Limit (dBµV/m)



RSE_MIMO_UNII-2A_802.11ax HE40_5270_26T

1 GHz - 6.5 GHz

6.5 GHz - 18 GHz



Frequency [MHz]	Peak Reading Value [dBµV/m]	Peak Result [dBµV/m]	AVG Reading Value [dBµV/m]	AVG Result [dBµV/m]	Height [cm]	Pol [H/V]	Azimuth [deg]	Correction Factor [dB/m]	Peak Margin [dBµV/m]	Peak Limit [dBµV/m]	AVG Margin [dBµV/m]	AVG Limit [dBµV/m]
5 251.50	90.77	108.57	-	-	100	H	202	17.80	-34.57	74.00	-	-
5 269.83	56.61	74.41	-	-	400	V	0	17.80	-0.41	74.00	-	-
7 026.39	33.81	38.81	-	-	200	V	212	5.00	35.19	74.00	-	-
10 540.16	27.37	36.57	-	-	400	V	82	9.20	37.43	74.00	-	-
15 810.30	26.61	41.71	-	-	200	H	44	15.10	32.29	74.00	-	-

Remarks

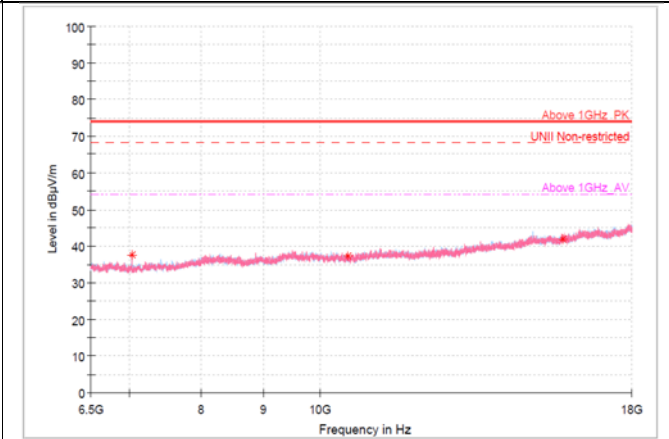
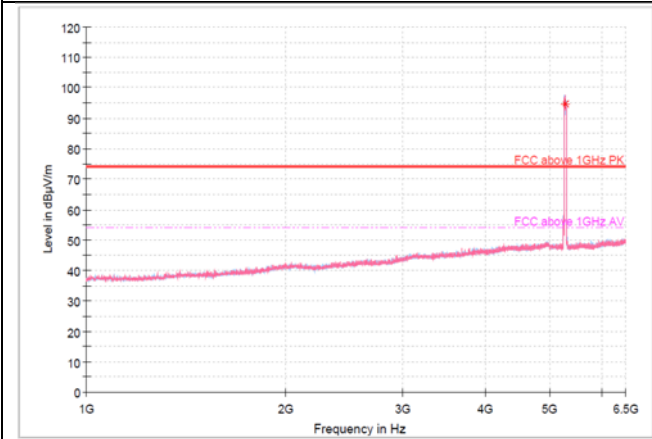
1. Peak Result(dBµV/m) = Peak Reading Value(dBµV/m) + Correction Factor(dB)
2. Average Result(dBµV/m) = Average Reading Value(dBµV/m) + DCCF + Correction Factor(dB)
3. DCCF(Duty Cycle Correction Factor) = 10 x Log(1/Duty Cycle)
4. Correction Factor(dB) = Antenna Factor(dB/m) + Cable Factor(dB) – Pre-Amplifier Factor(dB) + Distance Factor (dB)
5. Distance Factor(dB) = 20 x Log(3/4.5) [Reference Distance: 3 m, Measurement Distance: 4.5 m: 1 GHz to 6.5 GHz]
6. Margin(dB) = (Peak/Average) Result (dBµV/m) – (Peak/Average) Limit (dBµV/m)



RSE_MIMO_UNII-2A_802.11ax HE40_5270_SU

1 GHz - 6.5 GHz

6.5 GHz - 18 GHz



Frequency [MHz]	Peak Reading Value [dBµV/m]	Peak Result [dBµV/m]	AVG Reading Value [dBµV/m]	AVG Result [dBµV/m]	Height [cm]	Pol [H/V]	Azimuth [deg]	Correction Factor [dB/m]	Peak Margin [dBµV/m]	Peak Limit [dBµV/m]	AVG Margin [dBµV/m]	AVG Limit [dBµV/m]
5 270.29	76.89	94.69	-	-	300	V	167	17.80	-20.69	74.00	-	-
7 026.39	32.69	37.69	-	-	200	V	216	5.00	36.31	74.00	-	-
10 540.16	27.99	37.19	-	-	200	H	254	9.20	36.81	74.00	-	-
15 810.30	26.85	41.95	-	-	200	V	0	15.10	32.05	74.00	-	-

Remarks

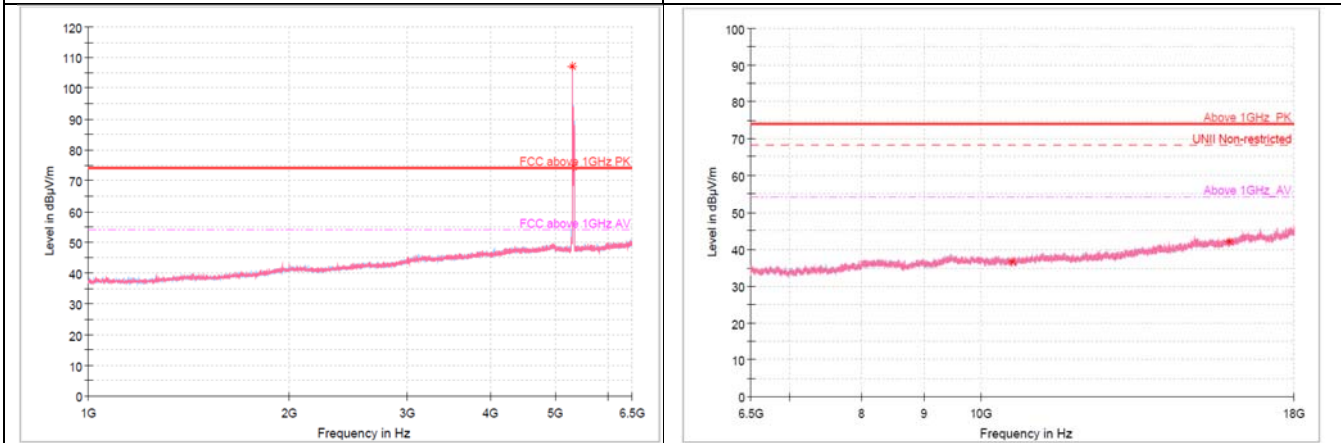
1. Peak Result(dBµV/m) = Peak Reading Value(dBµV/m) + Correction Factor(dB)
2. Average Result(dBµV/m) = Average Reading Value(dBµV/m) + DCCF + Correction Factor(dB)
3. DCCF(Duty Cycle Correction Factor) = 10 x Log(1/Duty Cycle)
4. Correction Factor(dB) = Antenna Factor(dB/m) + Cable Factor(dB) – Pre-Amplifier Factor(dB) + Distance Factor (dB)
5. Distance Factor(dB) = 20 x Log(3/4.5) [Reference Distance: 3 m, Measurement Distance: 4.5 m: 1 GHz to 6.5 GHz]
6. Margin(dB) = (Peak/Average) Result (dBµV/m) – (Peak/Average) Limit (dBµV/m)



RSE_MIMO_UNII-2A_802.11ax HE40_5310_26T

1 GHz - 6.5 GHz

6.5 GHz - 18 GHz



Frequency [MHz]	Peak Reading Value [dBµV/m]	Peak Result [dBµV/m]	AVG Reading Value [dBµV/m]	AVG Result [dBµV/m]	Height [cm]	Pol [H/V]	Azimuth [deg]	Correction Factor [dB/m]	Peak Margin [dBµV/m]	Peak Limit [dBµV/m]	AVG Margin [dBµV/m]	AVG Limit [dBµV/m]
5 292.29	89.39	107.19	-	-	100	H	205	17.80	-33.19	74.00	-	-
10 620.14	27.44	36.84	-	-	300	H	303	9.40	37.16	74.00	-	-
15 930.00	27.00	42.30	-	-	200	V	238	15.30	31.70	74.00	-	-

Remarks

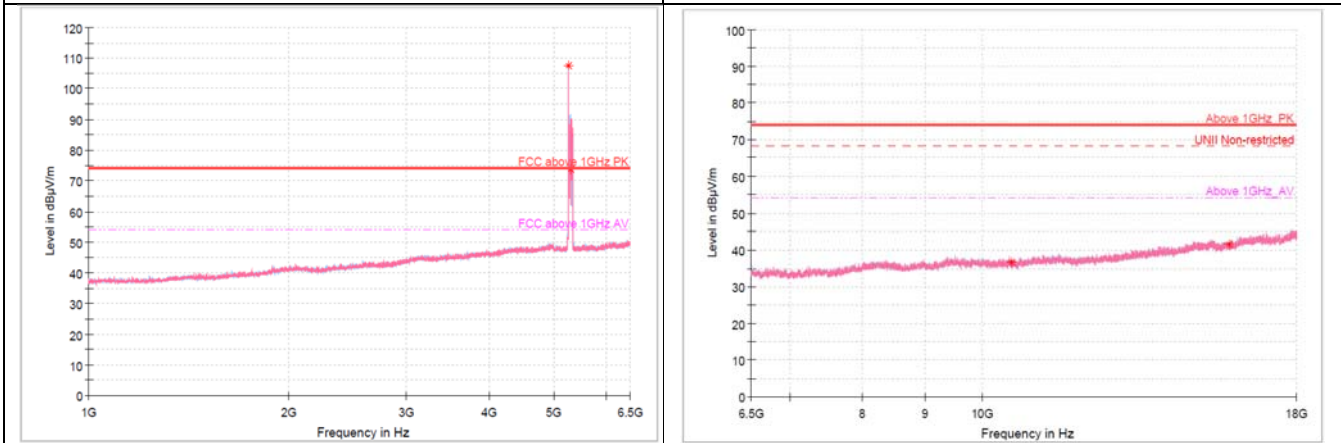
1. Peak Result(dBµV/m) = Peak Reading Value(dBµV/m) + Correction Factor(dB)
2. Average Result(dBµV/m) = Average Reading Value(dBµV/m) + DCCF + Correction Factor(dB)
3. DCCF(Duty Cycle Correction Factor) = 10 x Log(1/Duty Cycle)
4. Correction Factor(dB) = Antenna Factor(dB/m) + Cable Factor(dB) – Pre-Amplifier Factor(dB) + Distance Factor (dB)
5. Distance Factor(dB) = 20 x Log(3/4.5) [Reference Distance: 3 m, Measurement Distance: 4.5 m: 1 GHz to 6.5 GHz]
6. Margin(dB) = (Peak/Average) Result (dBµV/m) – (Peak/Average) Limit (dBµV/m)



RSE_MIMO_UNII-2A_802.11ax HE80_5290_26T

1 GHz - 6.5 GHz

6.5 GHz - 18 GHz



Frequency [MHz]	Peak Reading Value [dBµV/m]	Peak Result [dBµV/m]	AVG Reading Value [dBµV/m]	AVG Result [dBµV/m]	Height [cm]	Pol [H/V]	Azimuth [deg]	Correction Factor [dB/m]	Peak Margin [dBµV/m]	Peak Limit [dBµV/m]	AVG Margin [dBµV/m]	AVG Limit [dBµV/m]
5 251.96	89.85	107.65	-	-	100	H	199	17.80	-	74.00	-	-
5 290.00	55.79	73.59	-	-	300	V	163	17.80		74.00		
10 579.89	27.28	36.58	-	-	200	H	264	9.30	37.42	74.00	-	-
15 869.89	26.60	41.70	-	-	100	V	153	15.10	32.30	74.00	-	-

Remarks

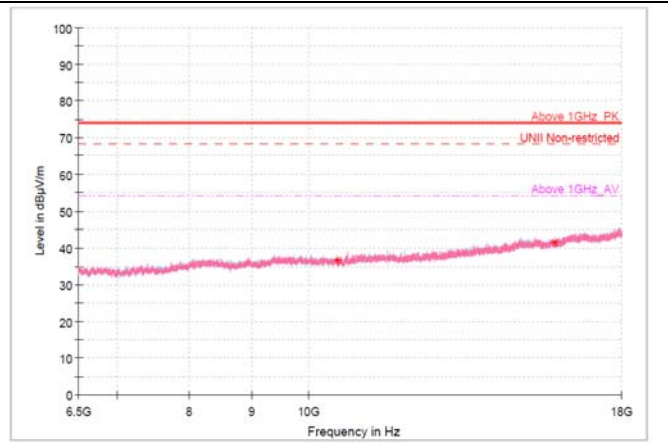
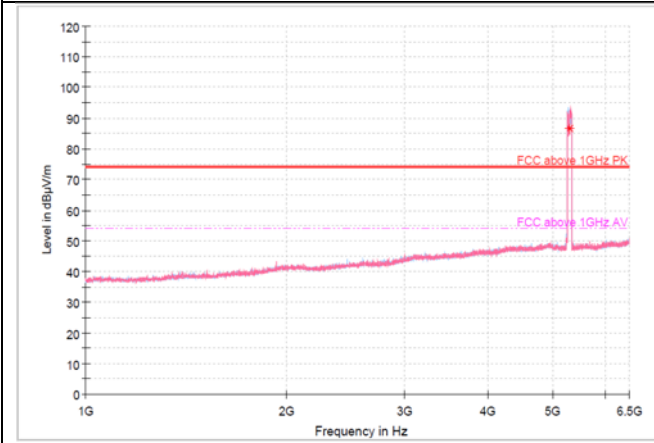
1. Peak Result(dBµV/m) = Peak Reading Value(dBµV/m) + Correction Factor(dB)
2. Average Result(dBµV/m) = Average Reading Value(dBµV/m) + DCCF + Correction Factor(dB)
3. DCCF(Duty Cycle Correction Factor) = 10 x Log(1/Duty Cycle)
4. Correction Factor(dB) = Antenna Factor(dB/m) + Cable Factor(dB) – Pre-Amplifier Factor(dB) + Distance Factor (dB)
5. Distance Factor(dB) = 20 x Log(3/4.5) [Reference Distance: 3 m, Measurement Distance: 4.5 m: 1 GHz to 6.5 GHz]
6. Margin(dB) = (Peak/Average) Result (dBµV/m) – (Peak/Average) Limit (dBµV/m)



RSE_MIMO_UNII-2A_802.11ax HE80_5290_SU

1 GHz - 6.5 GHz

6.5 GHz - 18 GHz



Frequency [MHz]	Peak Reading Value [dBµV/m]	Peak Result [dBµV/m]	AVG Reading Value [dBµV/m]	AVG Result [dBµV/m]	Height [cm]	Pol [H/V]	Azimuth [deg]	Correction Factor [dB/m]	Peak Margin [dBµV/m]	Peak Limit [dBµV/m]	AVG Margin [dBµV/m]	AVG Limit [dBµV/m]
5 290.00	68.80	86.60	-	-	100	H	293	17.80	-	74.00	-	-
10 580.41	27.36	36.66	-	-	200	V	0	9.30	37.34	74.00	-	-
15 870.41	26.36	41.46	-	-	100	H	7	15.10	32.54	74.00	-	-

Remarks

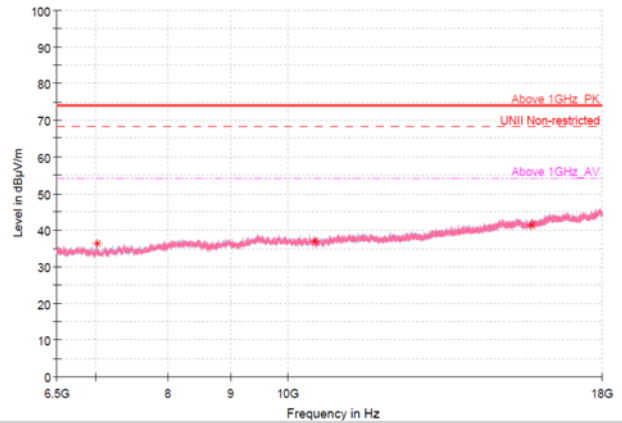
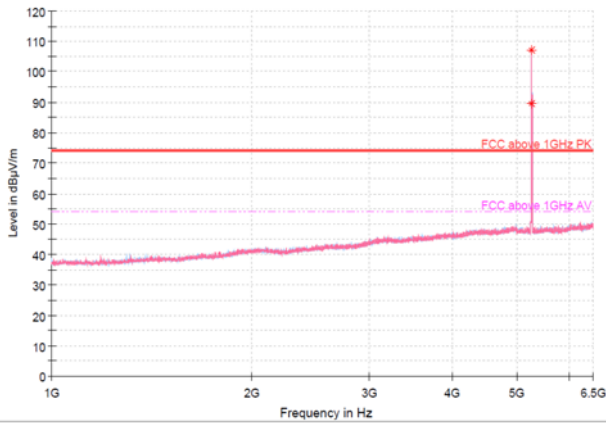
1. Peak Result(dBµV/m) = Peak Reading Value(dBµV/m) + Correction Factor(dB)
2. Average Result(dBµV/m) = Average Reading Value(dBµV/m) + DCCF + Correction Factor(dB)
3. DCCF(Duty Cycle Correction Factor) = 10 x Log(1/Duty Cycle)
4. Correction Factor(dB) = Antenna Factor(dB/m) + Cable Factor(dB) – Pre-Amplifier Factor(dB) + Distance Factor (dB)
5. Distance Factor(dB) = 20 x Log(3/4.5) [Reference Distance: 3 m, Measurement Distance: 4.5 m: 1 GHz to 6.5 GHz]
6. Margin(dB) = (Peak/Average) Result (dBµV/m) – (Peak/Average) Limit (dBµV/m)



RSE_SISO_ANT1_UNII-2A_802.11ax HE20_5260_26T

1 GHz - 6.5 GHz

6.5 GHz - 18 GHz



Frequency [MHz]	Peak Reading Value [dBµV/m]	Peak Result [dBµV/m]	AVG Reading Value [dBµV/m]	AVG Result [dBµV/m]	Height [cm]	Pol [H/V]	Azimuth [deg]	Correction Factor [dB/m]	Peak Margin [dBµV/m]	Peak Limit [dBµV/m]	AVG Margin [dBµV/m]	AVG Limit [dBµV/m]
5 251.96	89.49	107.29	-	-	300	V	165	17.80	-	74.00	-	-
5 260.21	71.87	89.67	-	-	300	V	165	17.80	-	74.00	-	-
7 013.32	31.41	36.41	-	-	200	V	178	5.00	37.59	74.00	-	-
10 520.30	27.57	36.87	-	-	100	H	189	9.30	37.13	74.00	-	-
15 779.98	26.32	41.42	-	-	200	H	314	15.10	32.58	74.00	-	-

Remarks

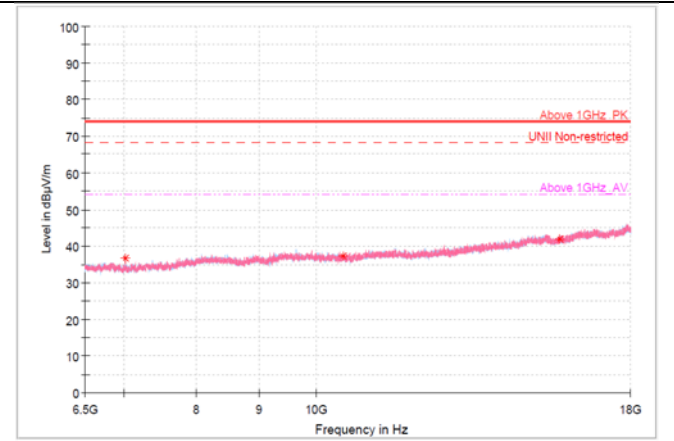
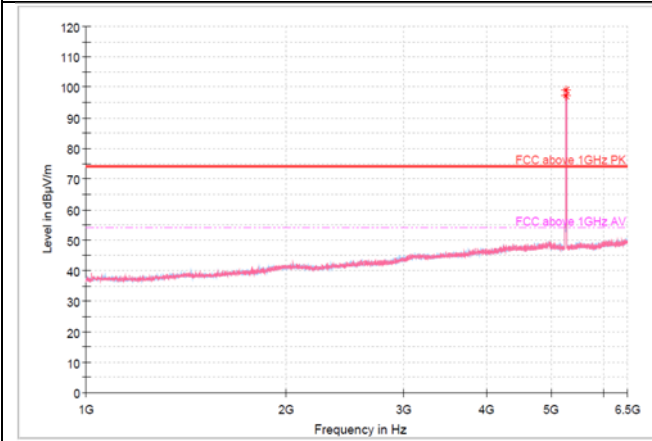
1. Peak Result(dBµV/m) = Peak Reading Value(dBµV/m) + Correction Factor(dB)
2. Average Result(dBµV/m) = Average Reading Value(dBµV/m) + DCCF + Correction Factor(dB)
3. DCCF(Duty Cycle Correction Factor) = 10 x Log(1/Duty Cycle)
4. Correction Factor(dB) = Antenna Factor(dB/m) + Cable Factor(dB) – Pre-Amplifier Factor(dB) + Distance Factor (dB)
5. Distance Factor(dB) = 20 x Log(3/4.5) [Reference Distance: 3 m, Measurement Distance: 4.5 m: 1 GHz to 6.5 GHz]
6. Margin(dB) = (Peak/Average) Result (dBµV/m) – (Peak/Average) Limit (dBµV/m)



RSE_SISO_ANT1_UNII-2A_802.11ax HE20_5260_SU

1 GHz - 6.5 GHz

6.5 GHz - 18 GHz



Frequency [MHz]	Peak Reading Value [dBµV/m]	Peak Result [dBµV/m]	AVG Reading Value [dBµV/m]	AVG Result [dBµV/m]	Height [cm]	Pol [H/V]	Azimuth [deg]	Correction Factor [dB/m]	Peak Margin [dBµV/m]	Peak Limit [dBµV/m]	AVG Margin [dBµV/m]	AVG Limit [dBµV/m]
5 252.88	81.43	99.23	-	-	300	V	171	17.80	-	74.00	-	-
5 260.21	79.32	97.12	-	-	300	V	168	17.80	-	74.00	-	-
7 013.32	31.71	36.71	-	-	200	V	176	5.00	37.29	74.00	-	-
10 520.30	27.98	37.28	-	-	100	H	238	9.30	36.72	74.00	-	-
15 779.98	26.67	41.77	-	-	100	H	60	15.10	32.23	74.00	-	-

Remarks

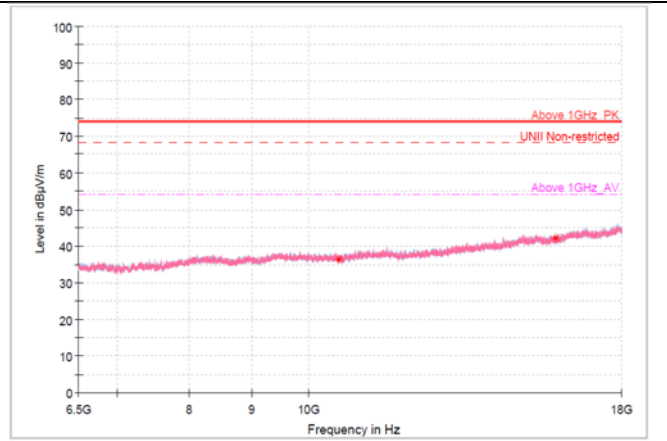
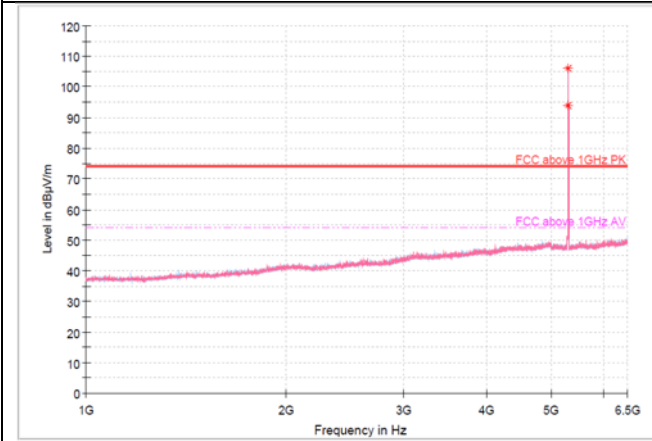
1. Peak Result(dBµV/m) = Peak Reading Value(dBµV/m) + Correction Factor(dB)
2. Average Result(dBµV/m) = Average Reading Value(dBµV/m) + DCCF + Correction Factor(dB)
3. DCCF(Duty Cycle Correction Factor) = 10 x Log(1/Duty Cycle)
4. Correction Factor(dB) = Antenna Factor(dB/m) + Cable Factor(dB) – Pre-Amplifier Factor(dB) + Distance Factor (dB)
5. Distance Factor(dB) = 20 x Log(3/4.5) [Reference Distance: 3 m, Measurement Distance: 4.5 m: 1 GHz to 6.5 GHz]
6. Margin(dB) = (Peak/Average) Result (dBµV/m) – (Peak/Average) Limit (dBµV/m)



RSE_SISO_ANT1_UNII-2A_802.11ax HE20_5300_26T

1 GHz - 6.5 GHz

6.5 GHz - 18 GHz



Frequency [MHz]	Peak Reading Value [dBµV/m]	Peak Result [dBµV/m]	AVG Reading Value [dBµV/m]	AVG Result [dBµV/m]	Height [cm]	Pol [H/V]	Azimuth [deg]	Correction Factor [dB/m]	Peak Margin [dBµV/m]	Peak Limit [dBµV/m]	AVG Margin [dBµV/m]	AVG Limit [dBµV/m]
5 291.38	88.40	106.20	-	-	300	V	166	17.80	-	74.00	-	-
5 300.08	76.04	93.84	-	-	300	V	162	17.80	-	74.00	-	-
10 600.27	26.84	36.24	-	-	400	V	208	9.40	37.76	74.00	-	-
15 900.20	27.09	42.29	-	-	400	H	174	15.20	31.71	74.00	-	-

Remarks

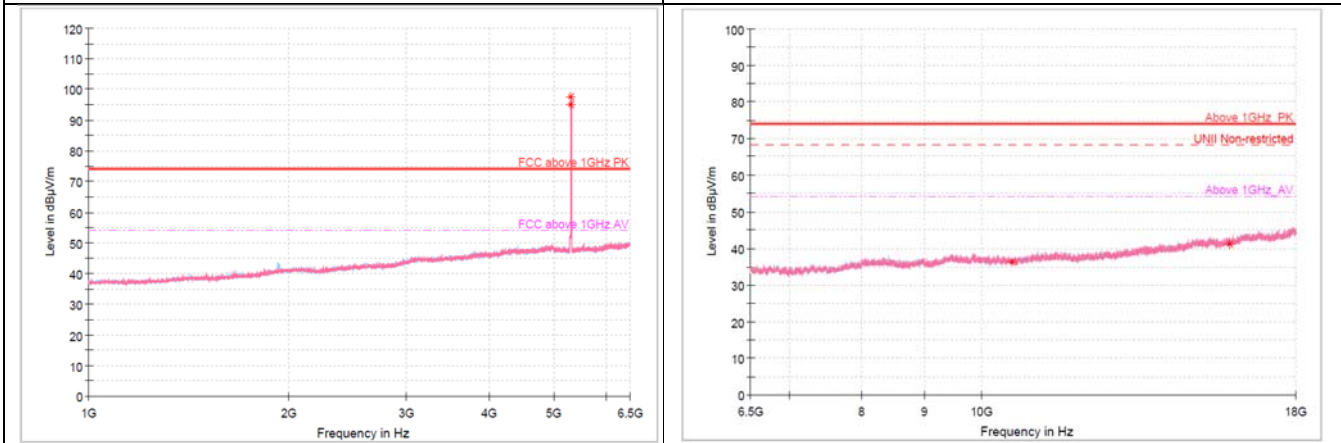
1. Peak Result(dBµV/m) = Peak Reading Value(dBµV/m) + Correction Factor(dB)
2. Average Result(dBµV/m) = Average Reading Value(dBµV/m) + DCCF + Correction Factor(dB)
3. DCCF(Duty Cycle Correction Factor) = 10 x Log(1/Duty Cycle)
4. Correction Factor(dB) = Antenna Factor(dB/m) + Cable Factor(dB) – Pre-Amplifier Factor(dB) + Distance Factor (dB)
5. Distance Factor(dB) = 20 x Log(3/4.5) [Reference Distance: 3 m, Measurement Distance: 4.5 m: 1 GHz to 6.5 GHz]
6. Margin(dB) = (Peak/Average) Result (dBµV/m) – (Peak/Average) Limit (dBµV/m)



RSE_SISO_ANT1_UNII-2A_802.11ax HE20_5300_SU

1 GHz - 6.5 GHz

6.5 GHz - 18 GHz



Frequency [MHz]	Peak Reading Value [dBµV/m]	Peak Result [dBµV/m]	AVG Reading Value [dBµV/m]	AVG Result [dBµV/m]	Height [cm]	Pol [H/V]	Azimuth [deg]	Correction Factor [dB/m]	Peak Margin [dBµV/m]	Peak Limit [dBµV/m]	AVG Margin [dBµV/m]	AVG Limit [dBµV/m]
5 293.21	79.80	97.60	-	-	300	V	169	17.80	-	74.00	-	-
5 300.08	77.28	95.08	-	-	100	H	207	17.80	-	74.00	-	-
10 600.27	27.08	36.48	-	-	100	V	268	9.40	37.52	74.00	-	-
15 900.20	26.13	41.33	-	-	400	H	354	15.20	32.67	74.00	-	-

Remarks

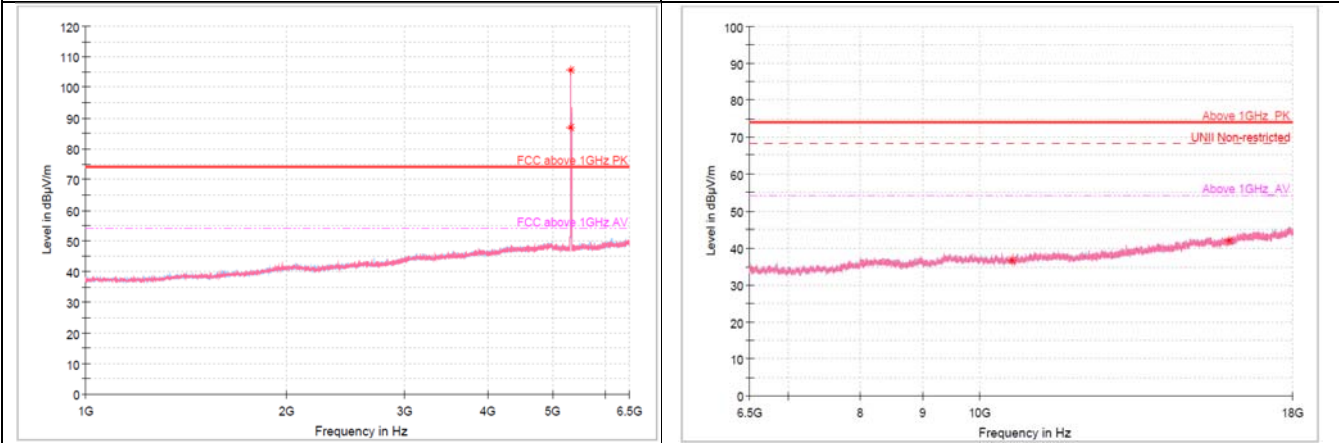
1. Peak Result(dBµV/m) = Peak Reading Value(dBµV/m) + Correction Factor(dB)
2. Average Result(dBµV/m) = Average Reading Value(dBµV/m) + DCCF + Correction Factor(dB)
3. DCCF(Duty Cycle Correction Factor) = 10 x Log(1/Duty Cycle)
4. Correction Factor(dB) = Antenna Factor(dB/m) + Cable Factor(dB) – Pre-Amplifier Factor(dB) + Distance Factor (dB)
5. Distance Factor(dB) = 20 x Log(3/4.5) [Reference Distance: 3 m, Measurement Distance: 4.5 m: 1 GHz to 6.5 GHz]
6. Margin(dB) = (Peak/Average) Result (dBµV/m) – (Peak/Average) Limit (dBµV/m)



RSE_SISO_ANT1_UNII-2A_802.11ax HE20_5320_26T

1 GHz - 6.5 GHz

6.5 GHz - 18 GHz



Frequency [MHz]	Peak Reading Value [dBµV/m]	Peak Result [dBµV/m]	AVG Reading Value [dBµV/m]	AVG Result [dBµV/m]	Height [cm]	Pol [H/V]	Azimuth [deg]	Correction Factor [dB/m]	Peak Margin [dBµV/m]	Peak Limit [dBµV/m]	AVG Margin [dBµV/m]	AVG Limit [dBµV/m]
5 311.54	87.75	105.65	-	-	300	V	170	17.90	-	74.00	-	-
5 320.25	69.22	87.12	-	-	100	H	336	17.90	-	74.00	-	-
10 640.00	27.45	36.75	-	-	200	H	264	9.30	37.25	74.00	-	-
15 960.32	26.64	42.14	-	-	200	H	359	15.50	31.86	74.00	-	-

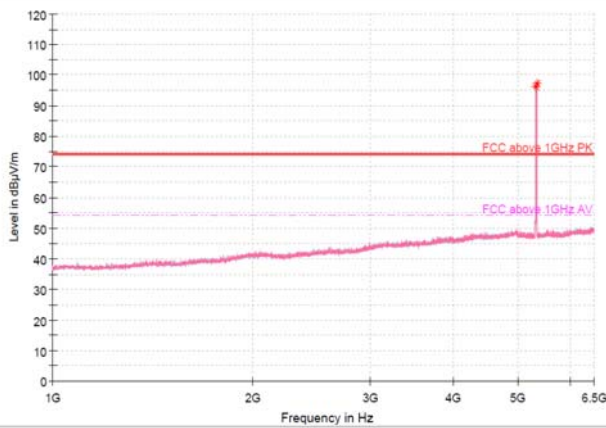
Remarks

1. Peak Result(dBµV/m) = Peak Reading Value(dBµV/m) + Correction Factor(dB)
2. Average Result(dBµV/m) = Average Reading Value(dBµV/m) + DCCF + Correction Factor(dB)
3. DCCF(Duty Cycle Correction Factor) = 10 x Log(1/Duty Cycle)
4. Correction Factor(dB) = Antenna Factor(dB/m) + Cable Factor(dB) – Pre-Amplifier Factor(dB) + Distance Factor (dB)
5. Distance Factor(dB) = 20 x Log(3/4.5) [Reference Distance: 3 m, Measurement Distance: 4.5 m: 1 GHz to 6.5 GHz]
6. Margin(dB) = (Peak/Average) Result (dBµV/m) – (Peak/Average) Limit (dBµV/m)

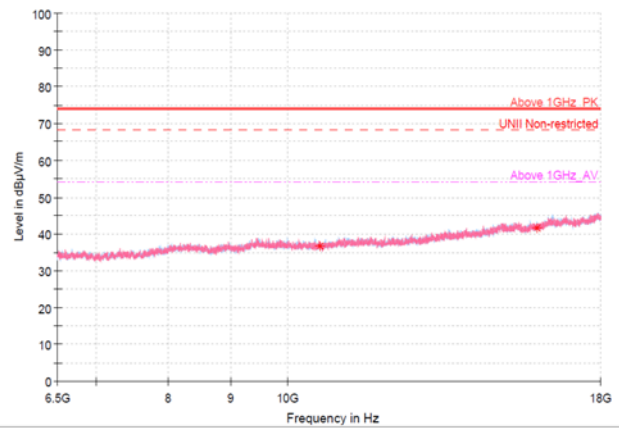


RSE_SISO_ANT1_UNII-2A_802.11ax HE20_5320_SU

1 GHz - 6.5 GHz



6.5 GHz - 18 GHz



Frequency [MHz]	Peak Reading Value [dBµV/m]	Peak Result [dBµV/m]	AVG Reading Value [dBµV/m]	AVG Result [dBµV/m]	Height [cm]	Pol [H/V]	Azimuth [deg]	Correction Factor [dB/m]	Peak Margin [dBµV/m]	Peak Limit [dBµV/m]	AVG Margin [dBµV/m]	AVG Limit [dBµV/m]
5 320.25	78.27	96.17	-	-	100	H	207	17.90	-	74.00	-	-
5 327.13	79.47	97.37	-	-	100	H	207	17.90	-	74.00	-	-
10 640.00	27.54	36.84	-	-	200	V	18	9.30	37.16	74.00	-	-
15 960.32	26.06	41.56	-	-	100	H	0	15.50	32.44	74.00	-	-

Remarks

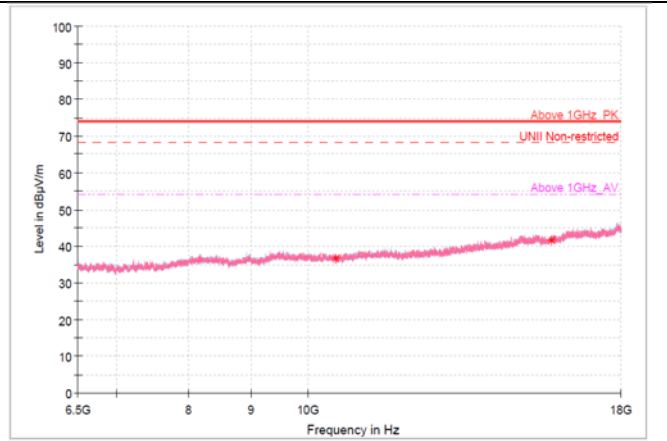
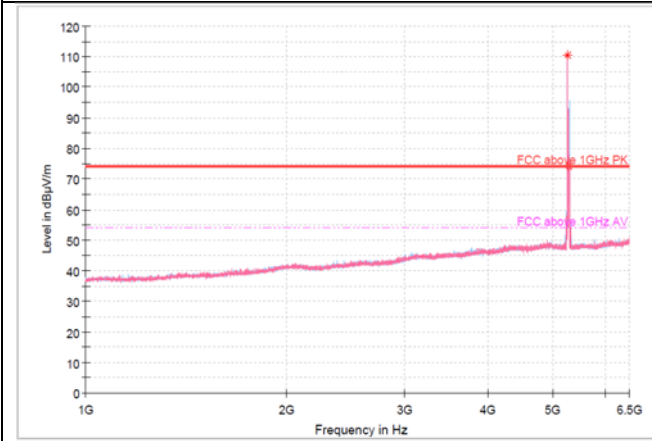
1. Peak Result(dBµV/m) = Peak Reading Value(dBµV/m) + Correction Factor(dB)
2. Average Result(dBµV/m) = Average Reading Value(dBµV/m) + DCCF + Correction Factor(dB)
3. DCCF(Duty Cycle Correction Factor) = 10 x Log(1/Duty Cycle)
4. Correction Factor(dB) = Antenna Factor(dB/m) + Cable Factor(dB) – Pre-Amplifier Factor(dB) + Distance Factor (dB)
5. Distance Factor(dB) = 20 x Log(3/4.5) [Reference Distance: 3 m, Measurement Distance: 4.5 m: 1 GHz to 6.5 GHz]
6. Margin(dB) = (Peak/Average) Result (dBµV/m) – (Peak/Average) Limit (dBµV/m)



RSE_SISO_ANT1_UNII-2A_802.11ax HE40_5270_26T

1 GHz - 6.5 GHz

6.5 GHz - 18 GHz



Frequency [MHz]	Peak Reading Value [dBµV/m]	Peak Result [dBµV/m]	AVG Reading Value [dBµV/m]	AVG Result [dBµV/m]	Height [cm]	Pol [H/V]	Azimuth [deg]	Correction Factor [dB/m]	Peak Margin [dBµV/m]	Peak Limit [dBµV/m]	AVG Margin [dBµV/m]	AVG Limit [dBµV/m]
5 251.96	92.64	110.44	-	-	300	V	175	17.80	-	74.00	-	-
5 270.29	56.39	74.19	-	-	300	V	171	17.80	-	74.00	-	-
10 540.16	27.56	36.76	-	-	400	H	151	9.20	37.24	74.00	-	-
15 810.30	26.53	41.63	-	-	300	V	265	15.10	32.37	74.00	-	-

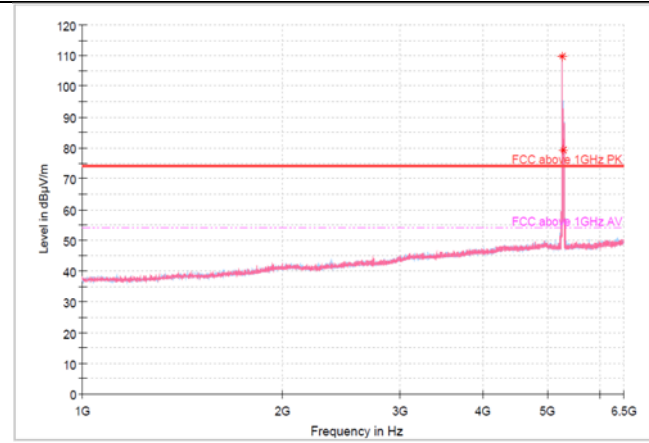
Remarks

1. Peak Result(dBµV/m) = Peak Reading Value(dBµV/m) + Correction Factor(dB)
2. Average Result(dBµV/m) = Average Reading Value(dBµV/m) + DCCF + Correction Factor(dB)
3. DCCF(Duty Cycle Correction Factor) = 10 x Log(1/Duty Cycle)
4. Correction Factor(dB) = Antenna Factor(dB/m) + Cable Factor(dB) – Pre-Amplifier Factor(dB) + Distance Factor (dB)
5. Distance Factor(dB) = 20 x Log(3/4.5) [Reference Distance: 3 m, Measurement Distance: 4.5 m: 1 GHz to 6.5 GHz]
6. Margin(dB) = (Peak/Average) Result (dBµV/m) – (Peak/Average) Limit (dBµV/m)

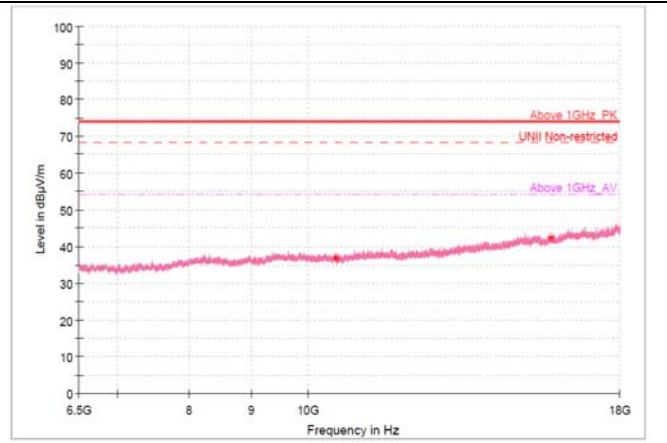


RSE_SISO_ANT1_UNII-2A_802.11ax HE40_5270_SU

1 GHz - 6.5 GHz



6.5 GHz - 18 GHz



Frequency [MHz]	Peak Reading Value [dBµV/m]	Peak Result [dBµV/m]	AVG Reading Value [dBµV/m]	AVG Result [dBµV/m]	Height [cm]	Pol [H/V]	Azimuth [deg]	Correction Factor [dB/m]	Peak Margin [dBµV/m]	Peak Limit [dBµV/m]	AVG Margin [dBµV/m]	AVG Limit [dBµV/m]
5 252.42	91.84	109.64	-	-	300	V	176	17.80	-	74.00	-	-
5 270.29	61.47	79.27	-	-	200	H	231	17.80	-	74.00	-	-
10 540.16	27.80	37.00	-	-	400	H	357	9.20	37.00	74.00	-	-
15 810.30	27.48	42.58	-	-	300	H	0	15.10	31.42	74.00	-	-

Remarks

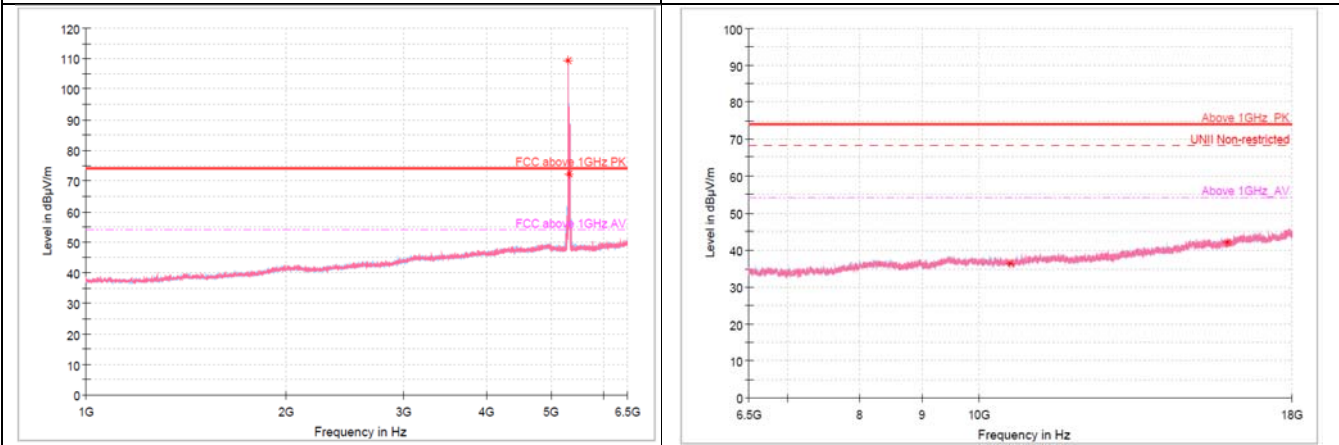
1. Peak Result(dBµV/m) = Peak Reading Value(dBµV/m) + Correction Factor(dB)
2. Average Result(dBµV/m) = Average Reading Value(dBµV/m) + DCCF + Correction Factor(dB)
3. DCCF(Duty Cycle Correction Factor) = 10 x Log(1/Duty Cycle)
4. Correction Factor(dB) = Antenna Factor(dB/m) + Cable Factor(dB) – Pre-Amplifier Factor(dB) + Distance Factor (dB)
5. Distance Factor(dB) = 20 x Log(3/4.5) [Reference Distance: 3 m, Measurement Distance: 4.5 m: 1 GHz to 6.5 GHz]
6. Margin(dB) = (Peak/Average) Result (dBµV/m) – (Peak/Average) Limit (dBµV/m)



RSE_SISO_ANT1_UNII-2A_802.11ax HE40_5310_26T

1 GHz - 6.5 GHz

6.5 GHz - 18 GHz



Frequency [MHz]	Peak Reading Value [dBµV/m]	Peak Result [dBµV/m]	AVG Reading Value [dBµV/m]	AVG Result [dBµV/m]	Height [cm]	Pol [H/V]	Azimuth [deg]	Correction Factor [dB/m]	Peak Margin [dBµV/m]	Peak Limit [dBµV/m]	AVG Margin [dBµV/m]	AVG Limit [dBµV/m]
5 291.83	91.67	109.47	-	-	100	H	199	17.80	-	74.00	-	-
5 310.17	54.44	72.34	-	-	200	H	194	17.90	-	74.00	-	-
10 620.14	26.95	36.35	-	-	100	H	208	9.40	37.65	74.00	-	-
15 930.00	27.00	42.30	-	-	300	V	51	15.30	31.70	74.00	-	-

Remarks

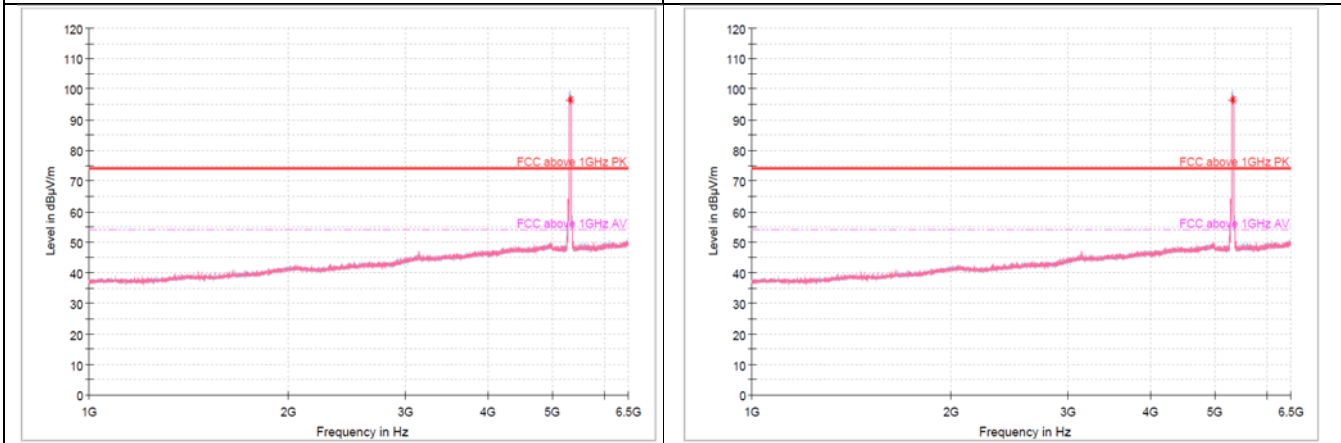
1. Peak Result(dBµV/m) = Peak Reading Value(dBµV/m) + Correction Factor(dB)
2. Average Result(dBµV/m) = Average Reading Value(dBµV/m) + DCCF + Correction Factor(dB)
3. DCCF(Duty Cycle Correction Factor) = 10 x Log(1/Duty Cycle)
4. Correction Factor(dB) = Antenna Factor(dB/m) + Cable Factor(dB) – Pre-Amplifier Factor(dB) + Distance Factor (dB)
5. Distance Factor(dB) = 20 x Log(3/4.5) [Reference Distance: 3 m, Measurement Distance: 4.5 m: 1 GHz to 6.5 GHz]
6. Margin(dB) = (Peak/Average) Result (dBµV/m) – (Peak/Average) Limit (dBµV/m)



RSE_SISO_ANT1_UNII-2A_802.11ax HE40_5310_SU

1 GHz - 6.5 GHz

6.5 GHz - 18 GHz



Frequency [MHz]	Peak Reading Value [dBµV/m]	Peak Result [dBµV/m]	AVG Reading Value [dBµV/m]	AVG Result [dBµV/m]	Height [cm]	Pol [H/V]	Azimuth [deg]	Correction Factor [dB/m]	Peak Margin [dBµV/m]	Peak Limit [dBµV/m]	AVG Margin [dBµV/m]	AVG Limit [dBµV/m]
5 310.17	78.59	96.49	-	-	100	H	198	17.90	-	74.00	-	-
10 620.14	27.04	36.44	-	-	400	H	332	9.40	37.56	74.00	-	-
15 930.00	27.24	42.54	-	-	400	V	47	15.30	31.46	74.00	-	-

Remarks

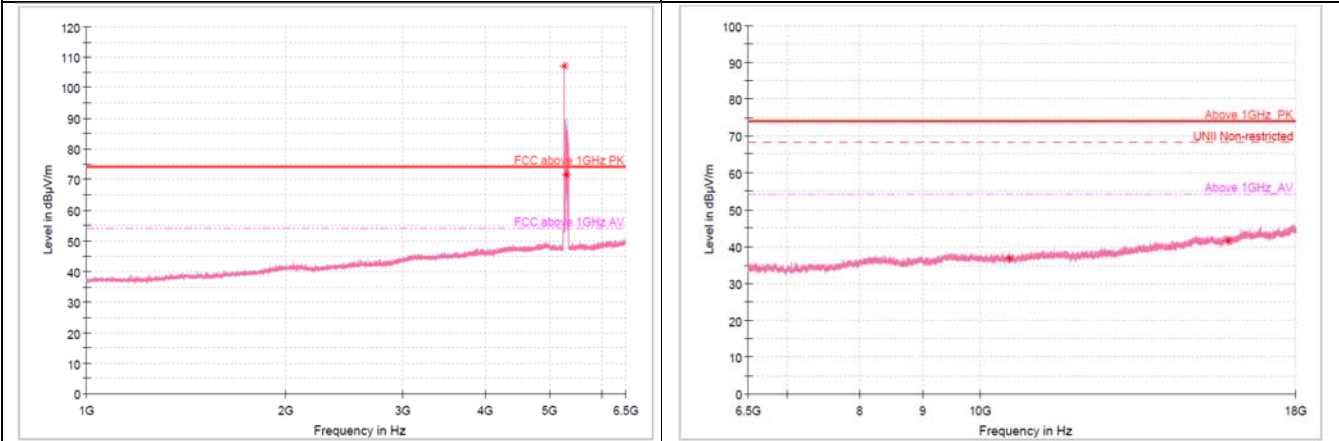
1. Peak Result(dBµV/m) = Peak Reading Value(dBµV/m) + Correction Factor(dB)
2. Average Result(dBµV/m) = Average Reading Value(dBµV/m) + DCCF + Correction Factor(dB)
3. DCCF(Duty Cycle Correction Factor) = 10 x Log(1/Duty Cycle)
4. Correction Factor(dB) = Antenna Factor(dB/m) + Cable Factor(dB) – Pre-Amplifier Factor(dB) + Distance Factor (dB)
5. Distance Factor(dB) = 20 x Log(3/4.5) [Reference Distance: 3 m, Measurement Distance: 4.5 m: 1 GHz to 6.5 GHz]
6. Margin(dB) = (Peak/Average) Result (dBµV/m) – (Peak/Average) Limit (dBµV/m)



RSE_SISO_ANT1_UNII-2A_802.11ax HE80_5290_26T

1 GHz - 6.5 GHz

6.5 GHz - 18 GHz



Frequency [MHz]	Peak Reading Value [dBµV/m]	Peak Result [dBµV/m]	AVG Reading Value [dBµV/m]	AVG Result [dBµV/m]	Height [cm]	Pol [H/V]	Azimuth [deg]	Correction Factor [dB/m]	Peak Margin [dBµV/m]	Peak Limit [dBµV/m]	AVG Margin [dBµV/m]	AVG Limit [dBµV/m]
5 252.42	89.36	107.16	-	-	100	H	198	17.80	-	74.00	-	-
5 290.00	53.78	71.58	-	-	200	H	197	17.80	-	74.00	-	-
10 580.41	27.75	37.05	-	-	200	V	212	9.30	36.95	74.00	-	-
15 870.41	26.56	41.66	-	-	400	V	182	15.10	32.34	74.00	-	-

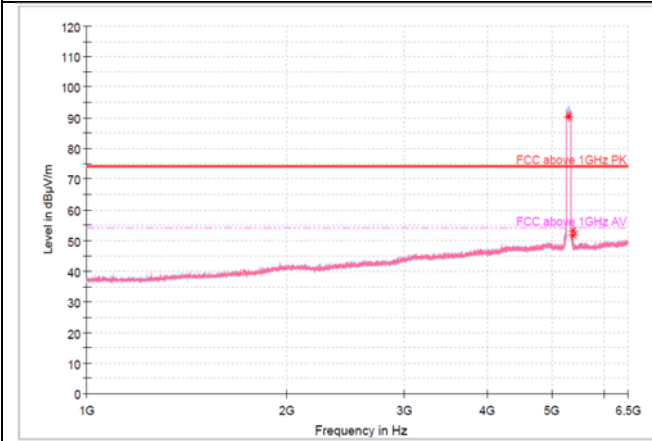
Remarks

1. Peak Result(dBµV/m) = Peak Reading Value(dBµV/m) + Correction Factor(dB)
2. Average Result(dBµV/m) = Average Reading Value(dBµV/m) + DCCF + Correction Factor(dB)
3. DCCF(Duty Cycle Correction Factor) = 10 x Log(1/Duty Cycle)
4. Correction Factor(dB) = Antenna Factor(dB/m) + Cable Factor(dB) – Pre-Amplifier Factor(dB) + Distance Factor (dB)
5. Distance Factor(dB) = 20 x Log(3/4.5) [Reference Distance: 3 m, Measurement Distance: 4.5 m: 1 GHz to 6.5 GHz]
6. Margin(dB) = (Peak/Average) Result (dBµV/m) – (Peak/Average) Limit (dBµV/m)

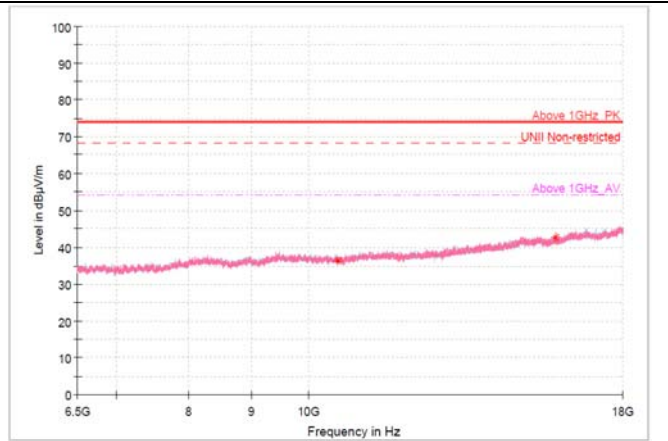


RSE_SISO_ANT1_UNII-2A_802.11ax HE80_5290_SU

1 GHz - 6.5 GHz



6.5 GHz - 18 GHz



Frequency [MHz]	Peak Reading Value [dBµV/m]	Peak Result [dBµV/m]	AVG Reading Value [dBµV/m]	AVG Result [dBµV/m]	Height [cm]	Pol [H/V]	Azimuth [deg]	Correction Factor [dB/m]	Peak Margin [dBµV/m]	Peak Limit [dBµV/m]	AVG Margin [dBµV/m]	AVG Limit [dBµV/m]
5 290.00	72.46	90.26	-	-	100	H	198	17.80	-	74.00	-	-
5 376.17	34.86	53.06	-	-	300	V	169	18.20	-	74.00	-	-
5 384.88	33.65	51.85	-	-	300	V	156	18.20	-	74.00	-	-
10 580.41	27.07	36.37	-	-	100	V	134	9.30	37.63	74.00	-	-
15 869.36	27.58	42.68	-	-	200	H	147	15.10	31.32	74.00	-	-

Remarks

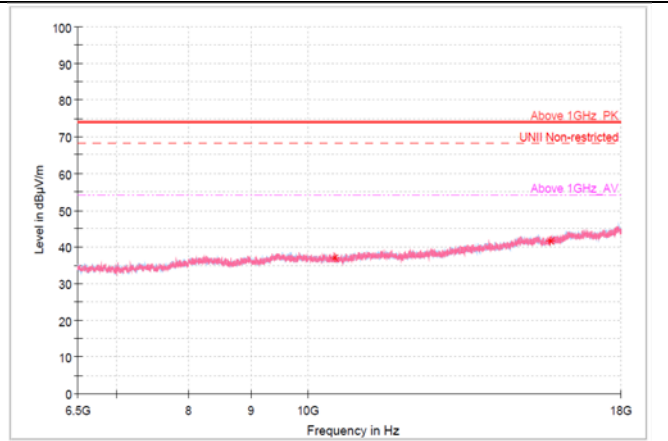
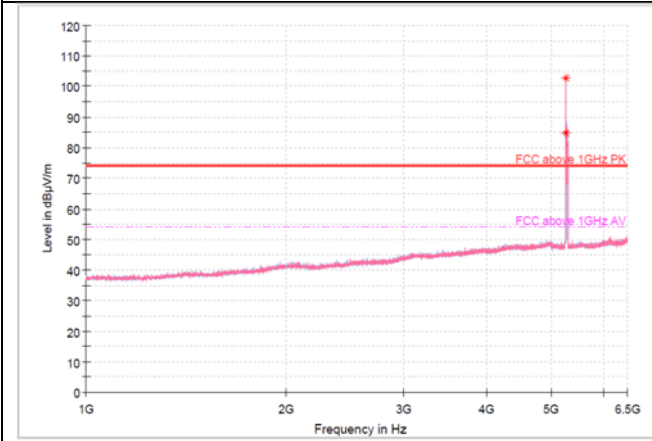
1. Peak Result(dBµV/m) = Peak Reading Value(dBµV/m) + Correction Factor(dB)
2. Average Result(dBµV/m) = Average Reading Value(dBµV/m) + DCCF + Correction Factor(dB)
3. DCCF(Duty Cycle Correction Factor) = 10 x Log(1/Duty Cycle)
4. Correction Factor(dB) = Antenna Factor(dB/m) + Cable Factor(dB) – Pre-Amplifier Factor(dB) + Distance Factor (dB)
5. Distance Factor(dB) = 20 x Log(3/4.5) [Reference Distance: 3 m, Measurement Distance: 4.5 m: 1 GHz to 6.5 GHz]
6. Margin(dB) = (Peak/Average) Result (dBµV/m) – (Peak/Average) Limit (dBµV/m)



RSE_SISO_ANT2_UNII-2A_802.11ax HE20_5260_26T

1 GHz - 6.5 GHz

6.5 GHz - 18 GHz



Frequency [MHz]	Peak Reading Value [dBµV/m]	Peak Result [dBµV/m]	AVG Reading Value [dBµV/m]	AVG Result [dBµV/m]	Height [cm]	Pol [H/V]	Azimuth [deg]	Correction Factor [dB/m]	Peak Margin [dBµV/m]	Peak Limit [dBµV/m]	AVG Margin [dBµV/m]	AVG Limit [dBµV/m]
5 251.96	84.99	102.79	-	-	100	H	299	17.80	-	74.00	-	-
5 260.21	67.15	84.95	-	-	300	H	182	17.80	-	74.00	-	-
10 520.30	27.56	36.86	-	-	200	H	294	9.30	37.14	74.00	-	-
15 779.98	26.56	41.66	-	-	300	V	134	15.10	32.34	74.00	-	-

Remarks

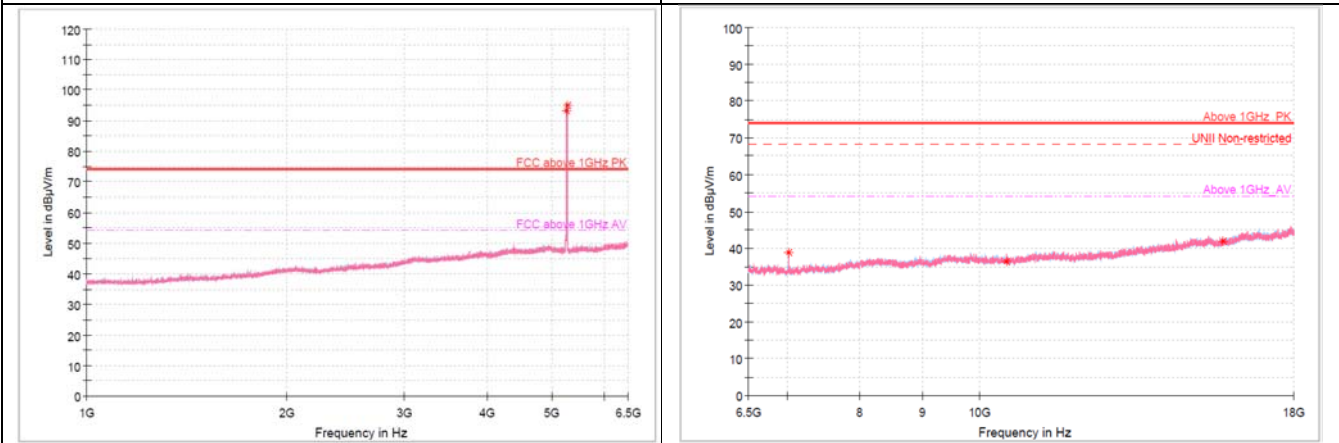
1. Peak Result(dBµV/m) = Peak Reading Value(dBµV/m) + Correction Factor(dB)
2. Average Result(dBµV/m) = Average Reading Value(dBµV/m) + DCCF + Correction Factor(dB)
3. DCCF(Duty Cycle Correction Factor) = 10 x Log(1/Duty Cycle)
4. Correction Factor(dB) = Antenna Factor(dB/m) + Cable Factor(dB) – Pre-Amplifier Factor(dB) + Distance Factor (dB)
5. Distance Factor(dB) = 20 x Log(3/4.5) [Reference Distance: 3 m, Measurement Distance: 4.5 m: 1 GHz to 6.5 GHz]
6. Margin(dB) = (Peak/Average) Result (dBµV/m) – (Peak/Average) Limit (dBµV/m)



RSE_SISO_ANT2_UNII-2A_802.11ax HE20_5260_SU

1 GHz - 6.5 GHz

6.5 GHz - 18 GHz



Frequency [MHz]	Peak Reading Value [dBµV/m]	Peak Result [dBµV/m]	AVG Reading Value [dBµV/m]	AVG Result [dBµV/m]	Height [cm]	Pol [H/V]	Azimuth [deg]	Correction Factor [dB/m]	Peak Margin [dBµV/m]	Peak Limit [dBµV/m]	AVG Margin [dBµV/m]	AVG Limit [dBµV/m]
5 267.08	77.24	95.04	-	-	100	H	300	17.80	-	74.00	-	-
7 013.32	33.75	38.75	-	-	100	H	4	5.00	35.25	74.00	-	-
10 520.30	27.09	36.39	-	-	100	H	101	9.30	37.61	74.00	-	-
15 779.98	26.91	42.01	-	-	100	H	4	15.10	31.99	74.00	-	-

Remarks

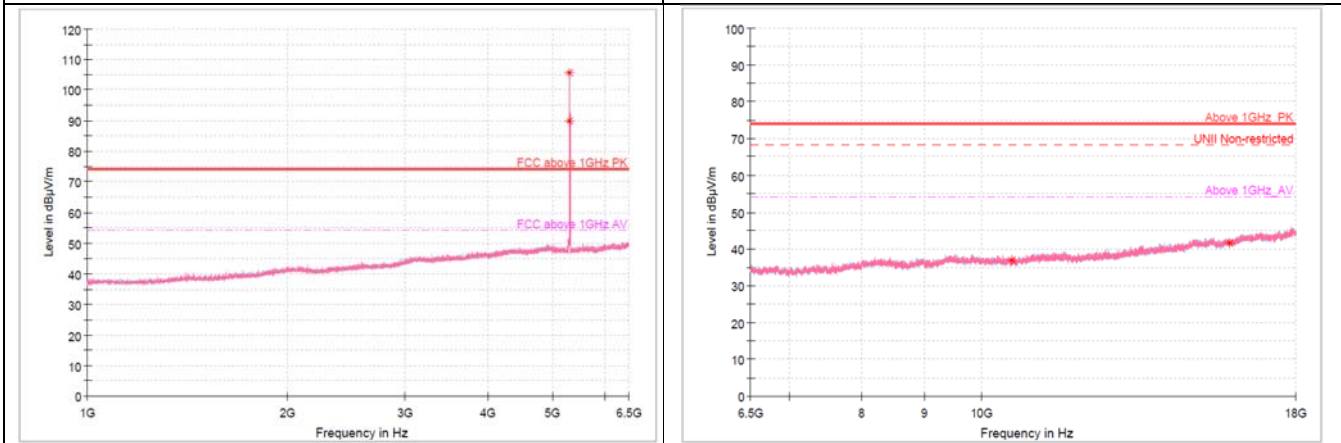
1. Peak Result(dBµV/m) = Peak Reading Value(dBµV/m) + Correction Factor(dB)
2. Average Result(dBµV/m) = Average Reading Value(dBµV/m) + DCCF + Correction Factor(dB)
3. DCCF(Duty Cycle Correction Factor) = 10 x Log(1/Duty Cycle)
4. Correction Factor(dB) = Antenna Factor(dB/m) + Cable Factor(dB) – Pre-Amplifier Factor(dB) + Distance Factor (dB)
5. Distance Factor(dB) = 20 x Log(3/4.5) [Reference Distance: 3 m, Measurement Distance: 4.5 m: 1 GHz to 6.5 GHz]
6. Margin(dB) = (Peak/Average) Result (dBµV/m) – (Peak/Average) Limit (dBµV/m)



RSE_SISO_ANT2_UNII-2A_802.11ax HE20_5300_26T

1 GHz - 6.5 GHz

6.5 GHz - 18 GHz



Frequency [MHz]	Peak Reading Value [dBµV/m]	Peak Result [dBµV/m]	AVG Reading Value [dBµV/m]	AVG Result [dBµV/m]	Height [cm]	Pol [H/V]	Azimuth [deg]	Correction Factor [dB/m]	Peak Margin [dBµV/m]	Peak Limit [dBµV/m]	AVG Margin [dBµV/m]	AVG Limit [dBµV/m]
5 292.29	87.78	105.58	-	-	100	H	163	17.80	-	74.00	-	-
5 300.08	72.08	89.88	-	-	300	H	311	17.80	-	74.00	-	-
7 013.32	33.75	38.75	-	-	100	H	4	5.00	35.25	74.00	-	-
10 520.30	27.09	36.39	-	-	100	H	101	9.30	37.61	74.00	-	-
15 779.98	26.91	42.01	-	-	100	H	4	15.10	31.99	74.00	-	-

Remarks

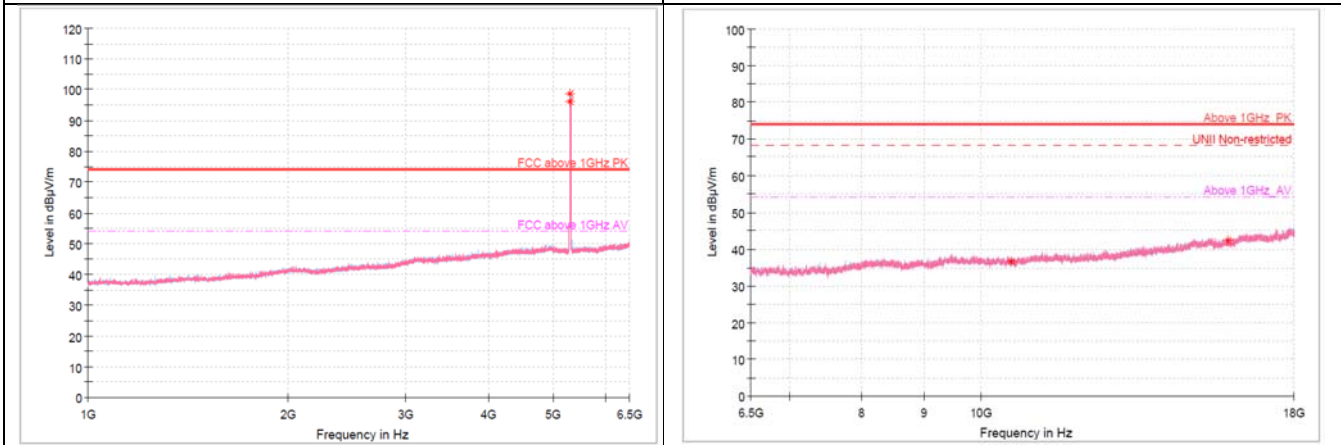
1. Peak Result(dBµV/m) = Peak Reading Value(dBµV/m) + Correction Factor(dB)
2. Average Result(dBµV/m) = Average Reading Value(dBµV/m) + DCCF + Correction Factor(dB)
3. DCCF(Duty Cycle Correction Factor) = 10 x Log(1/Duty Cycle)
4. Correction Factor(dB) = Antenna Factor(dB/m) + Cable Factor(dB) – Pre-Amplifier Factor(dB) + Distance Factor (dB)
5. Distance Factor(dB) = 20 x Log(3/4.5) [Reference Distance: 3 m, Measurement Distance: 4.5 m: 1 GHz to 6.5 GHz]
6. Margin(dB) = (Peak/Average) Result (dBµV/m) – (Peak/Average) Limit (dBµV/m)



RSE_SISO_ANT2_UNII-2A_802.11ax HE20_5300_SU

1 GHz - 6.5 GHz

6.5 GHz - 18 GHz



Frequency [MHz]	Peak Reading Value [dBµV/m]	Peak Result [dBµV/m]	AVG Reading Value [dBµV/m]	AVG Result [dBµV/m]	Height [cm]	Pol [H/V]	Azimuth [deg]	Correction Factor [dB/m]	Peak Margin [dBµV/m]	Peak Limit [dBµV/m]	AVG Margin [dBµV/m]	AVG Limit [dBµV/m]
5 297.79	81.05	98.85	-	-	100	H	294	17.80	-	74.00	-	-
5 300.08	78.39	96.19	-	-	100	H	303	17.80	-	74.00	-	-
10 600.27	27.28	36.68	-	-	100	V	135	9.40	37.32	74.00	-	-
15 900.20	27.43	42.63	-	-	300	V	308	15.20	31.37	74.00	-	-

Remarks

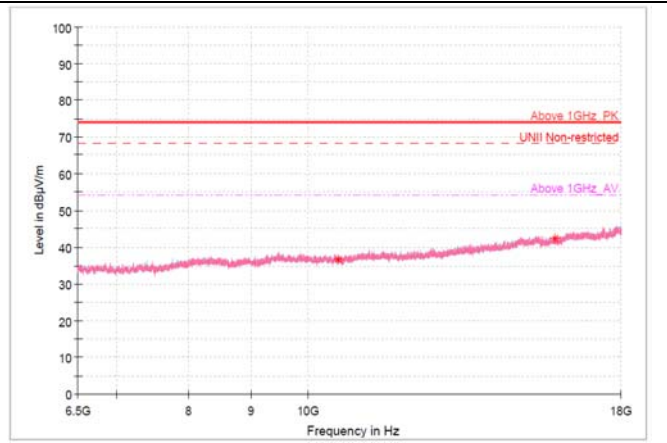
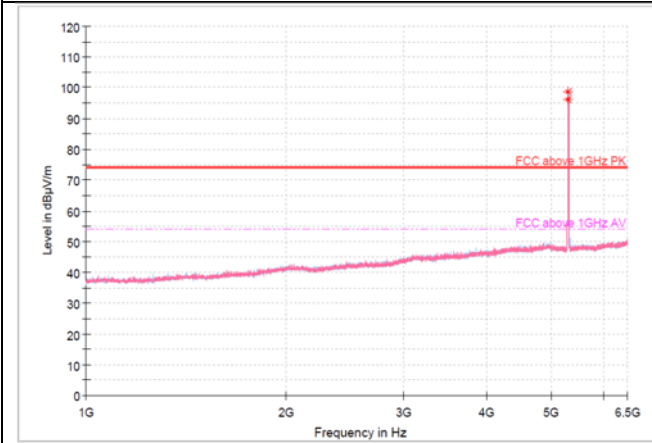
1. Peak Result(dBµV/m) = Peak Reading Value(dBµV/m) + Correction Factor(dB)
2. Average Result(dBµV/m) = Average Reading Value(dBµV/m) + DCCF + Correction Factor(dB)
3. DCCF(Duty Cycle Correction Factor) = 10 x Log(1/Duty Cycle)
4. Correction Factor(dB) = Antenna Factor(dB/m) + Cable Factor(dB) – Pre-Amplifier Factor(dB) + Distance Factor (dB)
5. Distance Factor(dB) = 20 x Log(3/4.5) [Reference Distance: 3 m, Measurement Distance: 4.5 m: 1 GHz to 6.5 GHz]
6. Margin(dB) = (Peak/Average) Result (dBµV/m) – (Peak/Average) Limit (dBµV/m)



RSE_SISO_ANT2_UNII-2A_802.11ax HE20_5300_SU

1 GHz - 6.5 GHz

6.5 GHz - 18 GHz



Frequency [MHz]	Peak Reading Value [dBµV/m]	Peak Result [dBµV/m]	AVG Reading Value [dBµV/m]	AVG Result [dBµV/m]	Height [cm]	Pol [H/V]	Azimuth [deg]	Correction Factor [dB/m]	Peak Margin [dBµV/m]	Peak Limit [dBµV/m]	AVG Margin [dBµV/m]	AVG Limit [dBµV/m]
5 297.79	81.05	98.85	-	-	100	H	294	17.80	-	74.00	-	-
5 300.08	78.39	96.19	-	-	100	H	303	17.80	-	74.00	-	-
10 600.27	27.28	36.68	-	-	100	V	135	9.40	37.32	74.00	-	-
15 900.20	27.43	42.63	-	-	300	V	308	15.20	31.37	74.00	-	-

Remarks

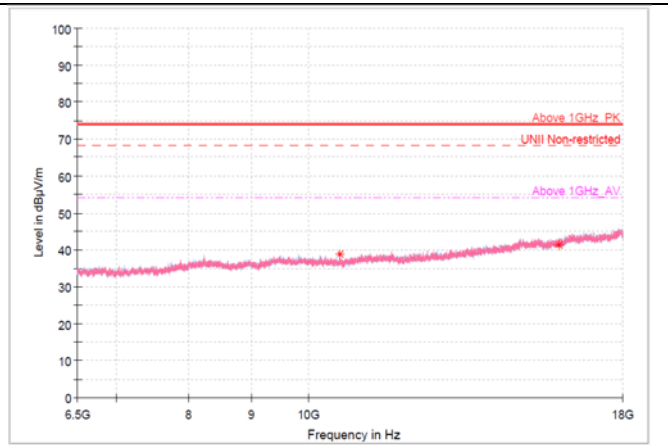
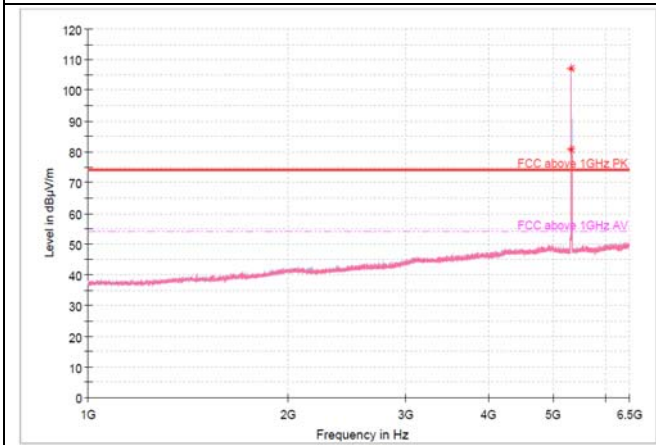
1. Peak Result(dBµV/m) = Peak Reading Value(dBµV/m) + Correction Factor(dB)
2. Average Result(dBµV/m) = Average Reading Value(dBµV/m) + DCCF + Correction Factor(dB)
3. DCCF(Duty Cycle Correction Factor) = 10 x Log(1/Duty Cycle)
4. Correction Factor(dB) = Antenna Factor(dB/m) + Cable Factor(dB) – Pre-Amplifier Factor(dB) + Distance Factor (dB)
5. Distance Factor(dB) = 20 x Log(3/4.5) [Reference Distance: 3 m, Measurement Distance: 4.5 m: 1 GHz to 6.5 GHz]
6. Margin(dB) = (Peak/Average) Result (dBµV/m) – (Peak/Average) Limit (dBµV/m)



RSE_SISO_ANT2_UNII-2A_802.11ax HE20_5320_26T

1 GHz - 6.5 GHz

6.5 GHz - 18 GHz



Frequency [MHz]	Peak Reading Value [dBµV/m]	Peak Result [dBµV/m]	AVG Reading Value [dBµV/m]	AVG Result [dBµV/m]	Height [cm]	Pol [H/V]	Azimuth [deg]	Correction Factor [dB/m]	Peak Margin [dBµV/m]	Peak Limit [dBµV/m]	AVG Margin [dBµV/m]	AVG Limit [dBµV/m]
5 312.00	89.15	107.05	-	-	100	H	294	17.90	-	74.00	-	-
5 320.25	62.71	80.61	-	-	300	V	37	17.90	-	74.00	-	-
10 622.23	29.29	38.69	-	-	200	V	38	9.40	35.31	74.00	-	-
15 960.32	25.86	41.36	-	-	300	H	308	15.50	32.64	74.00	-	-

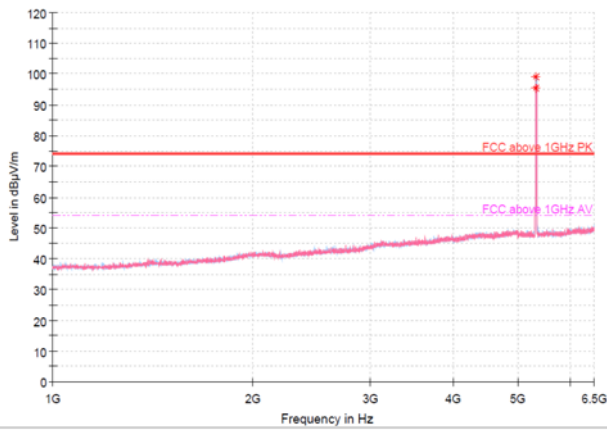
Remarks

1. Peak Result(dBµV/m) = Peak Reading Value(dBµV/m) + Correction Factor(dB)
2. Average Result(dBµV/m) = Average Reading Value(dBµV/m) + DCCF + Correction Factor(dB)
3. DCCF(Duty Cycle Correction Factor) = 10 x Log(1/Duty Cycle)
4. Correction Factor(dB) = Antenna Factor(dB/m) + Cable Factor(dB) – Pre-Amplifier Factor(dB) + Distance Factor (dB)
5. Distance Factor(dB) = 20 x Log(3/4.5) [Reference Distance: 3 m, Measurement Distance: 4.5 m: 1 GHz to 6.5 GHz]
6. Margin(dB) = (Peak/Average) Result (dBµV/m) – (Peak/Average) Limit (dBµV/m)

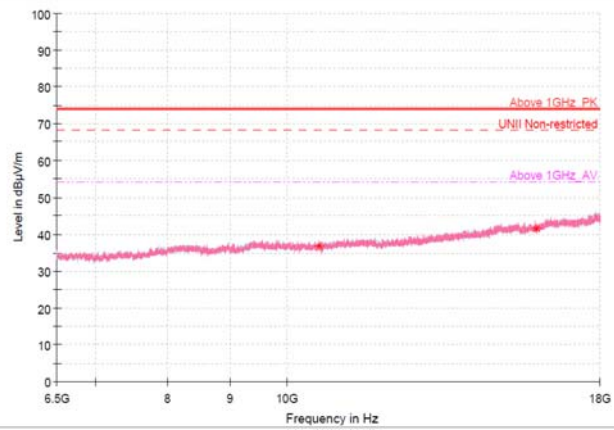


RSE_SISO_ANT2_UNII-2A_802.11ax HE20_5320_SU

1 GHz - 6.5 GHz



6.5 GHz - 18 GHz



Frequency [MHz]	Peak Reading Value [dBµV/m]	Peak Result [dBµV/m]	AVG Reading Value [dBµV/m]	AVG Result [dBµV/m]	Height [cm]	Pol [H/V]	Azimuth [deg]	Correction Factor [dB/m]	Peak Margin [dBµV/m]	Peak Limit [dBµV/m]	AVG Margin [dBµV/m]	AVG Limit [dBµV/m]
5 320.25	77.33	95.23	-	-	300	V	263	17.90	-	74.00	-	-
5 323.46	81.14	99.04	-	-	100	H	296	17.90	-	74.00	-	-
10 640.00	27.75	37.05	-	-	100	H	215	9.30	36.95	74.00	-	-
15 960.32	26.24	41.74	-	-	100	V	338	15.50	32.26	74.00	-	-

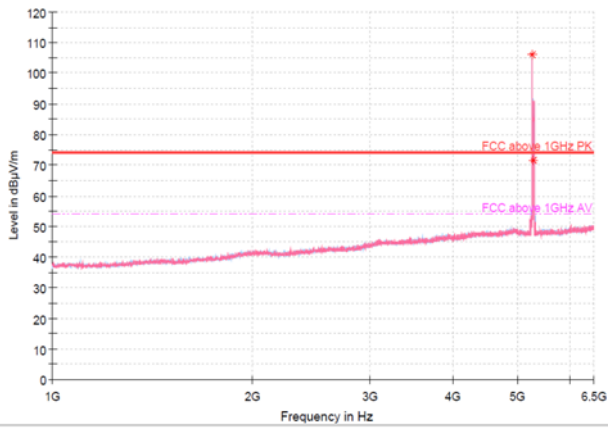
Remarks

1. Peak Result(dBµV/m) = Peak Reading Value(dBµV/m) + Correction Factor(dB)
2. Average Result(dBµV/m) = Average Reading Value(dBµV/m) + DCCF + Correction Factor(dB)
3. DCCF(Duty Cycle Correction Factor) = 10 x Log(1/Duty Cycle)
4. Correction Factor(dB) = Antenna Factor(dB/m) + Cable Factor(dB) – Pre-Amplifier Factor(dB) + Distance Factor (dB)
5. Distance Factor(dB) = 20 x Log(3/4.5) [Reference Distance: 3 m, Measurement Distance: 4.5 m: 1 GHz to 6.5 GHz]
6. Margin(dB) = (Peak/Average) Result (dBµV/m) – (Peak/Average) Limit (dBµV/m)

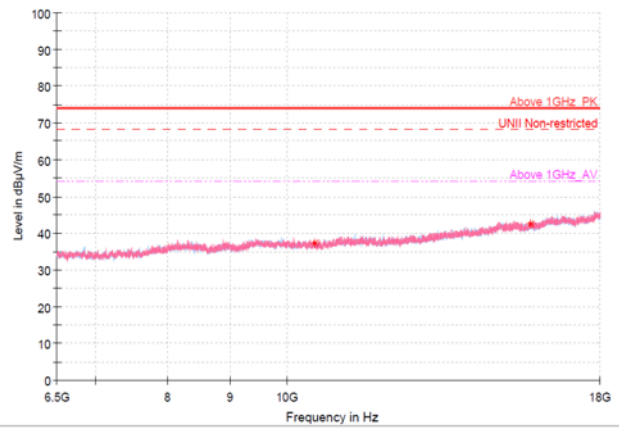


RSE_SISO_ANT2_UNII-2A_802.11ax HE40_5270_26T

1 GHz - 6.5 GHz



6.5 GHz - 18 GHz



Frequency [MHz]	Peak Reading Value [dBµV/m]	Peak Result [dBµV/m]	AVG Reading Value [dBµV/m]	AVG Result [dBµV/m]	Height [cm]	Pol [H/V]	Azimuth [deg]	Correction Factor [dB/m]	Peak Margin [dBµV/m]	Peak Limit [dBµV/m]	AVG Margin [dBµV/m]	AVG Limit [dBµV/m]
5 252.42	88.14	105.94	-	-	100	H	300	17.80	-	74.00	-	-
5 270.29	53.77	71.57	-	-	300	V	252	17.80	-	74.00	-	-
10 540.68	28.14	37.34	-	-	100	V	0	9.20	36.66	74.00	-	-
15 811.34	27.31	42.41	-	-	100	V	118	15.10	31.59	74.00	-	-

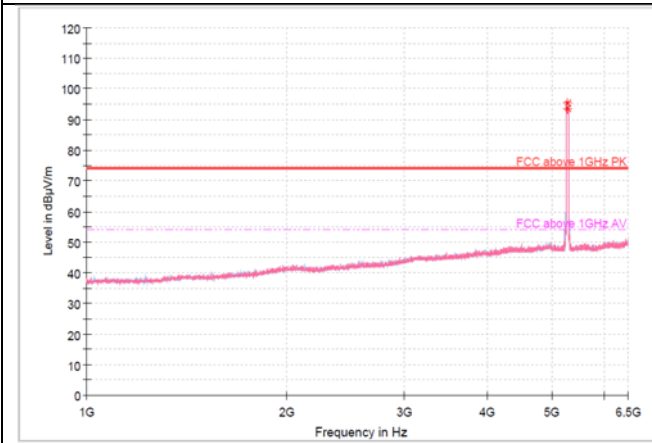
Remarks

1. Peak Result(dBµV/m) = Peak Reading Value(dBµV/m) + Correction Factor(dB)
2. Average Result(dBµV/m) = Average Reading Value(dBµV/m) + DCCF + Correction Factor(dB)
3. DCCF(Duty Cycle Correction Factor) = 10 x Log(1/Duty Cycle)
4. Correction Factor(dB) = Antenna Factor(dB/m) + Cable Factor(dB) – Pre-Amplifier Factor(dB) + Distance Factor (dB)
5. Distance Factor(dB) = 20 x Log(3/4.5) [Reference Distance: 3 m, Measurement Distance: 4.5 m: 1 GHz to 6.5 GHz]
6. Margin(dB) = (Peak/Average) Result (dBµV/m) – (Peak/Average) Limit (dBµV/m)

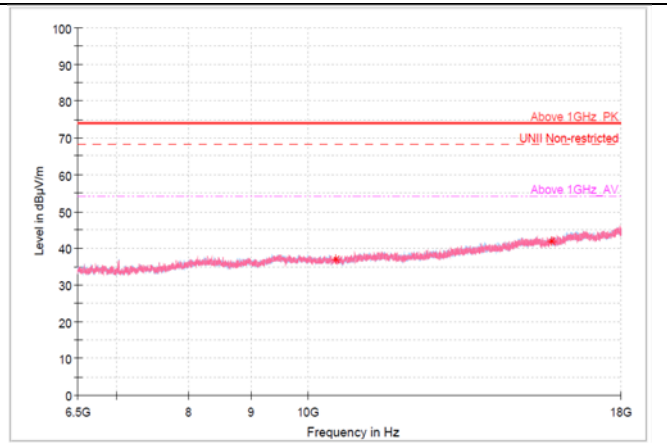


RSE_SISO_ANT2_UNII-2A_802.11ax HE40_5270_SU

1 GHz - 6.5 GHz



6.5 GHz - 18 GHz



Frequency [MHz]	Peak Reading Value [dBµV/m]	Peak Result [dBµV/m]	AVG Reading Value [dBµV/m]	AVG Result [dBµV/m]	Height [cm]	Pol [H/V]	Azimuth [deg]	Correction Factor [dB/m]	Peak Margin [dBµV/m]	Peak Limit [dBµV/m]	AVG Margin [dBµV/m]	AVG Limit [dBµV/m]
5 270.29	75.70	93.50	-	-	100	H	305	17.80	-	74.00	-	-
5 272.58	77.75	95.55	-	-	100	H	305	17.80	-	74.00	-	-
10 540.16	27.77	36.97	-	-	100	V	358	9.20	37.03	74.00	-	-
15 810.82	26.68	41.78	-	-	300	V	324	15.10	32.22	74.00	-	-

Remarks

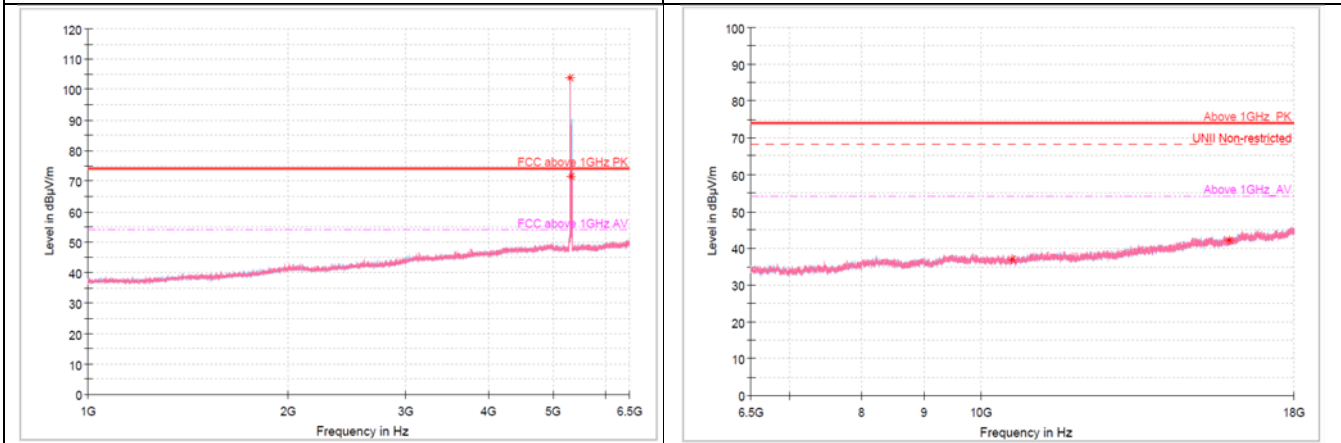
1. Peak Result(dBµV/m) = Peak Reading Value(dBµV/m) + Correction Factor(dB)
2. Average Result(dBµV/m) = Average Reading Value(dBµV/m) + DCCF + Correction Factor(dB)
3. DCCF(Duty Cycle Correction Factor) = 10 x Log(1/Duty Cycle)
4. Correction Factor(dB) = Antenna Factor(dB/m) + Cable Factor(dB) – Pre-Amplifier Factor(dB) + Distance Factor (dB)
5. Distance Factor(dB) = 20 x Log(3/4.5) [Reference Distance: 3 m, Measurement Distance: 4.5 m: 1 GHz to 6.5 GHz]
6. Margin(dB) = (Peak/Average) Result (dBµV/m) – (Peak/Average) Limit (dBµV/m)



RSE_SISO_ANT2_UNII-2A_802.11ax HE40_5310_26T

1 GHz - 6.5 GHz

6.5 GHz - 18 GHz



Frequency [MHz]	Peak Reading Value [dBµV/m]	Peak Result [dBµV/m]	AVG Reading Value [dBµV/m]	AVG Result [dBµV/m]	Height [cm]	Pol [H/V]	Azimuth [deg]	Correction Factor [dB/m]	Peak Margin [dBµV/m]	Peak Limit [dBµV/m]	AVG Margin [dBµV/m]	AVG Limit [dBµV/m]
5 291.83	86.19	103.99	-	-	100	H	163	17.80	-	74.00	-	-
5 310.17	53.61	71.51	-	-	100	H	163	17.90	-	74.00	-	-
10 620.66	27.66	37.06	-	-	300	V	58	9.40	36.94	74.00	-	-
15 931.57	26.96	42.26	-	-	300	V	94	15.30	31.74	74.00	-	-

Remarks

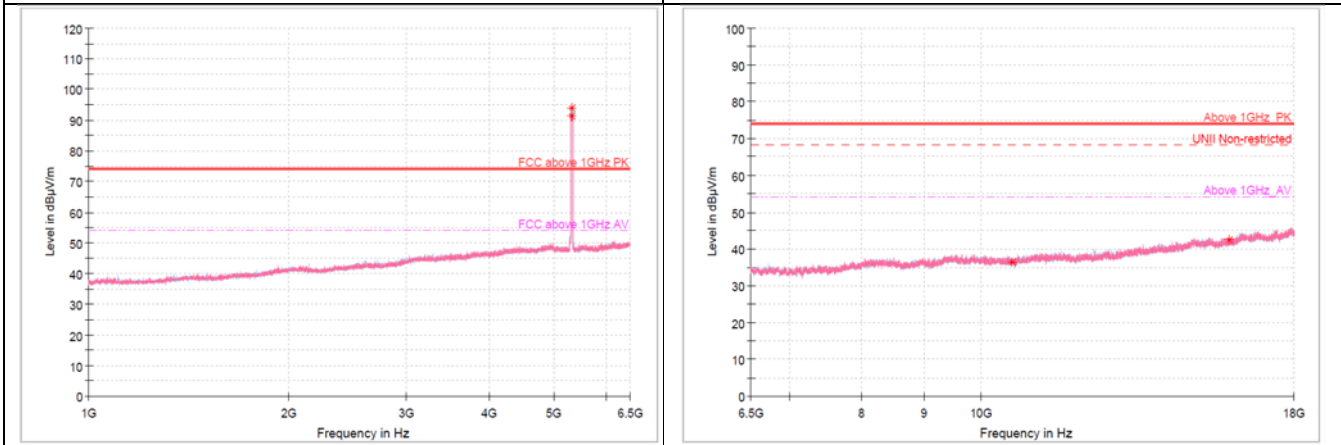
1. Peak Result(dBµV/m) = Peak Reading Value(dBµV/m) + Correction Factor(dB)
2. Average Result(dBµV/m) = Average Reading Value(dBµV/m) + DCCF + Correction Factor(dB)
3. DCCF(Duty Cycle Correction Factor) = 10 x Log(1/Duty Cycle)
4. Correction Factor(dB) = Antenna Factor(dB/m) + Cable Factor(dB) – Pre-Amplifier Factor(dB) + Distance Factor (dB)
5. Distance Factor(dB) = 20 x Log(3/4.5) [Reference Distance: 3 m, Measurement Distance: 4.5 m: 1 GHz to 6.5 GHz]
6. Margin(dB) = (Peak/Average) Result (dBµV/m) – (Peak/Average) Limit (dBµV/m)



RSE_SISO_ANT2_UNII-2A_802.11ax HE40_5310_SU

1 GHz - 6.5 GHz

6.5 GHz - 18 GHz



Frequency [MHz]	Peak Reading Value [dBµV/m]	Peak Result [dBµV/m]	AVG Reading Value [dBµV/m]	AVG Result [dBµV/m]	Height [cm]	Pol [H/V]	Azimuth [deg]	Correction Factor [dB/m]	Peak Margin [dBµV/m]	Peak Limit [dBµV/m]	AVG Margin [dBµV/m]	AVG Limit [dBµV/m]
5 310.17	73.60	91.50	-	-	100	H	302	17.90	-	74.00	-	-
5 311.54	76.06	93.96	-	-	100	H	302	17.90	-	74.00	-	-
10 620.14	27.10	36.50	-	-	300	V	144	9.40	37.50	74.00	-	-
15 931.05	27.11	42.41	-	-	100	V	163	15.30	31.59	74.00	-	-

Remarks

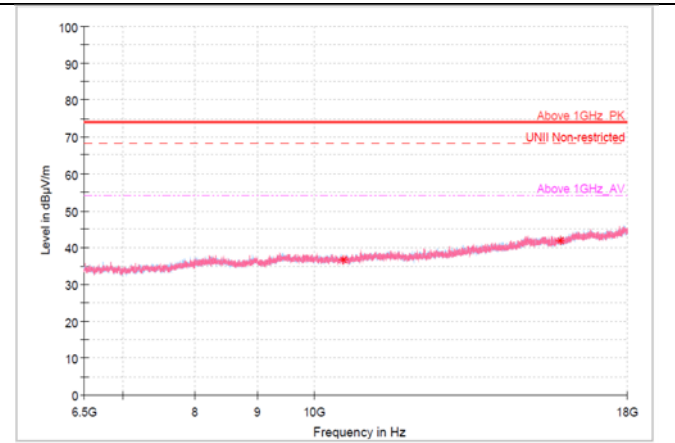
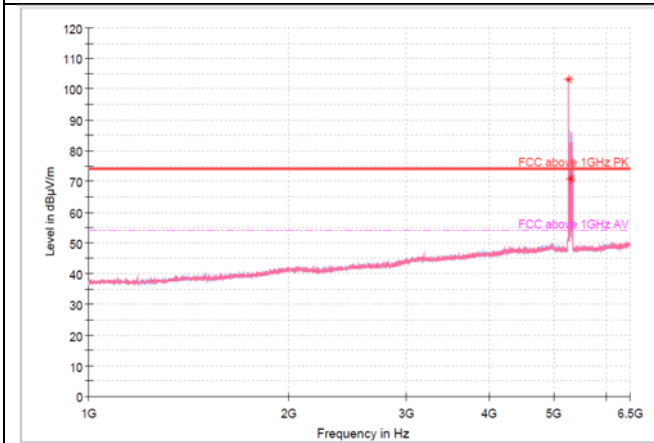
1. Peak Result(dBµV/m) = Peak Reading Value(dBµV/m) + Correction Factor(dB)
2. Average Result(dBµV/m) = Average Reading Value(dBµV/m) + DCCF + Correction Factor(dB)
3. DCCF(Duty Cycle Correction Factor) = 10 x Log(1/Duty Cycle)
4. Correction Factor(dB) = Antenna Factor(dB/m) + Cable Factor(dB) – Pre-Amplifier Factor(dB) + Distance Factor (dB)
5. Distance Factor(dB) = 20 x Log(3/4.5) [Reference Distance: 3 m, Measurement Distance: 4.5 m: 1 GHz to 6.5 GHz]
6. Margin(dB) = (Peak/Average) Result (dBµV/m) – (Peak/Average) Limit (dBµV/m)



RSE_SISO_ANT2_UNII-2A_802.11ax HE80_5290_26T

1 GHz - 6.5 GHz

6.5 GHz - 18 GHz



Frequency [MHz]	Peak Reading Value [dBµV/m]	Peak Result [dBµV/m]	AVG Reading Value [dBµV/m]	AVG Result [dBµV/m]	Height [cm]	Pol [H/V]	Azimuth [deg]	Correction Factor [dB/m]	Peak Margin [dBµV/m]	Peak Limit [dBµV/m]	AVG Margin [dBµV/m]	AVG Limit [dBµV/m]
5 251.96	85.19	102.99	-	-	100	H	298	17.80	-	74.00	-	-
5 290.00	53.07	70.87	-	-	100	H	307	17.80	-	74.00	-	-
10 580.41	27.43	36.73	-	-	300	V	0	9.30	37.27	74.00	-	-
15 869.36	26.83	41.93	-	-	400	H	262	15.10	32.07	74.00	-	-

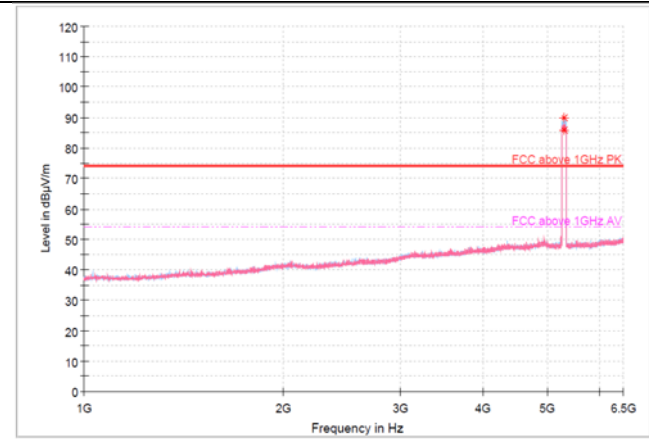
Remarks

1. Peak Result(dBµV/m) = Peak Reading Value(dBµV/m) + Correction Factor(dB)
2. Average Result(dBµV/m) = Average Reading Value(dBµV/m) + DCCF + Correction Factor(dB)
3. DCCF(Duty Cycle Correction Factor) = 10 x Log(1/Duty Cycle)
4. Correction Factor(dB) = Antenna Factor(dB/m) + Cable Factor(dB) – Pre-Amplifier Factor(dB) + Distance Factor (dB)
5. Distance Factor(dB) = 20 x Log(3/4.5) [Reference Distance: 3 m, Measurement Distance: 4.5 m: 1 GHz to 6.5 GHz]
6. Margin(dB) = (Peak/Average) Result (dBµV/m) – (Peak/Average) Limit (dBµV/m)

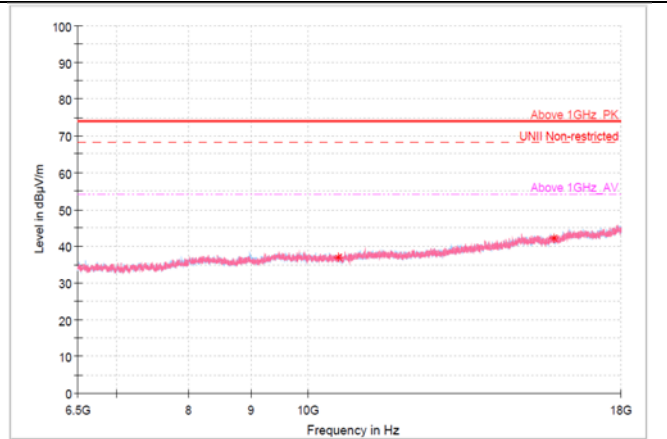


RSE_SISO_ANT2_UNII-2A_802.11ax HE80_5290_SU

1 GHz - 6.5 GHz



6.5 GHz - 18 GHz



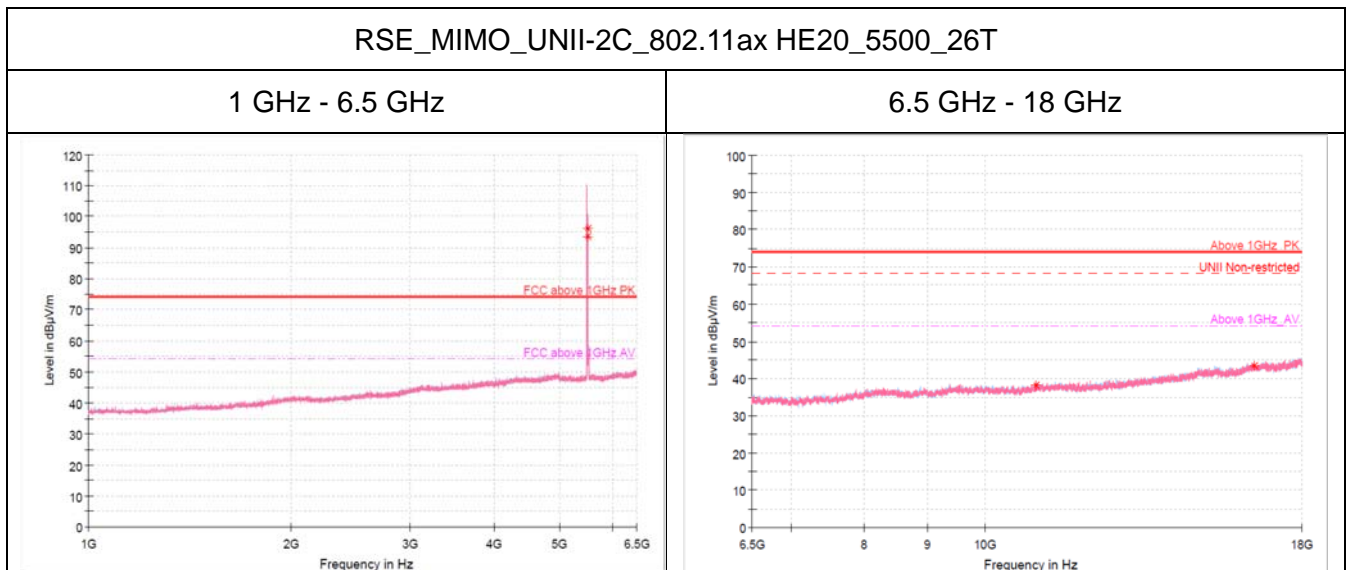
Frequency [MHz]	Peak Reading Value [dBµV/m]	Peak Result [dBµV/m]	AVG Reading Value [dBµV/m]	AVG Result [dBµV/m]	Height [cm]	Pol [H/V]	Azimuth [deg]	Correction Factor [dB/m]	Peak Margin [dBµV/m]	Peak Limit [dBµV/m]	AVG Margin [dBµV/m]	AVG Limit [dBµV/m]
5 290.00	67.99	85.79	-	-	100	H	293	17.80	-	74.00	-	-
5 305.58	72.06	89.86	-	-	100	H	302	17.80	-	74.00	-	-
10 581.45	27.72	37.02	-	-	100	V	129	9.30	36.98	74.00	-	-
15 869.89	27.19	42.29	-	-	400	V	301	15.10	31.71	74.00	-	-

Remarks

1. Peak Result(dBµV/m) = Peak Reading Value(dBµV/m) + Correction Factor(dB)
2. Average Result(dBµV/m) = Average Reading Value(dBµV/m) + DCCF + Correction Factor(dB)
3. DCCF(Duty Cycle Correction Factor) = 10 x Log(1/Duty Cycle)
4. Correction Factor(dB) = Antenna Factor(dB/m) + Cable Factor(dB) – Pre-Amplifier Factor(dB) + Distance Factor (dB)
5. Distance Factor(dB) = 20 x Log(3/4.5) [Reference Distance: 3 m, Measurement Distance: 4.5 m: 1 GHz to 6.5 GHz]
6. Margin(dB) = (Peak/Average) Result (dBµV/m) – (Peak/Average) Limit (dBµV/m)



U-NII-2C (Above 1 GHz)



Frequency [MHz]	Peak Reading Value [dBµV/m]	Peak Result [dBµV/m]	AVG Reading Value [dBµV/m]	AVG Result [dBµV/m]	Height [cm]	Pol [H/V]	Azimuth [deg]	Correction Factor [dB/m]	Peak Margin [dBµV/m]	Peak Limit [dBµV/m]	AVG Margin [dBµV/m]	AVG Limit [dBµV/m]
5 499.92	77.43	96.03	-	-	100	H	227	18.60	-	74.00	-	-
5 500.83	74.91	93.51	-	-	400	V	265	18.60	-	74.00	-	-
11 001.73	28.52	38.32	-	-	300	V	57	9.80	35.68	74.00	-	-
16 498.73	26.58	43.28	-	-	100	V	28	16.70	30.72	74.00	-	-

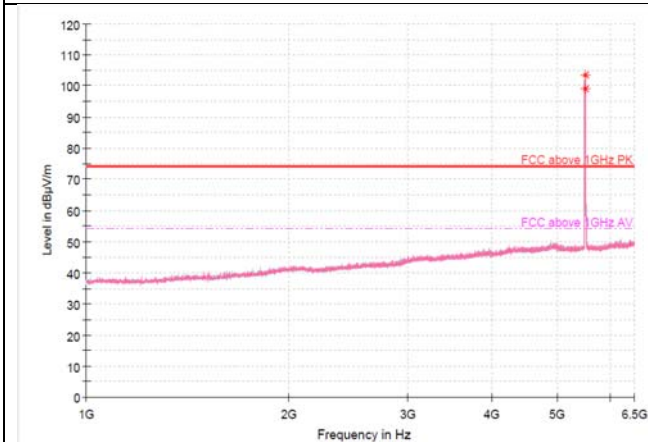
Remarks

1. Peak Result(dBµV/m) = Peak Reading Value(dBµV/m) + Correction Factor(dB)
2. Average Result(dBµV/m) = Average Reading Value(dBµV/m) + DCCF + Correction Factor(dB)
3. DCCF(Duty Cycle Correction Factor) = 10 x Log(1/Duty Cycle)
4. Correction Factor(dB) = Antenna Factor(dB/m) + Cable Factor(dB) – Pre-Amplifier Factor(dB) + Distance Factor (dB)
5. Distance Factor(dB) = 20 x Log(3/4.5) [Reference Distance: 3 m, Measurement Distance: 4.5 m: 1 GHz to 6.5 GHz]
6. Margin(dB) = (Peak/Average) Result (dBµV/m) – (Peak/Average) Limit (dBµV/m)

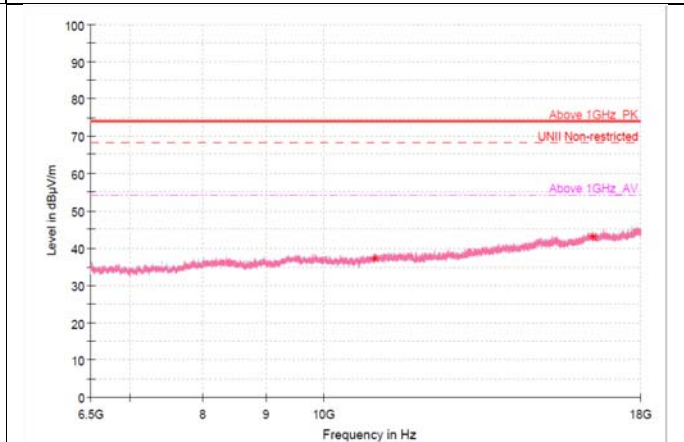


RSE_MIMO_UNII-2C_802.11ax HE20_5500_SU

1 GHz - 6.5 GHz



6.5 GHz - 18 GHz



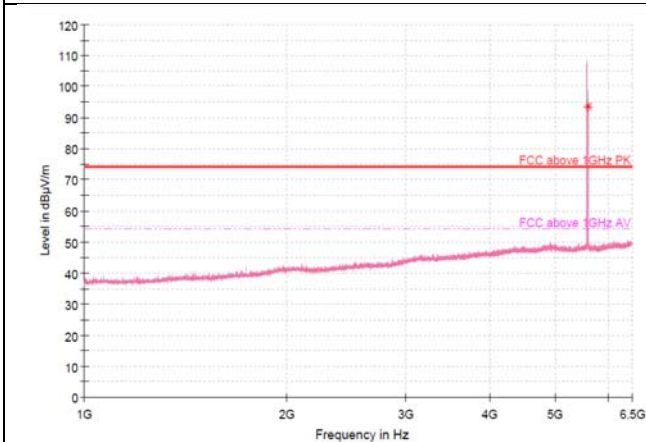
Frequency [MHz]	Peak Reading Value [dBµV/m]	Peak Result [dBµV/m]	AVG Reading Value [dBµV/m]	AVG Result [dBµV/m]	Height [cm]	Pol [H/V]	Azimuth [deg]	Correction Factor [dB/m]	Peak Margin [dBµV/m]	Peak Limit [dBµV/m]	AVG Margin [dBµV/m]	AVG Limit [dBµV/m]
5 494.88	84.79	103.39	-	-	300	V	165	18.60	-	74.00	-	-
5 500.38	80.42	99.02	-	-	100	H	198	18.60	-	74.00	-	-
11 000.16	27.55	37.35	-	-	400	V	202	9.80	36.65	74.00	-	-
16 500.30	26.56	43.26	-	-	400	H	13	16.70	30.74	74.00	-	-

Remarks

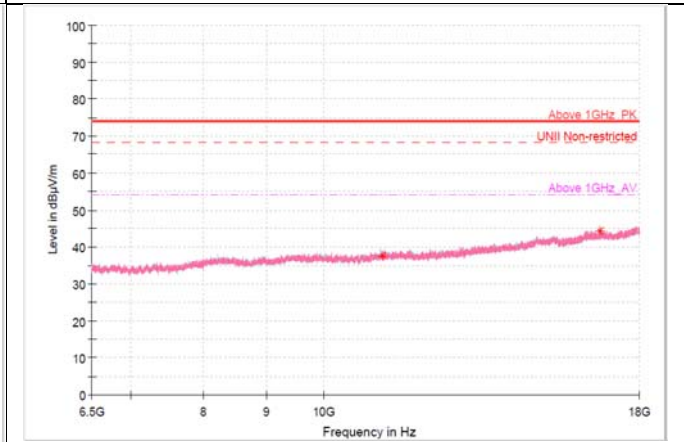
1. Peak Result(dBµV/m) = Peak Reading Value(dBµV/m) + Correction Factor(dB)
2. Average Result(dBµV/m) = Average Reading Value(dBµV/m) + DCCF + Correction Factor(dB)
3. DCCF(Duty Cycle Correction Factor) = 10 x Log(1/Duty Cycle)
4. Correction Factor(dB) = Antenna Factor(dB/m) + Cable Factor(dB) – Pre-Amplifier Factor(dB) + Distance Factor (dB)
5. Distance Factor(dB) = 20 x Log(3/4.5) [Reference Distance: 3 m, Measurement Distance: 4.5 m: 1 GHz to 6.5 GHz]
6. Margin(dB) = (Peak/Average) Result (dBµV/m) – (Peak/Average) Limit (dBµV/m)

RSE_MIMO_UNII-2C_802.11ax HE20_5580_26T

1 GHz - 6.5 GHz



6.5 GHz - 18 GHz



Frequency [MHz]	Peak Reading Value [dBµV/m]	Peak Result [dBµV/m]	AVG Reading Value [dBµV/m]	AVG Result [dBµV/m]	Height [cm]	Pol [H/V]	Azimuth [deg]	Correction Factor [dB/m]	Peak Margin [dBµV/m]	Peak Limit [dBµV/m]	AVG Margin [dBµV/m]	AVG Limit [dBµV/m]
5 580.13	74.81	93.51	-	-	200	H	225	18.70	-19.51	74.00	-	-
11 161.68	27.65	37.65	-	-	200	V	101	10.00	36.35	74.00	-	-
16 741.80	27.74	44.44	-	-	300	V	49	16.70	29.56	74.00	-	-

Remarks

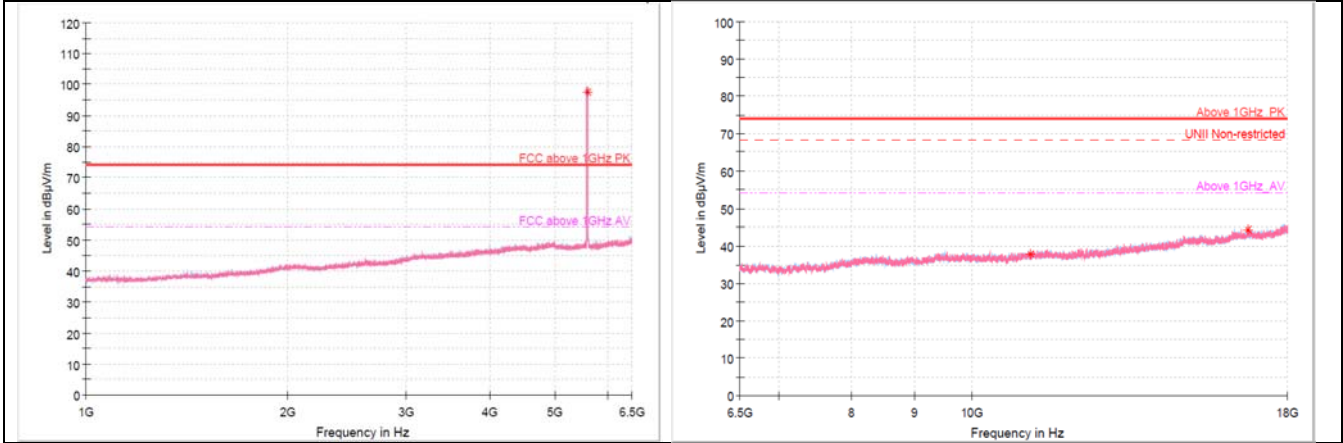
1. Peak Result(dBµV/m) = Peak Reading Value(dBµV/m) + Correction Factor(dB)
2. Average Result(dBµV/m) = Average Reading Value(dBµV/m) + DCCF + Correction Factor(dB)
3. DCCF(Duty Cycle Correction Factor) = 10 x Log(1/Duty Cycle)
4. Correction Factor(dB) = Antenna Factor(dB/m) + Cable Factor(dB) – Pre-Amplifier Factor(dB) + Distance Factor (dB)
5. Distance Factor(dB) = 20 x Log(3/4.5) [Reference Distance: 3 m, Measurement Distance: 4.5 m: 1 GHz to 6.5 GHz]
6. Margin(dB) = (Peak/Average) Result (dBµV/m) – (Peak/Average) Limit (dBµV/m)



RSE_MIMO_UNII-2C_802.11ax HE20_5580_SU

1 GHz - 6.5 GHz

6.5 GHz - 18 GHz



Frequency [MHz]	Peak Reading Value [dBµV/m]	Peak Result [dBµV/m]	AVG Reading Value [dBµV/m]	AVG Result [dBµV/m]	Height [cm]	Pol [H/V]	Azimuth [deg]	Correction Factor [dB/m]	Peak Margin [dBµV/m]	Peak Limit [dBµV/m]	AVG Margin [dBµV/m]	AVG Limit [dBµV/m]
5 580.13	78.74	97.44	-	-	200	H	195	18.70	-	74.00	-	-
11 163.25	27.82	37.82	-	-	300	V	244	10.00	36.18	74.00	-	-
16 738.14	27.55	44.25	-	-	100	V	192	16.70	29.75	74.00	-	-

Remarks

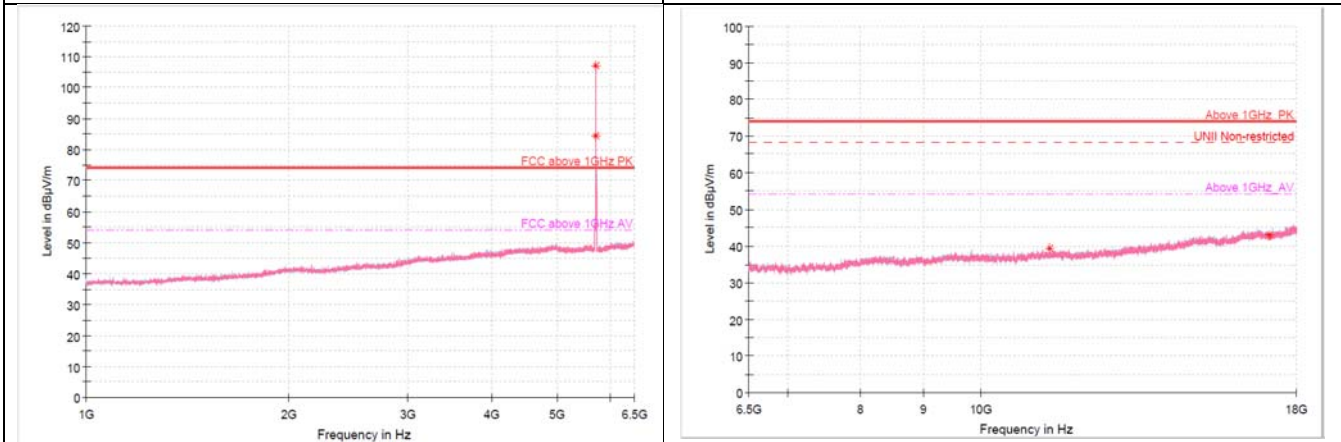
1. Peak Result(dBµV/m) = Peak Reading Value(dBµV/m) + Correction Factor(dB)
2. Average Result(dBµV/m) = Average Reading Value(dBµV/m) + DCCF + Correction Factor(dB)
3. DCCF(Duty Cycle Correction Factor) = 10 x Log(1/Duty Cycle)
4. Correction Factor(dB) = Antenna Factor(dB/m) + Cable Factor(dB) – Pre-Amplifier Factor(dB) + Distance Factor (dB)
5. Distance Factor(dB) = 20 x Log(3/4.5) [Reference Distance: 3 m, Measurement Distance: 4.5 m: 1 GHz to 6.5 GHz]
6. Margin(dB) = (Peak/Average) Result (dBµV/m) – (Peak/Average) Limit (dBµV/m)



RSE_MIMO_UNII-2C_802.11ax HE20_5700_26T

1 GHz - 6.5 GHz

6.5 GHz - 18 GHz



Frequency [MHz]	Peak Reading Value [dBµV/m]	Peak Result [dBµV/m]	AVG Reading Value [dBµV/m]	AVG Result [dBµV/m]	Height [cm]	Pol [H/V]	Azimuth [deg]	Correction Factor [dB/m]	Peak Margin [dBµV/m]	Peak Limit [dBµV/m]	AVG Margin [dBµV/m]	AVG Limit [dBµV/m]
5 691.50	88.69	107.29	-	-	100	H	294	18.60	-	74.00	-	-
5 700.21	65.67	84.27	-	-	400	V	325	18.60	-	74.00	-	-
11 383.84	29.26	39.46	-	-	300	V	357	10.20	34.54	74.00	-	-
17 104.05	26.72	43.22	-	-	300	H	110	16.50	30.78	74.00	-	-

Remarks

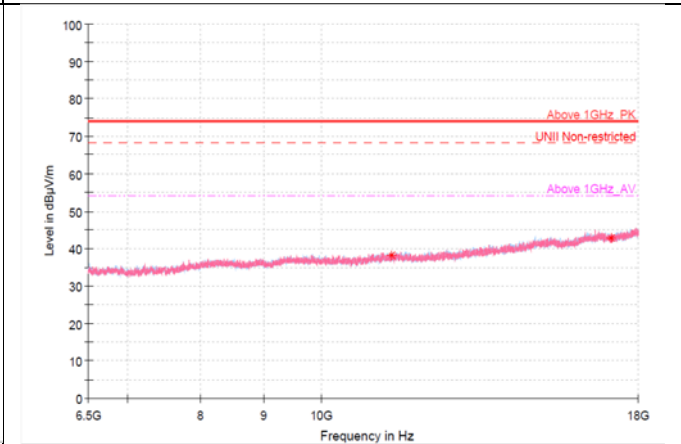
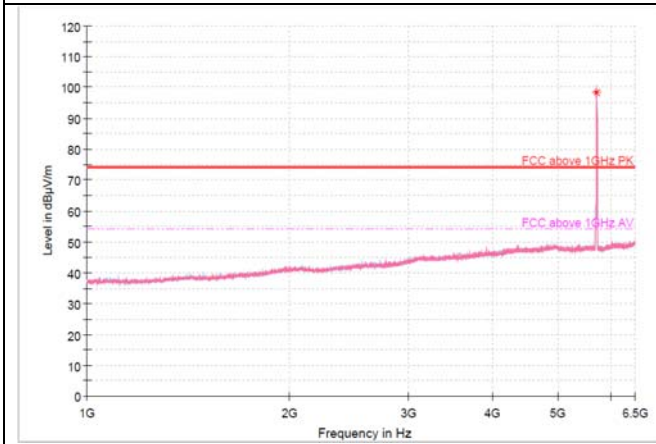
1. Peak Result(dBµV/m) = Peak Reading Value(dBµV/m) + Correction Factor(dB)
2. Average Result(dBµV/m) = Average Reading Value(dBµV/m) + DCCF + Correction Factor(dB)
3. DCCF(Duty Cycle Correction Factor) = 10 x Log(1/Duty Cycle)
4. Correction Factor(dB) = Antenna Factor(dB/m) + Cable Factor(dB) – Pre-Amplifier Factor(dB) + Distance Factor (dB)
5. Distance Factor(dB) = 20 x Log(3/4.5) [Reference Distance: 3 m, Measurement Distance: 4.5 m: 1 GHz to 6.5 GHz]
6. Margin(dB) = (Peak/Average) Result (dBµV/m) – (Peak/Average) Limit (dBµV/m)



RSE_MIMO_UNII-2C_802.11ax HE20_5700_SU

1 GHz - 6.5 GHz

6.5 GHz - 18 GHz



Frequency [MHz]	Peak Reading Value [dBµV/m]	Peak Result [dBµV/m]	AVG Reading Value [dBµV/m]	AVG Result [dBµV/m]	Height [cm]	Pol [H/V]	Azimuth [deg]	Correction Factor [dB/m]	Peak Margin [dBµV/m]	Peak Limit [dBµV/m]	AVG Margin [dBµV/m]	AVG Limit [dBµV/m]
5 700.21	79.70	98.30	-	-	100	H	201	18.60	-	74.00	-	-
11 399.00	28.10	38.30	-	-	100	H	0	10.20	35.70	74.00	-	-
17 100.39	26.28	42.78	-	-	100	V	0	16.50	31.22	74.00	-	-

Remarks

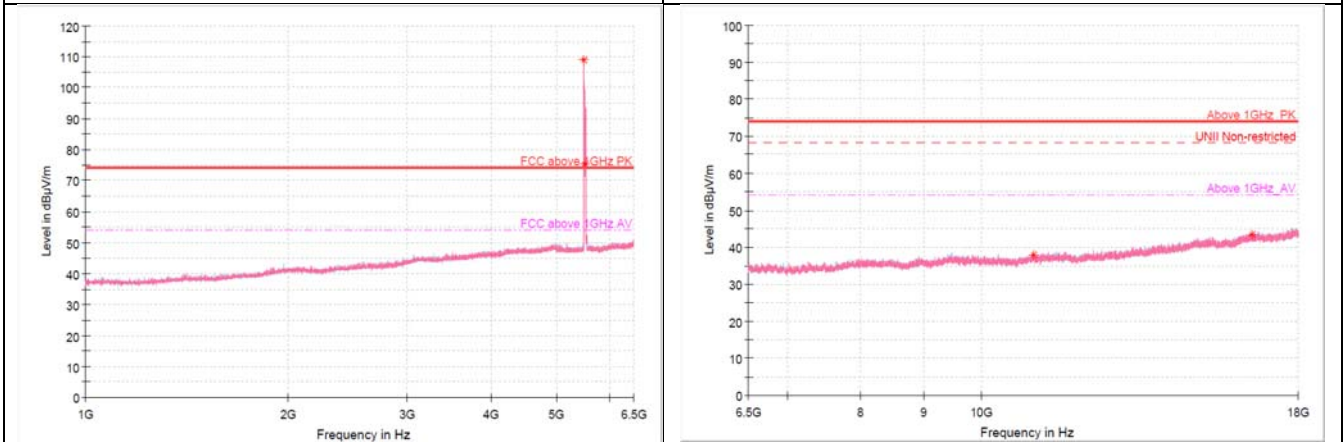
1. Peak Result(dBµV/m) = Peak Reading Value(dBµV/m) + Correction Factor(dB)
2. Average Result(dBµV/m) = Average Reading Value(dBµV/m) + DCCF + Correction Factor(dB)
3. DCCF(Duty Cycle Correction Factor) = 10 x Log(1/Duty Cycle)
4. Correction Factor(dB) = Antenna Factor(dB/m) + Cable Factor(dB) – Pre-Amplifier Factor(dB) + Distance Factor (dB)
5. Distance Factor(dB) = 20 x Log(3/4.5) [Reference Distance: 3 m, Measurement Distance: 4.5 m: 1 GHz to 6.5 GHz]
6. Margin(dB) = (Peak/Average) Result (dBµV/m) – (Peak/Average) Limit (dBµV/m)



RSE_MIMO_UNII-2C_802.11ax HE40_5510_26T

1 GHz - 6.5 GHz

6.5 GHz - 18 GHz



Frequency [MHz]	Peak Reading Value [dBµV/m]	Peak Result [dBµV/m]	AVG Reading Value [dBµV/m]	AVG Result [dBµV/m]	Height [cm]	Pol [H/V]	Azimuth [deg]	Correction Factor [dB/m]	Peak Margin [dBµV/m]	Peak Limit [dBµV/m]	AVG Margin [dBµV/m]	AVG Limit [dBµV/m]
5 492.58	90.25	108.85	-	-	300	V	164	18.60	-34.85	74.00	-	-
5 510.00	56.73	75.33			200	H	243	18.60	-1.33	74.00		
11 020.55	28.04	37.84	-	-	200	H	296	9.80	36.16	74.00	-	-
16 529.57	26.88	43.48	-	-	200	V	15	16.60	30.52	74.00	-	-

Remarks

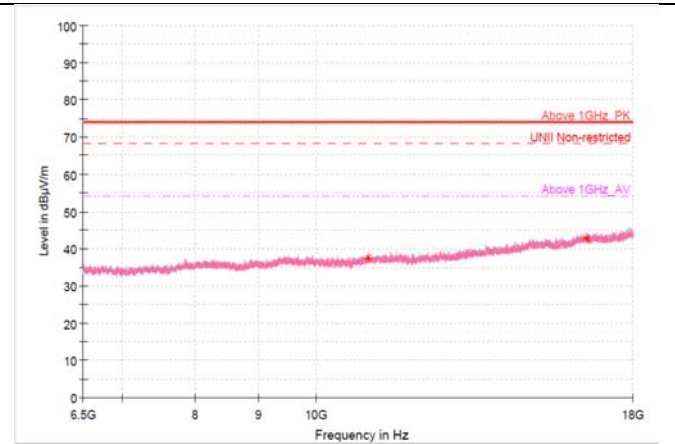
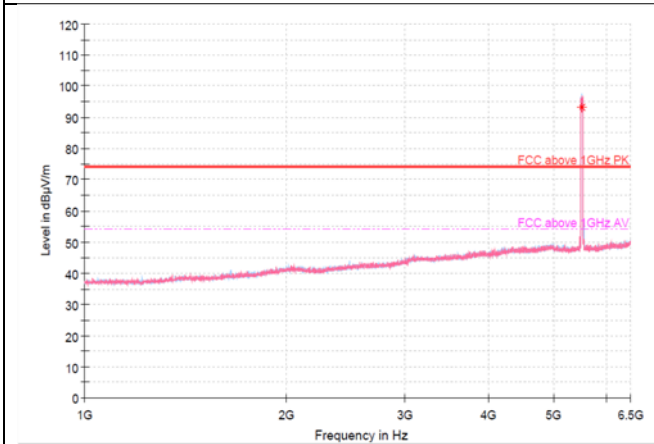
1. Peak Result(dBµV/m) = Peak Reading Value(dBµV/m) + Correction Factor(dB)
2. Average Result(dBµV/m) = Average Reading Value(dBµV/m) + DCCF + Correction Factor(dB)
3. DCCF(Duty Cycle Correction Factor) = 10 x Log(1/Duty Cycle)
4. Correction Factor(dB) = Antenna Factor(dB/m) + Cable Factor(dB) – Pre-Amplifier Factor(dB) + Distance Factor (dB)
5. Distance Factor(dB) = 20 x Log(3/4.5) [Reference Distance: 3 m, Measurement Distance: 4.5 m: 1 GHz to 6.5 GHz]
6. Margin(dB) = (Peak/Average) Result (dBµV/m) – (Peak/Average) Limit (dBµV/m)



RSE_MIMO_UNII-2C_802.11ax HE40_5510_SU

1 GHz - 6.5 GHz

6.5 GHz - 18 GHz



Frequency [MHz]	Peak Reading Value [dBµV/m]	Peak Result [dBµV/m]	AVG Reading Value [dBµV/m]	AVG Result [dBµV/m]	Height [cm]	Pol [H/V]	Azimuth [deg]	Correction Factor [dB/m]	Peak Margin [dBµV/m]	Peak Limit [dBµV/m]	AVG Margin [dBµV/m]	AVG Limit [dBµV/m]
5 510.00	74.78	93.38	-	-	100	H	208	18.60	-	74.00	-	-
11 020.55	27.80	37.60	-	-	200	H	255	9.80	36.40	74.00	-	-
16 530.09	26.09	42.69	-	-	200	H	200	16.60	31.31	74.00	-	-

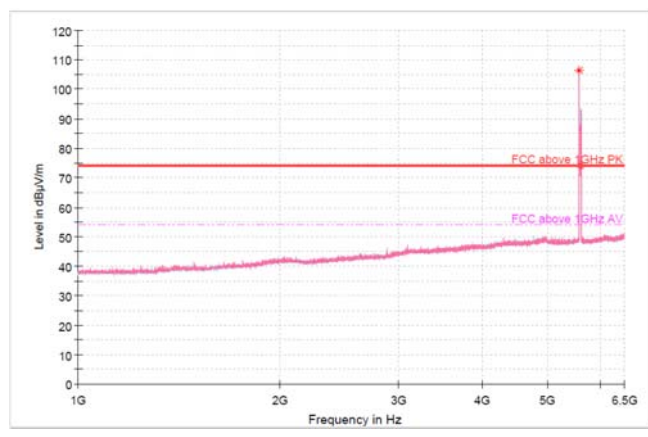
Remarks

1. Peak Result(dBµV/m) = Peak Reading Value(dBµV/m) + Correction Factor(dB)
2. Average Result(dBµV/m) = Average Reading Value(dBµV/m) + DCCF + Correction Factor(dB)
3. DCCF(Duty Cycle Correction Factor) = 10 x Log(1/Duty Cycle)
4. Correction Factor(dB) = Antenna Factor(dB/m) + Cable Factor(dB) – Pre-Amplifier Factor(dB) + Distance Factor (dB)
5. Distance Factor(dB) = 20 x Log(3/4.5) [Reference Distance: 3 m, Measurement Distance: 4.5 m: 1 GHz to 6.5 GHz]
6. Margin(dB) = (Peak/Average) Result (dBµV/m) – (Peak/Average) Limit (dBµV/m)

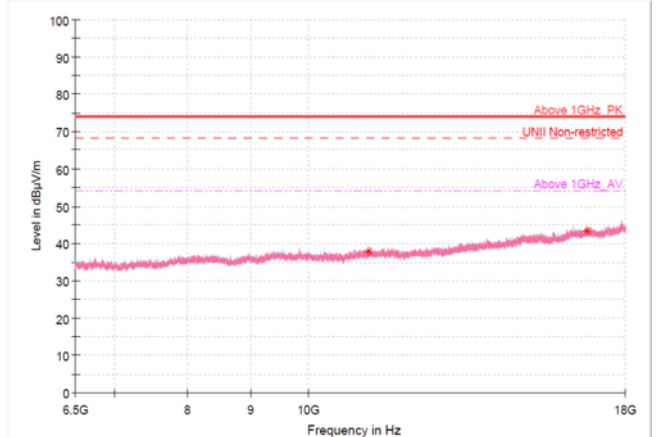


RSE_MIMO_UNII-2C_802.11ax HE40_5590_26T

1 GHz - 6.5 GHz



6.5 GHz - 18 GHz



Frequency [MHz]	Peak Reading Value [dBµV/m]	Peak Result [dBµV/m]	AVG Reading Value [dBµV/m]	AVG Result [dBµV/m]	Height [cm]	Pol [H/V]	Azimuth [deg]	Correction Factor [dB/m]	Peak Margin [dBµV/m]	Peak Limit [dBµV/m]	AVG Margin [dBµV/m]	AVG Limit [dBµV/m]
5 572.79	87.60	106.30	-	-	100	H	202	18.70	-	74.00	-	-
5 590.21	55.46	74.16	-	-	100	H	73	18.70	-	74.00	-	-
11 181.02	27.97	37.97	-	-	100	H	164	10.00	36.03	74.00	-	-
16 771.07	26.68	43.38	-	-	100	V	0	16.70	30.62	74.00	-	-

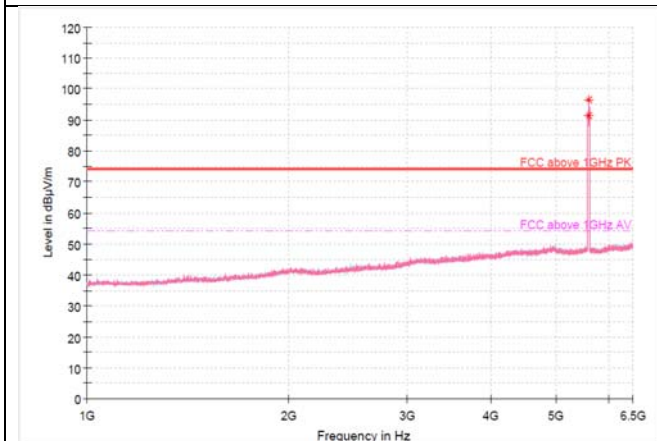
Remarks

1. Peak Result(dBµV/m) = Peak Reading Value(dBµV/m) + Correction Factor(dB)
2. Average Result(dBµV/m) = Average Reading Value(dBµV/m) + DCCF + Correction Factor(dB)
3. DCCF(Duty Cycle Correction Factor) = 10 x Log(1/Duty Cycle)
4. Correction Factor(dB) = Antenna Factor(dB/m) + Cable Factor(dB) – Pre-Amplifier Factor(dB) + Distance Factor (dB)
5. Distance Factor(dB) = 20 x Log(3/4.5) [Reference Distance: 3 m, Measurement Distance: 4.5 m: 1 GHz to 6.5 GHz]
6. Margin(dB) = (Peak/Average) Result (dBµV/m) – (Peak/Average) Limit (dBµV/m)

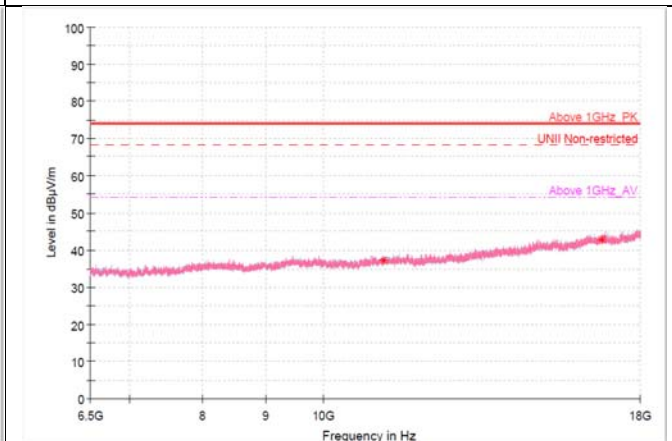


RSE_MIMO_UNII-2C_802.11ax HE40_5590_SU

1 GHz - 6.5 GHz



6.5 GHz - 18 GHz



Frequency [MHz]	Peak Reading Value [dBµV/m]	Peak Result [dBµV/m]	AVG Reading Value [dBµV/m]	AVG Result [dBµV/m]	Height [cm]	Pol [H/V]	Azimuth [deg]	Correction Factor [dB/m]	Peak Margin [dBµV/m]	Peak Limit [dBµV/m]	AVG Margin [dBµV/m]	AVG Limit [dBµV/m]
5 590.21	72.51	91.21	-	-	100	H	198	18.70	-	74.00	-	-
5 592.04	77.98	96.68	-	-	300	V	172	18.70	-	74.00	-	-
11 180.50	27.29	37.29	-	-	100	H	268	10.00	36.71	74.00	-	-
16 770.02	26.12	42.82	-	-	200	H	172	16.70	31.18	74.00	-	-

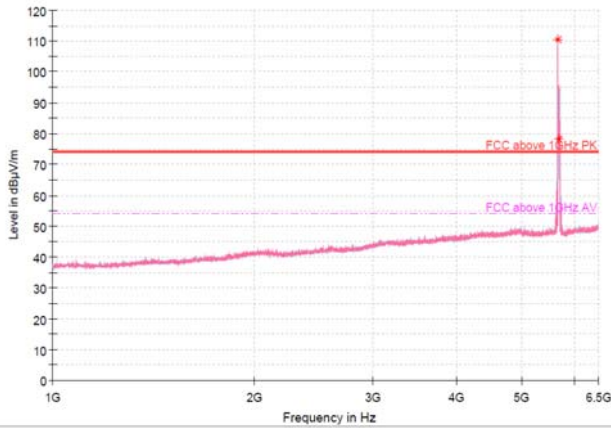
Remarks

1. Peak Result(dBµV/m) = Peak Reading Value(dBµV/m) + Correction Factor(dB)
2. Average Result(dBµV/m) = Average Reading Value(dBµV/m) + DCCF + Correction Factor(dB)
3. DCCF(Duty Cycle Correction Factor) = 10 x Log(1/Duty Cycle)
4. Correction Factor(dB) = Antenna Factor(dB/m) + Cable Factor(dB) – Pre-Amplifier Factor(dB) + Distance Factor (dB)
5. Distance Factor(dB) = 20 x Log(3/4.5) [Reference Distance: 3 m, Measurement Distance: 4.5 m: 1 GHz to 6.5 GHz]
6. Margin(dB) = (Peak/Average) Result (dBµV/m) – (Peak/Average) Limit (dBµV/m)

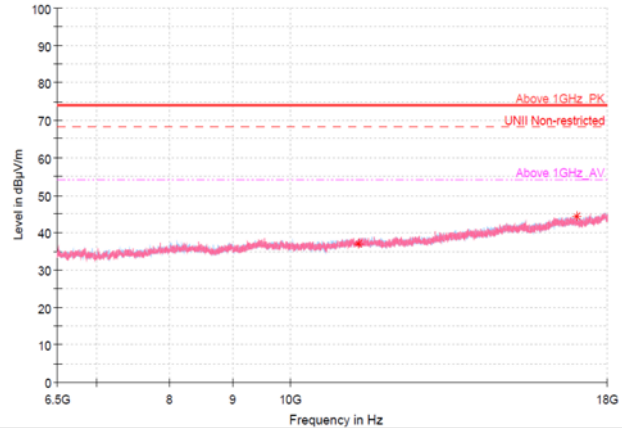


RSE_MIMO_UNII-2C_802.11ax HE40_5670_26T

1 GHz - 6.5 GHz



6.5 GHz - 18 GHz



Frequency [MHz]	Peak Reading Value [dBµV/m]	Peak Result [dBµV/m]	AVG Reading Value [dBµV/m]	AVG Result [dBµV/m]	Height [cm]	Pol [H/V]	Azimuth [deg]	Correction Factor [dB/m]	Peak Margin [dBµV/m]	Peak Limit [dBµV/m]	AVG Margin [dBµV/m]	AVG Limit [dBµV/m]
5 652.54	92.03	110.63	-	-	100	H	198	18.60	-	74.00	-	-
5 669.96	59.58	78.18	-	-	300	H	287	18.60	-	74.00	-	-
11 339.93	27.01	37.11	-	-	200	H	7	10.10	36.89	74.00	-	-
17 010.48	27.41	44.21	-	-	100	H	358	16.80	29.79	74.00	-	-

Remarks

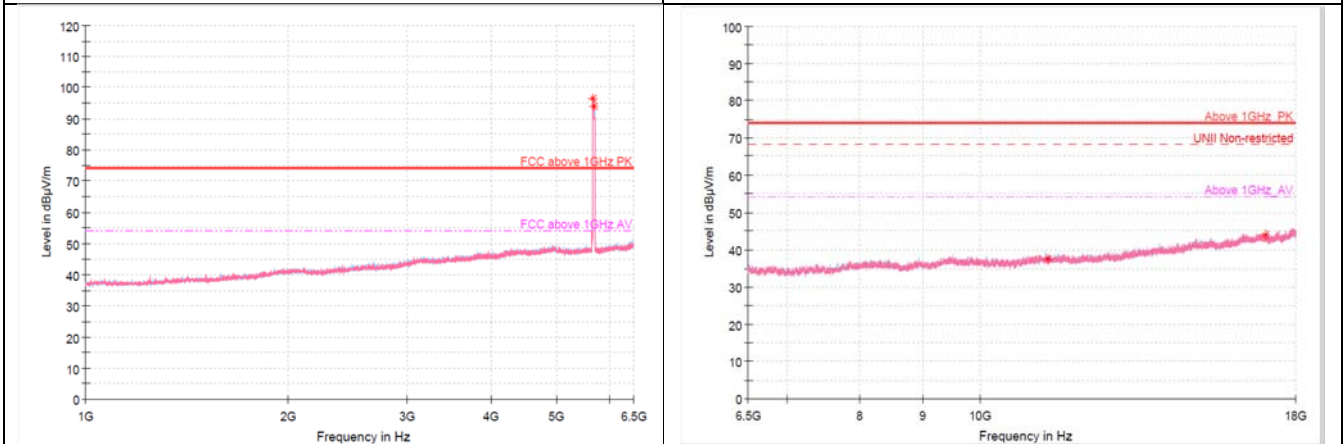
1. Peak Result(dBµV/m) = Peak Reading Value(dBµV/m) + Correction Factor(dB)
2. Average Result(dBµV/m) = Average Reading Value(dBµV/m) + DCCF + Correction Factor(dB)
3. DCCF(Duty Cycle Correction Factor) = 10 x Log(1/Duty Cycle)
4. Correction Factor(dB) = Antenna Factor(dB/m) + Cable Factor(dB) – Pre-Amplifier Factor(dB) + Distance Factor (dB)
5. Distance Factor(dB) = 20 x Log(3/4.5) [Reference Distance: 3 m, Measurement Distance: 4.5 m: 1 GHz to 6.5 GHz]
6. Margin(dB) = (Peak/Average) Result (dBµV/m) – (Peak/Average) Limit (dBµV/m)



RSE_MIMO_UNII-2C_802.11ax HE40_5670_SU

1 GHz - 6.5 GHz

6.5 GHz - 18 GHz



Frequency [MHz]	Peak Reading Value [dBµV/m]	Peak Result [dBµV/m]	AVG Reading Value [dBµV/m]	AVG Result [dBµV/m]	Height [cm]	Pol [H/V]	Azimuth [deg]	Correction Factor [dB/m]	Peak Margin [dBµV/m]	Peak Limit [dBµV/m]	AVG Margin [dBµV/m]	AVG Limit [dBµV/m]
5 662.63	78.09	96.69	-	-	300	V	172	18.60	-	74.00	-	-
5 669.96	75.41	94.01	-	-	100	H	201	18.60	-	74.00	-	-
11 340.98	27.48	37.58	-	-	200	V	178	10.10	36.42	74.00	-	-
17 010.48	27.11	43.91	-	-	300	H	354	16.80	30.09	74.00	-	-

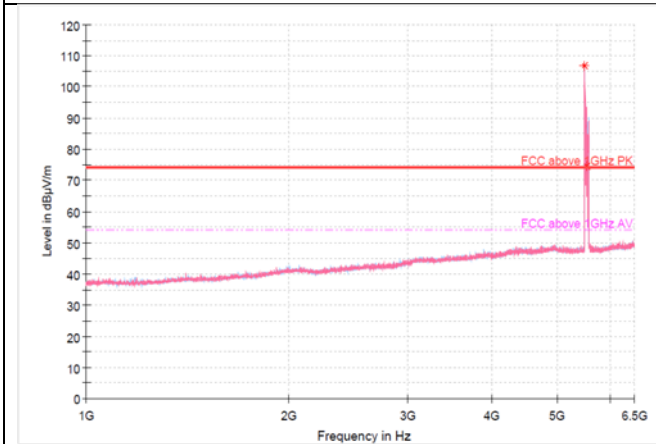
Remarks

1. Peak Result(dBµV/m) = Peak Reading Value(dBµV/m) + Correction Factor(dB)
2. Average Result(dBµV/m) = Average Reading Value(dBµV/m) + DCCF + Correction Factor(dB)
3. DCCF(Duty Cycle Correction Factor) = 10 x Log(1/Duty Cycle)
4. Correction Factor(dB) = Antenna Factor(dB/m) + Cable Factor(dB) – Pre-Amplifier Factor(dB) + Distance Factor (dB)
5. Distance Factor(dB) = 20 x Log(3/4.5) [Reference Distance: 3 m, Measurement Distance: 4.5 m: 1 GHz to 6.5 GHz]
6. Margin(dB) = (Peak/Average) Result (dBµV/m) – (Peak/Average) Limit (dBµV/m)

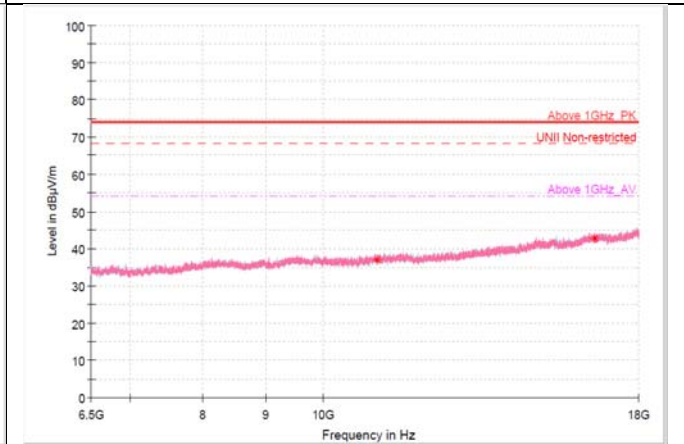


RSE_MIMO_UNII-2C_802.11ax HE80_5530_26T

1 GHz - 6.5 GHz



6.5 GHz - 18 GHz



Frequency [MHz]	Peak Reading Value [dBµV/m]	Peak Result [dBµV/m]	AVG Reading Value [dBµV/m]	AVG Result [dBµV/m]	Height [cm]	Pol [H/V]	Azimuth [deg]	Correction Factor [dB/m]	Peak Margin [dBµV/m]	Peak Limit [dBµV/m]	AVG Margin [dBµV/m]	AVG Limit [dBµV/m]
5 492.58	88.32	106.92	-	-	100	H	203	18.60	-	74.00	-	-
5 530.63	55.64	74.34	-	-	300	V	168	18.70	-	74.00	-	-
11 060.27	27.26	37.06	-	-	100	V	50	9.80	36.94	74.00	-	-
16 590.73	26.55	42.95	-	-	100	V	348	16.40	31.05	74.00	-	-

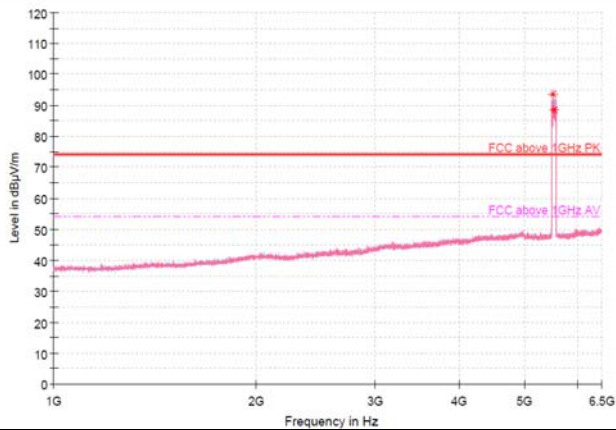
Remarks

1. Peak Result(dBµV/m) = Peak Reading Value(dBµV/m) + Correction Factor(dB)
2. Average Result(dBµV/m) = Average Reading Value(dBµV/m) + DCCF + Correction Factor(dB)
3. DCCF(Duty Cycle Correction Factor) = 10 x Log(1/Duty Cycle)
4. Correction Factor(dB) = Antenna Factor(dB/m) + Cable Factor(dB) – Pre-Amplifier Factor(dB) + Distance Factor (dB)
5. Distance Factor(dB) = 20 x Log(3/4.5) [Reference Distance: 3 m, Measurement Distance: 4.5 m: 1 GHz to 6.5 GHz]
6. Margin(dB) = (Peak/Average) Result (dBµV/m) – (Peak/Average) Limit (dBµV/m)

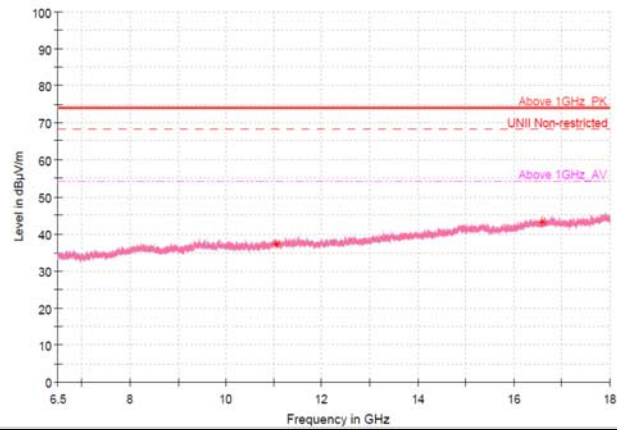


RSE_MIMO_UNII-2C_802.11ax HE80_5530_SU

1 GHz - 6.5 GHz



6.5 GHz - 18 GHz



Frequency [MHz]	Peak Reading Value [dBµV/m]	Peak Result [dBµV/m]	AVG Reading Value [dBµV/m]	AVG Result [dBµV/m]	Height [cm]	Pol [H/V]	Azimuth [deg]	Correction Factor [dB/m]	Peak Margin [dBµV/m]	Peak Limit [dBµV/m]	AVG Margin [dBµV/m]	AVG Limit [dBµV/m]
5 494.88	74.88	93.48	-	-	100	H	203	18.60	-	74.00	-	-
5 530.63	69.78	88.48	-	-	300	V	177	18.70	-	74.00	-	-
11 060.80	27.63	37.43	-	-	200	V	273	9.80	36.57	74.00	-	-
16 590.20	27.09	43.49	-	-	400	H	287	16.40	30.51	74.00	-	-

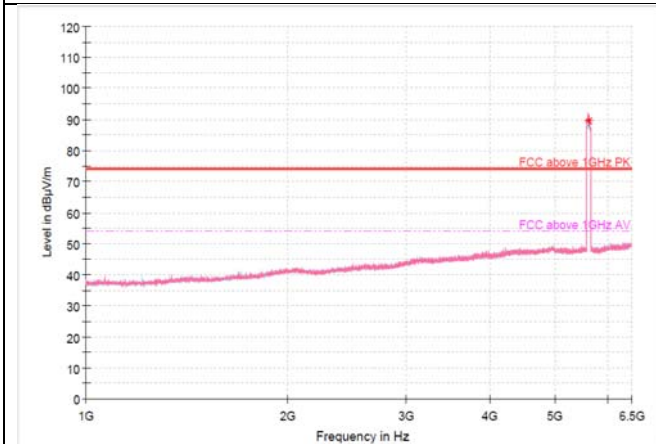
Remarks

1. Peak Result(dBµV/m) = Peak Reading Value(dBµV/m) + Correction Factor(dB)
2. Average Result(dBµV/m) = Average Reading Value(dBµV/m) + DCCF + Correction Factor(dB)
3. DCCF(Duty Cycle Correction Factor) = 10 x Log(1/Duty Cycle)
4. Correction Factor(dB) = Antenna Factor(dB/m) + Cable Factor(dB) – Pre-Amplifier Factor(dB) + Distance Factor (dB)
5. Distance Factor(dB) = 20 x Log(3/4.5) [Reference Distance: 3 m, Measurement Distance: 4.5 m: 1 GHz to 6.5 GHz]
6. Margin(dB) = (Peak/Average) Result (dBµV/m) – (Peak/Average) Limit (dBµV/m)

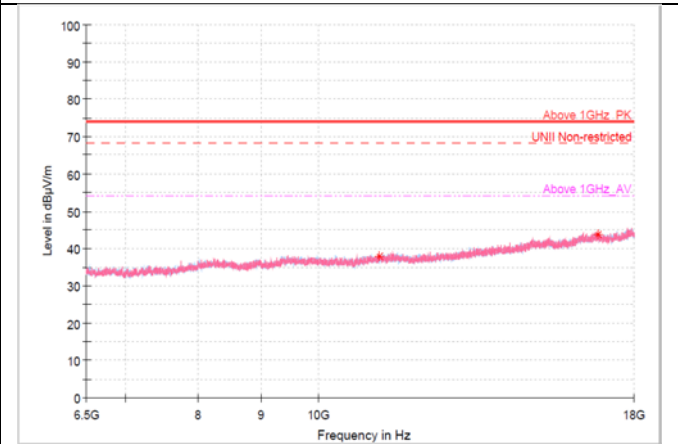


RSE_MIMO_UNII-2C_802.11ax HE80_5610_26T

1 GHz - 6.5 GHz



6.5 GHz - 18 GHz



Frequency [MHz]	Peak Reading Value [dBµV/m]	Peak Result [dBµV/m]	AVG Reading Value [dBµV/m]	AVG Result [dBµV/m]	Height [cm]	Pol [H/V]	Azimuth [deg]	Correction Factor [dB/m]	Peak Margin [dBµV/m]	Peak Limit [dBµV/m]	AVG Margin [dBµV/m]	AVG Limit [dBµV/m]
5 610.38	70.72	89.42	-	-	300	V	162	18.70	-15.42	74.00	-	-
11 220.23	28.01	38.01	-	-	100	H	0	10.00	35.99	74.00	-	-
16 830.66	26.88	43.78	-	-	100	H	90	16.90	30.22	74.00	-	-

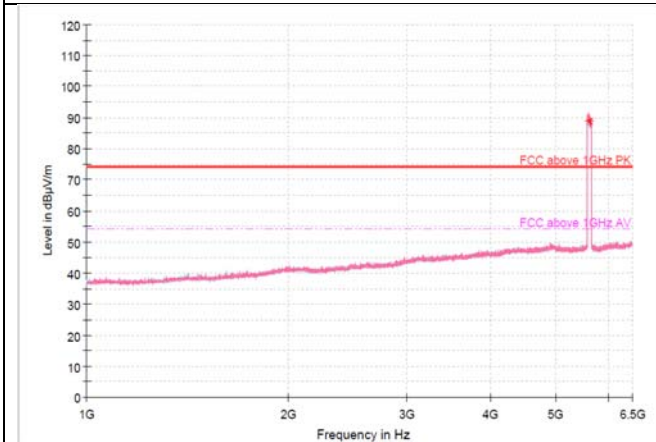
Remarks

1. Peak Result(dBµV/m) = Peak Reading Value(dBµV/m) + Correction Factor(dB)
2. Average Result(dBµV/m) = Average Reading Value(dBµV/m) + DCCF + Correction Factor(dB)
3. DCCF(Duty Cycle Correction Factor) = 10 x Log(1/Duty Cycle)
4. Correction Factor(dB) = Antenna Factor(dB/m) + Cable Factor(dB) – Pre-Amplifier Factor(dB) + Distance Factor (dB)
5. Distance Factor(dB) = 20 x Log(3/4.5) [Reference Distance: 3 m, Measurement Distance: 4.5 m: 1 GHz to 6.5 GHz]
6. Margin(dB) = (Peak/Average) Result (dBµV/m) – (Peak/Average) Limit (dBµV/m)

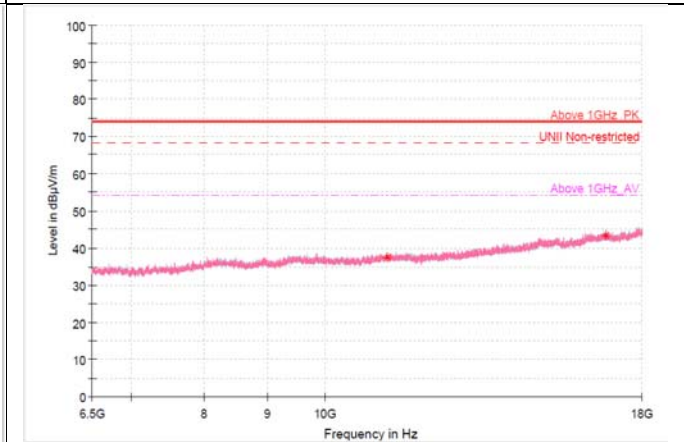


RSE_MIMO_UNII-2C_802.11ax HE80_5610_SU

1 GHz - 6.5 GHz



6.5 GHz - 18 GHz



Frequency [MHz]	Peak Reading Value [dBµV/m]	Peak Result [dBµV/m]	AVG Reading Value [dBµV/m]	AVG Result [dBµV/m]	Height [cm]	Pol [H/V]	Azimuth [deg]	Correction Factor [dB/m]	Peak Margin [dBµV/m]	Peak Limit [dBµV/m]	AVG Margin [dBµV/m]	AVG Limit [dBµV/m]
5 609.92	70.17	88.87	-	-	300	V	163	18.70	-	74.00	-	-
11 220.75	27.49	37.49	-	-	200	V	331	10.00	36.51	74.00	-	-
16 830.66	26.56	43.46	-	-	300	H	212	16.90	30.54	74.00	-	-

Remarks

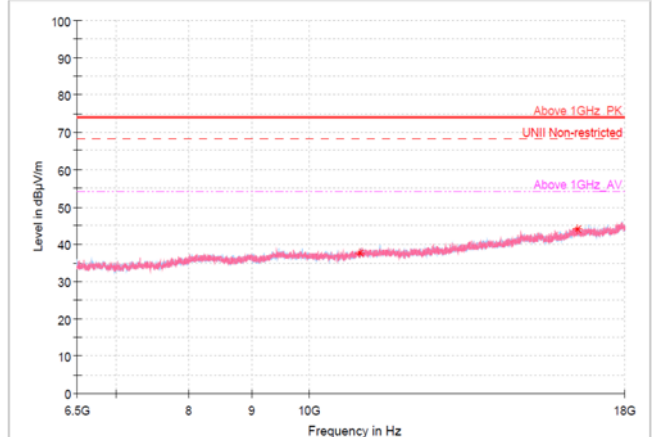
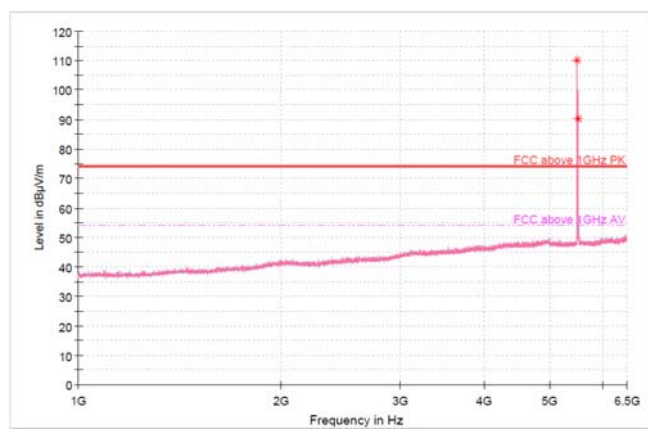
1. Peak Result(dBµV/m) = Peak Reading Value(dBµV/m) + Correction Factor(dB)
2. Average Result(dBµV/m) = Average Reading Value(dBµV/m) + DCCF + Correction Factor(dB)
3. DCCF(Duty Cycle Correction Factor) = 10 x Log(1/Duty Cycle)
4. Correction Factor(dB) = Antenna Factor(dB/m) + Cable Factor(dB) – Pre-Amplifier Factor(dB) + Distance Factor (dB)
5. Distance Factor(dB) = 20 x Log(3/4.5) [Reference Distance: 3 m, Measurement Distance: 4.5 m: 1 GHz to 6.5 GHz]
6. Margin(dB) = (Peak/Average) Result (dBµV/m) – (Peak/Average) Limit (dBµV/m)



RSE_SISO_ANT1_UNII-2C_802.11ax HE20_5500_26T

1 GHz - 6.5 GHz

6.5 GHz - 18 GHz



Frequency [MHz]	Peak Reading Value [dBµV/m]	Peak Result [dBµV/m]	AVG Reading Value [dBµV/m]	AVG Result [dBµV/m]	Height [cm]	Pol [H/V]	Azimuth [deg]	Correction Factor [dB/m]	Peak Margin [dBµV/m]	Peak Limit [dBµV/m]	AVG Margin [dBµV/m]	AVG Limit [dBµV/m]
5 491.67	91.51	110.01	-	-	100	H	200	18.50	-	74.00	-	-
5 499.92	71.49	90.09	-	-	300	H	0	18.60	-	74.00	-	-
11 000.68	27.77	37.57	-	-	400	H	113	9.80	36.43	74.00	-	-
16 498.73	27.41	44.11	-	-	100	H	341	16.70	29.89	74.00	-	-

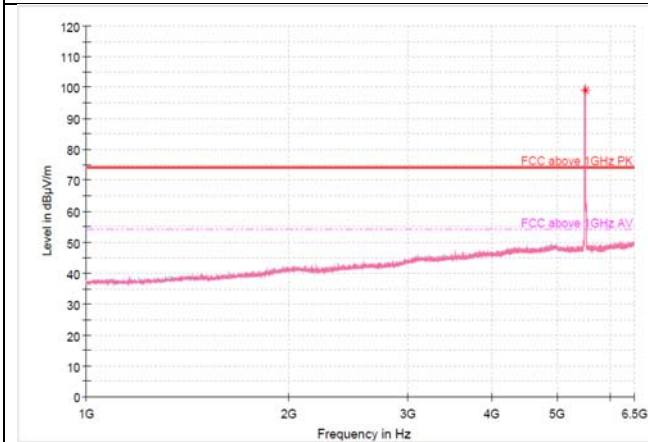
Remarks

1. Peak Result(dBµV/m) = Peak Reading Value(dBµV/m) + Correction Factor(dB)
2. Average Result(dBµV/m) = Average Reading Value(dBµV/m) + DCCF + Correction Factor(dB)
3. DCCF(Duty Cycle Correction Factor) = 10 x Log(1/Duty Cycle)
4. Correction Factor(dB) = Antenna Factor(dB/m) + Cable Factor(dB) – Pre-Amplifier Factor(dB) + Distance Factor (dB)
5. Distance Factor(dB) = 20 x Log(3/4.5) [Reference Distance: 3 m, Measurement Distance: 4.5 m: 1 GHz to 6.5 GHz]
6. Margin(dB) = (Peak/Average) Result (dBµV/m) – (Peak/Average) Limit (dBµV/m)

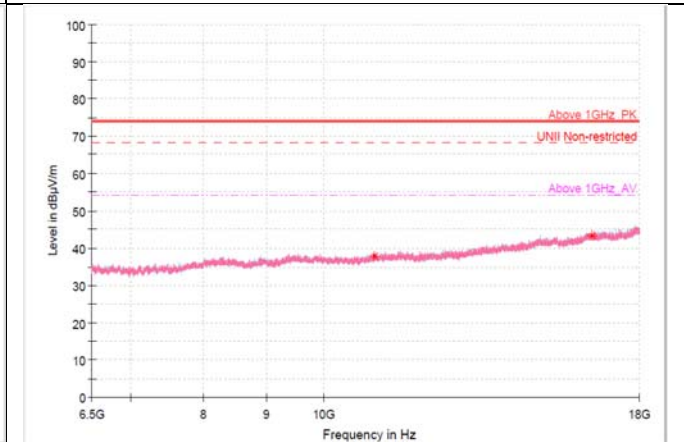


RSE_SISO_ANT1_UNII-2C_802.11ax HE20_5500_SU

1 GHz - 6.5 GHz



6.5 GHz - 18 GHz



Frequency [MHz]	Peak Reading Value [dBµV/m]	Peak Result [dBµV/m]	AVG Reading Value [dBµV/m]	AVG Result [dBµV/m]	Height [cm]	Pol [H/V]	Azimuth [deg]	Correction Factor [dB/m]	Peak Margin [dBµV/m]	Peak Limit [dBµV/m]	AVG Margin [dBµV/m]	AVG Limit [dBµV/m]
5 499.92	80.50	99.10	-	-	100	H	198	18.60	-	74.00	-	-
11 000.16	28.01	37.81	-	-	400	H	326	9.80	36.19	74.00	-	-
16 499.77	26.59	43.29	-	-	400	V	0	16.70	30.71	74.00	-	-

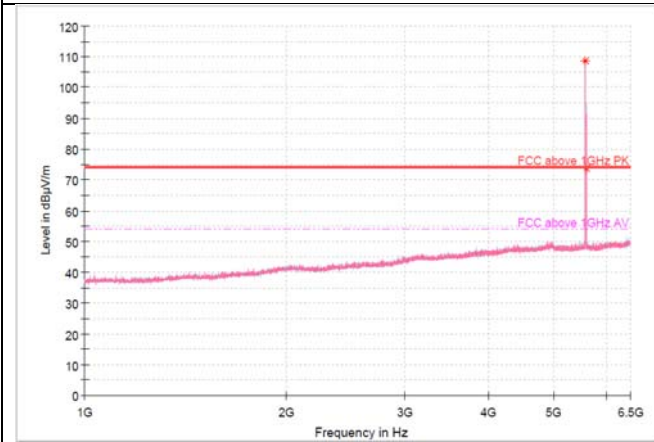
Remarks

1. Peak Result(dBµV/m) = Peak Reading Value(dBµV/m) + Correction Factor(dB)
2. Average Result(dBµV/m) = Average Reading Value(dBµV/m) + DCCF + Correction Factor(dB)
3. DCCF(Duty Cycle Correction Factor) = 10 x Log(1/Duty Cycle)
4. Correction Factor(dB) = Antenna Factor(dB/m) + Cable Factor(dB) – Pre-Amplifier Factor(dB) + Distance Factor (dB)
5. Distance Factor(dB) = 20 x Log(3/4.5) [Reference Distance: 3 m, Measurement Distance: 4.5 m: 1 GHz to 6.5 GHz]
6. Margin(dB) = (Peak/Average) Result (dBµV/m) – (Peak/Average) Limit (dBµV/m)

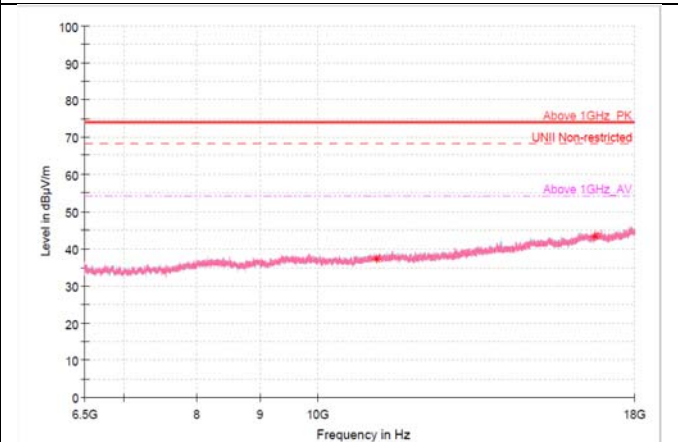


RSE_SISO_ANT1_UNII-2C_802.11ax HE20_5580_26T

1 GHz - 6.5 GHz



6.5 GHz - 18 GHz



Frequency [MHz]	Peak Reading Value [dBµV/m]	Peak Result [dBµV/m]	AVG Reading Value [dBµV/m]	AVG Result [dBµV/m]	Height [cm]	Pol [H/V]	Azimuth [deg]	Correction Factor [dB/m]	Peak Margin [dBµV/m]	Peak Limit [dBµV/m]	AVG Margin [dBµV/m]	AVG Limit [dBµV/m]
5 572.33	89.76	108.46	-	-	300	V	156	18.70	-	74.00	-	-
5 580.13	54.92	73.62	-	-	400	H	349	18.70	-	74.00	-	-
11 160.11	27.39	37.39	-	-	200	V	274	10.00	36.61	74.00	-	-
16 740.23	26.86	43.56	-	-	400	H	107	16.70	30.44	74.00	-	-

Remarks

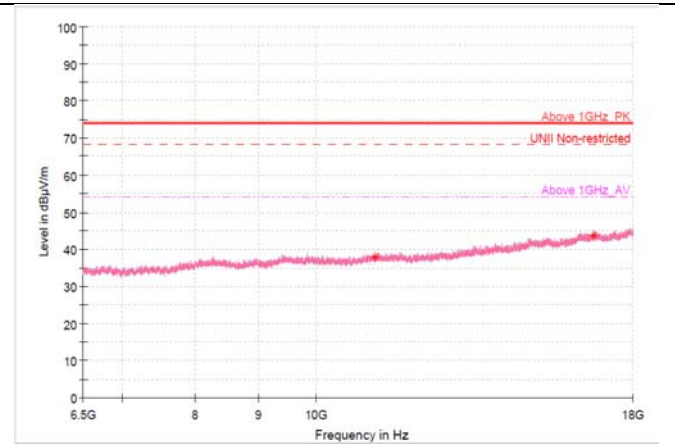
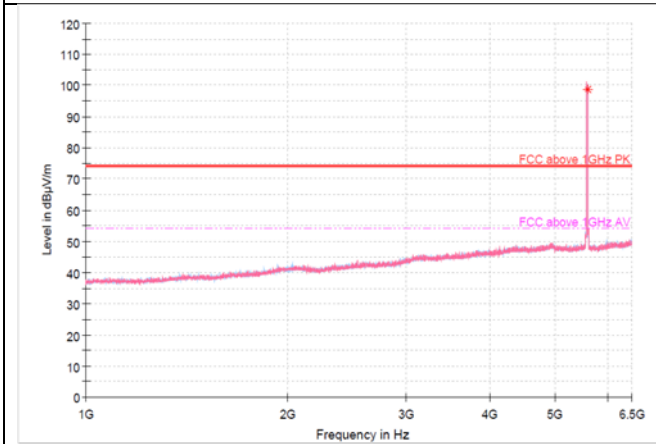
1. Peak Result(dBµV/m) = Peak Reading Value(dBµV/m) + Correction Factor(dB)
2. Average Result(dBµV/m) = Average Reading Value(dBµV/m) + DCCF + Correction Factor(dB)
3. DCCF(Duty Cycle Correction Factor) = 10 x Log(1/Duty Cycle)
4. Correction Factor(dB) = Antenna Factor(dB/m) + Cable Factor(dB) – Pre-Amplifier Factor(dB) + Distance Factor (dB)
5. Distance Factor(dB) = 20 x Log(3/4.5) [Reference Distance: 3 m, Measurement Distance: 4.5 m: 1 GHz to 6.5 GHz]
6. Margin(dB) = (Peak/Average) Result (dBµV/m) – (Peak/Average) Limit (dBµV/m)



RSE_SISO_ANT1_UNII-2C_802.11ax HE20_5580_SU

1 GHz - 6.5 GHz

6.5 GHz - 18 GHz



Frequency [MHz]	Peak Reading Value [dBµV/m]	Peak Result [dBµV/m]	AVG Reading Value [dBµV/m]	AVG Result [dBµV/m]	Height [cm]	Pol [H/V]	Azimuth [deg]	Correction Factor [dB/m]	Peak Margin [dBµV/m]	Peak Limit [dBµV/m]	AVG Margin [dBµV/m]	AVG Limit [dBµV/m]
5 580.13	79.95	98.65	-	-	300	V	159	18.70	-	74.00	-	-
11 160.64	27.83	37.83	-	-	100	V	247	10.00	36.17	74.00	-	-
16 739.70	27.00	43.70	-	-	400	V	72	16.70	30.30	74.00	-	-

Remarks

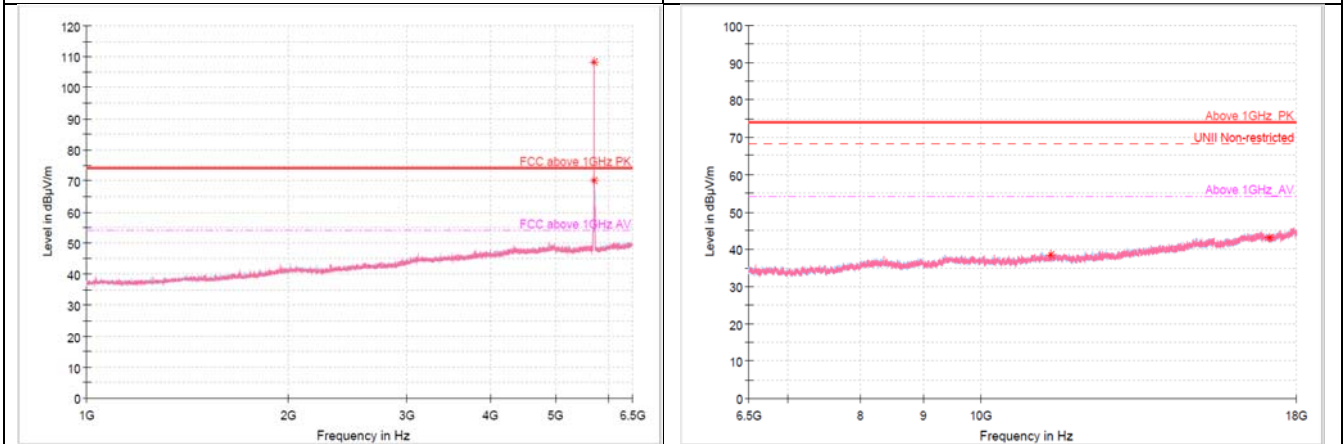
1. Peak Result(dBµV/m) = Peak Reading Value(dBµV/m) + Correction Factor(dB)
2. Average Result(dBµV/m) = Average Reading Value(dBµV/m) + DCCF + Correction Factor(dB)
3. DCCF(Duty Cycle Correction Factor) = 10 x Log(1/Duty Cycle)
4. Correction Factor(dB) = Antenna Factor(dB/m) + Cable Factor(dB) – Pre-Amplifier Factor(dB) + Distance Factor (dB)
5. Distance Factor(dB) = 20 x Log(3/4.5) [Reference Distance: 3 m, Measurement Distance: 4.5 m: 1 GHz to 6.5 GHz]
6. Margin(dB) = (Peak/Average) Result (dBµV/m) – (Peak/Average) Limit (dBµV/m)



RSE_SISO_ANT1_UNII-2C_802.11ax HE20_5700_26T

1 GHz - 6.5 GHz

6.5 GHz - 18 GHz



Frequency [MHz]	Peak Reading Value [dBµV/m]	Peak Result [dBµV/m]	AVG Reading Value [dBµV/m]	AVG Result [dBµV/m]	Height [cm]	Pol [H/V]	Azimuth [deg]	Correction Factor [dB/m]	Peak Margin [dBµV/m]	Peak Limit [dBµV/m]	AVG Margin [dBµV/m]	AVG Limit [dBµV/m]
5 692.42	89.50	108.10	-	-	100	H	198	18.60	-	74.00	-	-
5 699.75	51.61	70.21	-	-	300	V	165	18.60	-	74.00	-	-
11 401.09	28.42	38.62	-	-	100	V	45	10.20	35.38	74.00	-	-
17 100.39	26.68	43.18	-	-	200	V	338	16.50	30.82	74.00	-	-

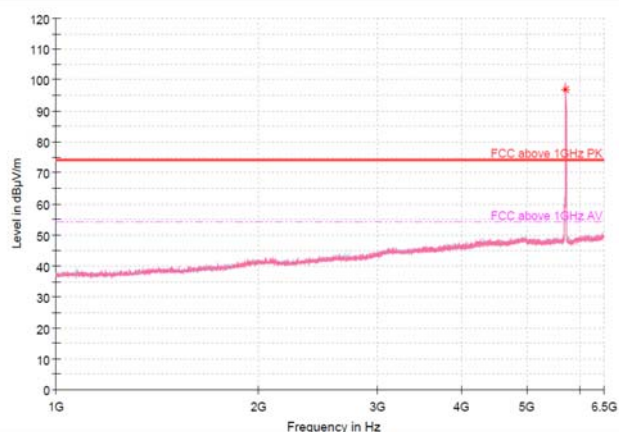
Remarks

1. Peak Result(dBµV/m) = Peak Reading Value(dBµV/m) + Correction Factor(dB)
2. Average Result(dBµV/m) = Average Reading Value(dBµV/m) + DCCF + Correction Factor(dB)
3. DCCF(Duty Cycle Correction Factor) = 10 x Log(1/Duty Cycle)
4. Correction Factor(dB) = Antenna Factor(dB/m) + Cable Factor(dB) – Pre-Amplifier Factor(dB) + Distance Factor (dB)
5. Distance Factor(dB) = 20 x Log(3/4.5) [Reference Distance: 3 m, Measurement Distance: 4.5 m: 1 GHz to 6.5 GHz]
6. Margin(dB) = (Peak/Average) Result (dBµV/m) – (Peak/Average) Limit (dBµV/m)

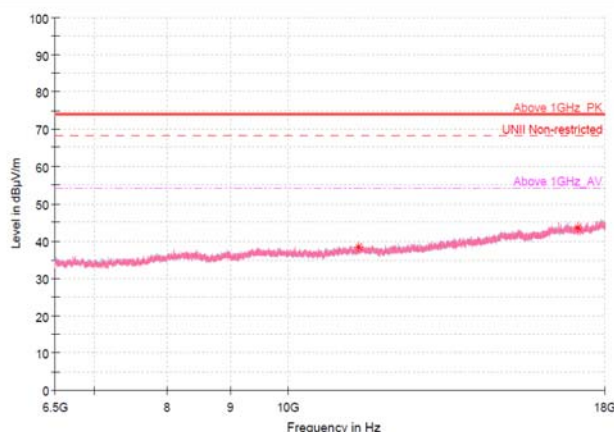


RSE_SISO_ANT1_UNII-2C_802.11ax HE20_5700_SU

1 GHz - 6.5 GHz



6.5 GHz - 18 GHz



Frequency [MHz]	Peak Reading Value [dBµV/m]	Peak Result [dBµV/m]	AVG Reading Value [dBµV/m]	AVG Result [dBµV/m]	Height [cm]	Pol [H/V]	Azimuth [deg]	Correction Factor [dB/m]	Peak Margin [dBµV/m]	Peak Limit [dBµV/m]	AVG Margin [dBµV/m]	AVG Limit [dBµV/m]
5 700.21	78.45	97.05	-	-	300	V	174	18.60	-	74.00	-	-
11 401.09	28.25	38.45	-	-	100	V	100	10.20	35.55	74.00	-	-
17 104.57	27.12	43.62	-	-	200	V	222	16.50	30.38	74.00	-	-

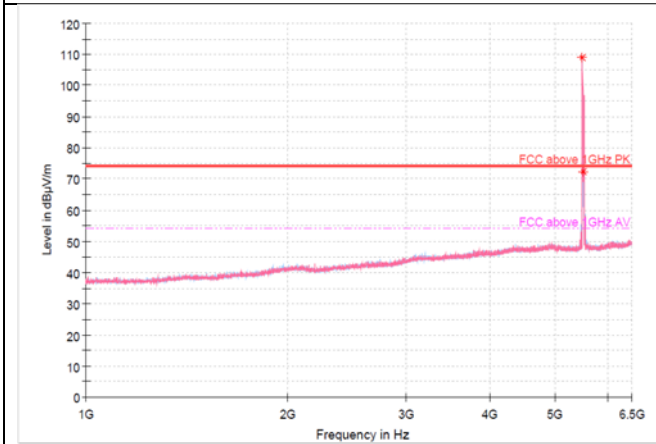
Remarks

1. Peak Result(dBµV/m) = Peak Reading Value(dBµV/m) + Correction Factor(dB)
2. Average Result(dBµV/m) = Average Reading Value(dBµV/m) + DCCF + Correction Factor(dB)
3. DCCF(Duty Cycle Correction Factor) = 10 x Log(1/Duty Cycle)
4. Correction Factor(dB) = Antenna Factor(dB/m) + Cable Factor(dB) – Pre-Amplifier Factor(dB) + Distance Factor (dB)
5. Distance Factor(dB) = 20 x Log(3/4.5) [Reference Distance: 3 m, Measurement Distance: 4.5 m: 1 GHz to 6.5 GHz]
6. Margin(dB) = (Peak/Average) Result (dBµV/m) – (Peak/Average) Limit (dBµV/m)

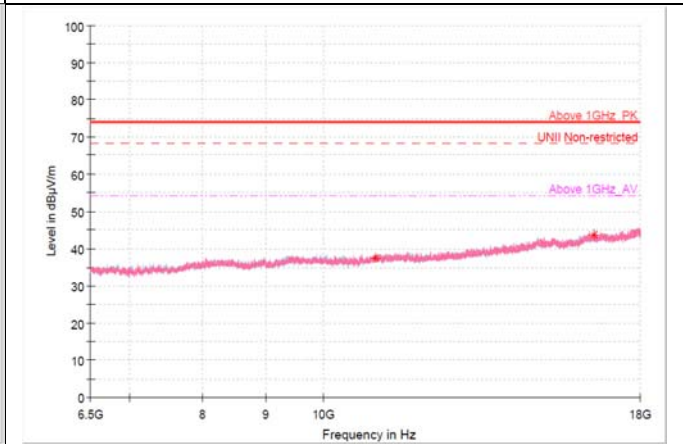


RSE_SISO_ANT1_UNII-2C_802.11ax HE40_5510_26T

1 GHz - 6.5 GHz



6.5 GHz - 18 GHz



Frequency [MHz]	Peak Reading Value [dBµV/m]	Peak Result [dBµV/m]	AVG Reading Value [dBµV/m]	AVG Result [dBµV/m]	Height [cm]	Pol [H/V]	Azimuth [deg]	Correction Factor [dB/m]	Peak Margin [dBµV/m]	Peak Limit [dBµV/m]	AVG Margin [dBµV/m]	AVG Limit [dBµV/m]
5 492.58	90.46	109.06	-	-	300	V	174	18.60	-	74.00	-	-
5 510.00	53.61	72.21	-	-	300	V	174	18.60	-	74.00	-	-
11 020.55	27.71	37.51	-	-	100	V	0	9.80	36.49	74.00	-	-
16 530.61	27.11	43.71	-	-	300	V	186	16.60	30.29	74.00	-	-

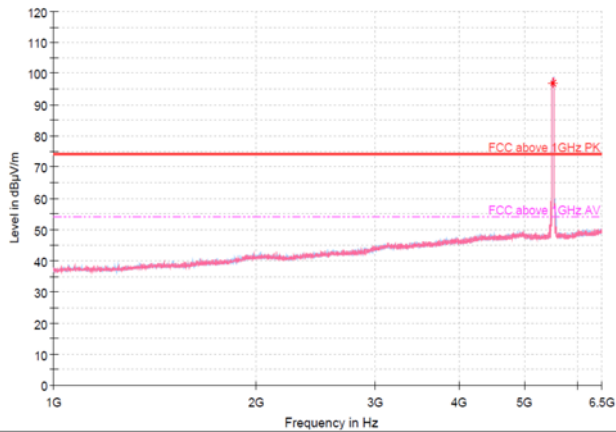
Remarks

1. Peak Result(dBµV/m) = Peak Reading Value(dBµV/m) + Correction Factor(dB)
2. Average Result(dBµV/m) = Average Reading Value(dBµV/m) + DCCF + Correction Factor(dB)
3. DCCF(Duty Cycle Correction Factor) = 10 x Log(1/Duty Cycle)
4. Correction Factor(dB) = Antenna Factor(dB/m) + Cable Factor(dB) – Pre-Amplifier Factor(dB) + Distance Factor (dB)
5. Distance Factor(dB) = 20 x Log(3/4.5) [Reference Distance: 3 m, Measurement Distance: 4.5 m: 1 GHz to 6.5 GHz]
6. Margin(dB) = (Peak/Average) Result (dBµV/m) – (Peak/Average) Limit (dBµV/m)

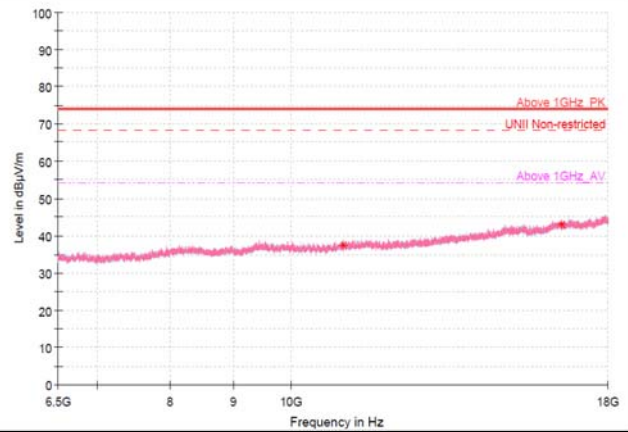


RSE_SISO_ANT1_UNII-2C_802.11ax HE40_5510_SU

1 GHz - 6.5 GHz



6.5 GHz - 18 GHz



Frequency [MHz]	Peak Reading Value [dBµV/m]	Peak Result [dBµV/m]	AVG Reading Value [dBµV/m]	AVG Result [dBµV/m]	Height [cm]	Pol [H/V]	Azimuth [deg]	Correction Factor [dB/m]	Peak Margin [dBµV/m]	Peak Limit [dBµV/m]	AVG Margin [dBµV/m]	AVG Limit [dBµV/m]
5 510.00	78.16	96.76	-	-	300	V	174	18.60	-	74.00	-	-
11 021.07	27.96	37.76	-	-	100	H	275	9.80	36.24	74.00	-	-
16 530.61	26.47	43.07	-	-	300	V	181	16.60	30.93	74.00	-	-

Remarks

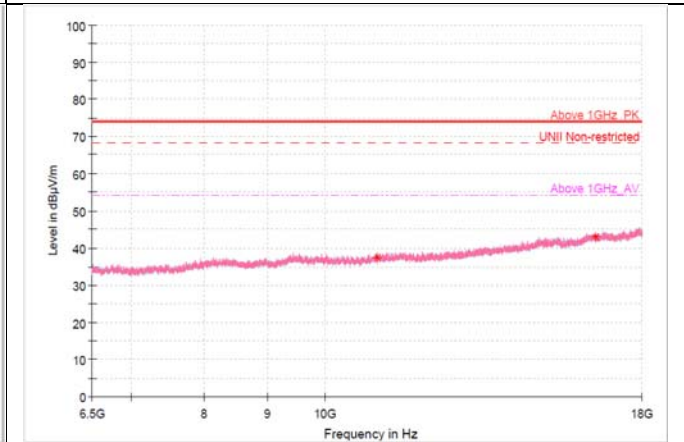
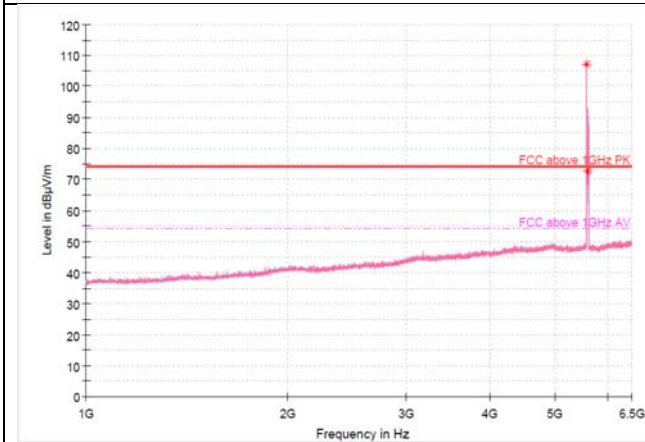
1. Peak Result(dBµV/m) = Peak Reading Value(dBµV/m) + Correction Factor(dB)
2. Average Result(dBµV/m) = Average Reading Value(dBµV/m) + DCCF + Correction Factor(dB)
3. DCCF(Duty Cycle Correction Factor) = 10 x Log(1/Duty Cycle)
4. Correction Factor(dB) = Antenna Factor(dB/m) + Cable Factor(dB) – Pre-Amplifier Factor(dB) + Distance Factor (dB)
5. Distance Factor(dB) = 20 x Log(3/4.5) [Reference Distance: 3 m, Measurement Distance: 4.5 m: 1 GHz to 6.5 GHz]
6. Margin(dB) = (Peak/Average) Result (dBµV/m) – (Peak/Average) Limit (dBµV/m)



RSE_SISO_ANT1_UNII-2C_802.11ax HE40_5590_26T

1 GHz - 6.5 GHz

6.5 GHz - 18 GHz

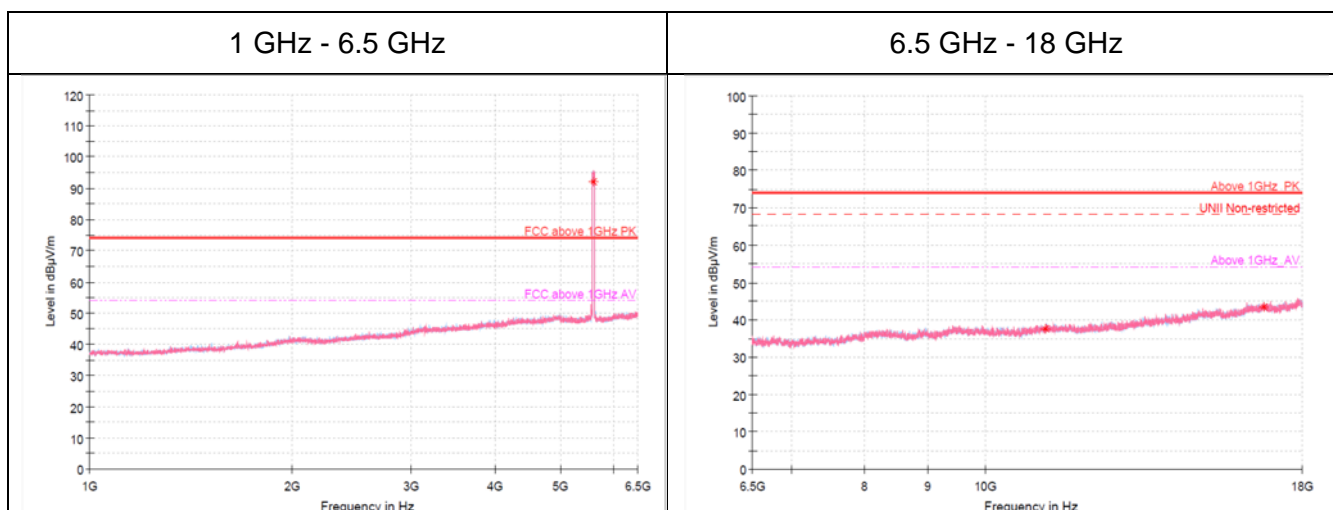


Frequency [MHz]	Peak Reading Value [dBµV/m]	Peak Result [dBµV/m]	AVG Reading Value [dBµV/m]	AVG Result [dBµV/m]	Height [cm]	Pol [H/V]	Azimuth [deg]	Correction Factor [dB/m]	Peak Margin [dBµV/m]	Peak Limit [dBµV/m]	AVG Margin [dBµV/m]	AVG Limit [dBµV/m]
5 572.33	88.34	107.04	-	-	300	V	160	18.70	-	74.00	-	-
5 590.21	53.85	72.55	-	-	200	H	64	18.70	-	74.00	-	-
11 180.50	27.92	37.92	-	-	100	H	353	10.00	36.08	74.00	-	-
16 770.02	27.09	43.79	-	-	200	V	125	16.70	30.21	74.00	-	-

Remarks

1. Peak Result(dBµV/m) = Peak Reading Value(dBµV/m) + Correction Factor(dB)
2. Average Result(dBµV/m) = Average Reading Value(dBµV/m) + DCCF + Correction Factor(dB)
3. DCCF(Duty Cycle Correction Factor) = 10 x Log(1/Duty Cycle)
4. Correction Factor(dB) = Antenna Factor(dB/m) + Cable Factor(dB) – Pre-Amplifier Factor(dB) + Distance Factor (dB)
5. Distance Factor(dB) = 20 x Log(3/4.5) [Reference Distance: 3 m, Measurement Distance: 4.5 m]
6. Margin(dB) = (Peak/Average) Result (dBµV/m) – (Peak/Average) Limit (dBµV/m)

RSE_SISO_ANT1_UNII-2C_802.11ax HE40_5590_SU



Frequency [MHz]	Peak Reading Value [dBµV/m]	Peak Result [dBµV/m]	AVG Reading Value [dBµV/m]	AVG Result [dBµV/m]	Height [cm]	Pol [H/V]	Azimuth [deg]	Correction Factor [dB/m]	Peak Margin [dBµV/m]	Peak Limit [dBµV/m]	AVG Margin [dBµV/m]	AVG Limit [dBµV/m]
5 590.21	73.50	92.20	-	-	200	H	193	18.70	-	74.00	-	-
11 179.45	27.74	37.74	-	-	200	V	353	10.00	36.26	74.00	-	-
16 768.98	27.17	43.87	-	-	100	H	228	16.70	30.13	74.00	-	-

Remarks

1. Peak Result(dBµV/m) = Peak Reading Value(dBµV/m) + Correction Factor(dB)
2. Average Result(dBµV/m) = Average Reading Value(dBµV/m) + DCCF + Correction Factor(dB)
3. DCCF(Duty Cycle Correction Factor) = 10 x Log(1/Duty Cycle)
4. Correction Factor(dB) = Antenna Factor(dB/m) + Cable Factor(dB) – Pre-Amplifier Factor(dB) + Distance Factor (dB)
5. Distance Factor(dB) = 20 x Log(3/4.5) [Reference Distance: 3 m, Measurement Distance: 4.5 m]
6. Margin(dB) = (Peak/Average) Result (dBµV/m) – (Peak/Average) Limit (dBµV/m)