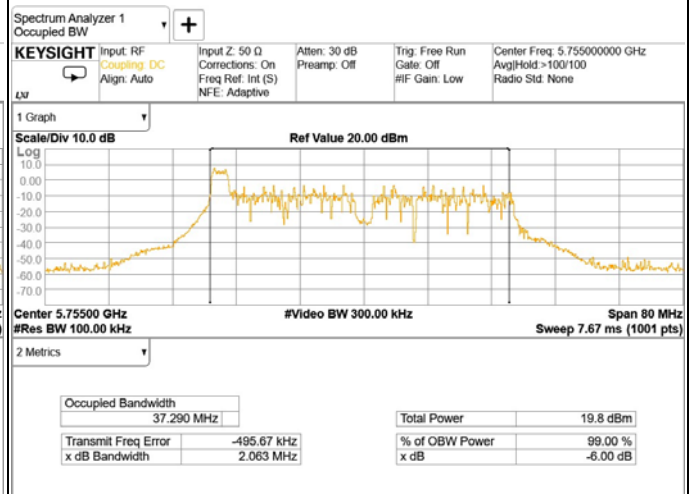
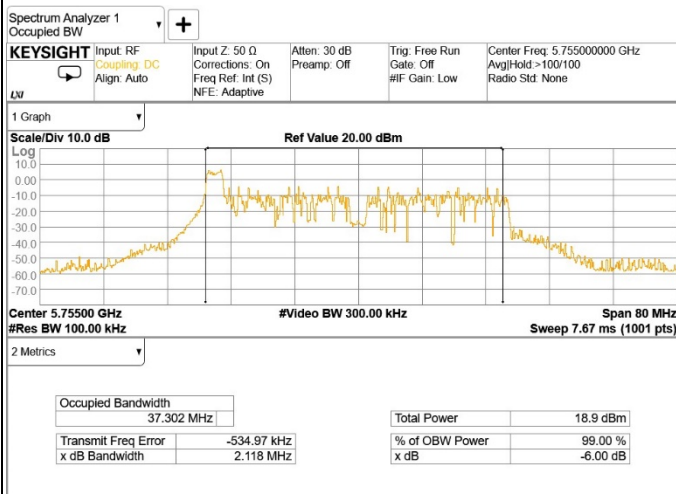


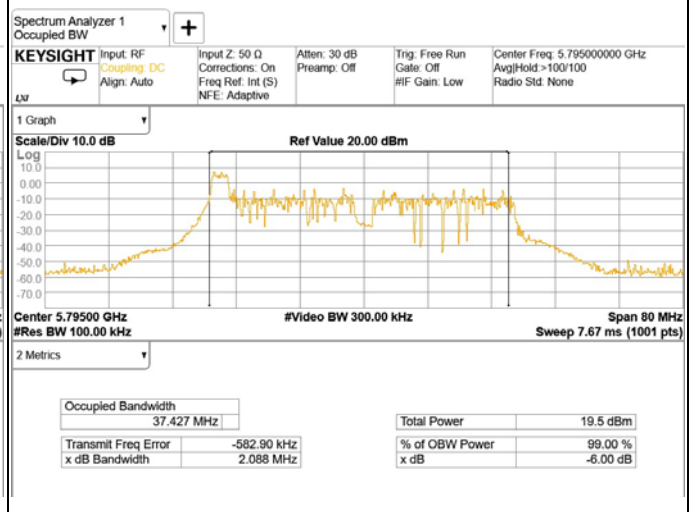
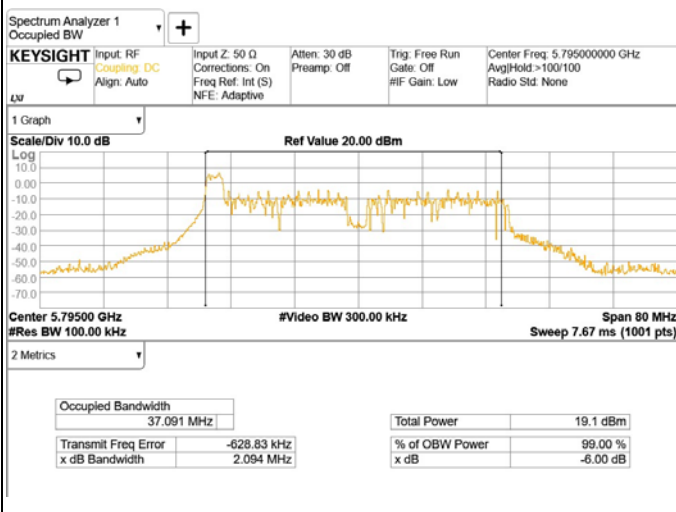


Band	UNII-3
Mode	HE40
RB Offset	0
ANT1	ANT2

5755 MHz



5795 MHz





Band		UNII-3																									
Mode		HE80																									
RB Offset		0																									
ANT1		ANT2																									
5775 MHz																											
<p>Spectrum Analyzer 1 Occupied BW</p> <p>KEYSIGHT Input: RF Coupling: DC Align: Auto</p> <p>Input Z: 50 Ω Corrections: On Freq Ref: Int (S) NFE: Adaptive</p> <p>Atten: 30 dB Preamp: Off</p> <p>Trig: Free Run Gate: Off #IF Gain: Low</p> <p>Center Freq: 5.77500000 GHz Avg/Hold: >100/100 Radio Std: None</p> <p>1 Graph</p> <p>Scale/Div 10.0 dB</p> <p>Log</p> <p>Center 5.77500 GHz #Res BW 100.00 kHz #Video BW 300.00 kHz Span 160 MHz Sweep 15.3 ms (1001 pts)</p> <p>2 Metrics</p> <table border="1"> <tr> <td>Occupied Bandwidth</td> <td>76.149 MHz</td> <td>Total Power</td> <td>18.9 dBm</td> </tr> <tr> <td>Transmit Freq Error</td> <td>-1.1844 MHz</td> <td>% of OBW Power</td> <td>99.00 %</td> </tr> <tr> <td>x dB Bandwidth</td> <td>2.264 MHz</td> <td>x dB</td> <td>-6.00 dB</td> </tr> </table>		Occupied Bandwidth	76.149 MHz	Total Power	18.9 dBm	Transmit Freq Error	-1.1844 MHz	% of OBW Power	99.00 %	x dB Bandwidth	2.264 MHz	x dB	-6.00 dB	<p>Spectrum Analyzer 1 Occupied BW</p> <p>KEYSIGHT Input: RF Coupling: DC Align: Auto</p> <p>Input Z: 50 Ω Corrections: On Freq Ref: Int (S) NFE: Adaptive</p> <p>Atten: 30 dB Preamp: Off</p> <p>Trig: Free Run Gate: Off #IF Gain: Low</p> <p>Center Freq: 5.77500000 GHz Avg/Hold: >100/100 Radio Std: None</p> <p>1 Graph</p> <p>Scale/Div 10.0 dB</p> <p>Log</p> <p>Center 5.77500 GHz #Res BW 100.00 kHz #Video BW 300.00 kHz Span 160 MHz Sweep 15.3 ms (1001 pts)</p> <p>2 Metrics</p> <table border="1"> <tr> <td>Occupied Bandwidth</td> <td>76.911 MHz</td> <td>Total Power</td> <td>20.1 dBm</td> </tr> <tr> <td>Transmit Freq Error</td> <td>-632.13 kHz</td> <td>% of OBW Power</td> <td>99.00 %</td> </tr> <tr> <td>x dB Bandwidth</td> <td>2.269 MHz</td> <td>x dB</td> <td>-6.00 dB</td> </tr> </table>		Occupied Bandwidth	76.911 MHz	Total Power	20.1 dBm	Transmit Freq Error	-632.13 kHz	% of OBW Power	99.00 %	x dB Bandwidth	2.269 MHz	x dB	-6.00 dB
Occupied Bandwidth	76.149 MHz	Total Power	18.9 dBm																								
Transmit Freq Error	-1.1844 MHz	% of OBW Power	99.00 %																								
x dB Bandwidth	2.264 MHz	x dB	-6.00 dB																								
Occupied Bandwidth	76.911 MHz	Total Power	20.1 dBm																								
Transmit Freq Error	-632.13 kHz	% of OBW Power	99.00 %																								
x dB Bandwidth	2.269 MHz	x dB	-6.00 dB																								

3.3 Maximum Conducted Output Power

3.3.1 Regulation

§15.407(a)(1)(iv) : For client devices in the 5.15-5.25 GHz band, the maximum conducted output power over the frequency band of operation shall not exceed 250 mW provided the maximum antenna gain does not exceed 6 dBi. In addition, the maximum power spectral density shall not exceed 11 dBm in any 1 megahertz band. If transmitting antennas of directional gain greater than 6 dBi are used, both the maximum conducted output power and the maximum power spectral density shall be reduced by the amount in dB that the directional gain of the antenna exceeds 6 dBi.

§15.407(a)(2) : For the 5.25-5.35 GHz and 5.47-5.725 GHz bands, the maximum conducted output power over the frequency bands of operation shall not exceed the lesser of 250 mW or 11 dBm + 10 log B, where B is the 26 dB emission bandwidth in megahertz. In addition, the maximum power spectral density shall not exceed 11 dBm in any 1 megahertz band. If transmitting antennas of directional gain greater than 6 dBi are used, both the maximum conducted output power and the maximum power spectral density shall be reduced by the amount in dB that the directional gain of the antenna exceeds 6 dBi.

§15.407(a)(3) : For the band 5.725-5.85 GHz, the maximum conducted output power over the frequency band of operation shall not exceed 1 W. In addition, the maximum power spectral density shall not exceed 30 dBm in any 500-kHz band. If transmitting antennas of directional gain greater than 6 dBi are used, both the maximum conducted output power and the maximum power spectral density shall be reduced by the amount in dB that the directional gain of the antenna exceeds 6 dBi. However, fixed point-to-point U-NII devices operating in this band may employ transmitting antennas with directional gain greater than 6 dBi without any corresponding reduction in transmitter conducted power. Fixed, point-to-point operations exclude the use of point-to-multipoint systems, omnidirectional applications, and multiple collocated transmitters transmitting the same information. The operator of the U-NII device, or if the equipment is professionally installed, the installer, is responsible for ensuring that systems employing high gain directional antennas are used exclusively for fixed, point-to-point operations.

3.3.2 Test Procedure

Method PM is Measurement using an RF average power meter. The procedure for this method is as follows:

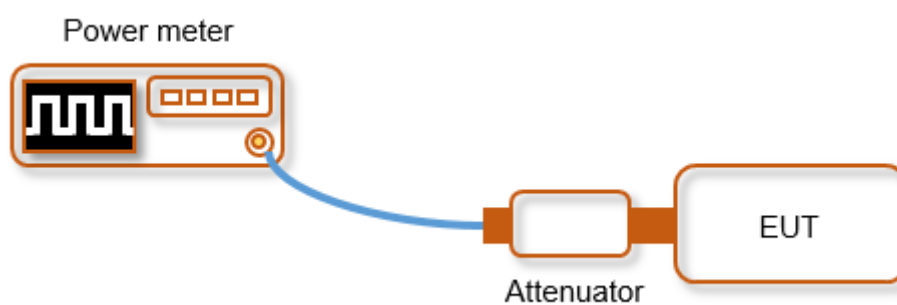
- a) Measurements may be performed using a wideband RF power meter with a thermocouple detector or equivalent if all of the following conditions are satisfied:
 - 1) The EUT is configured to transmit continuously, or to transmit with a constant duty cycle.
 - 2) At all times when the EUT is transmitting, it shall be transmitting at its maximum power control level.
 - 3) The integration period of the power meter exceeds the repetition period of the transmitted signal by at least a factor of five.
- b) If the transmitter does not transmit continuously, measure the duty cycle D of the transmitter output signal as described in 12.2.
- c) Measure the average power of the transmitter. This measurement is an average over both the ON and OFF periods of the transmitter.

- d) Adjust the measurement in dBm by adding $[10 \log (1 / D)]$, where D is the duty cycle {e.g., $[10 \log (1 / 0.25)]$, if the duty cycle is 25%}.

3.3.3 Deviation from Test Standard

No deviation.

3.3.4 Test Setup



[Average Power Measurement]

3.3.5 Test Result

[Antenna Gain]

Frequency Range [MHz]	Antenna Gain [dBi]		Correlated Chains Directional Gain [dBi]
	ANT1	ANT2	
U-NII 1 5 150 - 5 250	-8.45	-8.84	-5.63
U-NII 2A 5 250 - 5 350	-6.15	-8.46	-4.14
U-NII 2C 5 470 - 5 725	-6.05	-8.57	-4.12
U-NII 3 5 725 - 5 850	-8.65	-7.70	-5.14

[Test Result of Maximum Power]

SISO Mode

Band	Test Mode	Channel	Frequency [MHz]	Min 26 dB BW [MHz]	Dir. Gain [dBi]	Power Limit [dBm]	PPSD Limit [dBm/MHz]
U-NII-1	802.11ax HE20	Lowest	5 180	18.29	-5.63	23.62	11.00
		Middle	5 220	18.23		23.61	
		Highest	5 240	18.07		23.57	
	802.11ax HE40	Lowest	5 190	38.00		23.98	
		Highest	5 230	37.88		23.98	
	802.11ax HE80	Middle	5 210	78.07		23.98	

Test Mode	Channel	Frequency [MHz]	Tones	RU offset	Measured Power [dBm]		Result [dBm]		Power Limit [dBm]
					ANT1	ANT2	ANT1	ANT2	
802.11ax HE20	Lowest	5 180	26T	0	10.20	10.13	10.20	10.13	23.62
				4	10.45	10.21	10.45	10.21	
				8	10.42	10.19	10.42	10.19	
			52T	37	10.18	10.18	10.18	10.18	
				38	10.48	10.34	10.48	10.34	
				40	10.58	10.24	10.58	10.24	
			106T	53	10.41	10.31	10.41	10.31	
				54	10.47	10.37	10.47	10.37	
			242T/SU	61	13.65	13.61	13.65	13.61	
	Middle	5 220	26T	0	10.01	10.09	10.01	10.09	23.61
				4	10.02	10.17	10.02	10.17	
				8	10.05	10.19	10.05	10.19	
			52T	37	10.03	10.17	10.03	10.17	
				38	10.22	10.29	10.22	10.29	
				40	10.21	10.14	10.21	10.14	
			106T	53	10.27	10.31	10.27	10.31	
				54	10.29	10.28	10.29	10.28	
			242T/SU	61	13.47	13.59	13.47	13.59	
	Highest	5 240	26T	0	10.06	10.31	10.06	10.31	23.57
				4	10.20	10.34	10.20	10.34	
				8	10.21	10.32	10.21	10.32	
			52T	37	10.25	10.38	10.25	10.38	
				38	10.38	10.47	10.38	10.47	
				40	10.28	10.44	10.28	10.44	
			106T	53	10.29	10.49	10.29	10.49	
				54	10.39	10.49	10.39	10.49	
			242T/SU	61	13.67	13.61	13.67	13.61	



Test Mode	Channel	Frequency [MHz]	Tones	RU offset	Measured Power [dBm]		Result [dBm]		Power Limit [dBm]
					ANT1	ANT2	ANT1	ANT2	
802.11ax HE40	Lowest	5 190	26T	0	9.91	10.19	9.91	10.19	23.98
				9	10.67	10.80	10.67	10.80	
				17	10.24	10.32	10.24	10.32	
			52T	37	10.04	10.32	10.04	10.32	
				41	10.61	10.79	10.61	10.79	
				44	10.30	10.42	10.30	10.42	
			106T	53	10.15	10.61	10.15	10.61	
				54	10.58	10.86	10.58	10.86	
				56	10.48	10.65	10.48	10.65	
			242T	61	10.38	10.66	10.38	10.66	
				62	10.58	10.71	10.58	10.71	
			484T/SU	65	11.53	11.69	11.53	11.69	
	Highest	5 230	26T	0	9.85	10.09	9.85	10.09	23.98
				9	10.50	10.53	10.50	10.53	
				17	10.25	10.13	10.25	10.13	
			52T	37	10.06	10.21	10.06	10.21	
				41	10.66	10.52	10.66	10.52	
				44	10.28	10.24	10.28	10.24	
			106T	53	10.25	10.42	10.25	10.42	
				54	10.61	10.65	10.61	10.65	
				56	10.45	10.43	10.45	10.43	
			242T	61	10.40	10.52	10.40	10.52	
				62	10.56	10.51	10.56	10.51	
			484T/SU	65	11.53	11.68	11.53	11.68	

Test Mode	Channel	Frequency [MHz]	Tones	RU offset	Measured Power [dBm]		Result [dBm]		Power Limit [dBm]
					ANT1	ANT2	ANT1	ANT2	
802.11ax HE80	Middle	5 210	26T	0	9.74	10.00	9.74	10.00	23.98
				18	10.38	10.37	10.38	10.37	
				36	10.46	10.06	10.46	10.06	
			52T	37	9.73	10.00	9.73	10.00	
				45	10.43	10.39	10.43	10.39	
				52	10.30	10.06	10.30	10.06	
			106T	53	9.87	10.16	9.87	10.16	
				57	10.50	10.50	10.50	10.50	
				60	10.52	10.22	10.52	10.22	
			242T	61	10.10	10.34	10.10	10.34	
				62	10.44	10.51	10.44	10.51	
				64	10.57	10.36	10.57	10.36	
			484T	65	10.32	10.44	10.32	10.44	
				66	10.59	10.47	10.59	10.47	
			996T/SU	67	10.61	10.40	10.61	10.40	

Band	Test Mode	Channel	Frequency [MHz]	Min 26 dB BW [MHz]	Dir. Gain [dBi]	Power Limit [dBm]	PPSD Limit [dBm/MHz]
U-NII-2A	802.11ax HE20	Lowest	5 260	18.31	-4.14	23.63	11.00
		Middle	5 300	18.15		23.59	
		Highest	5 320	17.94		23.54	
	802.11ax HE40	Lowest	5 270	38.00		23.98	
		Highest	5 310	38.00		23.98	
	802.11ax HE80	Middle	5 290	78.25		23.98	

Test Mode	Channel	Frequency [MHz]	Tones	RU offset	Measured Power [dBm]		Result [dBm]		Power Limit [dBm]
					ANT1	ANT2	ANT1	ANT2	
802.11ax HE20	Lowest	5 260	26T	0	10.58	10.29	10.58	10.29	23.63
				4	10.67	10.40	10.67	10.40	
				8	10.46	10.30	10.46	10.30	
			52T	37	10.64	10.36	10.64	10.36	
				38	10.68	10.53	10.68	10.53	
				40	10.54	10.36	10.54	10.36	
			106T	53	10.70	10.50	10.70	10.50	
				54	10.69	10.53	10.69	10.53	
			242T/SU	61	13.90	13.66	13.90	13.66	
	Middle	5 300	26T	0	10.22	10.06	10.22	10.06	23.59
				4	10.29	10.09	10.29	10.09	
				8	10.29	10.02	10.29	10.02	
			52T	37	10.33	10.16	10.33	10.16	
				38	10.43	10.24	10.43	10.24	
				40	10.40	10.11	10.40	10.11	
			106T	53	10.41	10.25	10.41	10.25	
				54	10.38	10.14	10.38	10.14	
			242T/SU	61	13.67	13.62	13.67	13.62	
	Highest	5 320	26T	0	10.32	10.24	10.32	10.24	23.54
				4	10.23	10.24	10.23	10.24	
				8	10.17	10.22	10.17	10.22	
			52T	37	10.46	10.24	10.46	10.24	
				38	10.41	10.38	10.41	10.38	
				40	10.16	10.23	10.16	10.23	
106T			53	10.51	10.40	10.51	10.40		
			54	10.23	10.37	10.23	10.37		
242T/SU			61	13.51	13.60	13.51	13.60		



Test Mode	Channel	Frequency [MHz]	Tones	RU offset	Measured Power [dBm]		Result [dBm]		Power Limit [dBm]
					ANT1	ANT2	ANT1	ANT2	
802.11ax HE40	Lowest	5 270	26T	0	10.10	10.31	10.10	10.31	23.98
				9	10.41	10.73	10.41	10.73	
				17	10.03	10.21	10.03	10.21	
			52T	37	10.12	10.36	10.12	10.36	
				41	10.44	10.79	10.44	10.79	
				44	10.05	10.27	10.05	10.27	
			106T	53	10.37	10.64	10.37	10.64	
				54	10.53	10.87	10.53	10.87	
				56	10.26	10.55	10.26	10.55	
			242T	61	10.41	10.74	10.41	10.74	
				62	10.31	10.68	10.31	10.68	
			484T/SU	65	11.50	11.81	11.50	11.81	
	Highest	5 310	26T	0	10.01	10.15	10.01	10.15	23.98
				9	10.37	10.50	10.37	10.50	
				17	9.66	10.00	9.66	10.00	
			52T	37	10.00	10.26	10.00	10.26	
				41	10.38	10.46	10.38	10.46	
				44	9.78	10.12	9.78	10.12	
			106T	53	10.21	10.43	10.21	10.43	
				54	10.41	10.61	10.41	10.61	
				56	10.06	10.29	10.06	10.29	
			242T	61	10.28	10.53	10.28	10.53	
				62	10.17	10.45	10.17	10.45	
			484T/SU	65	11.00	11.61	11.00	11.61	

Test Mode	Channel	Frequency [MHz]	Tones	RU offset	Measured Power [dBm]		Result [dBm]		Power Limit [dBm]
					ANT1	ANT2	ANT1	ANT2	
802.11ax HE80	Middle	5 290	26T	0	10.34	10.49	10.34	10.49	23.98
				18	10.51	10.82	10.51	10.82	
				36	10.00	10.31	10.00	10.31	
			52T	37	10.26	10.49	10.26	10.49	
				45	10.51	10.85	10.51	10.85	
				52	9.99	10.31	9.99	10.31	
			106T	53	10.40	10.68	10.40	10.68	
				57	10.59	10.88	10.59	10.88	
				60	10.09	10.48	10.09	10.48	
			242T	61	10.56	10.82	10.56	10.82	
				62	10.59	10.96	10.59	10.96	
				64	10.33	10.70	10.33	10.70	
			484T	65	10.63	10.93	10.63	10.93	
				66	10.56	10.85	10.56	10.85	
			996T/SU	67	10.72	10.26	10.72	10.26	



Band	Test Mode	Channel	Frequency [MHz]	Min 26 dB BW [MHz]	Dir. Gain [dBi]	Power Limit [dBm]	PPSD Limit [dBm/MHz]
U-NII-2C	802.11ax HE20	Lowest	5 500	18.17	-4.12	23.59	11.00
		Middle	5 600	18.20		23.60	
		Highest	5 700	18.19		23.60	
	802.11ax HE40	Lowest	5 510	37.77		23.98	
		Middle	5 590	38.00		23.98	
		Highest	5 670	38.08		23.98	
	802.11ax HE80	Lowest	5 530	78.05		23.98	
		Highest	5 610	78.19		23.98	

Test Mode	Channel	Frequency [MHz]	Tones	RU offset	Measured Power [dBm]		Result [dBm]		Power Limit [dBm]
					ANT1	ANT2	ANT1	ANT2	
802.11ax HE20	Lowest	5 500	26T	0	10.30	10.19	10.30	10.19	23.59
				4	10.21	10.25	10.21	10.25	
				8	10.18	10.29	10.18	10.29	
			52T	37	10.28	10.23	10.28	10.23	
				38	10.44	10.29	10.44	10.29	
				40	10.03	10.37	10.03	10.37	
			106T	53	10.37	10.42	10.37	10.42	
				54	10.11	10.48	10.11	10.48	
			242T/SU	61	13.64	12.84	13.64	12.84	
	Middle	5 600	26T	0	10.36	10.00	10.36	10.00	23.60
				4	10.41	10.11	10.41	10.11	
				8	10.49	10.09	10.49	10.09	
			52T	37	10.34	10.08	10.34	10.08	
				38	10.54	10.18	10.54	10.18	
				40	10.56	10.13	10.56	10.13	
			106T	53	10.51	10.19	10.51	10.19	
				54	10.57	10.23	10.57	10.23	
			242T/SU	61	13.28	11.94	13.28	11.94	
	Highest	5 700	26T	0	10.41	10.67	10.41	10.67	23.60
				4	10.38	10.72	10.38	10.72	
				8	10.29	10.68	10.29	10.68	
			52T	37	10.43	10.77	10.43	10.77	
				38	10.48	10.82	10.48	10.82	
				40	10.41	10.75	10.41	10.75	
106T			53	10.55	10.91	10.55	10.91		
			54	10.53	10.86	10.53	10.86		
242T/SU			61	12.81	13.51	12.81	13.51		



Test Mode	Channel	Frequency [MHz]	Tones	RU offset	Measured Power [dBm]		Result [dBm]		Power Limit [dBm]
					ANT1	ANT2	ANT1	ANT2	
802.11ax HE40	Lowest	5 510	26T	0	9.82	10.06	9.82	10.06	23.98
				9	9.96	10.77	9.96	10.77	
				17	9.24	10.34	9.24	10.34	
			52T	37	9.88	10.19	9.88	10.19	
				41	9.90	10.77	9.90	10.77	
				44	9.27	10.45	9.27	10.45	
			106T	53	10.03	10.53	10.03	10.53	
				54	10.11	10.82	10.11	10.82	
				56	9.46	10.66	9.46	10.66	
	242T	61	10.05	10.66	10.05	10.66			
		62	9.68	10.75	9.68	10.75			
	484T/SU	65	11.81	10.72	11.81	10.72			
	Middle	5 590	26T	0	10.42	10.36	10.42	10.36	23.98
				9	10.67	10.82	10.67	10.82	
				17	10.39	10.41	10.39	10.41	
			52T	37	10.47	10.36	10.47	10.36	
				41	10.70	10.85	10.70	10.85	
				44	10.48	10.56	10.48	10.56	
			106T	53	10.60	10.63	10.60	10.63	
				54	10.77	10.95	10.77	10.95	
				56	10.69	10.81	10.69	10.81	
	242T	61	10.64	10.73	10.64	10.73			
		62	10.70	10.79	10.70	10.79			
	484T/SU	65	10.35	10.85	10.35	10.85			
	Highest	5 670	26T	0	10.29	10.25	10.29	10.25	23.98
				9	10.72	10.62	10.72	10.62	
				17	10.14	10.31	10.14	10.31	
52T			37	10.33	10.38	10.33	10.38		
			41	10.59	10.77	10.59	10.77		
			44	10.22	10.42	10.22	10.42		
106T			53	10.51	10.59	10.51	10.59		
			54	10.75	10.86	10.75	10.86		
			56	10.47	10.61	10.47	10.61		
242T	61	10.59	10.70	10.59	10.70				
	62	10.51	10.66	10.51	10.66				
484T/SU	65	11.28	11.90	11.28	11.90				



Test Mode	Channel	Frequency [MHz]	Tones	RU offset	Measured Power [dBm]		Result [dBm]		Power Limit [dBm]
					ANT1	ANT2	ANT1	ANT2	
802.11ax HE80	Lowest	5 530	26T	0	10.65	9.77	10.65	9.77	23.98
				18	10.41	10.37	10.41	10.37	
				36	10.14	10.44	10.14	10.44	
			52T	37	10.64	9.83	10.64	9.83	
				45	10.41	10.47	10.41	10.47	
				52	10.17	10.48	10.17	10.48	
			106T	53	10.84	10.00	10.84	10.00	
				57	10.53	10.62	10.53	10.62	
				60	10.31	10.53	10.31	10.53	
			242T	61	10.88	10.21	10.88	10.21	
				62	10.57	10.46	10.57	10.46	
				64	10.49	10.53	10.49	10.53	
			484T	65	10.82	10.36	10.82	10.36	
				66	10.59	10.68	10.59	10.68	
			996T/SU	67	10.48	10.41	10.48	10.41	
	Highest	5 610	26T	0	10.21	10.23	10.21	10.23	23.98
				18	10.80	10.77	10.80	10.77	
				36	10.39	10.60	10.39	10.60	
			52T	37	10.20	10.25	10.20	10.25	
				45	10.75	10.80	10.75	10.80	
				52	10.43	10.68	10.43	10.68	
			106T	53	10.28	10.53	10.28	10.53	
				57	10.53	10.74	10.53	10.74	
				60	10.13	10.76	10.13	10.76	
			242T	61	10.39	10.65	10.39	10.65	
				62	10.51	10.90	10.51	10.90	
				64	10.33	10.91	10.33	10.91	
484T			65	10.48	10.82	10.48	10.82		
			66	10.47	10.97	10.47	10.97		
996T/SU			67	10.30	10.73	10.30	10.73		



Band	Test Mode	Frequency [MHz]	Portion	Min 26 dB BW [MHz]	Dir. Gain [dBi]	Power Limit [dBm]	PPSD Limit
Straddle	802.11ax HE20	5 720	U-NII-2C	13.94	-4.12	22.75	11.00 [dBm/MHz]
			U-NII-3	4.07	-5.14	30.00	30.00 [dBm/500 kHz]
	802.11ax HE40	5 710	U-NII-2C	33.95	-4.12	22.81	11.00 [dBm/MHz]
			U-NII-3	3.95	-5.14	30.00	30.00 [dBm/500 kHz]
	802.11ax HE80	5 690	U-NII-2C	73.97	-4.12	23.23	11.00 [dBm/MHz]
			U-NII-3	5.47	-5.14	30.00	30.00 [dBm/500 kHz]

Test Mode	Frequency [MHz]	Portion	Tones	RU offset	Measured Power [dBm]		Result [dBm]		Power Limit [dBm]
					ANT1	ANT2	ANT1	ANT2	
802.11ax HE20	5 720	U-NII-2C	26T	6	8.01	8.07	8.01	8.07	22.75
			242T/SU	61	11.89	12.48	11.89	12.48	
		U-NII-3	26T	6	1.82	1.93	1.82	1.93	30.00
			242T/SU	61	6.79	7.41	6.79	7.41	
802.11ax HE40	5 710	U-NII-2C	26T	16	-0.52	0.45	-0.52	0.45	22.81
			484T/SU	65	10.18	11.60	10.18	11.60	
		U-NII-3	26T	16	8.87	9.79	8.87	9.79	30.00
			484T/SU	65	0.53	2.07	0.53	2.07	
802.11ax HE80	5 690	U-NII-2C	26T	35	-0.48	1.28	-0.48	1.28	23.23
			996T/SU	67	9.19	10.67	9.19	10.67	
		U-NII-3	26T	35	8.95	10.59	8.95	10.59	30.00
			996T/SU	67	-3.77	-1.92	-3.77	-1.92	



Band	Test Mode	Channel	Frequency [MHz]	Dir. Gain [dBi]	Power Limit [dBm]	PPSD Limit [dBm/MHz]
U-NII-3	802.11ax HE20	Lowest	5 745	-5.14	30.00	30.00
		Middle	5 805			
		Highest	5 825			
	802.11ax HE40	Lowest	5 755			
		Highest	5 795			
	802.11ax HE80	Middle	5 775			

Test Mode	Channel	Frequency [MHz]	Tones	RU offset	Measured Power [dBm]		Result [dBm]		Power Limit [dBm]			
					ANT1	ANT2	ANT1	ANT2				
802.11ax HE20	Lowest	5 745	26T	0	10.63	10.55	10.63	10.55	30.00			
				4	10.68	10.57	10.68	10.57				
				8	10.58	10.61	10.58	10.61				
			52T	37	10.76	10.71	10.76	10.71				
				38	10.74	10.58	10.74	10.58				
				40	10.61	10.77	10.61	10.77				
			106T	53	10.80	10.75	10.80	10.75				
				54	10.70	10.52	10.70	10.52				
			242T/SU	61	13.72	13.32	13.72	13.32				
			Middle	5 805	26T	0	10.87	10.47		10.87	10.47	30.00
						4	10.66	10.49		10.66	10.49	
						8	10.57	10.56		10.57	10.56	
	52T	37			10.76	10.60	10.76	10.60				
		38			10.82	10.56	10.82	10.56				
		40			10.68	10.65	10.68	10.65				
	106T	53			10.84	10.66	10.84	10.66				
		54			10.67	10.48	10.67	10.48				
	242T/SU	61			13.13	13.55	13.13	13.55				
	Highest	5 825			26T	0	10.59	10.43	10.59	10.43	30.00	
						4	10.43	10.44	10.43	10.44		
						8	10.33	10.53	10.33	10.53		
			52T	37	10.47	10.62	10.47	10.62				
				38	10.53	10.55	10.53	10.55				
				40	10.31	10.64	10.31	10.64				
106T			53	10.56	10.60	10.56	10.60					
			54	10.41	10.24	10.41	10.24					
242T/SU			61	13.35	13.10	13.35	13.10					



Test Mode	Channel	Frequency [MHz]	Tones	RU offset	Measured Power [dBm]		Result [dBm]		Power Limit [dBm]
					ANT1	ANT2	ANT1	ANT2	
802.11ax HE40	Lowest	5 755	26T	0	10.55	10.62	10.55	10.62	30.00
				9	10.88	10.08	10.88	10.08	
				17	10.13	10.31	10.13	10.31	
			52T	37	10.66	10.72	10.66	10.72	
				41	10.84	10.22	10.84	10.22	
				44	10.30	10.56	10.30	10.56	
			106T	53	10.79	10.76	10.79	10.76	
				54	10.95	10.80	10.95	10.80	
				56	10.54	10.69	10.54	10.69	
			242T	61	10.87	10.58	10.87	10.58	
				62	10.62	10.15	10.62	10.15	
			484T/SU	65	11.65	11.51	11.65	11.51	
	Highest	5 795	26T	0	10.30	10.50	10.30	10.50	30.00
				9	10.65	10.04	10.65	10.04	
				17	10.09	10.25	10.09	10.25	
			52T	37	10.38	10.50	10.38	10.50	
				41	10.64	10.22	10.64	10.22	
				44	10.09	10.46	10.09	10.46	
			106T	53	10.55	10.62	10.55	10.62	
				54	10.75	10.40	10.75	10.40	
				56	10.35	10.46	10.35	10.46	
			242T	61	10.60	10.50	10.60	10.50	
				62	10.51	10.24	10.51	10.24	
			484T/SU	65	11.38	11.70	11.38	11.70	

Test Mode	Channel	Frequency [MHz]	Tones	RU offset	Measured Power [dBm]		Result [dBm]		Power Limit [dBm]
					ANT1	ANT2	ANT1	ANT2	
802.11ax HE80	Middle	5 775	26T	0	10.57	10.47	10.57	10.47	30.00
				18	10.46	9.92	10.46	9.92	
				36	10.07	10.25	10.07	10.25	
			52T	37	10.50	10.41	10.50	10.41	
				45	10.42	10.03	10.42	10.03	
				52	9.95	10.47	9.95	10.47	
			106T	53	10.74	10.56	10.74	10.56	
				57	10.50	10.12	10.50	10.12	
				60	10.09	10.56	10.09	10.56	
			242T	61	10.75	10.62	10.75	10.62	
				62	10.69	10.28	10.69	10.28	
				64	10.29	10.56	10.29	10.56	
			484T	65	10.75	10.38	10.75	10.38	
				66	10.47	10.61	10.47	10.61	
			996T/SU	67	10.55	10.74	10.55	10.74	

MIMO Mode

Band	Test Mode	Channel	Frequency [MHz]	Min 26 dB BW [MHz]	Dir. Gain [dBi]	Power Limit [dBm]	PPSD Limit [dBm/MHz]
U-NII-1	802.11ax HE20	Lowest	5 180	18.29	-5.63	23.62	11.00
		Middle	5 220	18.23		23.61	
		Highest	5 240	18.07		23.57	
	802.11ax HE40	Lowest	5 190	38.00		23.98	
		Highest	5 230	37.88		23.98	
	802.11ax HE80	Middle	5 210	78.07		23.98	

Test Mode	Channel	Frequency [MHz]	Tones	RU offset	Measured Power [dBm]		Result [dBm]	Power Limit [dBm]
					ANT1	ANT2		
802.11ax HE20	Lowest	5 180	26T	0	10.31	10.32	13.33	23.62
				4	10.31	10.37	13.35	
				8	10.51	10.30	13.42	
			52T	37	10.43	10.37	13.41	
				38	10.61	10.34	13.49	
				40	10.62	10.31	13.48	
			106T	53	10.50	10.45	13.49	
				54	10.54	10.51	13.54	
				242T/SU	61	13.67	13.64	
	Middle	5 220	26T	0	10.10	10.30	13.21	23.61
				4	10.15	10.34	13.26	
				8	10.29	10.17	13.24	
			52T	37	10.20	10.26	13.24	
				38	10.42	10.27	13.36	
				40	10.39	10.28	13.35	
			106T	53	10.35	10.40	13.39	
				54	10.33	10.43	13.39	
				242T/SU	61	13.70	13.64	
	Highest	5 240	26T	0	10.29	10.48	13.40	23.57
				4	10.25	10.55	13.41	
				8	10.43	10.42	13.44	
			52T	37	10.48	10.48	13.49	
				38	10.60	10.45	13.54	
				40	10.50	10.45	13.49	
106T			53	10.50	10.64	13.58		
			54	10.50	10.67	13.60		
			242T/SU	61	13.64	13.70	16.68	



Test Mode	Channel	Frequency [MHz]	Tones	RU offset	Measured Power [dBm]		Result [dBm]	Power Limit [dBm]
					ANT1	ANT2		
802.11ax HE40	Lowest	5 190	26T	0	10.01	10.31	13.17	23.98
				9	10.53	10.73	13.64	
				17	10.33	10.29	13.32	
			52T	37	9.99	10.47	13.25	
				41	10.62	10.72	13.68	
				44	10.51	10.41	13.47	
			106T	53	10.18	10.74	13.48	
				54	10.56	10.90	13.74	
				56	10.47	10.79	13.64	
			242T	61	10.41	10.78	13.61	
				62	10.60	10.73	13.68	
			484T/SU	65	11.47	11.67	14.58	
	Highest	5 230	26T	0	10.13	10.10	13.13	23.98
				9	10.50	10.58	13.55	
				17	10.33	10.06	13.21	
			52T	37	10.21	10.29	13.26	
				41	10.71	10.48	13.61	
				44	10.46	10.15	13.32	
			106T	53	10.27	10.61	13.45	
				54	10.72	10.72	13.73	
				56	10.44	10.56	13.51	
			242T	61	10.49	10.58	13.55	
				62	10.65	10.54	13.61	
			484T/SU	65	11.53	11.73	14.64	

Test Mode	Channel	Frequency [MHz]	Tones	RU offset	Measured Power [dBm]		Result [dBm]	Power Limit [dBm]
					ANT1	ANT2		
802.11ax HE80	Middle	5 210	26T	0	10.16	10.55	13.37	23.98
				18	10.77	11.05	13.92	
				36	10.87	10.55	13.72	
			52T	37	9.88	10.10	13.00	
				45	10.50	10.38	13.45	
				52	10.43	10.01	13.24	
			106T	53	9.86	10.36	13.13	
				57	10.56	10.51	13.55	
				60	10.33	10.36	13.36	
			242T	61	10.15	10.38	13.28	
				62	10.63	10.38	13.52	
				64	10.63	10.41	13.53	
			484T	65	10.42	10.45	13.45	
				66	10.67	10.44	13.57	
			996T/SU	67	10.54	10.42	13.49	



Band	Test Mode	Channel	Frequency [MHz]	Min 26 dB BW [MHz]	Dir. Gain [dBi]	Power Limit [dBm]	PPSD Limit [dBm/MHz]
U-NII-2A	802.11ax HE20	Lowest	5 260	18.31	-4.14	23.63	11.00
		Middle	5 300	18.15		23.59	
		Highest	5 320	17.94		23.54	
	802.11ax HE40	Lowest	5 270	38.00		23.98	
		Highest	5 310	38.00		23.98	
	802.11ax HE80	Middle	5 290	78.25		23.98	

Test Mode	Channel	Frequency [MHz]	Tones	RU offset	Measured Power [dBm]		Result [dBm]	Power Limit [dBm]
					ANT1	ANT2		
802.11ax HE20	Lowest	5 260	26T	0	10.55	10.47	13.52	23.63
				4	10.58	10.52	13.56	
				8	10.70	10.33	13.53	
			52T	37	10.72	10.47	13.61	
				38	10.89	10.47	13.70	
				40	10.72	10.46	13.60	
			106T	53	10.82	10.60	13.72	
				54	10.77	10.67	13.73	
			242T/SU	61	13.89	13.72	16.82	
	Middle	5 300	26T	0	10.32	10.15	13.25	23.59
				4	10.34	10.25	13.31	
				8	10.38	10.08	13.24	
			52T	37	10.56	10.28	13.43	
				38	10.66	10.28	13.48	
				40	10.43	10.15	13.30	
			106T	53	10.56	10.32	13.45	
				54	10.46	10.37	13.43	
			242T/SU	61	13.72	13.65	16.70	
	Highest	5 320	26T	0	10.39	10.38	13.40	23.54
				4	10.35	10.40	13.39	
				8	10.35	10.31	13.34	
			52T	37	10.49	10.45	13.48	
				38	10.64	10.41	13.54	
				40	10.41	10.30	13.37	
			106T	53	10.60	10.51	13.57	
				54	10.49	10.52	13.52	
			242T/SU	61	13.61	13.65	16.64	



Test Mode	Channel	Frequency [MHz]	Tones	RU offset	Measured Power [dBm]		Result [dBm]	Power Limit [dBm]
					ANT1	ANT2		
802.11ax HE40	Lowest	5 270	26T	0	10.72	10.26	13.51	23.98
				9	11.14	10.72	13.95	
				17	10.78	10.10	13.46	
			52T	37	10.79	10.49	13.65	
				41	11.33	10.72	14.05	
				44	11.19	10.69	13.96	
			106T	53	10.87	10.72	13.81	
				54	11.16	10.76	13.97	
				56	10.94	10.66	13.81	
			242T	61	11.13	10.79	13.97	
				62	11.13	10.73	13.94	
			484T/SU	65	11.66	11.36	14.52	
	Highest	5 310	26T	0	10.17	10.20	13.20	23.98
				9	10.34	10.52	13.44	
				17	10.01	9.96	13.00	
			52T	37	10.17	10.34	13.27	
				41	10.50	10.56	13.54	
				44	10.19	10.04	13.13	
			106T	53	10.35	10.62	13.50	
				54	10.64	10.69	13.68	
				56	10.18	10.50	13.35	
			242T	61	10.43	10.61	13.53	
				62	10.34	10.44	13.40	
			484T/SU	65	11.04	11.14	14.10	

Test Mode	Channel	Frequency [MHz]	Tones	RU offset	Measured Power [dBm]		Result [dBm]	Power Limit [dBm]
					ANT1	ANT2		
802.11ax HE80	Middle	5 290	26T	0	10.37	10.04	13.22	23.98
				18	10.57	10.43	13.51	
				36	10.21	9.77	13.01	
			52T	37	10.44	10.17	13.32	
				45	10.67	10.38	13.54	
				52	10.29	9.84	13.08	
			106T	53	10.40	10.36	13.39	
				57	10.69	10.42	13.57	
				60	10.24	10.13	13.20	
			242T	61	10.62	10.43	13.54	
				62	10.89	10.37	13.65	
				64	10.52	10.22	13.38	
			484T	65	10.79	10.49	13.65	
				66	10.70	10.34	13.53	
			996T/SU	67	10.76	10.35	13.57	



Band	Test Mode	Channel	Frequency [MHz]	Min 26 dB BW [MHz]	Dir. Gain [dBi]	Power Limit [dBm]	PPSD Limit [dBm/MHz]
U-NII-2C	802.11ax HE20	Lowest	5 500	18.17	-4.12	23.59	11.00
		Middle	5 600	18.20		23.60	
		Highest	5 700	18.19		23.60	
	802.11ax HE40	Lowest	5 510	37.77		23.98	
		Middle	5 590	38.00		23.98	
		Highest	5 670	38.08		23.98	
	802.11ax HE80	Lowest	5 530	78.05		23.98	
		Highest	5 610	78.19		23.98	

Test Mode	Channel	Frequency [MHz]	Tones	RU offset	Measured Power [dBm]		Result [dBm]	Power Limit [dBm]
					ANT1	ANT2		
802.11ax HE20	Lowest	5 500	26T	0	9.83	10.27	13.07	23.59
				4	9.79	10.43	13.13	
				8	9.72	10.40	13.08	
			52T	37	10.00	10.41	13.22	
				38	10.18	10.34	13.27	
				40	9.92	10.47	13.21	
			106T	53	10.02	10.49	13.27	
				54	9.93	10.57	13.27	
			242T/SU	61	12.60	12.96	15.79	
	Middle	5 600	26T	0	10.14	10.55	13.36	23.60
				4	10.10	10.55	13.34	
				8	10.15	10.55	13.36	
			52T	37	9.74	10.26	13.02	
				38	9.91	10.15	13.04	
				40	9.70	10.25	12.99	
			106T	53	9.84	10.31	13.09	
				54	9.79	10.40	13.12	
			242T/SU	61	12.38	12.07	15.24	
	Highest	5 700	26T	0	9.62	10.77	13.24	23.60
				4	9.52	10.81	13.22	
				8	9.52	10.72	13.17	
			52T	37	9.64	10.90	13.33	
				38	9.91	10.82	13.40	
				40	9.62	10.91	13.32	
			106T	53	9.76	10.98	13.42	
				54	9.68	11.00	13.40	
			242T/SU	61	12.42	13.63	16.08	



Test Mode	Channel	Frequency [MHz]	Tones	RU offset	Measured Power [dBm]		Result [dBm]	Power Limit [dBm]
					ANT1	ANT2		
802.11ax HE40	Lowest	5 510	26T	0	9.84	9.15	12.52	23.98
				9	10.16	9.73	12.96	
				17	9.76	9.24	12.52	
			52T	37	9.87	9.36	12.63	
				41	10.28	9.70	13.01	
				44	9.91	9.45	12.70	
			106T	53	10.02	9.64	12.84	
				54	10.28	9.85	13.08	
				56	9.89	9.74	12.83	
			242T	61	10.15	9.69	12.94	
				62	10.19	9.74	12.98	
			484T/SU	65	12.81	10.90	14.97	
	Middle	5 590	26T	0	10.11	10.37	13.25	23.98
				9	10.38	10.89	13.65	
				17	10.16	10.46	13.32	
			52T	37	10.11	10.54	13.34	
				41	10.58	10.93	13.77	
				44	10.24	10.53	13.40	
			106T	53	9.79	10.48	13.16	
				54	10.03	10.64	13.36	
				56	9.77	10.59	13.21	
			242T	61	9.91	10.52	13.24	
				62	9.91	10.57	13.26	
			484T/SU	65	10.49	10.96	13.74	
	Highest	5 670	26T	0	9.99	10.35	13.18	23.98
				9	10.21	10.77	13.51	
				17	9.92	10.31	13.13	
			52T	37	10.02	10.51	13.28	
				41	10.40	10.74	13.58	
				44	10.00	10.34	13.18	
106T			53	10.13	10.79	13.48		
			54	10.42	10.86	13.66		
			56	10.03	10.83	13.46		
242T			61	10.24	10.78	13.53		
			62	10.22	10.77	13.51		
484T/SU			65	11.24	11.95	14.62		



Test Mode	Channel	Frequency [MHz]	Tones	RU offset	Measured Power [dBm]		Result [dBm]	Power Limit [dBm]
					ANT1	ANT2		
802.11ax HE80	Lowest	5 530	26T	0	10.11	9.89	13.01	23.98
				18	10.15	10.49	13.33	
				36	9.90	10.09	13.01	
			52T	37	10.10	9.97	13.05	
				45	10.23	10.48	13.37	
				52	9.95	10.21	13.09	
			106T	53	10.13	10.20	13.18	
				57	10.29	10.54	13.43	
				60	9.83	10.49	13.18	
			242T	61	10.32	10.25	13.30	
				62	10.50	10.42	13.47	
				64	10.08	10.53	13.32	
			484T	65	10.42	10.39	13.42	
				66	10.25	10.57	13.42	
			996T/SU	67	10.31	10.38	13.36	
	Highest	5 610	26T	0	10.05	10.36	13.22	23.98
				18	10.19	10.83	13.53	
				36	9.97	10.46	13.23	
			52T	37	10.12	10.54	13.35	
				45	10.27	10.87	13.59	
				52	10.04	10.47	13.27	
			106T	53	10.17	10.68	13.44	
				57	10.30	10.92	13.63	
				60	9.93	10.75	13.37	
			242T	61	10.30	10.72	13.53	
				62	10.55	10.79	13.68	
				64	10.19	10.83	13.53	
484T			65	10.47	10.83	13.66		
			66	10.41	10.91	13.68		
996T/SU			67	10.36	10.80	13.60		



Band	Test Mode	Frequency [MHz]	Portion	Min 26 dB BW [MHz]	Dir. Gain [dBi]	Power Limit [dBm]	PPSD Limit
Straddle	802.11ax HE20	5 720	U-NII-2C	13.94	-4.12	22.75	11.00 [dBm/MHz]
			U-NII-3	4.07	-5.14	30.00	30.00 [dBm/500 kHz]
	802.11ax HE40	5 710	U-NII-2C	33.95	-4.12	22.81	11.00 [dBm/MHz]
			U-NII-3	3.95	-5.14	30.00	30.00 [dBm/500 kHz]
	802.11ax HE80	5 690	U-NII-2C	73.97	-4.12	23.23	11.00 [dBm/MHz]
			U-NII-3	5.47	-5.14	30.00	30.00 [dBm/500 kHz]

Test Mode	Frequency [MHz]	Portion	Tones	RU offset	Measured Power [dBm]		Result [dBm]	Power Limit [dBm]
					ANT1	ANT2		
802.11ax HE20	5 720	U-NII-2C	26T	6	9.83	9.48	12.66	22.75
			242T/SU	61	12.62	12.69	15.66	
		U-NII-3	26T	6	3.85	2.89	6.41	30.00
			242T/SU	61	7.61	7.45	10.54	
802.11ax HE40	5 710	U-NII-2C	26T	16	0.92	1.79	4.39	22.81
			484T/SU	65	11.24	11.27	14.27	
		U-NII-3	26T	16	10.04	10.94	13.52	30.00
			484T/SU	65	1.65	1.88	4.78	
802.11ax HE80	5 690	U-NII-2C	26T	35	0.68	1.78	4.27	23.23
			996T/SU	67	10.42	11.57	14.04	
		U-NII-3	26T	35	9.72	11.01	13.42	30.00
			996T/SU	67	-2.53	-1.18	1.21	



Band	Test Mode	Channel	Frequency [MHz]	Dir. Gain [dBi]	Power Limit [dBm]	PPSD Limit [dBm/MHz]
U-NII-3	802.11ax HE20	Lowest	5 745	-5.14	30.00	30.00
		Middle	5 805			
		Highest	5 825			
	802.11ax HE40	Lowest	5 755			
		Highest	5 795			
	802.11ax HE80	Middle	5 775			

Test Mode	Channel	Frequency [MHz]	Tones	RU offset	Measured Power [dBm]		Result [dBm]	Power Limit [dBm]
					ANT1	ANT2		
802.11ax HE20	Lowest	5 745	26T	0	10.54	10.63	13.60	30.00
				4	10.60	10.67	13.65	
				8	10.52	10.55	13.55	
			52T	37	10.72	10.75	13.75	
				38	10.89	10.63	13.77	
				40	10.57	10.69	13.64	
			106T	53	10.76	10.85	13.82	
				54	10.66	10.77	13.73	
			242T/SU	61	13.70	13.83	16.78	
	Middle	5 805	26T	0	9.78	10.54	13.19	30.00
				4	9.62	10.63	13.16	
				8	9.63	10.53	13.11	
			52T	37	9.85	10.62	13.26	
				38	9.98	10.51	13.26	
				40	9.82	10.60	13.24	
			106T	53	9.96	10.71	13.36	
				54	9.86	10.72	13.32	
			242T/SU	61	12.88	14.06	16.52	
	Highest	5 825	26T	0	9.85	10.53	13.21	30.00
				4	9.78	10.55	13.19	
				8	9.85	10.44	13.17	
			52T	37	9.99	10.60	13.32	
				38	10.10	10.57	13.35	
				40	9.93	10.53	13.25	
106T			53	10.03	10.71	13.39		
			54	9.91	10.69	13.33		
242T/SU			61	13.20	13.70	16.47		



Test Mode	Channel	Frequency [MHz]	Tones	RU offset	Measured Power [dBm]		Result [dBm]	Power Limit [dBm]
					ANT1	ANT2		
802.11ax HE40	Lowest	5 755	26T	0	10.18	10.71	13.46	30.00
				9	10.45	11.14	13.82	
				17	9.98	10.52	13.27	
			52T	37	10.19	10.92	13.58	
				41	10.50	11.11	13.83	
				44	10.12	10.61	13.38	
			106T	53	10.33	11.16	13.78	
				54	10.68	11.30	14.01	
				56	10.21	11.02	13.64	
			242T	61	10.48	11.14	13.83	
				62	10.37	11.11	13.77	
			484T/SU	65	11.00	11.72	14.39	
	Highest	5 795	26T	0	9.87	10.52	13.22	30.00
				9	10.07	10.88	13.50	
				17	9.72	10.39	13.08	
			52T	37	9.93	10.67	13.33	
				41	10.17	10.86	13.54	
				44	9.82	10.49	13.18	
			106T	53	10.02	10.94	13.51	
				54	10.23	10.97	13.63	
				56	9.81	10.88	13.39	
			242T	61	10.16	10.92	13.57	
				62	10.01	10.86	13.47	
			484T/SU	65	10.63	11.55	14.12	

Test Mode	Channel	Frequency [MHz]	Tones	RU offset	Measured Power [dBm]		Result [dBm]	Power Limit [dBm]
					ANT1	ANT2		
802.11ax HE80	Middle	5 775	26T	0	10.59	11.06	13.84	30.00
				18	10.46	11.30	13.91	
				36	10.06	10.69	13.40	
			52T	37	10.47	11.21	13.87	
				45	10.56	11.25	13.93	
				52	10.12	10.77	13.47	
			106T	53	10.04	10.93	13.52	
				57	10.03	10.81	13.45	
				60	9.57	10.59	13.12	
			242T	61	10.19	10.93	13.59	
				62	10.31	10.88	13.61	
				64	9.77	10.68	13.26	
			484T	65	10.28	10.97	13.65	
				66	10.01	10.81	13.44	
			996T/SU	67	10.10	10.78	13.46	

3.4 Maximum Power Spectral Density

3.4.1 Regulation

§15.407(a)(1)(iv) : For client devices in the 5.15-5.25 GHz band, the maximum conducted output power over the frequency band of operation shall not exceed 250 mW provided the maximum antenna gain does not exceed 6 dBi. In addition, the maximum power spectral density shall not exceed 11 dBm in any 1 megahertz band. If transmitting antennas of directional gain greater than 6 dBi are used, both the maximum conducted output power and the maximum power spectral density shall be reduced by the amount in dB that the directional gain of the antenna exceeds 6 dBi.

§15.407(a)(2) : For the 5.25-5.35 GHz and 5.47-5.725 GHz bands, the maximum conducted output power over the frequency bands of operation shall not exceed the lesser of 250 mW or $11 \text{ dBm} + 10 \log B$, where B is the 26 dB emission bandwidth in megahertz. In addition, the maximum power spectral density shall not exceed 11 dBm in any 1 megahertz band. If transmitting antennas of directional gain greater than 6 dBi are used, both the maximum conducted output power and the maximum power spectral density shall be reduced by the amount in dB that the directional gain of the antenna exceeds 6 dBi.

§15.407(a)(3) : For the band 5.725-5.85 GHz, the maximum conducted output power over the frequency band of operation shall not exceed 1 W. In addition, the maximum power spectral density shall not exceed 30 dBm in any 500-kHz band. If transmitting antennas of directional gain greater than 6 dBi are used, both the maximum conducted output power and the maximum power spectral density shall be reduced by the amount in dB that the directional gain of the antenna exceeds 6 dBi. However, fixed point-to-point U-NII devices operating in this band may employ transmitting antennas with directional gain greater than 6 dBi without any corresponding reduction in transmitter conducted power. Fixed, point-to-point operations exclude the use of point-to-multipoint systems, omnidirectional applications, and multiple collocated transmitters transmitting the same information. The operator of the U-NII device, or if the equipment is professionally installed, the installer, is responsible for ensuring that systems employing high gain directional antennas are used exclusively for fixed, point-to-point operations.

3.4.2 Test Procedure

Method SA-1 uses trace averaging with the EUT transmitting at full power throughout each sweep. The procedure for this method is as follows:

- a) Set span to encompass the entire 26 dB EBW or 99% OBW of the signal.
- b) Set RBW = 1 MHz.
- c) Set VBW \geq 3 MHz.
- d) Number of points in sweep \geq $[2 \times \text{span} / \text{RBW}]$. (This gives bin-to-bin spacing \leq $\text{RBW} / 2$, so that narrowband signals are not lost between frequency bins.)
- e) Sweep time = auto.
- f) Detector = RMS (i.e., power averaging), if available. Otherwise, use sample detector mode.
- g) If transmit duty cycle < 98%, use a video trigger with the trigger level set to enable triggering only on full

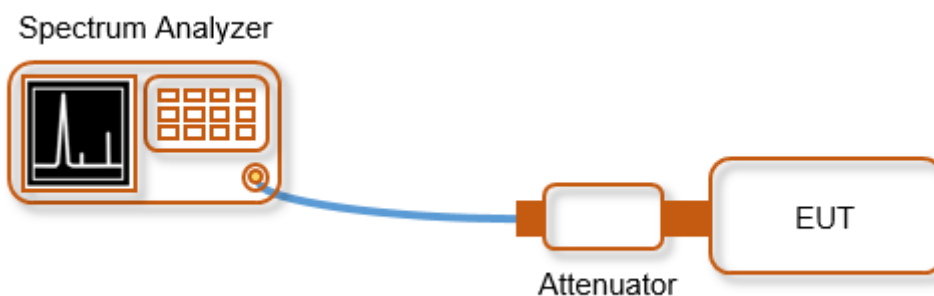
power pulses. The transmitter shall operate at maximum power control level for the entire duration of every sweep. If the EUT transmits continuously (i.e., with no OFF intervals) or at duty cycle $\geq 98\%$, and if each transmission is entirely at the maximum power control level, then the trigger shall be set to “free run.”

- h) Trace average at least 100 traces in power averaging (rms) mode.
- i) Compute power by integrating the spectrum across the 26 dB EBW or 99% OBW of the signal using the instrument’s band power measurement function, with band limits set equal to the EBW or OBW band edges. If the instrument does not have a band power function, then sum the spectrum levels (in power units) at 1 MHz intervals extending across the 26 dB EBW or 99% OBW of the spectrum.

3.4.3 Deviation from Test Standard

No deviation.

3.4.4 Test Setup



3.4.5 Test Result

[Test Result of Power Spectral Density]

SISO Mode

Band	Test Mode	Channel	Frequency [MHz]	Min 26 dB BW [MHz]	Dir. Gain [dBi]	Power Limit [dBm]	PPSD Limit [dBm/MHz]
U-NII-1	802.11ax HE20	Lowest	5 180	18.29	-5.63	23.62	11.00
		Middle	5 220	18.23		23.61	
		Highest	5 240	18.07		23.57	
	802.11ax HE40	Lowest	5 190	38.00		23.98	
		Highest	5 230	37.88		23.98	
	802.11ax HE80	Middle	5 210	78.07		23.98	

Test Mode	Channel	Frequency [MHz]	Tones	RU Offset	Measured PPSD [dBm/MHz]		Result [dBm/MHz]		PPSD Limit [dBm/MHz]
					ANT1	ANT2	ANT1	ANT2	
802.11ax HE20	Lowest	5 180	26T	0	-2.50	-2.87	7.50	7.14	11.00
				4	-1.90	-2.94	8.10	7.06	
			8	-1.94	-2.98	8.06	7.03		
			242T/SU	61	-8.22	-8.19	1.78	1.82	
	Middle	5 220	26T	0	-2.47	-2.77	7.53	7.23	
				4	-2.67	-2.90	7.33	7.10	
			8	-2.12	-2.83	7.88	7.17		
			242T/SU	61	-8.18	-8.05	1.82	1.95	
	Highest	5 240	26T	0	-2.49	-2.56	7.51	7.44	
				4	-2.52	-2.63	7.48	7.37	
			8	-2.57	-2.61	7.43	7.39		
			242T/SU	61	-8.49	-7.93	1.51	2.07	
802.11ax HE40	Lowest	5 190	26T	0	-2.45	-2.49	7.55	7.51	
				9	-2.10	-2.08	7.90	7.92	
			17	-2.39	-2.83	7.61	7.17		
			484T/SU	65	-13.07	-12.84	-3.07	-2.84	
	Highest	5 230	26T	0	-2.50	-2.83	7.50	7.17	
				9	-2.11	-2.32	7.89	7.68	
			17	-2.12	-2.82	7.88	7.18		
			484T/SU	65	-13.32	-12.69	-3.32	-2.69	
802.11ax HE80	Middle	5 210	26T	0	-2.89	-2.86	7.11	7.14	
				18	-2.21	-2.59	7.79	7.42	
			36	-2.30	-2.83	7.70	7.17		
			996T/SU	67	-17.02	-17.19	-7.02	-7.19	



Band	Test Mode	Channel	Frequency [MHz]	Min 26 dB BW [MHz]	Dir. Gain [dBi]	Power Limit [dBm]	PPSD Limit [dBm/MHz]
U-NII-2A	802.11ax HE20	Lowest	5 260	18.31	-4.14	23.63	11.00
		Middle	5 300	18.15		23.59	
		Highest	5 320	17.94		23.54	
	802.11ax HE40	Lowest	5 270	38.00		23.98	
		Highest	5 310	38.00		23.98	
	802.11ax HE80	Middle	5 290	78.25		23.98	

Test Mode	Channel	Frequency [MHz]	Tones	RU Offset	Measured PPSD [dBm/MHz]		Result [dBm/MHz]		PPSD Limit [dBm/MHz]
					ANT1	ANT2	ANT1	ANT2	
802.11ax HE20	Lowest	5 260	26T	0	-1.70	-2.50	8.30	7.50	11.00
				4	-2.04	-2.24	7.96	7.76	
			8	-2.24	-2.27	7.76	7.73		
			242T/SU	61	-7.84	-8.52	2.16	1.48	
	Middle	5 300	26T	0	-2.49	-2.70	7.51	7.30	
				4	-2.48	-2.95	7.53	7.05	
			8	-2.51	-2.80	7.49	7.20		
			242T/SU	61	-8.20	-8.28	1.80	1.72	
	Highest	5 320	26T	0	-2.46	-2.61	7.54	7.39	
				4	-2.90	-2.72	7.10	7.28	
			8	-2.82	-2.58	7.19	7.42		
			242T/SU	61	-8.65	-8.68	1.35	1.32	
802.11ax HE40	Lowest	5 270	26T	0	-2.47	-2.55	7.53	7.45	
				9	-1.53	-1.63	8.47	8.37	
			17	-2.41	-2.62	7.59	7.38		
			484T/SU	65	-12.97	-13.67	-2.97	-3.67	
	Highest	5 310	26T	0	-2.70	-2.64	7.30	7.36	
				9	-2.54	-2.46	7.46	7.54	
			17	-3.19	-2.71	6.81	7.29		
			484T/SU	65	-14.31	-13.81	-4.31	-3.81	
802.11ax HE80	Middle	5 290	26T	0	-2.54	-2.80	7.46	7.21	
				18	-2.29	-2.38	7.72	7.62	
			36	-2.96	-3.16	7.04	6.84		
			996T/SU	67	-17.19	-17.45	-7.19	-7.45	



Band	Test Mode	Channel	Frequency [MHz]	Min 26 dB BW [MHz]	Dir. Gain [dBi]	Power Limit [dBm]	PPSD Limit [dBm/MHz]
U-NII-2C	802.11ax HE20	Lowest	5 500	18.17	-4.12	23.59	11.00
		Middle	5 600	18.20		23.60	
		Highest	5 700	18.19		23.60	
	802.11ax HE40	Lowest	5 510	37.77		23.98	
		Middle	5 590	38.00		23.98	
		Highest	5 670	38.08		23.98	
	802.11ax HE80	Lowest	5 530	78.05		23.98	
		Highest	5 610	78.19		23.98	

Test Mode	Channel	Frequency [MHz]	Tones	RU Offset	Measured PPSD [dBm/MHz]		Result [dBm/MHz]		PPSD Limit [dBm/MHz]
					ANT1	ANT2	ANT1	ANT2	
802.11ax HE20	Lowest	5 500	26T	0	-2.60	-2.78	7.40	7.22	11.00
				4	-2.73	-2.45	7.27	7.55	
			8	-3.02	-2.58	6.98	7.42		
			242T/SU	61	-8.41	-8.16	1.59	1.84	
	Middle	5 600	26T	0	-3.52	-2.94	6.48	7.06	
				4	-3.39	-2.94	6.61	7.06	
			8	-2.96	-2.92	7.05	7.08		
			242T/SU	61	-8.36	-9.68	1.65	0.32	
	Highest	5 700	26T	0	-3.30	-2.11	6.70	7.89	
				4	-3.56	-2.45	6.44	7.55	
			8	-3.43	-2.06	6.57	7.95		
			242T/SU	61	-9.10	-7.90	0.90	2.10	
802.11ax HE40	Lowest	5 510	26T	0	-3.24	-2.78	6.76	7.22	
				9	-2.78	-2.89	7.23	7.11	
			17	-3.06	-2.50	6.94	7.50		
			484T/SU	65	-12.88	-14.13	-2.88	-4.13	
	Highest	5 590	26T	0	-3.52	-2.80	6.48	7.21	
				9	-3.12	-2.59	6.88	7.41	
			17	-3.42	-2.09	6.59	7.91		
			484T/SU	65	-14.64	-14.00	-4.64	-4.00	
	Highest	5 670	26T	0	-2.32	-2.08	7.68	7.92	
				9	-1.79	-1.70	8.21	8.31	
			17	-1.93	-2.00	8.07	8.00		
			484T/SU	65	-13.33	-12.56	-3.33	-2.56	
802.11ax HE80	Middle	5 530	26T	0	-2.79	-3.47	7.21	6.53	
				18	-2.97	-2.64	7.03	7.36	
			36	-3.60	-2.71	6.40	7.29		
			996T/SU	67	-17.41	-16.61	-7.41	-6.61	
	Highest	5 610	26T	0	-3.95	-3.02	6.05	6.98	
				18	-3.51	-2.40	6.49	7.60	
			36	-4.26	-2.90	5.74	7.10		
			996T/SU	67	-17.59	-16.86	-7.59	-6.86	



Band	Test Mode	Frequency [MHz]	Portion	Min 26 dB BW [MHz]	Dir. Gain [dBi]	Power Limit [dBm]	PPSD Limit
Straddle	802.11ax HE20	5 720	U-NII-2C	13.94	-4.12	22.75	11.00 [dBm/MHz]
			U-NII-3	4.07	-5.14	30.00	30.00 [dBm/500 kHz]
	802.11ax HE40	5 710	U-NII-2C	33.95	-4.12	22.81	11.00 [dBm/MHz]
			U-NII-3	3.95	-5.14	30.00	30.00 [dBm/500 kHz]
	802.11ax HE80	5 690	U-NII-2C	73.97	-4.12	23.23	11.00 [dBm/MHz]
			U-NII-3	5.47	-5.14	30.00	30.00 [dBm/500 kHz]

Test Mode	Frequency [MHz]	Portion	Tones	RU offset	Measured PPSD [dBm/MHz]		Result [dBm/MHz]		PPSD Limit [dBm/MHz]
					ANT1	ANT2	ANT1	ANT2	
802.11ax HE20	5 720	U-NII-2C	26T	6	-3.15	-3.55	6.85	6.46	11.00
			242T/SU	61	-8.80	-7.96	1.20	2.04	
		U-NII-3	26T	6	-3.59	-3.49	3.40	3.50	30.00
			242T/SU	61	-8.48	-8.11	-1.49	-1.12	
802.11ax HE40	5 710	U-NII-2C	26T	16	-5.35	-4.13	4.65	5.87	11.00
			484T/SU	65	-14.35	-12.88	-4.35	-2.88	
		U-NII-3	26T	16	-3.09	-2.41	3.90	4.58	30.00
			484T/SU	65	-14.78	-13.46	-7.79	-6.47	
802.11ax HE80	5 690	U-NII-2C	26T	35	-4.59	-3.15	5.41	6.85	11.00
			996T/SU	67	-18.64	-16.96	-8.64	-6.96	
		U-NII-3	26T	35	-3.28	-1.68	3.71	5.31	30.00
			996T/SU	67	-18.89	-17.25	-11.90	-10.26	

Band	Test Mode	Channel	Frequency [MHz]	Dir. Gain [dBi]	Power Limit [dBm]	PPSD Limit [dBm/MHz]
U-NII-3	802.11ax HE20	Lowest	5 745	-5.14	30.00	30.00
		Middle	5 805			
		Highest	5 825			
	802.11ax HE40	Lowest	5 755			
		Highest	5 795			
	802.11ax HE80	Middle	5 775			

Test Mode	Channel	Frequency [MHz]	Tones	RU Offset	Measured PPSD [dBm/MHz]		Result [dBm/MHz]		PPSD Limit [dBm/MHz]
					ANT1	ANT2	ANT1	ANT2	
802.11ax HE20	Lowest	5 745	26T	0	-2.29	-2.08	7.71	7.93	30.00
				4	-1.96	-2.01	8.04	7.99	
			8	-2.25	-2.10	7.75	7.90		
			242T/SU	61	-8.40	-7.95	1.60	2.05	
	Middle	5 805	26T	0	-3.11	-1.82	6.89	8.18	
				4	-2.84	-1.60	7.16	8.40	
			8	-3.27	-1.82	6.73	8.18		
			242T/SU	61	-9.01	-7.86	0.99	2.15	
	Highest	5 825	26T	0	-2.91	-1.79	7.09	8.21	
				4	-2.45	-1.83	7.55	8.17	
			8	-4.68	-2.00	5.32	8.00		
			242T/SU	61	-8.79	-7.86	1.21	2.14	
802.11ax HE40	Lowest	5 755	26T	0	-2.91	-1.96	7.10	8.04	
				9	-2.45	-1.43	7.55	8.57	
			17	-3.04	-2.16	6.96	7.84		
			484T/SU	65	-13.59	-12.60	-3.59	-2.60	
	Highest	5 795	26T	0	-3.18	-2.15	6.82	7.85	
				9	-2.55	-1.57	7.45	8.43	
			17	-3.47	-2.08	6.53	7.93		
			484T/SU	65	-13.82	-12.38	-3.82	-2.38	
802.11ax HE80	Middle	5 775	26T	0	-3.19	-1.83	6.81	8.17	
				18	-2.74	-1.68	7.26	8.32	
			36	-2.78	-2.28	7.22	7.72		
			996T/SU	67	-17.43	-16.40	-7.43	-6.40	

MIMO Mode

Band	Test Mode	Channel	Frequency [MHz]	Min 26 dB BW [MHz]	Dir. Gain [dBi]	Power Limit [dBm]	PPSD Limit [dBm/MHz]
U-NII-1	802.11ax HE20	Lowest	5 180	18.29	-5.63	23.62	11.00
		Middle	5 220	18.23		23.61	
		Highest	5 240	18.07		23.57	
	802.11ax HE40	Lowest	5 190	38.00		23.98	
		Highest	5 230	37.88		23.98	
	802.11ax HE80	Middle	5 210	78.07		23.98	

Test Mode	Channel	Frequency [MHz]	Tones	RU Offset	Measured PPSD [dBm/MHz]		Result [dBm/MHz]	PPSD Limit [dBm/MHz]
					ANT1	ANT2		
802.11ax HE20	Lowest	5 180	26T	0	-1.07	-1.41	11.77	11.00
				4	-1.92	-1.14	11.49	
			8	-1.16	-1.35	11.76		
			242T/SU	61	-7.53	-6.55	6.00	
	Middle	5 220	26T	0	-1.46	-1.46	11.55	
				4	-2.15	-1.52	11.19	
			8	-1.88	-1.02	11.58		
			242T/SU	61	-7.49	-6.64	5.97	
	Highest	5 240	26T	0	-1.65	-1.11	11.64	
				4	-1.91	-1.21	11.47	
			8	-1.22	-1.56	11.63		
			242T/SU	61	-7.28	-5.86	6.50	
802.11ax HE40	Lowest	5 190	26T	0	-0.83	-1.59	11.82	
				9	-1.27	-1.80	11.48	
			17	-0.41	-1.23	12.21		
			484T/SU	65	-12.21	-11.53	1.16	
	Highest	5 230	26T	0	-1.30	-1.08	11.82	
				9	-1.64	-1.53	11.43	
			17	-0.67	-0.89	12.23		
			484T/SU	65	-12.12	-11.44	1.24	
802.11ax HE80	Middle	5 210	26T	0	-0.62	-0.57	12.41	
				18	-1.15	-1.06	11.91	
			36	-0.33	-0.01	12.84		
			996T/SU	67	-15.68	-16.35	-2.99	

Band	Test Mode	Channel	Frequency [MHz]	Min 26 dB BW [MHz]	Dir. Gain [dBi]	Power Limit [dBm]	PPSD Limit [dBm/MHz]
U-NII-2A	802.11ax HE20	Lowest	5 260	18.31	-4.14	23.63	11.00
		Middle	5 300	18.15		23.59	
		Highest	5 320	17.94		23.54	
	802.11ax HE40	Lowest	5 270	38.00		23.98	
		Highest	5 310	38.00		23.98	
	802.11ax HE80	Middle	5 290	78.25		23.98	

Test Mode	Channel	Frequency [MHz]	Tones	RU Offset	Measured PPSD [dBm/MHz]		Result [dBm/MHz]	PPSD Limit [dBm/MHz]
					ANT1	ANT2		
802.11ax HE20	Lowest	5 260	26T	0	-1.05	-1.17	11.90	11.00
				4	-1.48	-1.27	11.63	
				8	-1.06	-0.84	12.06	
			242T/SU	61	-7.35	-6.59	6.05	
	Middle	5 300	26T	0	-1.54	-1.41	11.54	
				4	-1.80	-1.35	11.44	
				8	-1.65	-1.42	11.48	
			242T/SU	61	-10.50	-9.63	2.97	
	Highest	5 320	26T	0	-1.93	-1.74	11.18	
				4	-1.88	-1.43	11.36	
				8	-1.26	-1.04	11.86	
			242T/SU	61	-10.35	-9.20	3.27	
802.11ax HE40	Lowest	5 270	26T	0	0.21	-1.01	12.65	
				9	-0.98	-0.74	12.15	
				17	-0.42	-0.82	12.39	
			484T/SU	65	-11.97	-11.87	1.09	
	Highest	5 310	26T	0	-1.19	-0.81	12.02	
				9	-1.48	-1.03	11.76	
				17	-0.92	-0.50	12.31	
			484T/SU	65	-12.44	-11.53	1.05	
802.11ax HE80	Middle	5 290	26T	0	-0.57	-0.99	12.24	
				18	-1.50	-1.30	11.61	
				36	-1.04	-0.82	12.08	
			996T/SU	67	-15.73	-16.11	-2.90	

Band	Test Mode	Channel	Frequency [MHz]	Min 26 dB BW [MHz]	Dir. Gain [dBi]	Power Limit [dBm]	PPSD Limit [dBm/MHz]
U-NII-2C	802.11ax HE20	Lowest	5 500	18.17	-4.12	23.59	11.00
		Middle	5 600	18.20		23.60	
		Highest	5 700	18.19		23.60	
	802.11ax HE40	Lowest	5 510	37.77		23.98	
		Middle	5 590	38.00		23.98	
		Highest	5 670	38.08		23.98	
	802.11ax HE80	Lowest	5 530	78.05		23.98	
		Highest	5 610	78.19		23.98	

Test Mode	Channel	Frequency [MHz]	Tones	RU Offset	Measured PPSD [dBm/MHz]		Result [dBm/MHz]	PPSD Limit [dBm/MHz]
					ANT1	ANT2		
802.11ax HE20	Lowest	5 500	26T	0	-1.69	-0.94	11.72	11.00
				4	-1.70	-1.50	11.41	
				8	-1.73	-1.20	11.55	
			242T/SU	61	-7.58	-6.19	6.18	
	Middle	5 600	26T	0	-1.81	-0.86	11.70	
				4	-2.39	-1.39	11.15	
				8	-2.16	-1.96	10.95	
			242T/SU	61	-7.94	-6.46	5.88	
	Highest	5 700	26T	0	-1.79	-0.80	11.75	
				4	-2.66	-1.13	11.18	
				8	-2.52	-0.86	11.40	
			242T/SU	61	-8.61	-6.76	5.43	
802.11ax HE40	Lowest	5 510	26T	0	-1.41	-1.69	11.46	
				9	-2.36	-2.30	10.68	
				17	-1.89	-1.38	11.38	
			484T/SU	65	-10.83	-11.73	1.75	
	Highest	5 590	26T	0	-0.74	-1.16	12.06	
				9	-1.84	-1.06	11.58	
				17	-0.42	-1.45	12.10	
			484T/SU	65	-13.09	-12.29	0.34	
	Highest	5 670	26T	0	-0.93	-1.26	11.92	
				9	-1.72	-0.71	11.82	
				17	-0.89	-0.68	12.23	
			484T/SU	65	-12.48	-11.37	1.12	
802.11ax HE80	Middle	5 530	26T	0	-0.77	-0.36	12.45	
				18	-1.86	-1.25	11.46	
				36	-1.00	-0.22	12.42	
			996T/SU	67	-15.77	-15.69	-2.72	
	Highest	5 610	26T	0	-1.52	-0.96	11.78	
				18	-2.02	-0.63	11.74	
				36	-0.68	-0.37	12.49	
			996T/SU	67	-16.01	-15.61	-2.80	



Band	Test Mode	Frequency [MHz]	Portion	Min 26 dB BW [MHz]	Dir. Gain [dBi]	Power Limit [dBm]	PPSD Limit
Straddle	802.11ax HE20	5 720	U-NII-2C	13.94	-4.12	22.75	11.00 [dBm/MHz]
			U-NII-3	4.07	-5.14	30.00	30.00 [dBm/500 kHz]
	802.11ax HE40	5 710	U-NII-2C	33.95	-4.12	22.81	11.00 [dBm/MHz]
			U-NII-3	3.95	-5.14	30.00	30.00 [dBm/500 kHz]
	802.11ax HE80	5 690	U-NII-2C	73.97	-4.12	23.23	11.00 [dBm/MHz]
			U-NII-3	5.47	-5.14	30.00	30.00 [dBm/500 kHz]

Test Mode	Frequency [MHz]	Portion	Tones	RU offset	Measured PPSD [dBm/MHz]		Result [dBm/MHz]	PPSD Limit [dBm/MHz]
					ANT1	ANT2		
802.11ax HE20	5 720	U-NII-2C	26T	6	-0.34	-1.06	12.33	11.00 [dBm/MHz]
			242T/SU	61	-7.70	-6.60	5.89	30.00 [dBm/500 kHz]
		U-NII-3	26T	6	-1.63	-1.56	11.42	11.00 [dBm/MHz]
			242T/SU	61	-7.44	-7.50	5.54	30.00 [dBm/500 kHz]
802.11ax HE40	5 710	U-NII-2C	26T	16	-4.25	-2.38	9.79	11.00 [dBm/MHz]
			484T/SU	65	-12.71	-11.53	0.93	30.00 [dBm/500 kHz]
		U-NII-3	26T	16	-2.06	-0.75	11.65	11.00 [dBm/MHz]
			484T/SU	65	-13.61	-12.38	0.06	30.00 [dBm/500 kHz]
802.11ax HE80	5 690	U-NII-2C	26T	35	-3.86	-2.92	9.64	11.00 [dBm/MHz]
			996T/SU	67	-16.03	-15.16	-2.56	30.00 [dBm/500 kHz]
		U-NII-3	26T	35	-1.78	-0.43	11.96	11.00 [dBm/MHz]
			996T/SU	67	-17.84	-15.51	-3.51	30.00 [dBm/500 kHz]

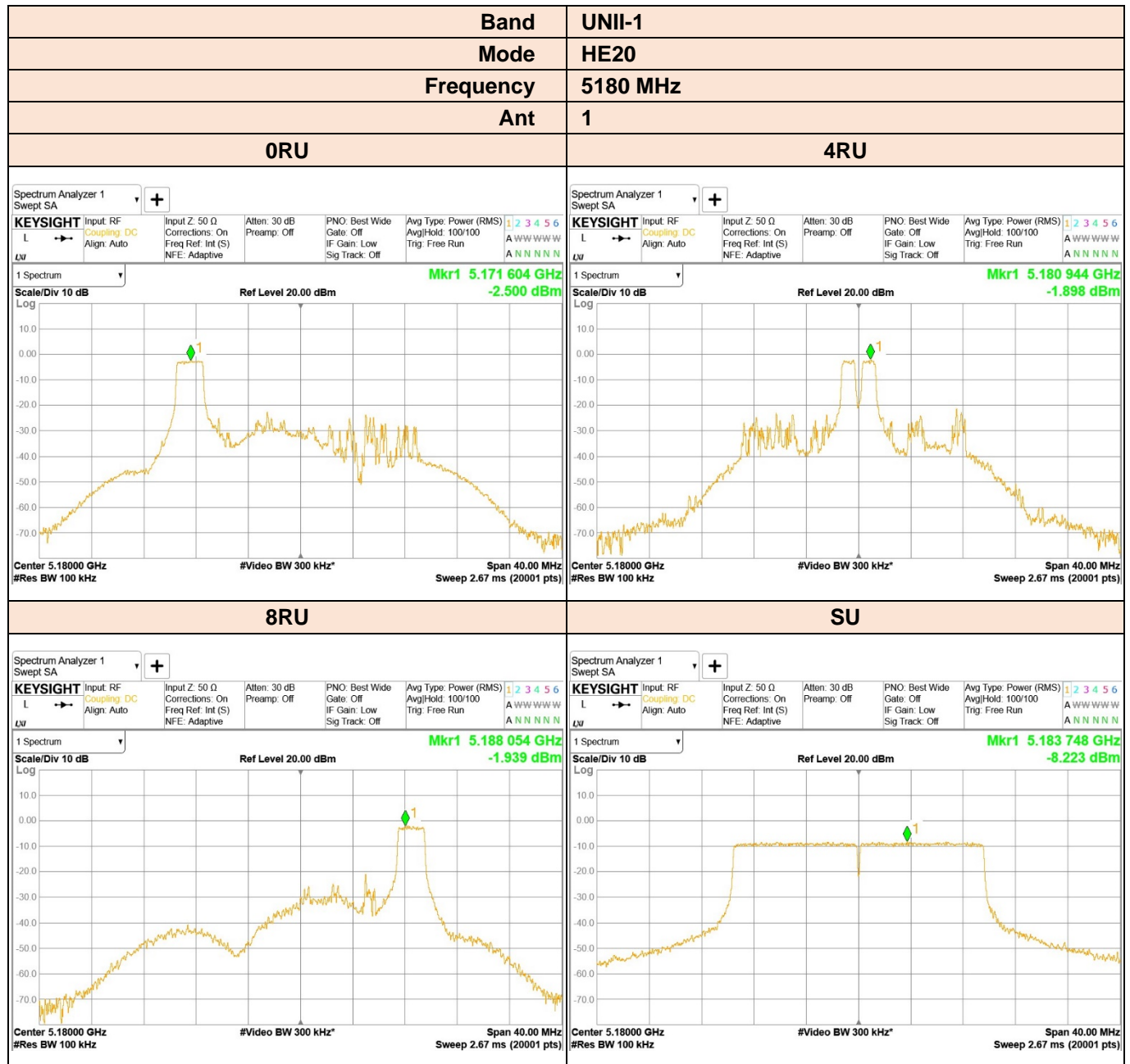
Band	Test Mode	Channel	Frequency [MHz]	Dir. Gain [dBi]	Power Limit [dBm]	PPSD Limit [dBm/MHz]
U-NII-3	802.11ax HE20	Lowest	5 745	-5.14	30.00	30.00
		Middle	5 805			
		Highest	5 825			
	802.11ax HE40	Lowest	5 755			
		Highest	5 795			
	802.11ax HE80	Middle	5 775			

Test Mode	Channel	Frequency [MHz]	Tones	RU Offset	Measured PPSD [dBm/MHz]		Result [dBm/MHz]	PPSD Limit [dBm/MHz]
					ANT1	ANT2		
802.11ax HE20	Lowest	5 745	26T	0	-0.65	-0.87	12.25	11.00
				4	-1.80	-0.90	11.68	
				8	-1.63	-0.91	11.75	
			242T/SU	-	-7.23	-6.44	6.19	
	Middle	5 805	26T	0	-1.84	-0.41	11.95	
				4	-2.33	-0.50	11.69	
				8	-2.65	-0.80	11.38	
			242T/SU	-	-8.21	-6.04	6.02	
	Highest	5 825	26T	0	-2.01	-0.43	11.86	
				4	-2.37	-1.02	11.37	
				8	-1.76	-1.20	11.54	
			242T/SU	-	-8.10	-5.82	6.20	
802.11ax HE40	Lowest	5 755	26T	0	-0.87	-1.03	12.06	
				9	-1.83	-0.41	11.94	
				17	-1.59	-0.19	12.18	
			484T/SU	-	-12.84	-11.05	1.16	
	Highest	5 795	26T	0	-1.13	-0.83	12.03	
				9	-1.82	-0.60	11.84	
				17	-1.79	-0.08	12.16	
			484T/SU	-	-13.06	-11.67	0.70	
802.11ax HE80	Middle	5 775	26T	0	-0.89	-0.33	12.41	
				18	-1.80	-0.39	11.97	
				36	-1.20	0.35	12.65	
			996T/SU	-	-16.08	-15.27	-2.65	



BUREAU VERITAS

[Test Plot of Power Spectral Density] TEST PLOT_802.11ax 1Tx (SISO) MODE 5.1 GHz BAND

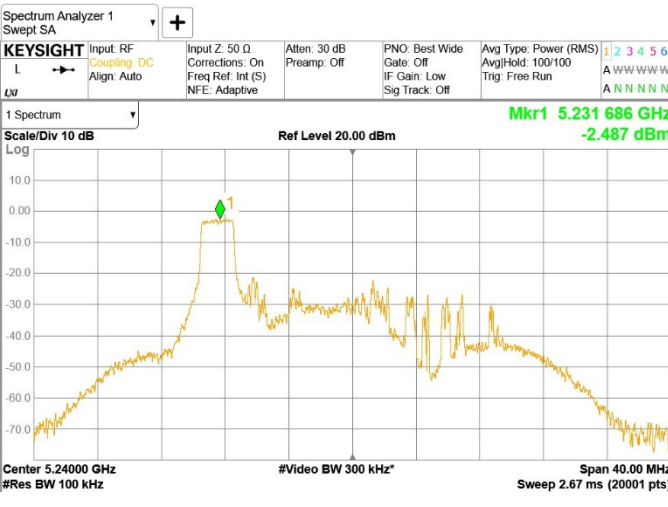
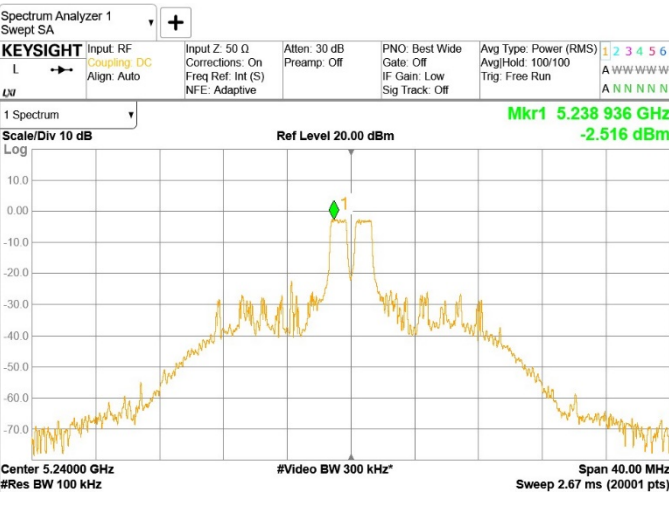
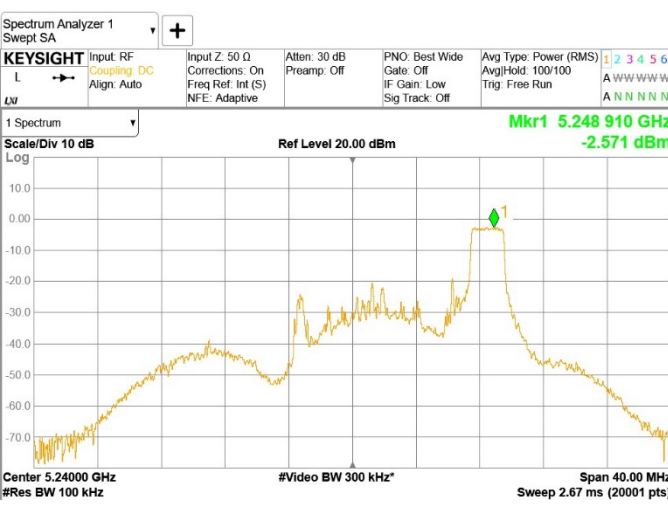
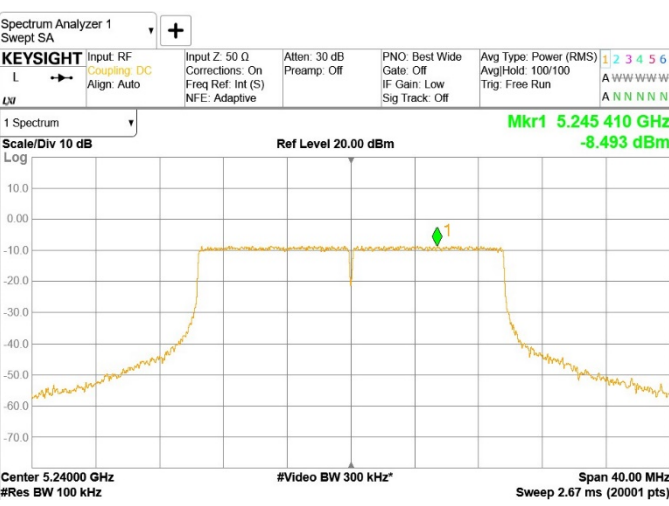




BUREAU
VERITAS

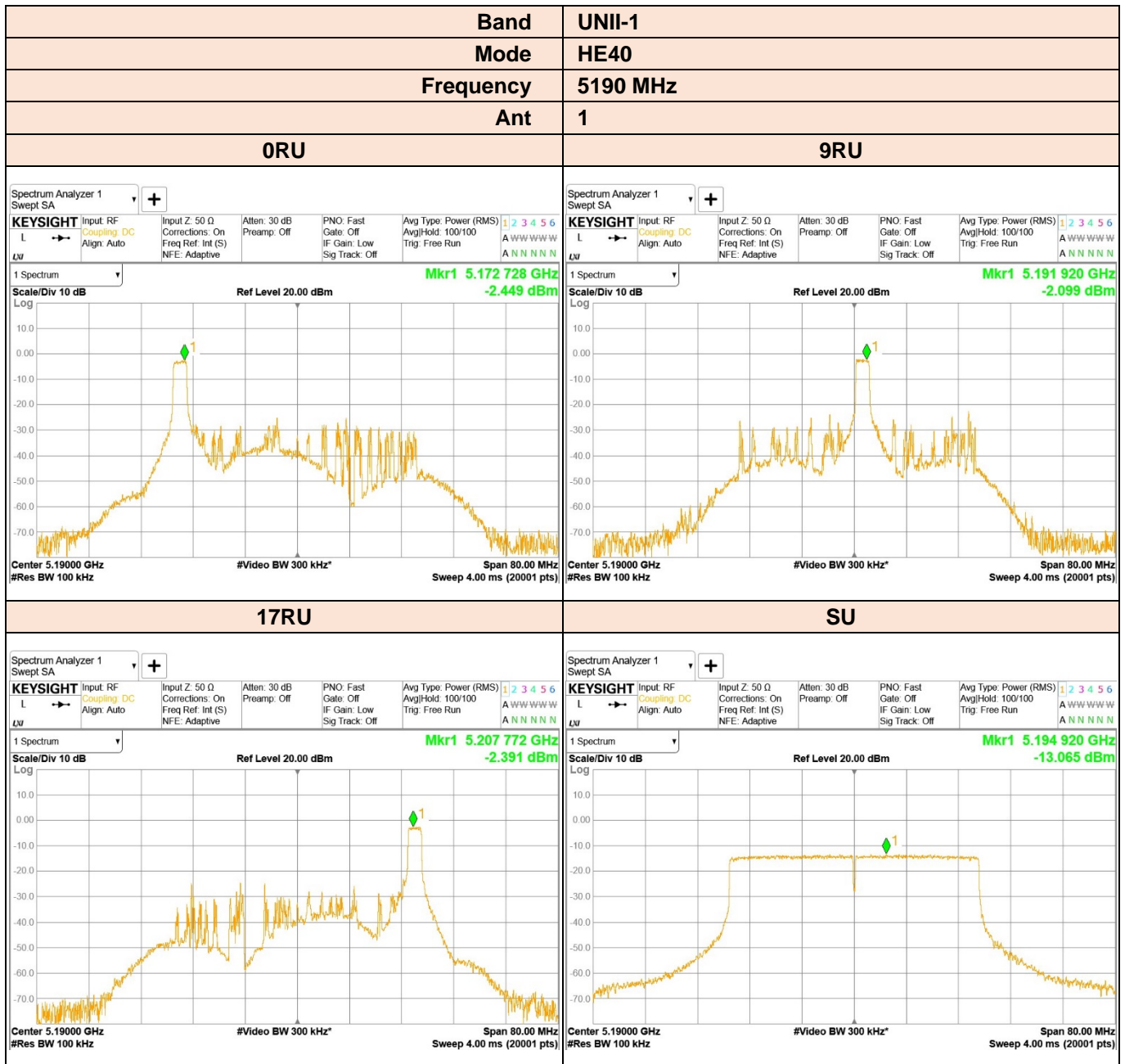
Band	UNII-1
Mode	HE20
Frequency	5220 MHz
Ant	1
0RU	4RU
8RU	SU



Band	UNII-1
Mode	HE20
Frequency	5240 MHz
Ant	1
0RU	4RU
	
8RU	SU
	

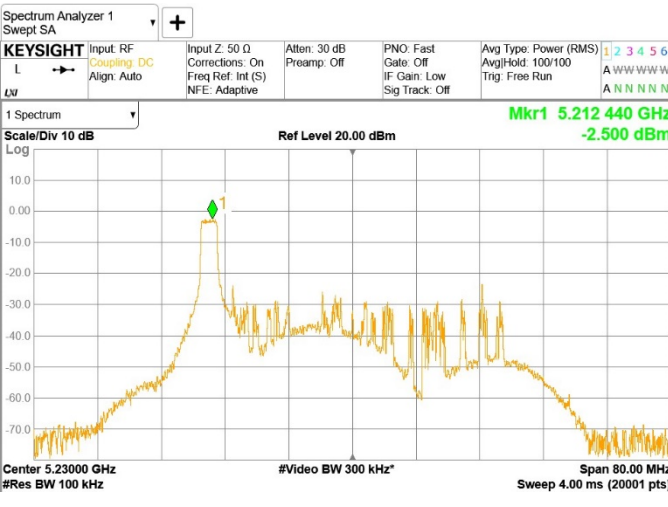
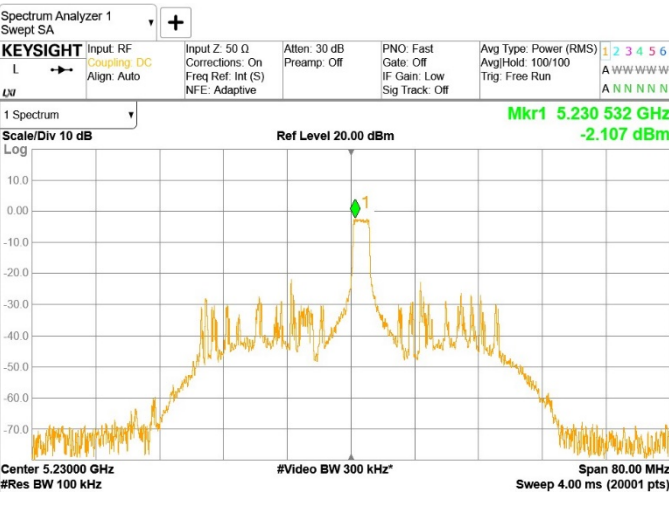


BUREAU
VERITAS





BUREAU
VERITAS

Band	UNII-1
Mode	HE40
Frequency	5230 MHz
Ant	1
0RU	9RU
	
17RU	SU
