

MEASUREMENT REPORT LTE

Applicant Name:

Samsung Electronics Co., Ltd.
129, Samsung-ro,
Yeongtong-gu, Suwon-si
Gyeonggi-do, 16677, Korea

Date of Testing:

07/22 – 08/20/2019

Test Site/Location:

PCTEST Lab. Columbia, MD, USA

Test Report Serial No.:

1M1907300131-03.A3L

FCC ID:

A3LSMT867U

APPLICANT:

Samsung Electronics Co., Ltd.

Application Type:

Certification

Model:

SM-T867U

Additional Model:

SM-T867R4

EUT Type:

Portable Tablet

FCC Classification:

PCS Licensed Transmitter (PCB)

FCC Rule Part(s):


22, 24, & 27

Test Procedure(s):

ANSI C63.26-2015, ANSI/TIA-603-E-2016, KDB 971168 D01 v03r01

This equipment has been shown to be capable of compliance with the applicable technical standards as indicated in the measurement report and was tested in accordance with the measurement procedures specified in §2.947. Test results reported herein relate only to the item(s) tested.

I attest to the accuracy of data. All measurements reported herein were performed by me or were made under my supervision and are correct to the best of my knowledge and belief. I assume full responsibility for the completeness of these measurements and vouch for the qualifications of all persons taking them.



Randy Ortanez
President




FCC ID: A3LSMT867U	 MEASUREMENT REPORT (CERTIFICATION) 	Approved by: Quality Manager
Test Report S/N: 1M1907300131-03.A3L	Test Dates: 07/22 – 08/20/2019	EUT Type: Portable Tablet
		Page 1 of 277

TABLE OF CONTENTS

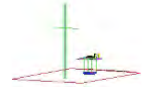
1.0	INTRODUCTION	6
1.1	Scope	6
1.2	PCTEST Test Location.....	6
1.3	Test Facility / Accreditations.....	6
2.0	PRODUCT INFORMATION.....	7
2.1	Equipment Description	7
2.2	Device Capabilities.....	7
2.3	Test Configuration	7
2.4	EMI Suppression Device(s)/Modifications	7
3.0	DESCRIPTION OF TESTS	8
3.1	Measurement Procedure.....	8
3.2	600 MHz Band Frequency Range	8
3.3	Block C Frequency Range	8
3.4	Block A Frequency Range.....	8
3.5	Cellular - Base Frequency Blocks	8
3.6	Cellular - Mobile Frequency Blocks	9
3.7	PCS - Base Frequency Blocks	9
3.8	PCS - Mobile Frequency Blocks.....	9
3.9	AWS - Base Frequency Blocks	9
3.10	AWS - Mobile Frequency Blocks.....	10
3.11	BRS/EBS Frequency Block	10
3.12	Radiated Power and Radiated Spurious Emissions	11
4.0	MEASUREMENT UNCERTAINTY	12
5.0	TEST EQUIPMENT CALIBRATION DATA	13
6.0	SAMPLE CALCULATIONS	14
7.0	TEST RESULTS.....	15
7.1	Summary	15
7.2	Occupied Bandwidth	17
7.3	Spurious and Harmonic Emissions at Antenna Terminal	71
7.4	Band Edge Emissions at Antenna Terminal	113
7.5	Peak-Average Ratio	176
7.6	Uplink Carrier Aggregation	195
7.7	Radiated Power (ERP/EIRP).....	222
7.8	Radiated Spurious Emissions Measurements	233
7.9	Uplink Carrier Aggregation Radiated Measurements	252
7.10	Frequency Stability / Temperature Variation	260
8.0	CONCLUSION.....	277

FCC ID: A3LSMT867U		MEASUREMENT REPORT (CERTIFICATION)		Approved by: Quality Manager
Test Report S/N: 1M1907300131-03.A3L	Test Dates: 07/22 – 08/20/2019	EUT Type: Portable Tablet		Page 2 of 277



MEASUREMENT REPORT

FCC Part 22, 24, & 27



Mode	FCC Rule Part	Tx Frequency (MHz)	ERP		EIRP		Emission Designator	Modulation
			Max. Power (W)	Max. Power (dBm)	Max. Power (W)	Max. Power (dBm)		
LTE Band 71	27	665.5 - 695.5	0.077	18.87			4M53G7D	QPSK
LTE Band 71	27	665.5 - 695.5	0.072	18.57			4M50W7D	16QAM
LTE Band 71	27	665.5 - 695.5	0.062	17.89			4M53W7D	64QAM
LTE Band 71	27	668 - 693	0.077	18.86			9M04G7D	QPSK
LTE Band 71	27	668 - 693	0.070	18.46			9M03W7D	16QAM
LTE Band 71	27	668 - 693	0.060	17.78			9M02W7D	64QAM
LTE Band 71	27	670.5 - 690.5	0.077	18.85			13M5G7D	QPSK
LTE Band 71	27	670.5 - 690.5	0.070	18.45			13M5W7D	16QAM
LTE Band 71	27	670.5 - 690.5	0.060	17.77			13M5W7D	64QAM
LTE Band 71	27	673 - 688	0.078	18.94			18M0G7D	QPSK
LTE Band 71	27	673 - 688	0.070	18.44			18M0W7D	16QAM
LTE Band 71	27	673 - 688	0.060	17.76			18M0W7D	64QAM
LTE Band 12	27	699.7 - 715.3	0.067	18.29	0.111	20.44	1M09G7D	QPSK
LTE Band 12	27	699.7 - 715.3	0.060	17.80	0.099	19.95	1M10W7D	16QAM
LTE Band 12	27	699.7 - 715.3	0.041	16.10	0.067	18.25	1M09W7D	64QAM
LTE Band 12	27	700.5 - 714.5	0.066	18.22	0.109	20.37	2M70G7D	QPSK
LTE Band 12	27	700.5 - 714.5	0.059	17.69	0.096	19.84	2M70W7D	16QAM
LTE Band 12	27	700.5 - 714.5	0.040	16.02	0.066	18.17	2M70W7D	64QAM
LTE Band 12	27	701.5 - 713.5	0.067	18.27	0.110	20.42	4M52G7D	QPSK
LTE Band 12	27	701.5 - 713.5	0.058	17.61	0.095	19.76	4M50W7D	16QAM
LTE Band 12	27	701.5 - 713.5	0.040	15.99	0.065	18.14	4M53W7D	64QAM
LTE Band 12	27	704 - 711	0.067	18.29	0.111	20.44	9M03G7D	QPSK
LTE Band 12	27	704 - 711	0.057	17.53	0.093	19.68	8M99W7D	16QAM
LTE Band 12	27	704 - 711	0.039	15.86	0.063	18.01	9M01W7D	64QAM
LTE Band 13	27	779.5 - 784.5	0.136	21.32	0.222	23.47	4M55G7D	QPSK
LTE Band 13	27	779.5 - 784.5	0.123	20.89	0.201	23.04	4M53W7D	16QAM
LTE Band 13	27	779.5 - 784.5	0.091	19.60	0.150	21.75	4M53W7D	64QAM
LTE Band 13	27	782	0.127	21.05	0.209	23.20	9M00G7D	QPSK
LTE Band 13	27	782	0.101	20.06	0.166	22.21	9M03W7D	16QAM
LTE Band 13	27	782	0.082	19.14	0.135	21.29	8M99W7D	64QAM
LTE Band 26/5	22H	824.7 - 848.3	0.131	21.17	0.215	23.32	1M10G7D	QPSK
LTE Band 26/5	22H	824.7 - 848.3	0.102	20.10	0.168	22.25	1M10W7D	16QAM
LTE Band 26/5	22H	824.7 - 848.3	0.077	18.86	0.126	21.01	1M09W7D	64QAM
LTE Band 26/5	22H	825.5 - 847.5	0.133	21.23	0.218	23.38	2M71G7D	QPSK
LTE Band 26/5	22H	825.5 - 847.5	0.104	20.16	0.170	22.31	2M71W7D	16QAM
LTE Band 26/5	22H	825.5 - 847.5	0.078	18.92	0.128	21.07	2M71W7D	64QAM
LTE Band 26/5	22H	826.5 - 846.5	0.135	21.29	0.221	23.44	4M54G7D	QPSK
LTE Band 26/5	22H	826.5 - 846.5	0.105	20.22	0.173	22.37	4M53W7D	16QAM
LTE Band 26/5	22H	826.5 - 846.5	0.079	18.98	0.130	21.13	4M51W7D	64QAM
LTE Band 26/5	22H	829 - 844	0.136	21.35	0.224	23.50	9M02G7D	QPSK
LTE Band 26/5	22H	829 - 844	0.107	20.28	0.175	22.43	9M03W7D	16QAM
LTE Band 26/5	22H	829 - 844	0.080	19.04	0.132	21.19	9M00W7D	64QAM
LTE Band 26	22H	831.5 - 841.5	0.138	21.41	0.227	23.56	13M5G7D	QPSK
LTE Band 26	22H	831.5 - 841.5	0.108	20.34	0.177	22.49	13M5W7D	16QAM
LTE Band 26	22H	831.5 - 841.5	0.081	19.10	0.133	21.25	13M5W7D	64QAM

EUT Overview (<1 GHz)

FCC ID: A3LSMT867U	 MEASUREMENT REPORT (CERTIFICATION) 		Approved by: Quality Manager
Test Report S/N: 1M1907300131-03.A3L	Test Dates: 07/22 - 08/20/2019	EUT Type: Portable Tablet	Page 3 of 277

Mode	FCC Rule Part	Tx Frequency (MHz)	EIRP		Emission Designator	Modulation
			Max. Power (W)	Max. Power (dBm)		
LTE Band 66/4	27	1710.7 - 1779.3	0.352	25.47	1M11G7D	QPSK
LTE Band 66/4	27	1710.7 - 1779.3	0.299	24.75	1M09W7D	16QAM
LTE Band 66/4	27	1710.7 - 1779.3	0.231	23.63	1M10W7D	64QAM
LTE Band 66/4	27	1711.5 - 1778.5	0.356	25.52	2M71G7D	QPSK
LTE Band 66/4	27	1711.5 - 1778.5	0.305	24.85	2M71W7D	16QAM
LTE Band 66/4	27	1711.5 - 1778.5	0.238	23.76	2M71W7D	64QAM
LTE Band 66/4	27	1712.5 - 1777.5	0.359	25.55	4M57G7D	QPSK
LTE Band 66/4	27	1712.5 - 1777.5	0.310	24.91	4M54W7D	16QAM
LTE Band 66/4	27	1712.5 - 1777.5	0.243	23.85	4M53W7D	64QAM
LTE Band 66/4	27	1715 - 1775	0.353	25.48	9M06G7D	QPSK
LTE Band 66/4	27	1715 - 1775	0.304	24.83	9M05W7D	16QAM
LTE Band 66/4	27	1715 - 1775	0.235	23.72	9M02W7D	64QAM
LTE Band 66/4	27	1717.5 - 1772.5	0.369	25.67	13M5G7D	QPSK
LTE Band 66/4	27	1717.5 - 1772.5	0.318	25.03	13M5W7D	16QAM
LTE Band 66/4	27	1717.5 - 1772.5	0.251	23.99	13M5W7D	64QAM
LTE Band 66/4	27	1720 - 1770	0.377	25.76	18M0G7D	QPSK
LTE Band 66/4	27	1720 - 1770	0.310	24.91	18M0W7D	16QAM
LTE Band 66/4	27	1720 - 1770	0.242	23.83	18M0W7D	64QAM
LTE Band 25/2	24E	1850.7 - 1914.3	0.389	25.90	1M10G7D	QPSK
LTE Band 25/2	24E	1850.7 - 1914.3	0.330	25.18	1M10W7D	16QAM
LTE Band 25/2	24E	1850.7 - 1914.3	0.272	24.35	1M09W7D	64QAM
LTE Band 25/2	24E	1851.5 - 1913.5	0.400	26.02	2M71G7D	QPSK
LTE Band 25/2	24E	1851.5 - 1913.5	0.326	25.13	2M71W7D	16QAM
LTE Band 25/2	24E	1851.5 - 1913.5	0.293	24.67	2M71W7D	64QAM
LTE Band 25/2	24E	1852.5 - 1912.5	0.398	26.00	4M56G7D	QPSK
LTE Band 25/2	24E	1852.5 - 1912.5	0.327	25.14	4M54W7D	16QAM
LTE Band 25/2	24E	1852.5 - 1912.5	0.302	24.80	4M54W7D	64QAM
LTE Band 25/2	24E	1855 - 1910	0.402	26.04	9M01G7D	QPSK
LTE Band 25/2	24E	1855 - 1910	0.340	25.31	8M99W7D	16QAM
LTE Band 25/2	24E	1855 - 1910	0.314	24.97	9M00W7D	64QAM
LTE Band 25/2	24E	1857.5 - 1907.5	0.405	26.07	13M5G7D	QPSK
LTE Band 25/2	24E	1857.5 - 1907.5	0.335	25.25	13M5W7D	16QAM
LTE Band 25/2	24E	1857.5 - 1907.5	0.272	24.35	13M5W7D	64QAM
LTE Band 25/2	24E	1860 - 1905	0.405	26.08	18M0G7D	QPSK
LTE Band 25/2	24E	1860 - 1905	0.335	25.25	18M0W7D	16QAM
LTE Band 25/2	24E	1860 - 1905	0.269	24.30	17M9W7D	64QAM

EUT Overview (Mid Bands)

FCC ID: A3LSMT867U	 MEASUREMENT REPORT (CERTIFICATION) 		Approved by: Quality Manager
Test Report S/N: 1M1907300131-03.A3L	Test Dates: 07/22 – 08/20/2019	EUT Type: Portable Tablet	Page 4 of 277

Mode	FCC Rule Part	Tx Frequency (MHz)	EIRP		Emission Designator	Modulation
			Max. Power (W)	Max. Power (dBm)		
LTE Band 7	27	2502.5 - 2567.5	0.140	21.46	4M51G7D	QPSK
LTE Band 7	27	2502.5 - 2567.5	0.122	20.85	4M52W7D	16QAM
LTE Band 7	27	2502.5 - 2567.5	0.090	19.52	4M53W7D	64QAM
LTE Band 7	27	2505 - 2565	0.143	21.56	9M05G7D	QPSK
LTE Band 7	27	2505 - 2565	0.121	20.83	8M99W7D	16QAM
LTE Band 7	27	2505 - 2565	0.093	19.68	9M01W7D	64QAM
LTE Band 7	27	2507.5 - 2562.5	0.144	21.58	13M5G7D	QPSK
LTE Band 7	27	2507.5 - 2562.5	0.124	20.94	13M5W7D	16QAM
LTE Band 7	27	2507.5 - 2562.5	0.096	19.83	13M5W7D	64QAM
LTE Band 7	27	2510 - 2560	0.144	21.58	18M0G7D	QPSK
LTE Band 7	27	2510 - 2560	0.128	21.07	18M0W7D	16QAM
LTE Band 7	27	2510 - 2560	0.099	19.95	18M0W7D	64QAM
LTE Band 41 (PC2)	27	2498.5 - 2687.5	0.305	24.84	4M52G7D	QPSK
LTE Band 41 (PC2)	27	2498.5 - 2687.5	0.269	24.30	4M52W7D	16QAM
LTE Band 41 (PC2)	27	2498.5 - 2687.5	0.208	23.18	4M53W7D	64QAM
LTE Band 41 (PC2)	27	2501 - 2685	0.304	24.83	8M98G7D	QPSK
LTE Band 41 (PC2)	27	2501 - 2685	0.268	24.28	9M00W7D	16QAM
LTE Band 41 (PC2)	27	2501 - 2685	0.209	23.19	9M01W7D	64QAM
LTE Band 41 (PC2)	27	2503.5 - 2682.5	0.304	24.83	13M5G7D	QPSK
LTE Band 41 (PC2)	27	2503.5 - 2682.5	0.273	24.35	13M5W7D	16QAM
LTE Band 41 (PC2)	27	2503.5 - 2682.5	0.211	23.24	13M5W7D	64QAM
LTE Band 41 (PC2)	27	2506 - 2680	0.306	24.85	18M0G7D	QPSK
LTE Band 41 (PC2)	27	2506 - 2680	0.268	24.28	18M0W7D	16QAM
LTE Band 41 (PC2)	27	2506 - 2680	0.213	23.29	17M9W7D	64QAM
LTE Band 41 (PC3)	27	2498.5 - 2687.5	0.179	22.54	4M52G7D	QPSK
LTE Band 41 (PC3)	27	2498.5 - 2687.5	0.147	21.67	4M52W7D	16QAM
LTE Band 41 (PC3)	27	2498.5 - 2687.5	0.113	20.52	4M53W7D	64QAM
LTE Band 41 (PC3)	27	2501 - 2685	0.178	22.51	8M98G7D	QPSK
LTE Band 41 (PC3)	27	2501 - 2685	0.143	21.55	9M00W7D	16QAM
LTE Band 41 (PC3)	27	2501 - 2685	0.114	20.58	9M01W7D	64QAM
LTE Band 41 (PC3)	27	2503.5 - 2682.5	0.179	22.53	13M5G7D	QPSK
LTE Band 41 (PC3)	27	2503.5 - 2682.5	0.147	21.66	13M5W7D	16QAM
LTE Band 41 (PC3)	27	2503.5 - 2682.5	0.112	20.48	13M5W7D	64QAM
LTE Band 41 (PC3)	27	2506 - 2680	0.181	22.58	18M0G7D	QPSK
LTE Band 41 (PC3)	27	2506 - 2680	0.141	21.49	18M0W7D	16QAM
LTE Band 41 (PC3)	27	2506 - 2680	0.108	20.33	17M9W7D	64QAM

EUT Overview (High Bands)

FCC ID: A3LSMT867U	 MEASUREMENT REPORT (CERTIFICATION) 		Approved by: Quality Manager
Test Report S/N: 1M1907300131-03.A3L	Test Dates: 07/22 – 08/20/2019	EUT Type: Portable Tablet	Page 5 of 277

1.0 INTRODUCTION

1.1 Scope

Measurement and determination of electromagnetic emissions (EMC) of radio frequency devices including intentional and/or unintentional radiators for compliance with the technical rules and regulations of the Federal Communications Commission and the Innovation, Science and Economic Development Canada.

1.2 PCTEST Test Location

These measurement tests were conducted at the PCTEST Engineering Laboratory, Inc. facility located at 7185 Oakland Mills Road, Columbia, MD 21046. The measurement facility is compliant with the test site requirements specified in ANSI C63.4-2014.

1.3 Test Facility / Accreditations

Measurements were performed at PCTEST Engineering Lab located in Columbia, MD 21046, U.S.A.

- PCTEST is an ISO 17025-2005 accredited test facility under the American Association for Laboratory Accreditation (A2LA) with Certificate number 2041.01 for Specific Absorption Rate (SAR), Hearing Aid Compatibility (HAC) testing, where applicable, and Electromagnetic Compatibility (EMC) testing for FCC and Innovation, Science, and Economic Development Canada rules.
- PCTEST TCB is a Telecommunication Certification Body (TCB) accredited to ISO/IEC 17065-2012 by A2LA (Certificate number 2041.03) in all scopes of FCC Rules and ISSED Standards (RSS).
- PCTEST facility is a registered (2451B) test laboratory with the site description on file with ISSED.

FCC ID: A3LSMT867U		MEASUREMENT REPORT (CERTIFICATION)		Approved by: Quality Manager
Test Report S/N: 1M1907300131-03.A3L	Test Dates: 07/22 – 08/20/2019	EUT Type: Portable Tablet		Page 6 of 277

2.0 PRODUCT INFORMATION

2.1 Equipment Description

The Equipment Under Test (EUT) is the **Samsung Portable Tablet FCC ID: A3LSMT867U**. The test data contained in this report pertains only to the emissions due to the EUT's LTE function.

Test Device Serial No.: 04732, 09911, 09000, 11354, 04757, 04674

2.2 Device Capabilities

This device contains the following capabilities:

850/1700/1900 WCDMA, Multi-band LTE, 802.11b/g/n WLAN, 802.11a/n/ac UNII, Bluetooth (1x, EDR, LE), ANT+, Wireless Power Transfer

LTE Band 26 (814.7 – 849 MHz) overlaps the entire frequency range of LTE Band 5 (824 – 849 MHz). Therefore, test data provided in this report covers Band 5 and the portion of Band 26 subject to Part 22.

LTE Band 66 (1710 - 1780 MHz) overlaps the entire frequency range of LTE Band 4 (1710 - 1755 MHz). Therefore, test data provided in this report covers Band 4 as well as Band 66.

LTE Band 25 (1850 - 1915 MHz) overlaps the entire frequency range of LTE Band 2 (1850 - 1910 MHz). Therefore, test data provided in this report covers Band 2 as well as Band 25.

This device uses a tuner circuit that dynamically updates the antenna impedance parameters to optimize antenna performance for certain bands and modes of operation. The tuner for this device was set to simulate a "free space" condition where the transmit antenna is matched to the medium into which it is transmitting and, thus, the power is at its maximum level.

2.3 Test Configuration

The EUT was tested per the guidance of ANSI/TIA-603-E-2016 and KDB 971168 D01 v03r01. See Section 7.0 of this test report for a description of the radiated and antenna port conducted emissions tests.

2.4 EMI Suppression Device(s)/Modifications

No EMI suppression device(s) were added and no modifications were made during testing.

FCC ID: A3LSMT867U		MEASUREMENT REPORT (CERTIFICATION)		Approved by: Quality Manager
Test Report S/N: 1M1907300131-03.A3L	Test Dates: 07/22 – 08/20/2019	EUT Type: Portable Tablet		Page 7 of 277

3.0 DESCRIPTION OF TESTS

3.1 Measurement Procedure

The measurement procedures described in the document titled "Land Mobile FM or PM – Communications Equipment – Measurements and Performance Standards" (ANSI/TIA-603-E-2016) and "Procedures for Compliance Measurement of the Fundamental Emission Power of Licensed Wideband (> 1 MHz) Digital Transmission Systems" (KDB 971168 D01 v03r01) were used in the measurement of the EUT.

3.2 600 MHz Band Frequency Range

600 MHz band. The 600 MHz band (617-652 MHz and 663-698 MHz) has seven pairs of 5 megahertz channel blocks available for assignment on a Partial Economic Area basis as follows:

Block A: 617-622 MHz and 663-668 MHz;
Block B: 622-627 MHz and 668-673 MHz;
Block C: 627-632 MHz and 673-678 MHz;
Block D: 632-637 MHz and 678-683 MHz;
Block E: 637-642 MHz and 683-688 MHz;
Block F: 642-647 MHz and 688-693 MHz; and
Block G: 647-652 MHz and 693-698 MHz

3.3 Block C Frequency Range

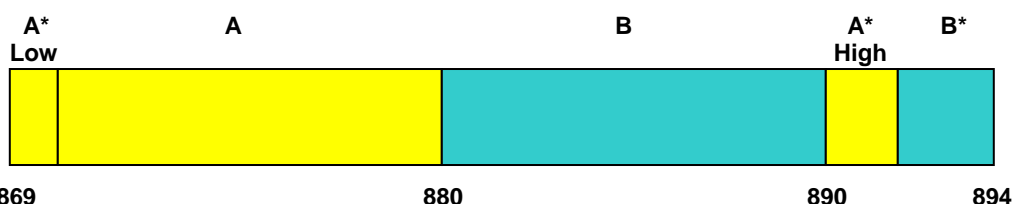
Two paired channels of 11 megahertz each are available for assignment in Block C in the 746-757 MHz and 776-787 MHz bands. In the event that no licenses for two channels in this Block C are assigned based on the results of the first auction in which such licenses were offered because the auction results do not satisfy the applicable reserve price, the spectrum in the 746-757 MHz and 776-787 MHz bands will instead be made available for assignment at a subsequent auction as follows: (i) Two paired channels of 6 megahertz each available for assignment in Block C1 in the 746-752 MHz and 776-782 MHz bands. (ii) Two paired channels of 5 megahertz each available for assignment in Block C2 in the 752-757 MHz and 782-787 MHz bands.

3.4 Block A Frequency Range

698-746 MHz band. The following frequencies are available for licensing pursuant to this part in the 698-746 MHz band: (1) Three paired channel blocks of 12 megahertz each are available for assignment as follows:

Block A: 698-704 MHz and 728-734 MHz;
Block B: 704-710 MHz and 734-740 MHz; and
Block C: 710-716 MHz and 740-746 MHz.

3.5 Cellular - Base Frequency Blocks



BLOCK 1: 869 – 880 MHz (A* Low + A)

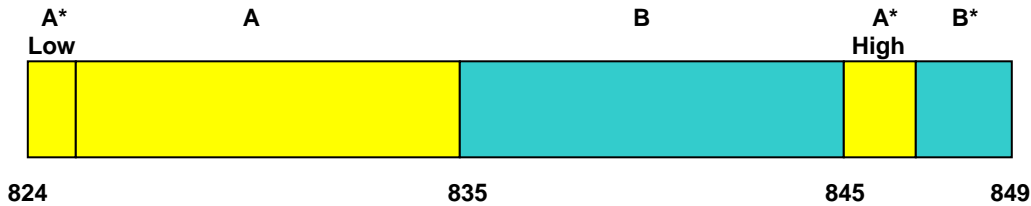
BLOCK 2: 880 – 890 MHz (B)

BLOCK 3: 890 – 891.5 MHz (A* High)

BLOCK 4: 891.5 – 894 MHz (B*)

FCC ID: A3LSMT867U	 MEASUREMENT REPORT (CERTIFICATION) 		Approved by: Quality Manager
Test Report S/N: 1M1907300131-03.A3L	Test Dates: 07/22 – 08/20/2019	EUT Type: Portable Tablet	Page 8 of 277

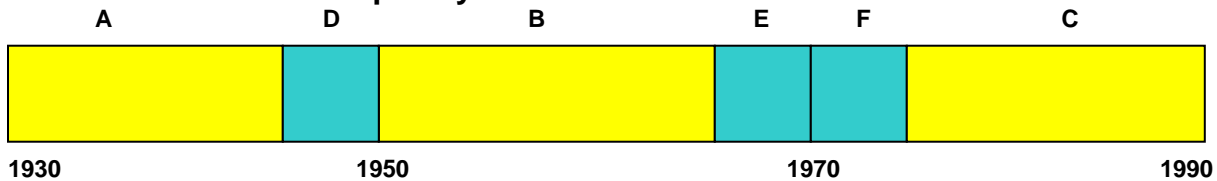
3.6 Cellular - Mobile Frequency Blocks



BLOCK 1: 824 – 835 MHz (A* Low + A)
BLOCK 2: 835 – 845 MHz (B)

BLOCK 3: 845 – 846.5 MHz (A* High)
BLOCK 4: 846.5 – 849 MHz (B*)

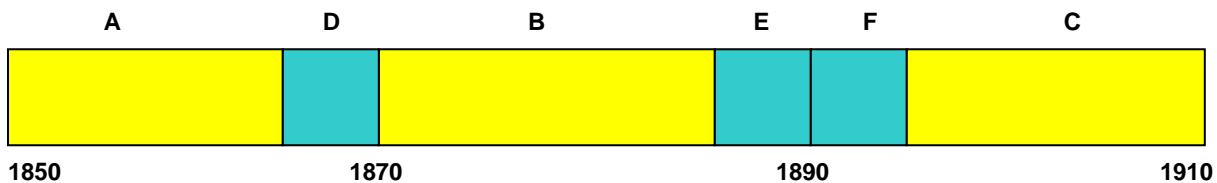
3.7 PCS - Base Frequency Blocks



BLOCK 1: 1930 – 1945 MHz (A)
BLOCK 2: 1945 – 1950 MHz (D)
BLOCK 3: 1950 – 1965 MHz (B)

BLOCK 4: 1965 – 1970 MHz (E)
BLOCK 5: 1970 – 1975 MHz (F)
BLOCK 6: 1975 – 1990 MHz (C)

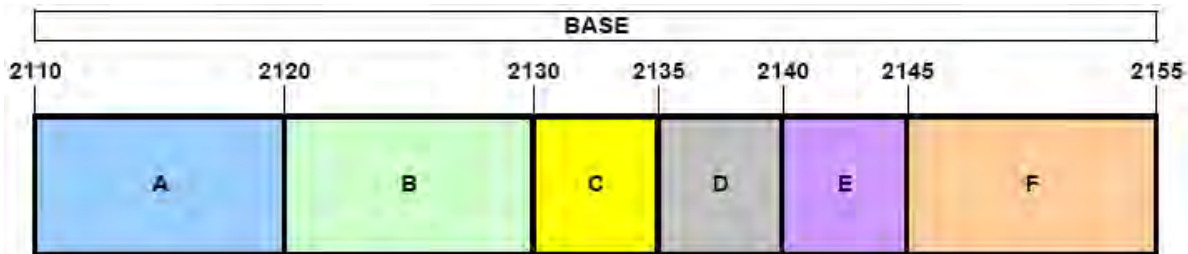
3.8 PCS - Mobile Frequency Blocks



BLOCK 1: 1850 – 1865 MHz (A)
BLOCK 2: 1865 – 1870 MHz (D)
BLOCK 3: 1870 – 1885 MHz (B)

BLOCK 4: 1885 – 1890 MHz (E)
BLOCK 5: 1890 – 1895 MHz (F)
BLOCK 6: 1895 – 1910 MHz (C)

3.9 AWS - Base Frequency Blocks

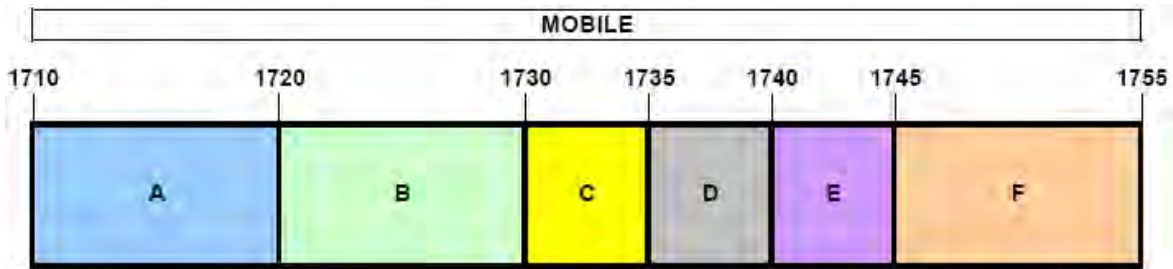


BLOCK 1: 2110 – 2120 MHz (A)
BLOCK 2: 2120 – 2130 MHz (B)
BLOCK 3: 2130 – 2135 MHz (C)

BLOCK 4: 2135 – 2140 MHz (D)
BLOCK 5: 2140 – 2145 MHz (E)
BLOCK 6: 2145 – 2155 MHz (F)

FCC ID: A3LSMT867U	PCTEST ENGINEERING LABORATORY, INC.	MEASUREMENT REPORT (CERTIFICATION)	SAMSUNG	Approved by: Quality Manager
Test Report S/N: 1M1907300131-03.A3L	Test Dates: 07/22 – 08/20/2019	EUT Type: Portable Tablet		Page 9 of 277

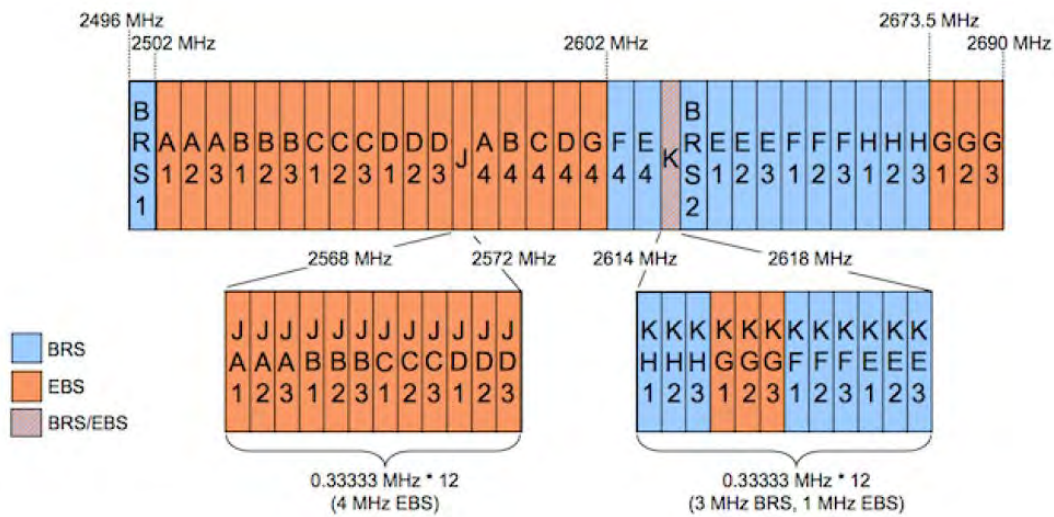
3.10 AWS - Mobile Frequency Blocks



BLOCK 1: 1710 – 1720 MHz (A)
BLOCK 2: 1720 – 1730 MHz (B)
BLOCK 3: 1730 – 1735 MHz (C)

BLOCK 4: 1735 – 1740 MHz (D)
BLOCK 5: 1740 – 1745 MHz (E)
BLOCK 6: 1745 – 1755 MHz (F)

3.11 BRS/EBS Frequency Block



FCC ID: A3LSMT867U	PCTEST ENGINEERING LABORATORY, INC.	MEASUREMENT REPORT (CERTIFICATION)	SAMSUNG	Approved by: Quality Manager
Test Report S/N: 1M1907300131-03.A3L	Test Dates: 07/22 – 08/20/2019	EUT Type: Portable Tablet		Page 10 of 277

3.12 Radiated Power and Radiated Spurious Emissions

The radiated test facilities consisted of an indoor 3 meter semi-anechoic chamber used for final measurements and exploratory measurements, when necessary. The measurement area is contained within the semi-anechoic chamber which is shielded from any ambient interference. The test site inside the chamber is a 6m x 5.2m elliptical, obstruction-free area in accordance with Figure 5.7 of Clause 5 in ANSI C63.4-2014. Absorbers are arranged on the floor between the turn table and the antenna mast in such a way so as to maximize the reduction of reflections for measurements above 1GHz. For measurements below 1GHz, the absorbers are removed. A raised turntable is used for radiated measurement. The turn table is a continuously rotatable, remote-controlled, metallic turntable and 2 meters (6.56 ft.) in diameter. The turn table is flush with the raised floor of the chamber in order to maintain its function as a ground plane. An 80cm tall test table made of Styrodur is placed on top of the turn table. A Styrodur pedestal is placed on top of the test table to bring the total table height to 1.5m.

The equipment under test was transmitting while connected to its integral antenna and is placed on a turntable 3 meters from the receive antenna. The receive antenna height is adjusted between 1 and 4 meter height, the turntable is rotated through 360 degrees, and the EUT is manipulated through all orthogonal planes representative of its typical use to achieve the highest reading on the receive spectrum analyzer. Radiated power levels are also investigated with the receive antenna horizontally and vertically polarized. The maximized power level is recorded using the spectrum analyzer "Channel Power" function with the integration band set to the emissions' occupied bandwidth, a RMS detector, RBW = 100kHz, VBW = 300kHz, and a 1 second sweep time over a minimum of 10 sweeps, per the guidelines of KDB 971168 D01 v03r01.

Per the guidance of ANSI/TIA-603-E-2016, a half-wave dipole is then substituted in place of the EUT. For emissions above 1GHz, a horn antenna is substituted in place of the EUT. The substitute antenna is driven by a signal generator with the level of the signal generator being adjusted to obtain the same receive spectrum analyzer level previously recorded from the spurious emission from the EUT. The power of the emission is calculated using the following formula:

$$P_d \text{ [dBm]} = P_g \text{ [dBm]} - \text{cable loss [dB]} + \text{antenna gain [dBd/dBi]}$$

Where, P_d is the dipole equivalent power, P_g is the generator output into the substitution antenna, and the antenna gain is the gain of the substitute antenna used relative to either a half-wave dipole (dBd) or an isotropic source (dBi). The substitute level is equal to $P_g \text{ [dBm]} - \text{cable loss [dB]}$.

The calculated P_d levels are then compared to the absolute spurious emission limit of -13dBm which is equivalent to the required minimum attenuation of $43 + 10 \log_{10}(\text{Power}_{\text{[Watts]}})$. For Band 7 and 41, the calculated P_d levels are compared to the absolute spurious emission limit of -25dBm which is equivalent to the required minimum attenuation of $55 + 10 \log_{10}(\text{Power}_{\text{[Watts]}})$.

All radiated measurements are performed in a chamber that meets the site requirements per ANSI C63.4-2014. Additionally, radiated emissions below 30MHz are also validated on an Open Area Test Site to assert correlation with the chamber measurements per the requirements of KDB 474788 D01.

FCC ID: A3LSMT867U	 MEASUREMENT REPORT (CERTIFICATION) 		Approved by: Quality Manager
Test Report S/N: 1M1907300131-03.A3L	Test Dates: 07/22 – 08/20/2019	EUT Type: Portable Tablet	Page 11 of 277

4.0 MEASUREMENT UNCERTAINTY

The measurement uncertainties shown below were calculated in accordance with the requirements of ANSI C63.4-2014. All measurement uncertainty values are shown with a coverage factor of $k = 2$ to indicate a 95% level of confidence. The measurement uncertainty shown below meets or exceeds the U_{CISPR} measurement uncertainty values specified in CISPR 16-4-2 and, thus, can be compared directly to specified limits to determine compliance.

Contribution	Expanded Uncertainty (\pm dB)
Conducted Bench Top Measurements	1.13
Radiated Disturbance (<1GHz)	4.98
Radiated Disturbance (>1GHz)	5.07
Radiated Disturbance (>18GHz)	5.09

FCC ID: A3LSMT867U		MEASUREMENT REPORT (CERTIFICATION)		Approved by: Quality Manager
Test Report S/N: 1M1907300131-03.A3L	Test Dates: 07/22 – 08/20/2019	EUT Type: Portable Tablet		Page 12 of 277

5.0 TEST EQUIPMENT CALIBRATION DATA

Test Equipment Calibration is traceable to the National Institute of Standards and Technology (NIST). Measurements antennas used during testing were calibrated in accordance to the requirements of ANSI C63.5-2017.

Manufacturer	Model	Description	Cal Date	Cal Interval	Cal Due	Serial Number
-	LTx1	Licensed Transmitter Cable Set	6/4/2019	Annual	6/4/2020	LTx1
-	LTx2	Licensed Transmitter Cable Set	8/23/2018	Annual	8/23/2019	LTx2
Agilent	N9020A	MXA Signal Analyzer	4/20/2019	Annual	4/20/2020	US46470561
Agilent	N9038A	MXE EMI Receiver	7/17/2019	Annual	7/17/2020	MY51210133
Agilent	N9030A	PXA Signal Analyzer (44GHz)	6/12/2019	Annual	6/12/2020	MY52350166
Com-Power	AL-130	9kHz - 30MHz Loop Antenna	10/10/2017	Biennial	10/10/2019	121034
Com-Power	PAM-103	Pre-Amplifier (1-1000MHz)	9/17/2018	Annual	9/17/2019	441119
Emco	3115	Horn Antenna (1-18GHz)	3/28/2018	Biennial	3/28/2020	9704-5182
EMCO	3160-09	Small Horn (18 - 26.5GHz)	8/9/2018	Biennial	8/9/2020	135427
Espec	ESX-2CA	Environmental Chamber	8/18/2018	Annual	8/18/2019	17620
ETS Lindgren	3117	1-18 GHz DRG Horn (Medium)	2/14/2019	Biennial	2/14/2021	125518
ETS Lindgren	3164-08	Quad Ridge Horn Antenna	2/22/2019	Biennial	2/22/2021	128338
Mini Circuits	TVA-11-422	RF Power Amp	N/A			QA1317001
Mini Circuits	PWR-SEN-4GHS	USB Power Sensor	4/19/2019	Annual	4/19/2020	11401010036
Mini-Circuits	SSG-4000HP	Synthesized Signal Generator	N/A			11403100002
Rohde & Schwarz	CMW500	Radio Communication Tester	N/A			102060
Rohde & Schwarz	TS-PR26	18-26.5 GHz Pre-Amplifier	9/19/2018	Annual	9/19/2019	100040
Rohde & Schwarz	ESU26	EMI Test Receiver (26.5GHz)	6/5/2019	Annual	6/5/2020	100342
Rohde & Schwarz	SFUNIT-Rx	Shielded Filter Unit	8/18/2018	Annual	8/18/2019	102134
Schwarzbeck	UHA 9105	Dipole Antenna (400 - 1GHz) Rx	4/30/2018	Biennial	4/30/2020	9105-2404
Schwarzbeck	UHA 9105	Dipole Antenna (400 - 1GHz) Tx	4/30/2018	Biennial	4/30/2020	9105-2403
Seekonk	NC-100	Torque Wrench (8" lb)	5/10/2018	Biennial	5/10/2020	N/A
Sunol	JB5	Bi-Log Antenna (30M - 5GHz)	4/19/2018	Biennial	4/19/2020	A051107

Table 5-1. Test Equipment

Notes:

- For equipment listed above that has a calibration date or calibration due date that falls within the test date range, care was taken to ensure that this equipment was used after the calibration date and before the calibration due date.
- Equipment with a calibration date of "N/A" shown in this list was not used to make direct calibrated measurements.

FCC ID: A3LSMT867U	 MEASUREMENT REPORT (CERTIFICATION) 		Approved by: Quality Manager
Test Report S/N: 1M1907300131-03.A3L	Test Dates: 07/22 – 08/20/2019	EUT Type: Portable Tablet	Page 13 of 277

6.0 SAMPLE CALCULATIONS

Emission Designator

QPSK Modulation

Emission Designator = 8M62G7D

LTE BW = 8.62 MHz

G = Phase Modulation

7 = Quantized/Digital Info

D = Data transmission, telemetry, telecommand

QAM Modulation

Emission Designator = 8M45W7D

LTE BW = 8.45 MHz

W = Amplitude/Angle Modulated

7 = Quantized/Digital Info

D = Data transmission, telemetry, telecommand

Spurious Radiated Emission – LTE Band

Example: Middle Channel LTE Mode 2nd Harmonic (1564 MHz)

The average spectrum analyzer reading at 3 meters with the EUT on the turntable was –81.0 dBm. The gain of the substituted antenna is 8.1 dBi. The signal generator connected to the substituted antenna terminals is adjusted to produce a reading of –81.0 dBm on the spectrum analyzer. The loss of the cable between the signal generator and the terminals of the substituted antenna is 2.0 dB at 1564 MHz. So 6.1 dB is added to the signal generator reading of –30.9 dBm yielding –24.80 dBm. The fundamental EIRP was 25.501 dBm so this harmonic was 25.501 dBm – (-24.80).

FCC ID: A3LSMT867U		MEASUREMENT REPORT (CERTIFICATION)		Approved by: Quality Manager
Test Report S/N: 1M1907300131-03.A3L	Test Dates: 07/22 – 08/20/2019	EUT Type: Portable Tablet		Page 14 of 277

7.0 TEST RESULTS

7.1 Summary

Company Name: Samsung Electronics Co., Ltd.
 FCC ID: A3LSMT867U
 FCC Classification: PCS Licensed Transmitter (PCB)
 Mode(s): LTE

FCC Part Section(s)	Test Description	Test Limit	Test Condition	Test Result	Reference
2.1049	Occupied Bandwidth	N/A	CONDUCTED	PASS	Section 7.2
2.1051 22.917(a) 24.238(a) 27.53(c) 27.53(g) 27.53(h)	Out of Band Emissions	$> 43 + 10 \log_{10}(P[\text{Watts}])$ at Band Edge and for all out-of-band emissions			Section 7.3, 7.4
27.53(m)	Out of Band Emissions	Undesirable emissions must meet the limits detailed in 27.53(m)			Section 7.3, 7.4
24.232(d) 27.50	Peak-Average Ratio	$< 13 \text{ dB}$			Section 7.5
2.1046	Transmitter Conducted Output Power	N/A			See RF Exposure Report
2.1055 22.355 24.235 27.54	Frequency Stability	$< 2.5 \text{ ppm}$ (Part 22) and fundamental emissions stay within authorized frequency block (Part 24, 27)			Section 7.9

Table 7-1. Summary of Conducted Test Results

FCC ID: A3LSMT867U		MEASUREMENT REPORT (CERTIFICATION)		Approved by: Quality Manager
Test Report S/N: 1M1907300131-03.A3L	Test Dates: 07/22 – 08/20/2019	EUT Type: Portable Tablet		Page 15 of 277

FCC Part Section(s)	Test Description	Test Limit	Test Condition	Test Result	Reference
22.913(a)(5)	Effective Radiated Power / Equivalent Isotropic Radiated Power (Band 5/26)	< 7 Watts max. ERP	RADIATED	PASS	Section 7.6
27.50(b)(10) 27.50(c)(10)	Effective Radiated Power / Equivalent Isotropic Radiated Power (Band 71, 12, 13)	< 3 Watts max. ERP			Section 7.6
24.232(c) 27.50(h)(2)	Equivalent Isotropic Radiated Power (Band 2/25, 7, 41)	< 2 Watts max. EIRP			Section 7.6
27.50(d)(4)	Equivalent Isotropic Radiated Power (Band 4/66)	< 1 Watts max. EIRP			Section 7.6
2.1053 22.917(a) 24.238(a) 27.53(c) 27.53(g) 27.53(h)	Undesirable Emissions (Band 12, 13, 26/5, 66/4, 25/2)	> 43 + 10 log ₁₀ (P[Watts]) for all out-of-band emissions			Section 7.8
27.53(f)	Undesirable Emissions (Band 13)	< -70 dBW/MHz (for wideband signals) < -80 dBW (for discrete emissions less than 700Hz BW) For all emissions in the band 1559 – 1610 MHz			Section 7.8
27.53(m)	Undesirable Emissions (Band 7, 41)	Undesirable emissions must meet the limits detailed in 27.53(m)			Section 7.8
27.53(m)	Uplink Carrier Aggregation	Undesirable emissions must meet the limits detailed in 27.53(m)			Section 7.8

Table 7-2. Summary of Radiated Test Results

Notes:

- 1) All modes of operation and data rates were investigated. The test results shown in the following sections represent the worst case emissions.
- 2) The analyzer plots (Sections 7.2, 7.3, 7.4, 7.5) were all taken with a correction table loaded into the analyzer. The correction table was used to account for the losses of the cables, directional couplers, and attenuators used as part of the system to maintain a link between the call box and the EUT at all frequencies of interest.
- 3) All antenna port conducted emissions testing was performed on a test bench with the antenna port of the EUT connected to the spectrum analyzer through calibrated cables, attenuators, and couplers.
- 4) For conducted spurious emissions, automated test software was used to measure emissions and capture the corresponding plots necessary to show compliance. The measurement software utilized is PCTEST "LTE Automation," Version 5.3.
- 5) For operation <1GHz, the EIRP limits in the table above are referenced to the specifications written in the relevant Radio Standards Specifications for Innovation, Science, and Economic Development Canada.

FCC ID: A3LSMT867U		MEASUREMENT REPORT (CERTIFICATION)		Approved by: Quality Manager
Test Report S/N: 1M1907300131-03.A3L	Test Dates: 07/22 – 08/20/2019	EUT Type: Portable Tablet	Page 16 of 277	

7.2 Occupied Bandwidth

Test Overview

The occupied bandwidth, that is the frequency bandwidth such that, below its lower and above its upper frequency limits, the mean powers radiated are each equal to 0.5 percent of the total mean power radiated by a given emission shall be measured. All modes of operation were investigated and the worst case configuration results are reported in this section.

Test Procedure Used

KDB 971168 D01 v03r01 – Section 4.2

Test Settings

1. The signal analyzer's automatic bandwidth measurement capability was used to perform the 99% occupied bandwidth and the 26dB bandwidth. The bandwidth measurement was not influenced by any intermediate power nulls in the fundamental emission.
2. RBW = 1 – 5% of the expected OBW
3. VBW $\geq 3 \times$ RBW
4. Detector = Peak
5. Trace mode = max hold
6. Sweep = auto couple
7. The trace was allowed to stabilize
8. If necessary, steps 2 – 7 were repeated after changing the RBW such that it would be within 1 – 5% of the 99% occupied bandwidth observed in Step 7

Test Setup

The EUT and measurement equipment were set up as shown in the diagram below.



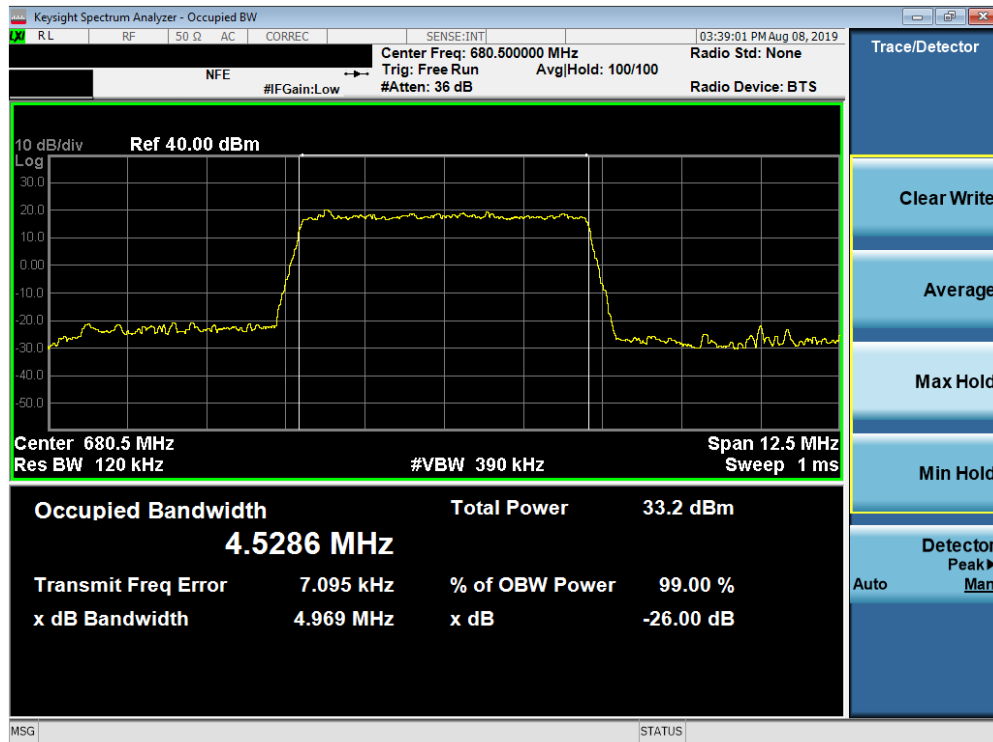
Figure 7-1. Test Instrument & Measurement Setup

Test Notes

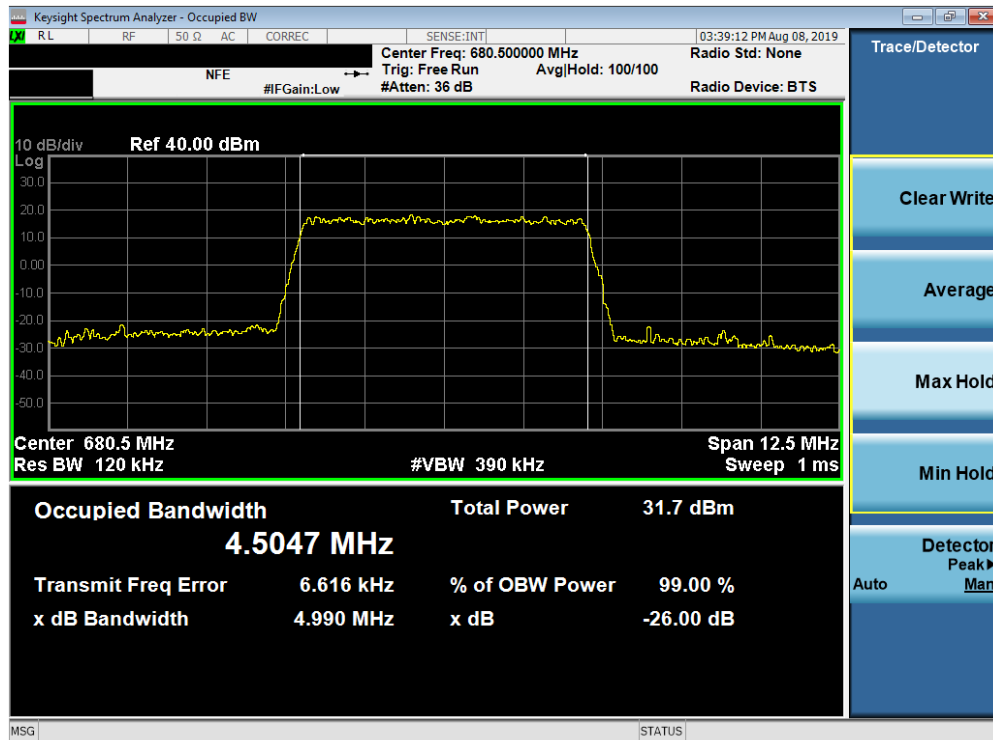
None.

FCC ID: A3LSMT867U		MEASUREMENT REPORT (CERTIFICATION)		Approved by: Quality Manager
Test Report S/N: 1M1907300131-03.A3L	Test Dates: 07/22 – 08/20/2019	EUT Type: Portable Tablet		Page 17 of 277

Band 71

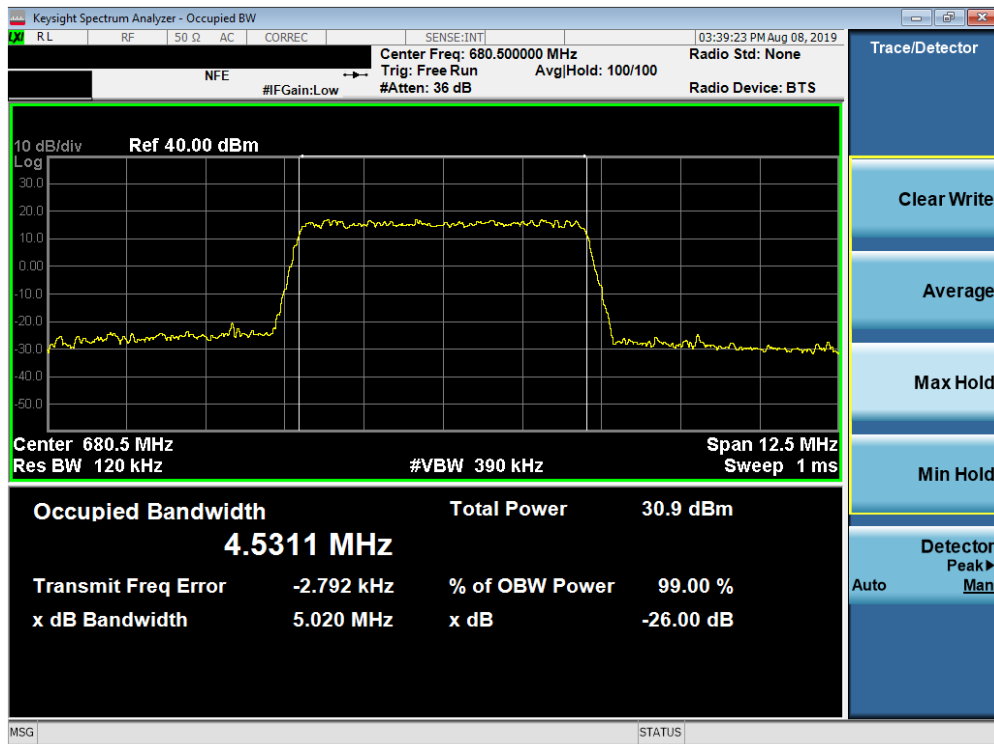


Plot 7-1. Occupied Bandwidth Plot (Band 71 - 5.0MHz QPSK - Full RB Configuration)

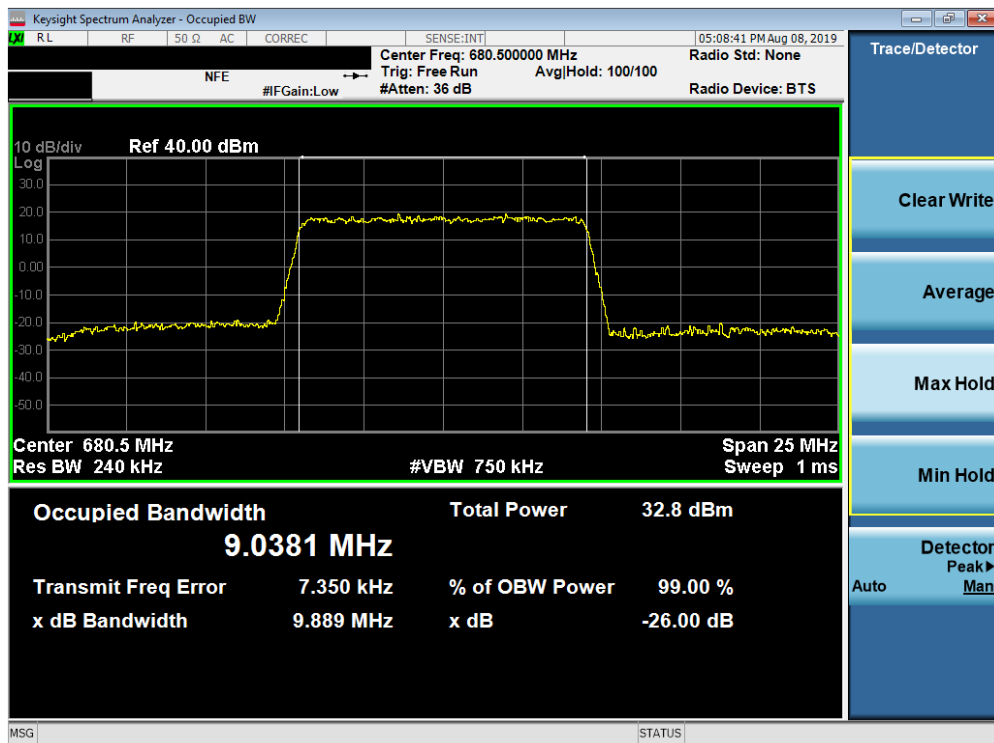


Plot 7-2. Occupied Bandwidth Plot (Band 71 - 5.0MHz 16-QAM - Full RB Configuration)

FCC ID: A3LSMT867U	PCTEST ENGINEERING LABORATORY, INC.	MEASUREMENT REPORT (CERTIFICATION)	Approved by: Quality Manager
Test Report S/N: 1M1907300131-03.A3L	Test Dates: 07/22 – 08/20/2019	EUT Type: Portable Tablet	Page 18 of 277

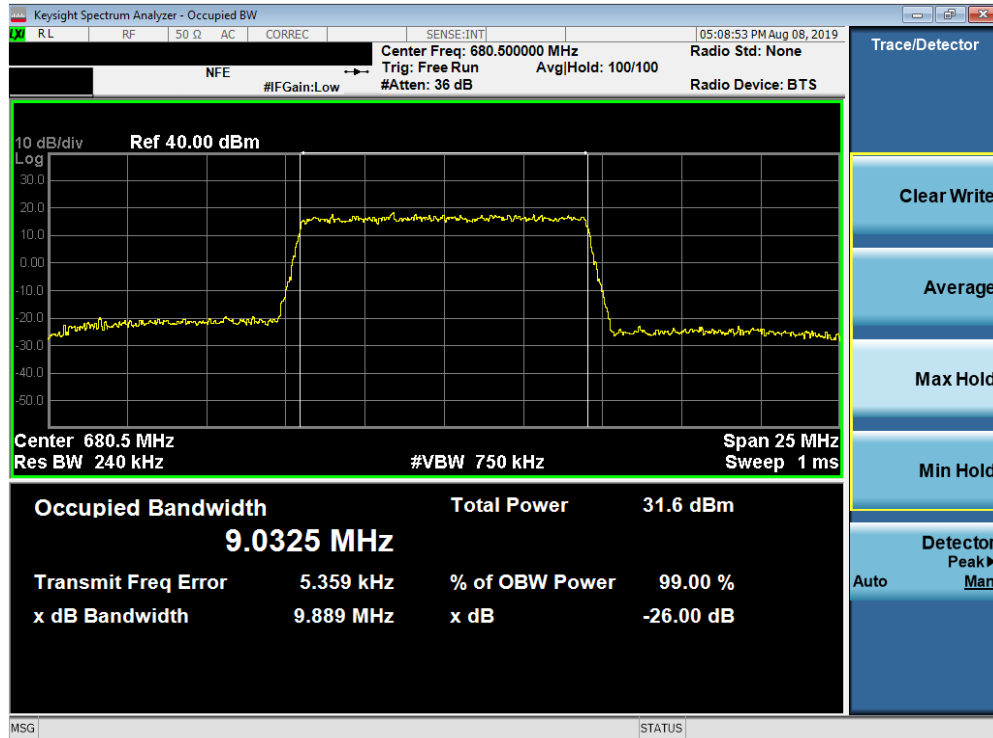


Plot 7-3. Occupied Bandwidth Plot (Band 71 - 5.0MHz 64-QAM - Full RB Configuration)

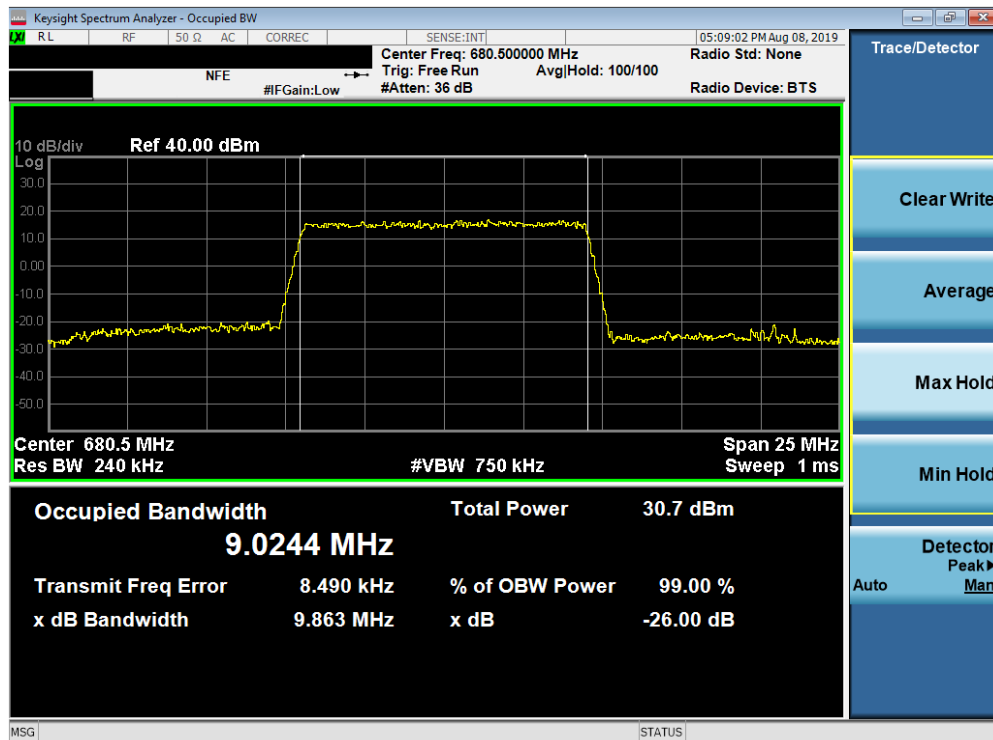


Plot 7-4. Occupied Bandwidth Plot (Band 71 - 10.0MHz QPSK - Full RB Configuration)

FCC ID: A3LSMT867U	PCTEST ENGINEERING LABORATORY, INC.	MEASUREMENT REPORT (CERTIFICATION)	Approved by: Quality Manager
Test Report S/N: 1M1907300131-03.A3L	Test Dates: 07/22 – 08/20/2019	EUT Type: Portable Tablet	Page 19 of 277

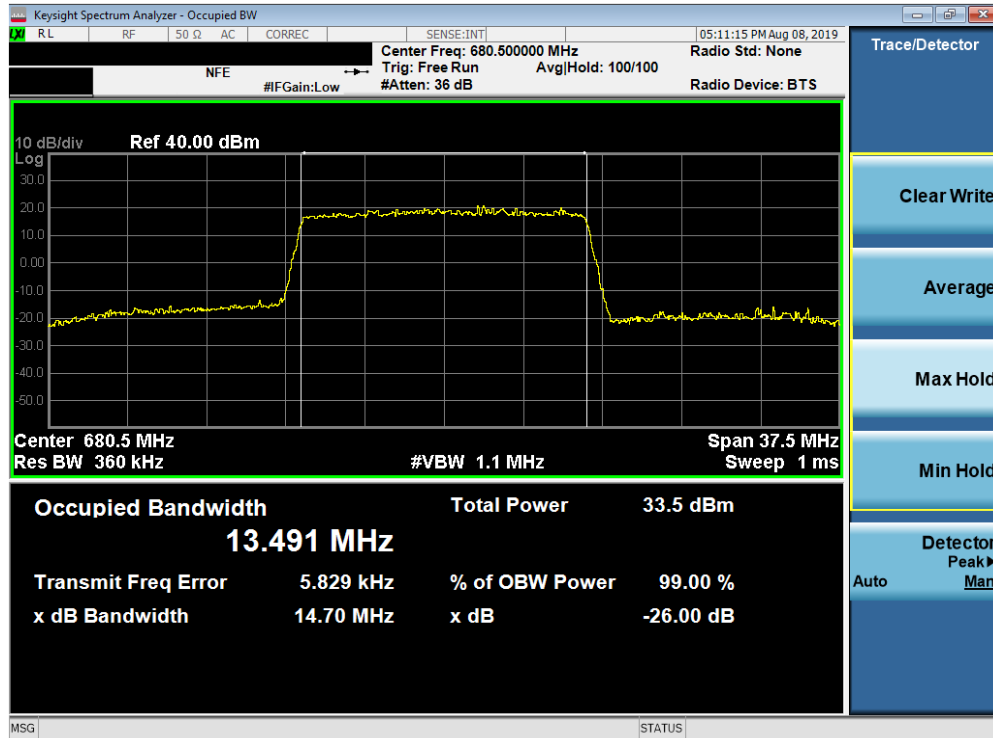


Plot 7-5. Occupied Bandwidth Plot (Band 71 - 10.0MHz 16-QAM - Full RB Configuration)

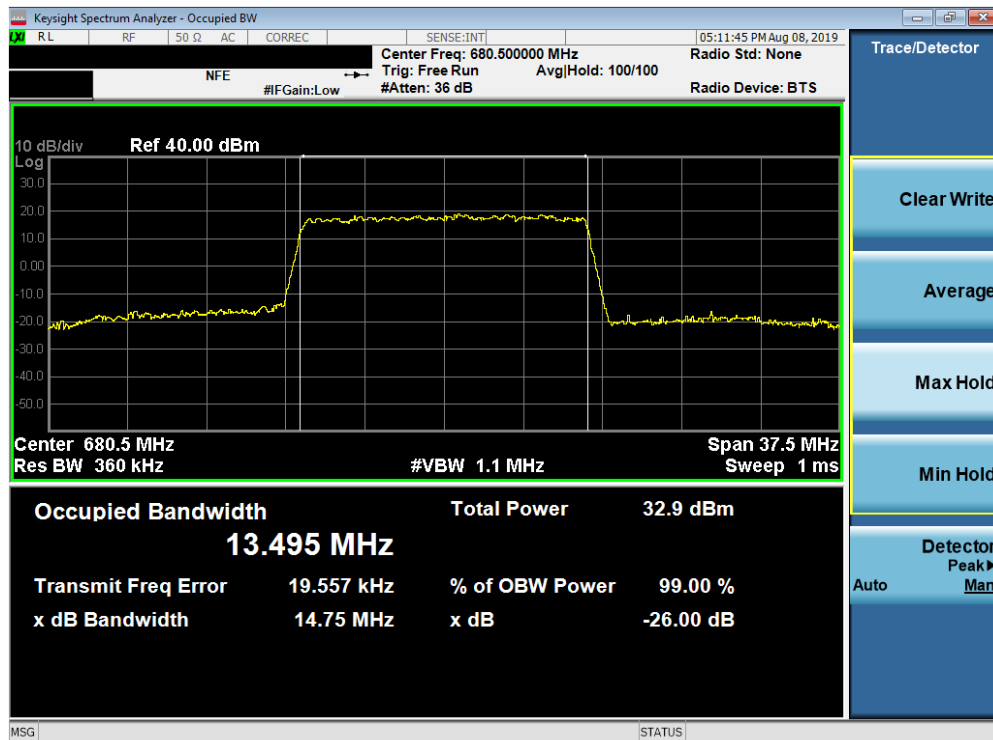


Plot 7-6. Occupied Bandwidth Plot (Band 71 - 10.0MHz 64-QAM - Full RB Configuration)

FCC ID: A3LSMT867U	PCTEST ENGINEERING LABORATORY, INC.	MEASUREMENT REPORT (CERTIFICATION)	SAMSUNG	Approved by: Quality Manager
Test Report S/N: 1M1907300131-03.A3L	Test Dates: 07/22 – 08/20/2019	EUT Type: Portable Tablet		Page 20 of 277

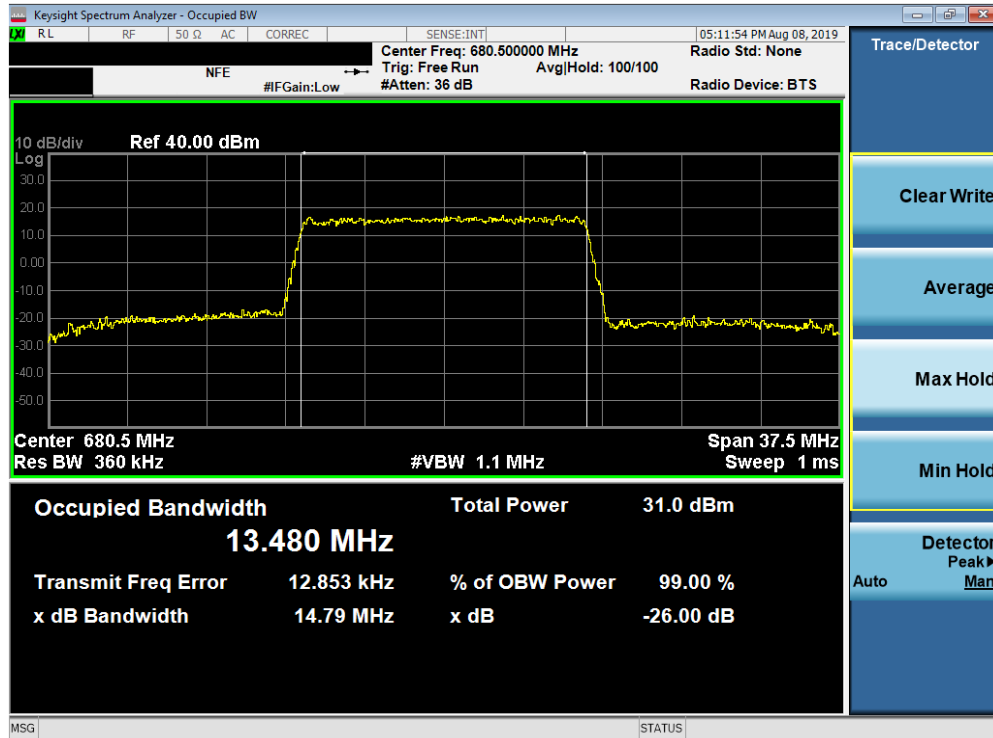


Plot 7-7. Occupied Bandwidth Plot (Band 71 - 15.0MHz QPSK - Full RB Configuration)

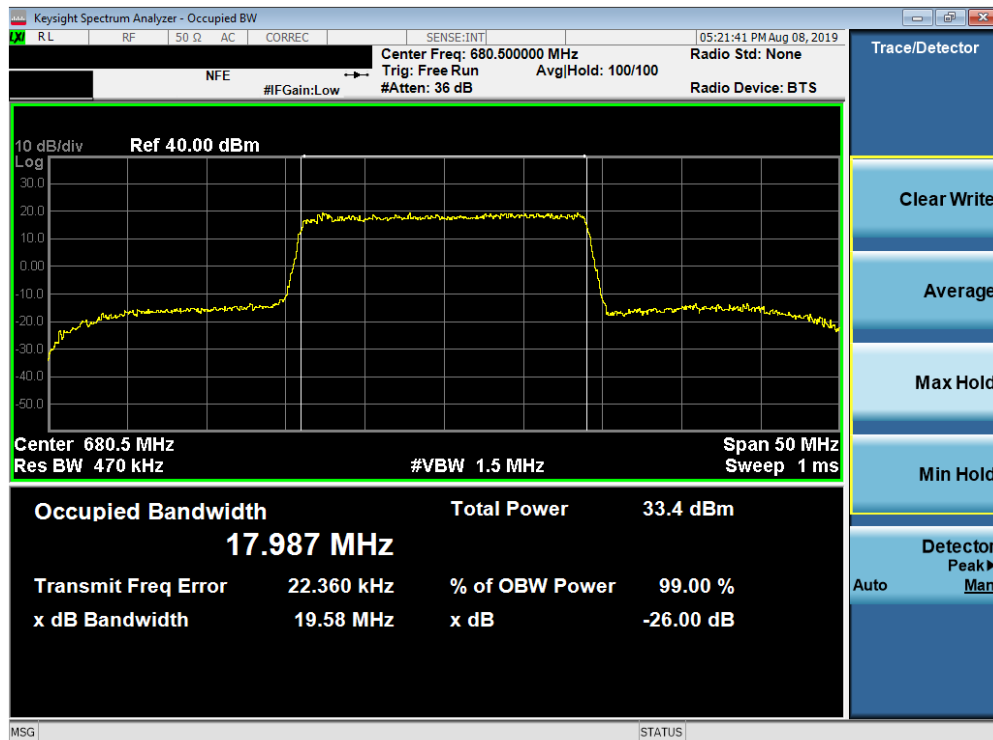


Plot 7-8. Occupied Bandwidth Plot (Band 71 - 15.0MHz 16-QAM - Full RB Configuration)

FCC ID: A3LSMT867U	 MEASUREMENT REPORT (CERTIFICATION) 		Approved by: Quality Manager
Test Report S/N: 1M1907300131-03.A3L	Test Dates: 07/22 – 08/20/2019	EUT Type: Portable Tablet	Page 21 of 277

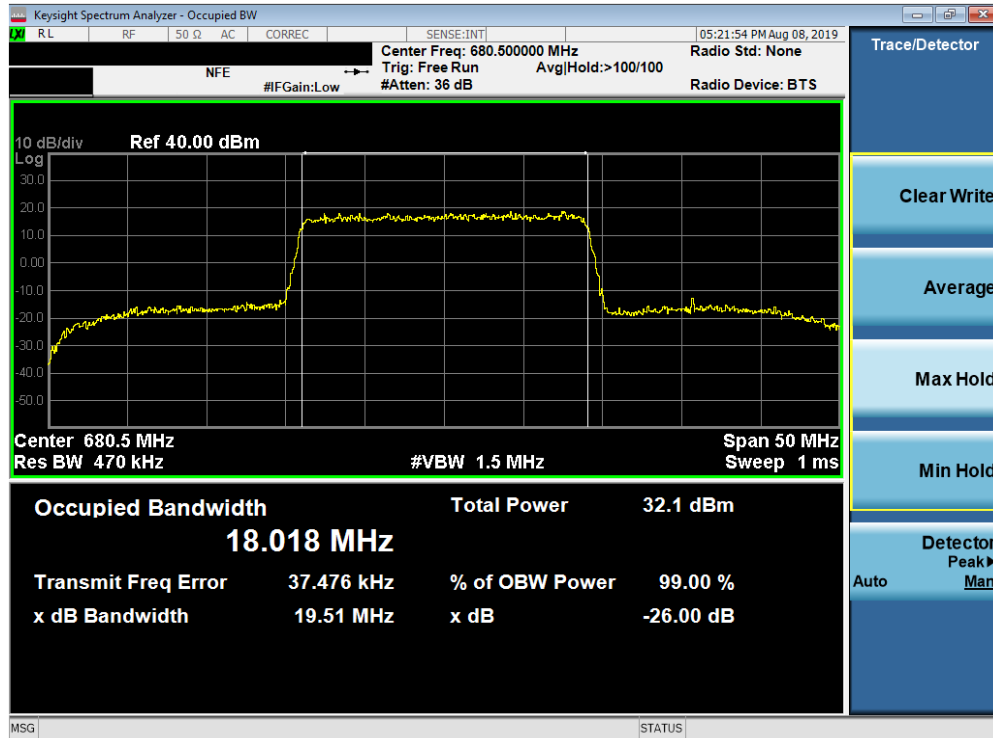


Plot 7-9. Occupied Bandwidth Plot (Band 71 - 15.0MHz 64-QAM - Full RB Configuration)

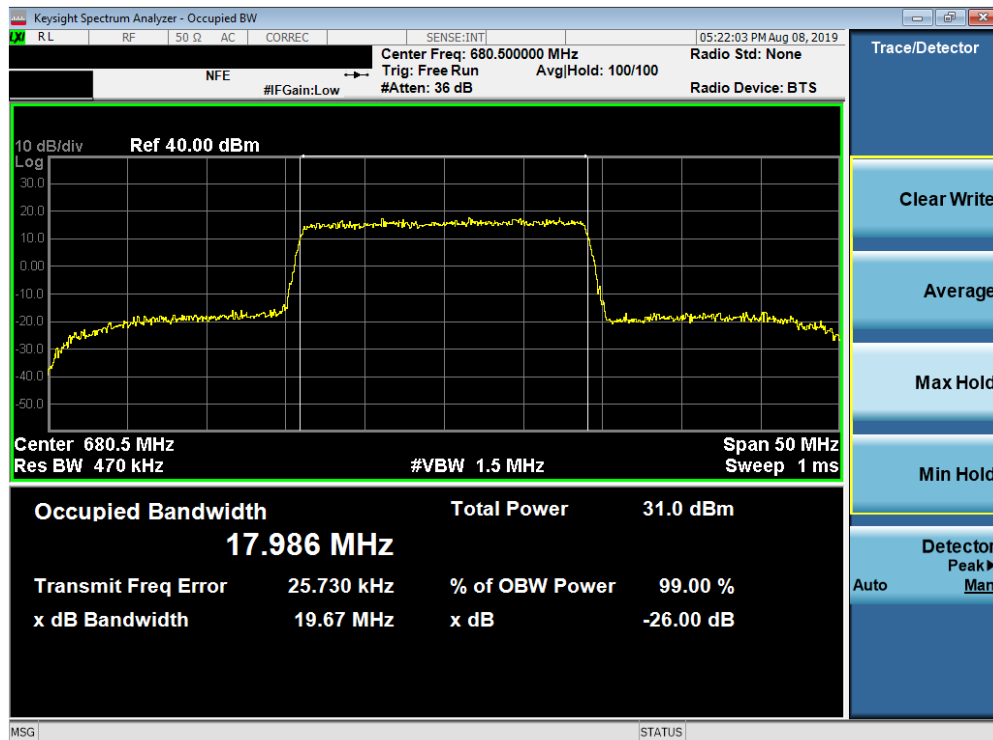


Plot 7-10. Occupied Bandwidth Plot (Band 71 - 20.0MHz QPSK - Full RB Configuration)

FCC ID: A3LSMT867U	PCTEST ENGINEERING LABORATORY, INC.	MEASUREMENT REPORT (CERTIFICATION)	Approved by: Quality Manager
Test Report S/N: 1M1907300131-03.A3L	Test Dates: 07/22 – 08/20/2019	EUT Type: Portable Tablet	Page 22 of 277



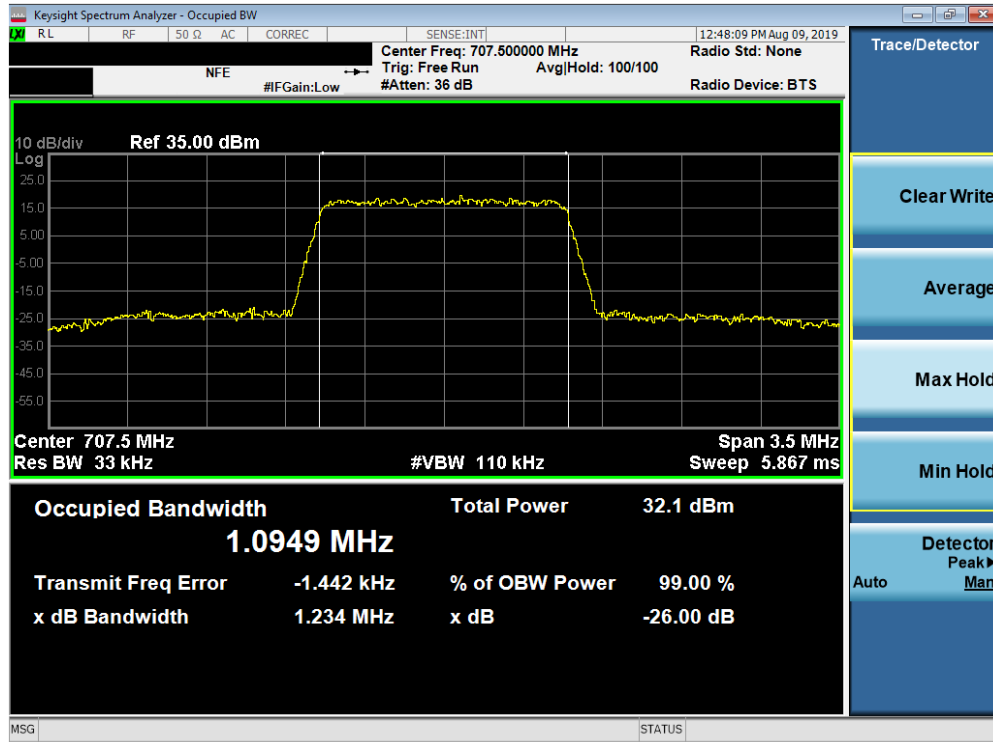
Plot 7-11. Occupied Bandwidth Plot (Band 71 - 20.0MHz 16-QAM - Full RB Configuration)



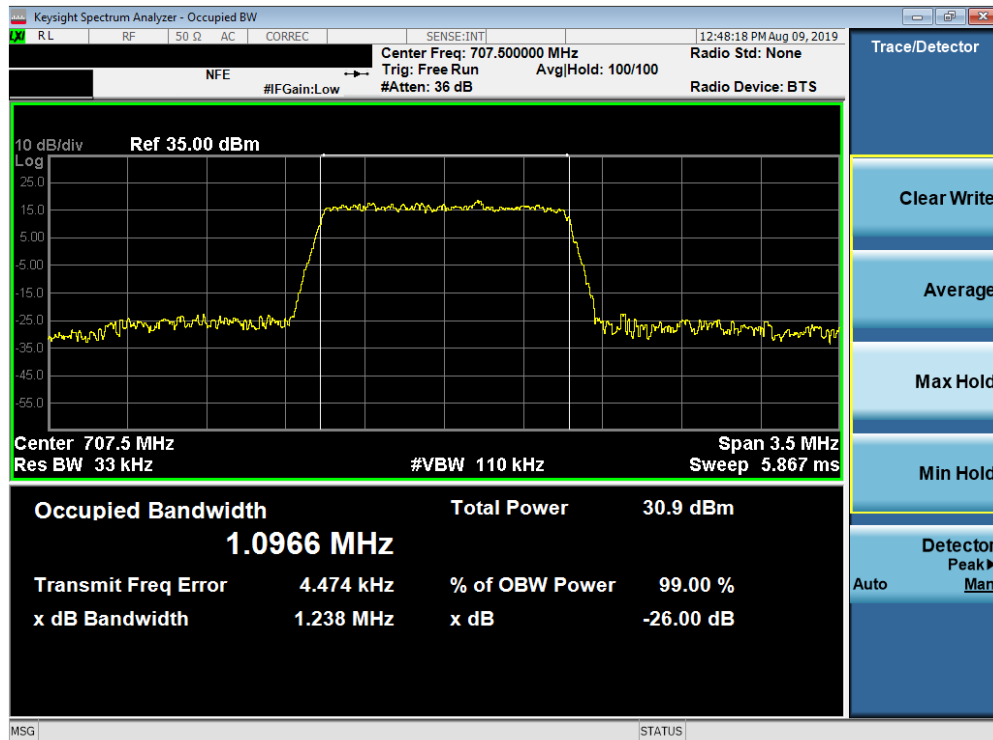
Plot 7-12. Occupied Bandwidth Plot (Band 71 - 20.0MHz 64-QAM - Full RB Configuration)

FCC ID: A3LSMT867U	MEASUREMENT REPORT (CERTIFICATION)			Approved by: Quality Manager
Test Report S/N: 1M1907300131-03.A3L	Test Dates: 07/22 – 08/20/2019	EUT Type: Portable Tablet		Page 23 of 277

Band 12

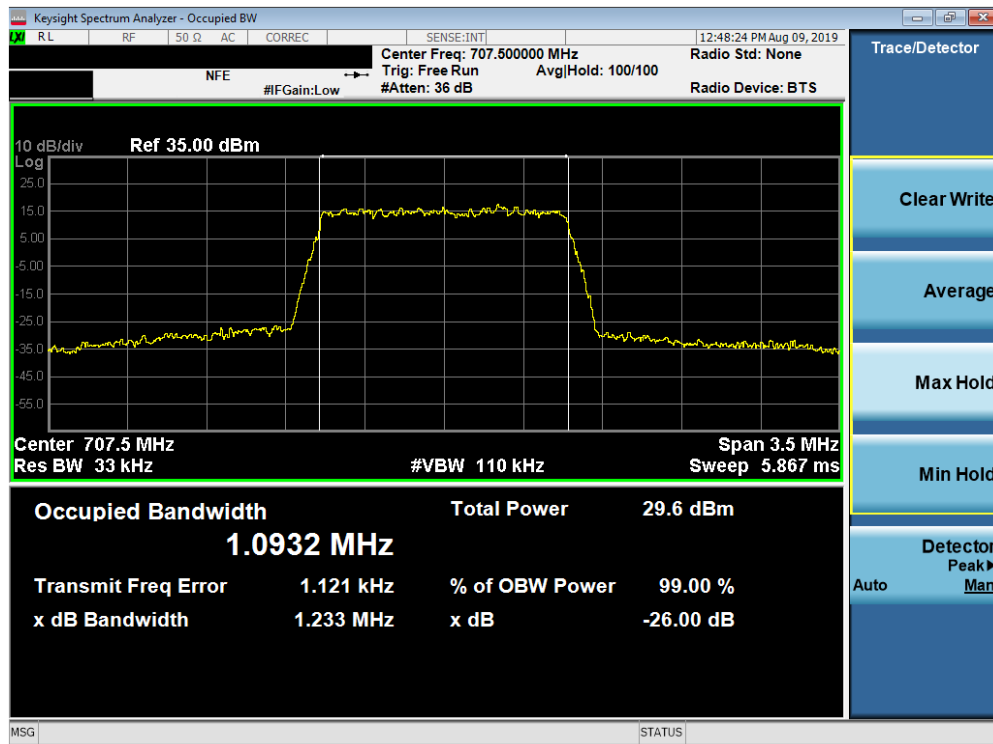


Plot 7-13. Occupied Bandwidth Plot (Band 12 - 1.4MHz QPSK - Full RB Configuration)

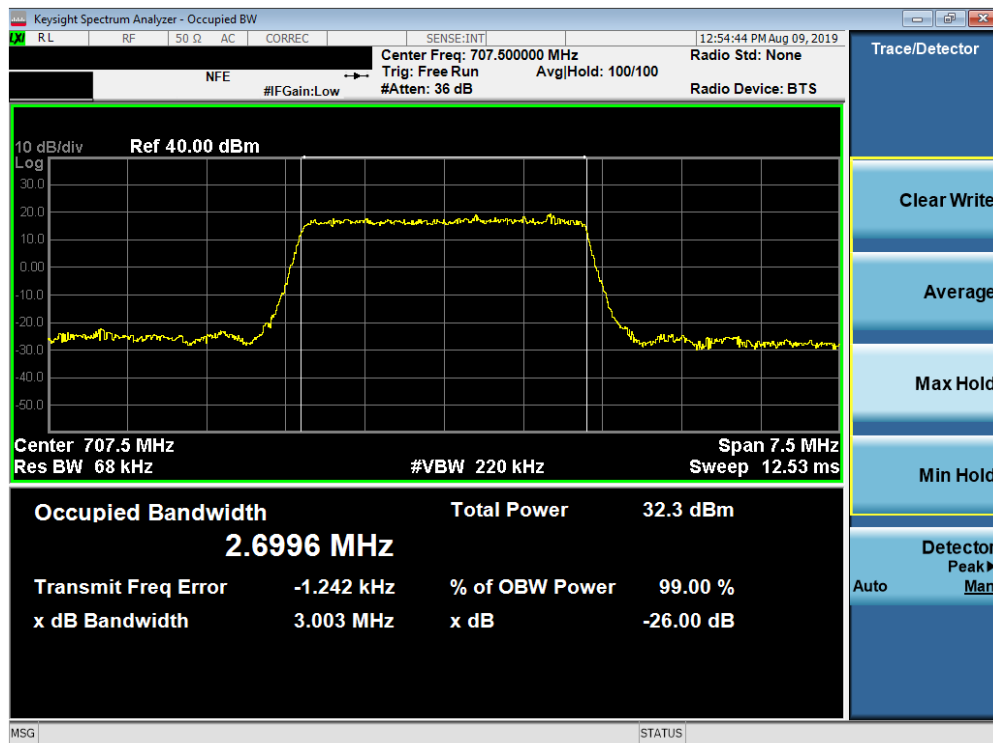


Plot 7-14. Occupied Bandwidth Plot (Band 12 - 1.4MHz 16-QAM - Full RB Configuration)

FCC ID: A3LSMT867U			MEASUREMENT REPORT (CERTIFICATION)		Approved by: Quality Manager
Test Report S/N: 1M1907300131-03.A3L	Test Dates: 07/22 – 08/20/2019	EUT Type: Portable Tablet	Page 24 of 277		

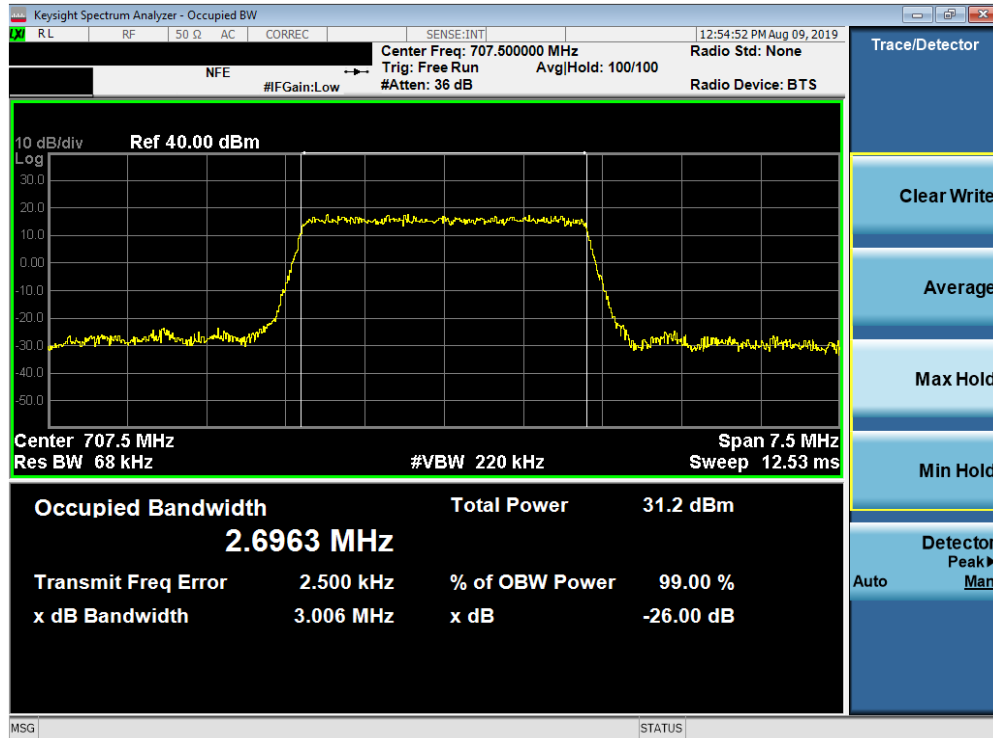


Plot 7-15. Occupied Bandwidth Plot (Band 12 - 1.4MHz 64-QAM - Full RB Configuration)

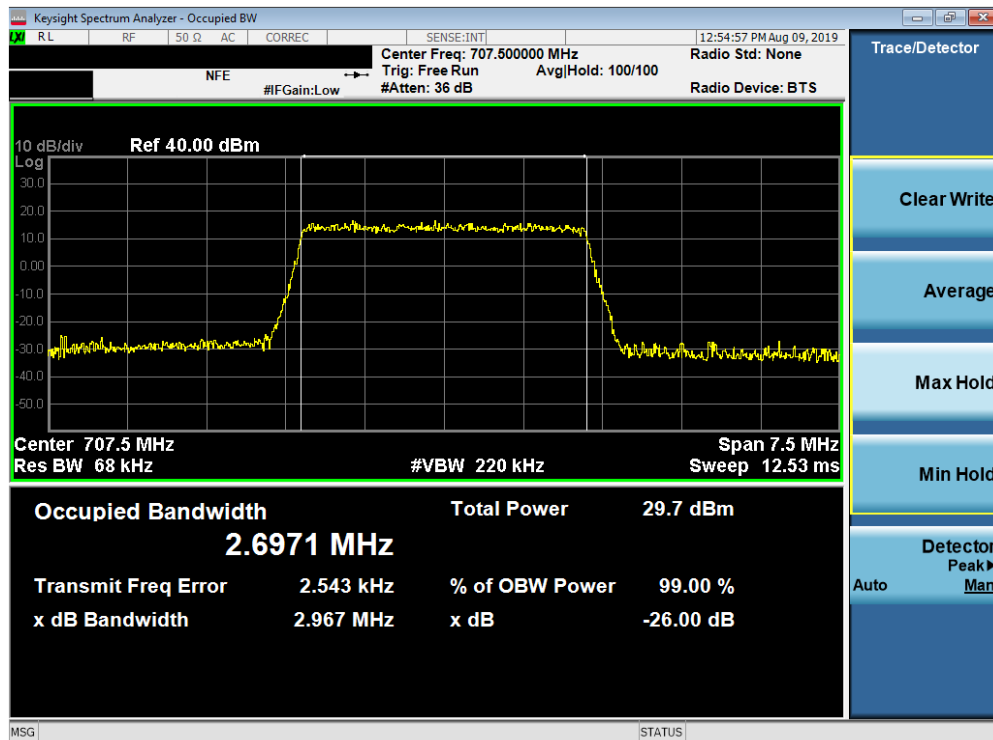


Plot 7-16. Occupied Bandwidth Plot (Band 12 - 3.0MHz QPSK - Full RB Configuration)

FCC ID: A3LSMT867U	PCTEST ENGINEERING LABORATORY, INC.	MEASUREMENT REPORT (CERTIFICATION)	Approved by: Quality Manager
Test Report S/N: 1M1907300131-03.A3L	Test Dates: 07/22 – 08/20/2019	EUT Type: Portable Tablet	Page 25 of 277

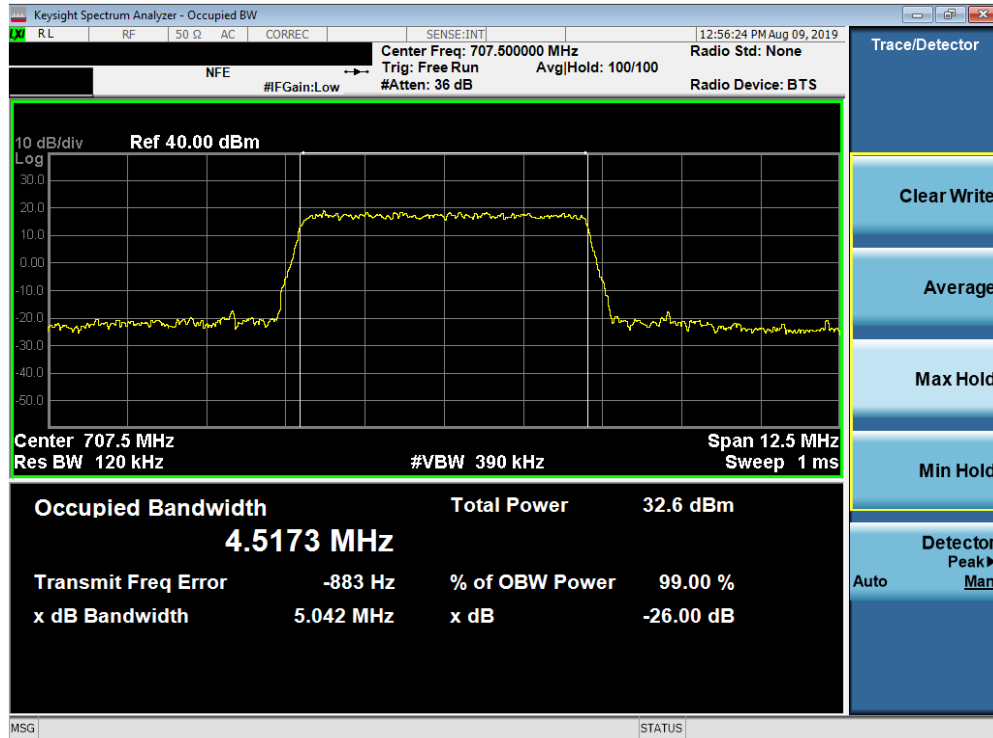


Plot 7-17. Occupied Bandwidth Plot (Band 12 - 3.0MHz 16-QAM - Full RB Configuration)

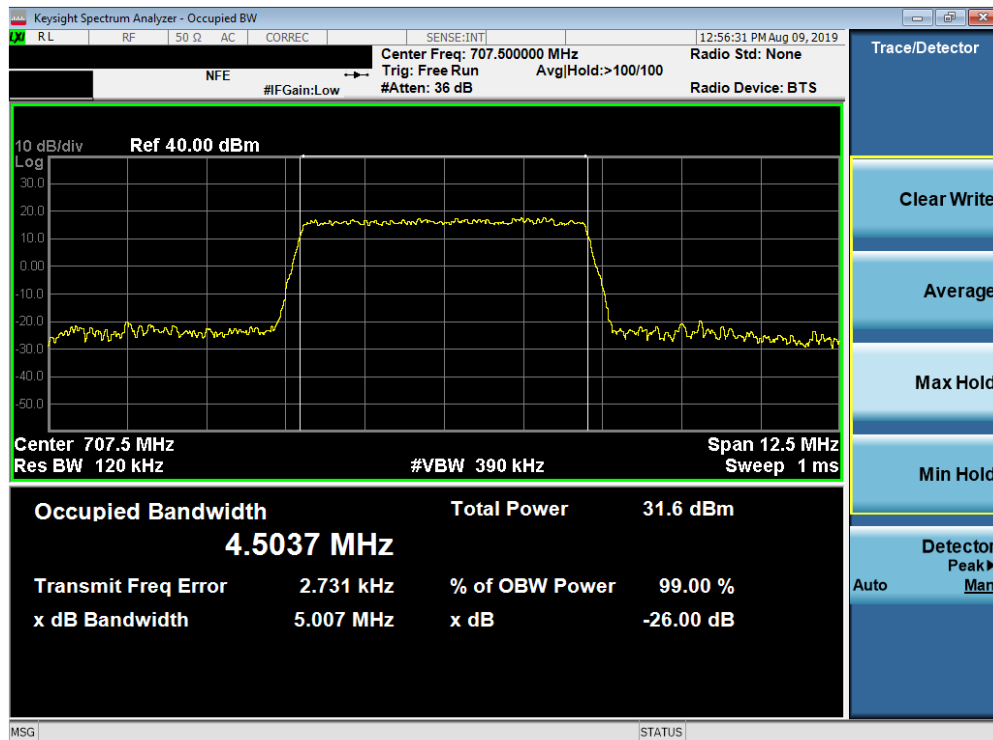


Plot 7-18. Occupied Bandwidth Plot (Band 12 - 3.0MHz 64-QAM - Full RB Configuration)

FCC ID: A3LSMT867U	MEASUREMENT REPORT (CERTIFICATION)			Approved by: Quality Manager
Test Report S/N: 1M1907300131-03.A3L	Test Dates: 07/22 – 08/20/2019	EUT Type: Portable Tablet		Page 26 of 277

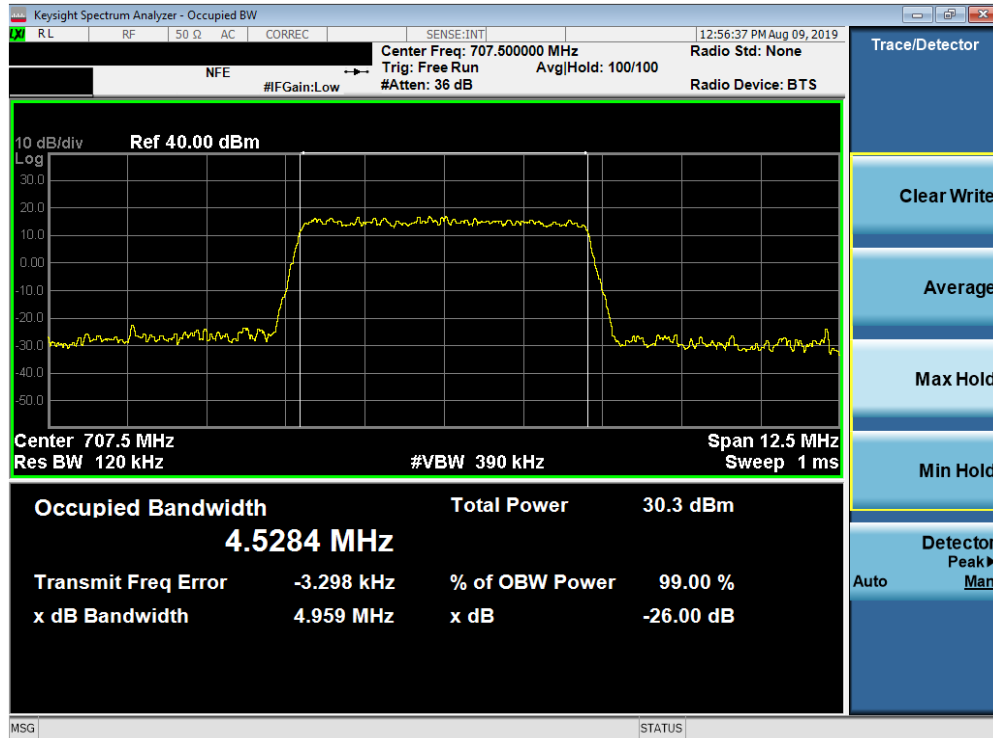


Plot 7-19. Occupied Bandwidth Plot (Band 12 - 5.0MHz QPSK - Full RB Configuration)

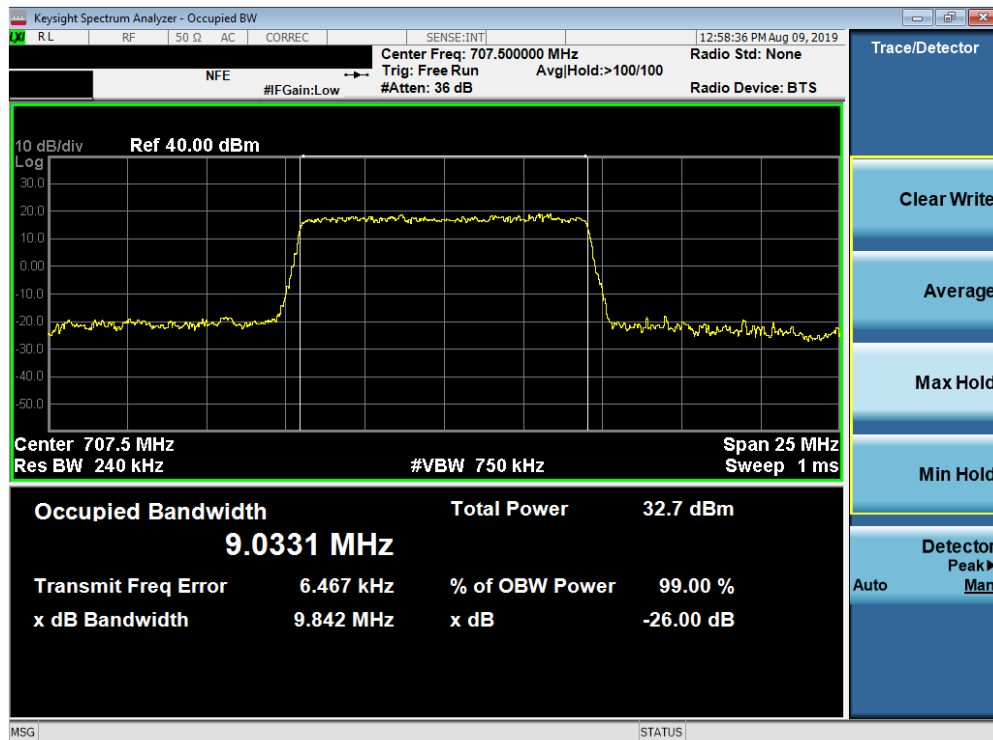


Plot 7-20. Occupied Bandwidth Plot (Band 12 - 5.0MHz 16-QAM - Full RB Configuration)

FCC ID: A3LSMT867U	 MEASUREMENT REPORT (CERTIFICATION) 		Approved by: Quality Manager
Test Report S/N: 1M1907300131-03.A3L	Test Dates: 07/22 – 08/20/2019	EUT Type: Portable Tablet	Page 27 of 277

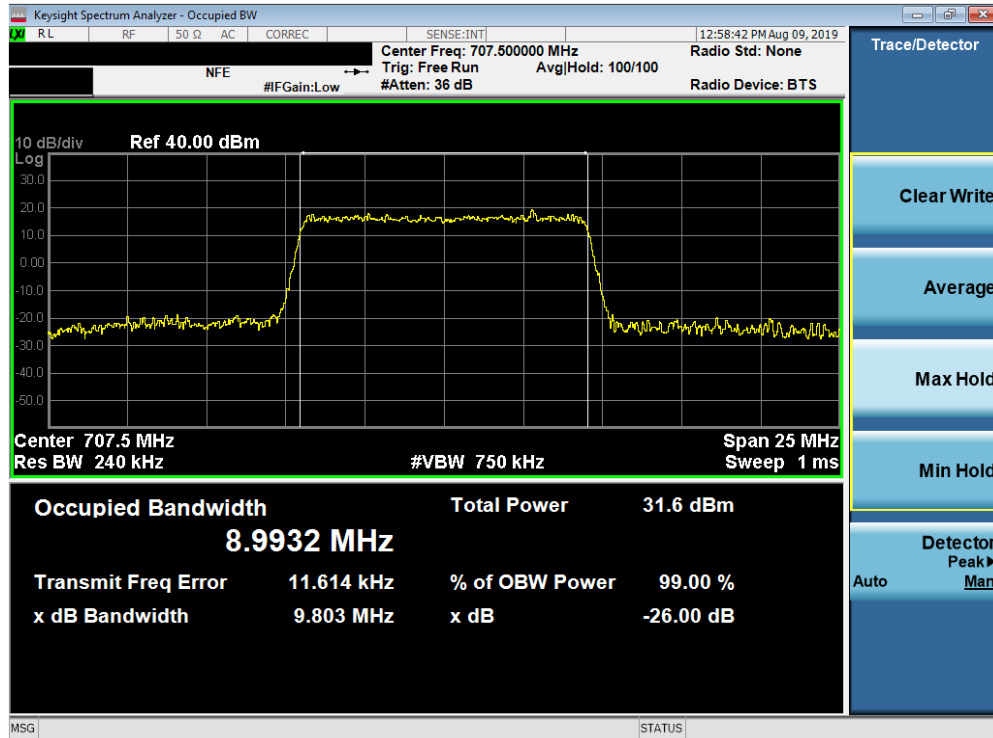


Plot 7-21. Occupied Bandwidth Plot (Band 12 - 5.0MHz 64-QAM - Full RB Configuration)

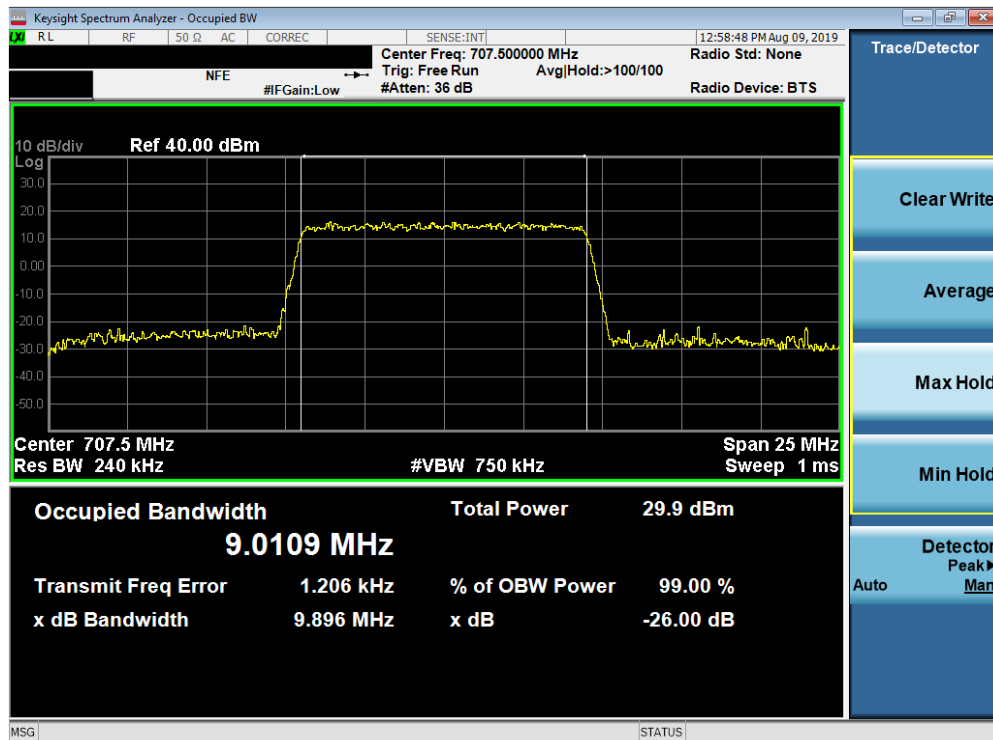


Plot 7-22. Occupied Bandwidth Plot (Band 12 - 10.0MHz QPSK - Full RB Configuration)

FCC ID: A3LSMT867U	PCTEST ENGINEERING LABORATORY, INC.	MEASUREMENT REPORT (CERTIFICATION)	SAMSUNG	Approved by: Quality Manager
Test Report S/N: 1M1907300131-03.A3L	Test Dates: 07/22 – 08/20/2019	EUT Type: Portable Tablet		Page 28 of 277



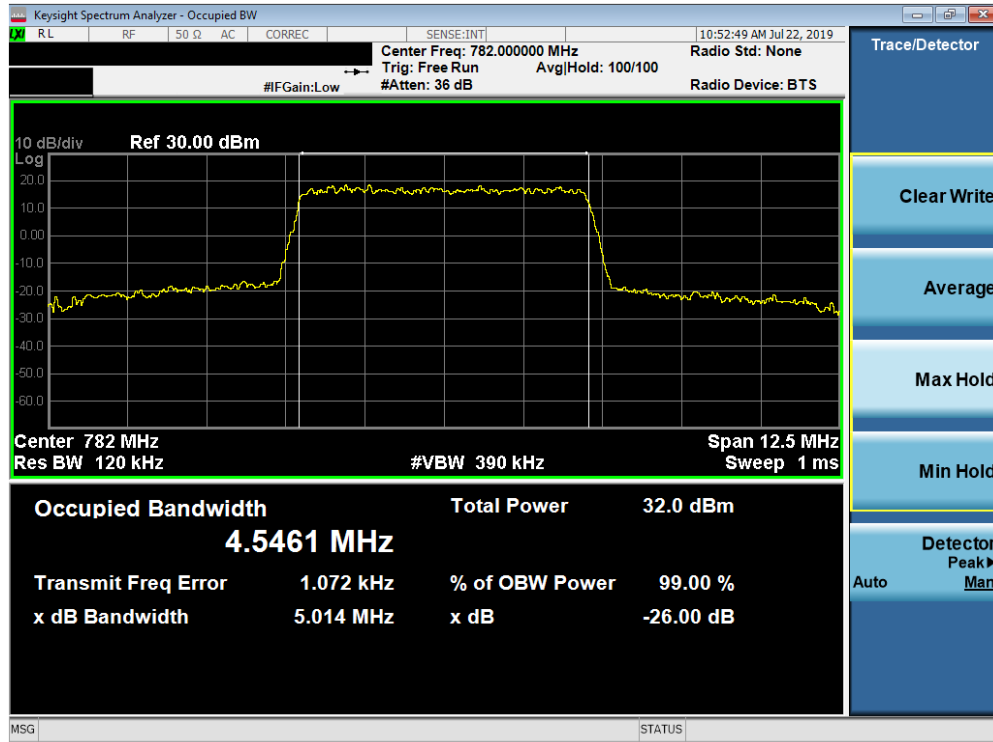
Plot 7-23. Occupied Bandwidth Plot (Band 12 - 10.0MHz 16-QAM - Full RB Configuration)



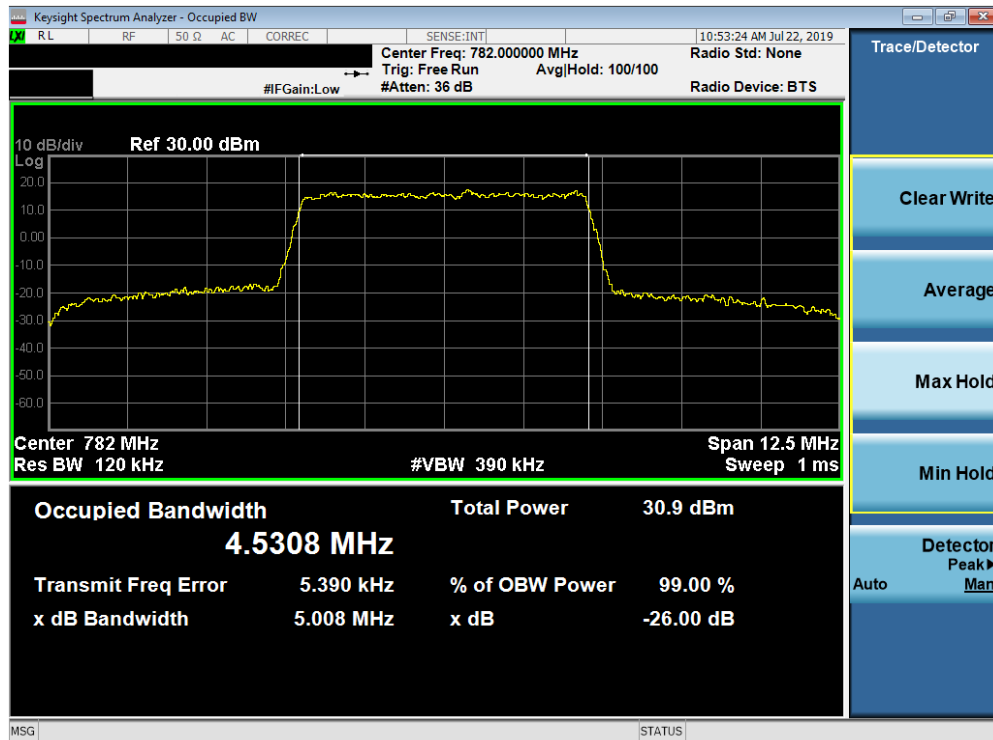
Plot 7-24. Occupied Bandwidth Plot (Band 12 - 10.0MHz 64-QAM - Full RB Configuration)

FCC ID: A3LSMT867U	MEASUREMENT REPORT (CERTIFICATION)		Approved by: Quality Manager
Test Report S/N: 1M1907300131-03.A3L	Test Dates: 07/22 – 08/20/2019	EUT Type: Portable Tablet	Page 29 of 277

Band 13

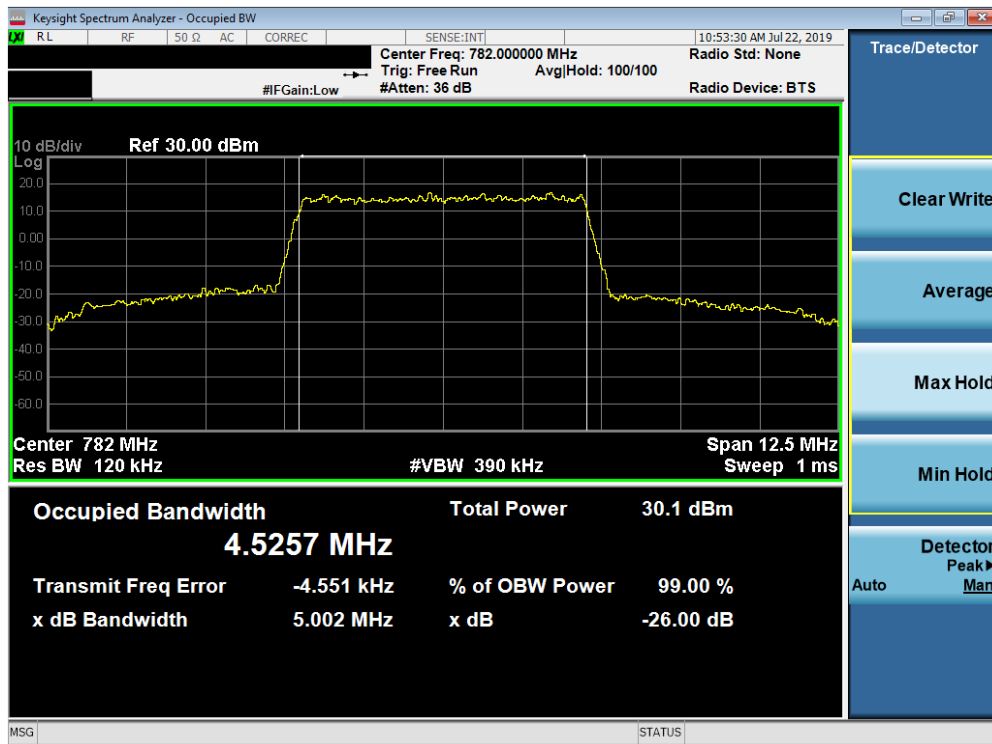


Plot 7-25. Occupied Bandwidth Plot (Band 13 - 5.0MHz QPSK - Full RB Configuration)

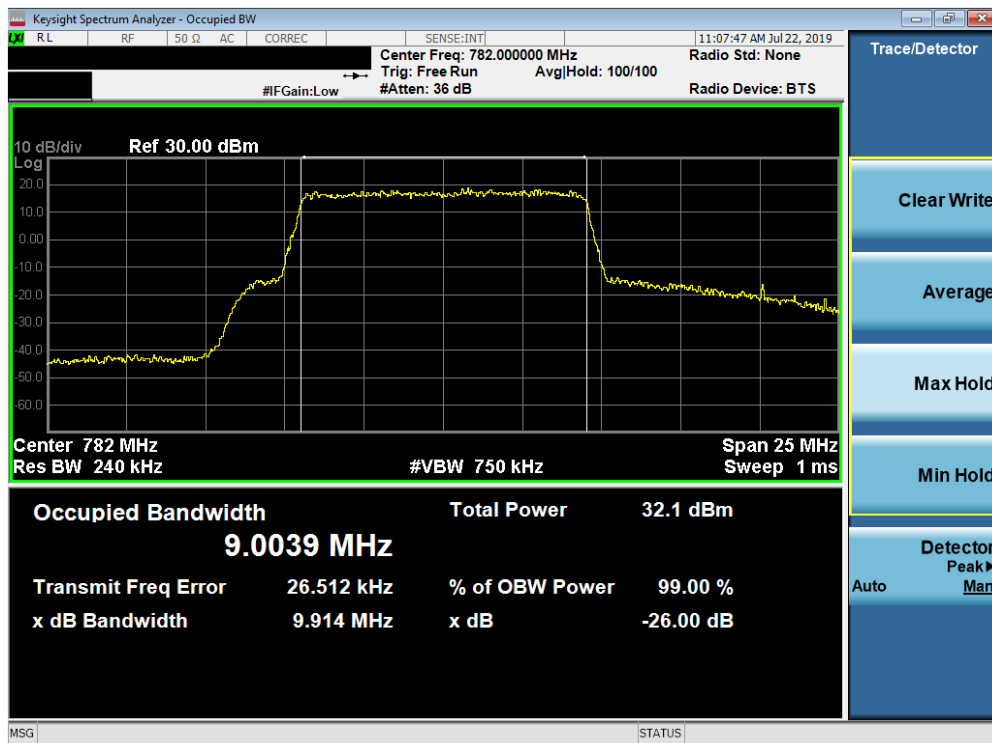


Plot 7-26. Occupied Bandwidth Plot (Band 13 - 5.0MHz 16-QAM - Full RB Configuration)

FCC ID: A3LSMT867U	 MEASUREMENT REPORT (CERTIFICATION)			Approved by: Quality Manager
Test Report S/N: 1M1907300131-03.A3L	Test Dates: 07/22 - 08/20/2019	EUT Type: Portable Tablet		Page 30 of 277

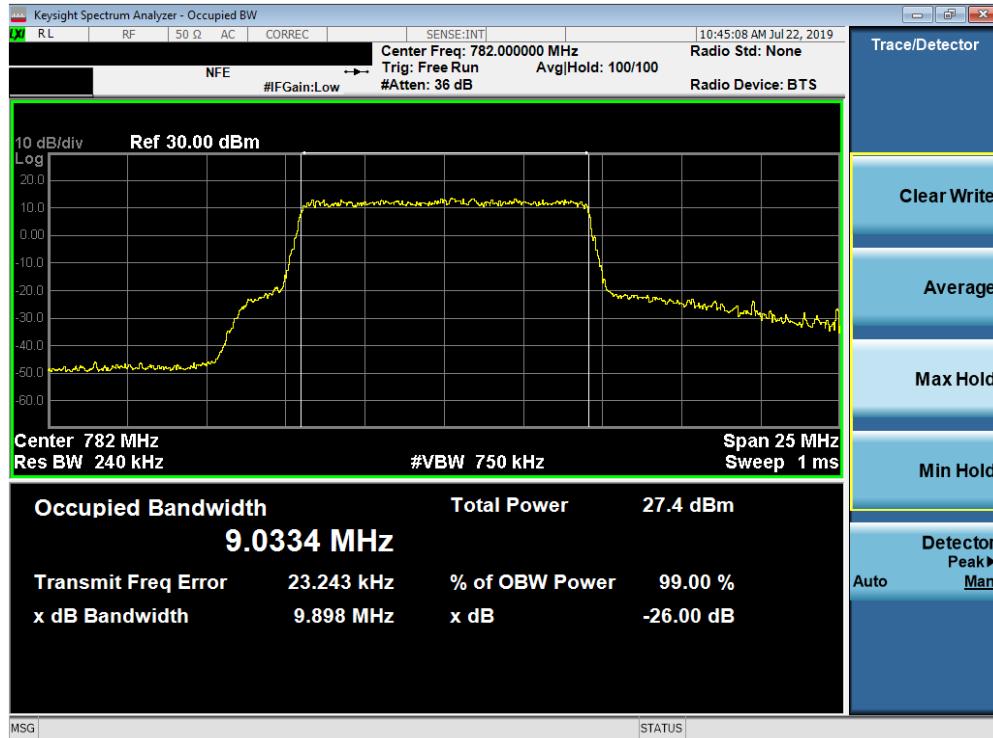


Plot 7-27. Occupied Bandwidth Plot (Band 13 - 5.0MHz 64-QAM - Full RB Configuration)

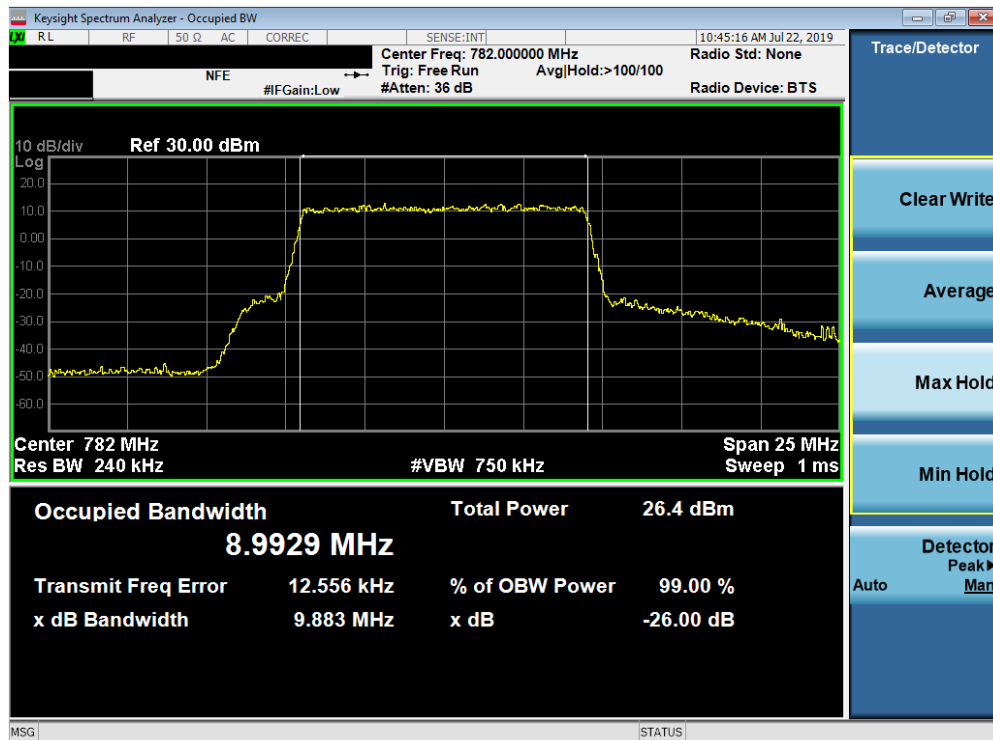


Plot 7-28. Occupied Bandwidth Plot (Band 13 - 10.0MHz QPSK - Full RB Configuration)

FCC ID: A3LSMT867U	PCTEST ENGINEERING LABORATORY, INC.	MEASUREMENT REPORT (CERTIFICATION)	Approved by: Quality Manager
Test Report S/N: 1M1907300131-03.A3L	Test Dates: 07/22 – 08/20/2019	EUT Type: Portable Tablet	Page 31 of 277



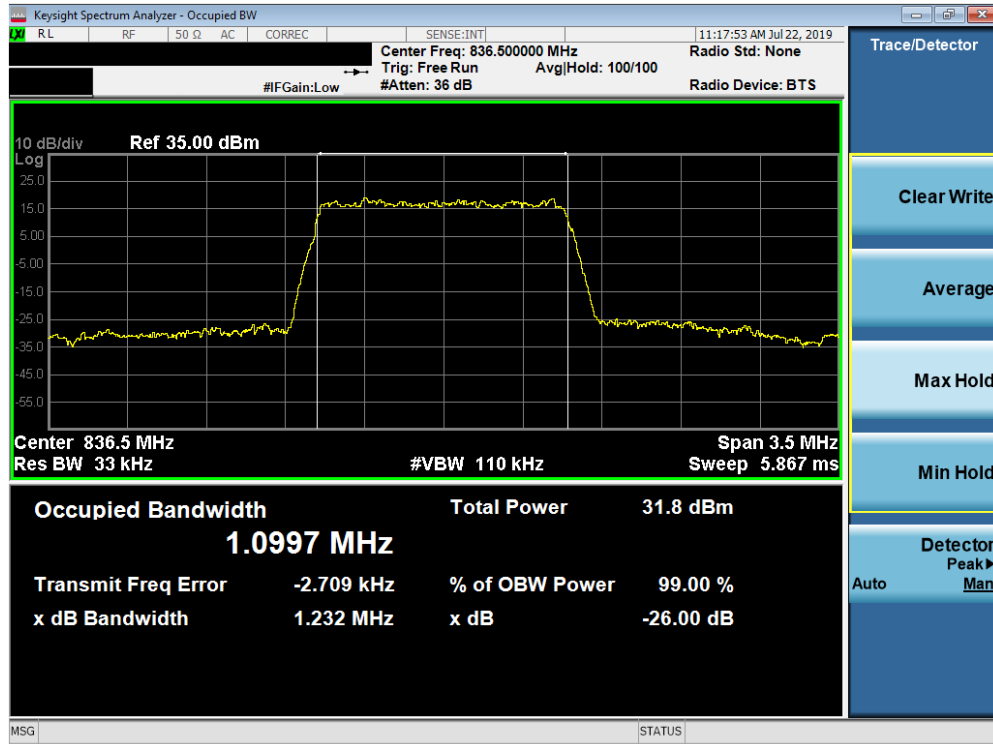
Plot 7-29. Occupied Bandwidth Plot (Band 13 - 10.0MHz 16-QAM - Full RB Configuration)



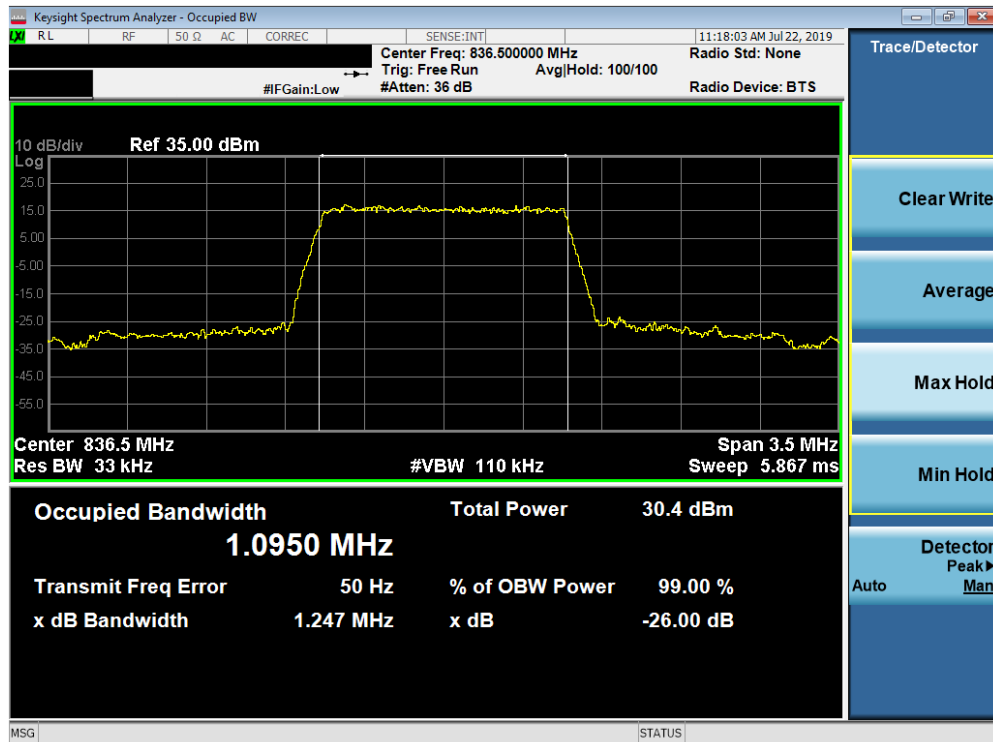
Plot 7-30. Occupied Bandwidth Plot (Band 13 - 10.0MHz 64-QAM - Full RB Configuration)

FCC ID: A3LSMT867U	MEASUREMENT REPORT (CERTIFICATION)			Approved by: Quality Manager
Test Report S/N: 1M1907300131-03.A3L	Test Dates: 07/22 – 08/20/2019	EUT Type: Portable Tablet		Page 32 of 277

Band 26/5

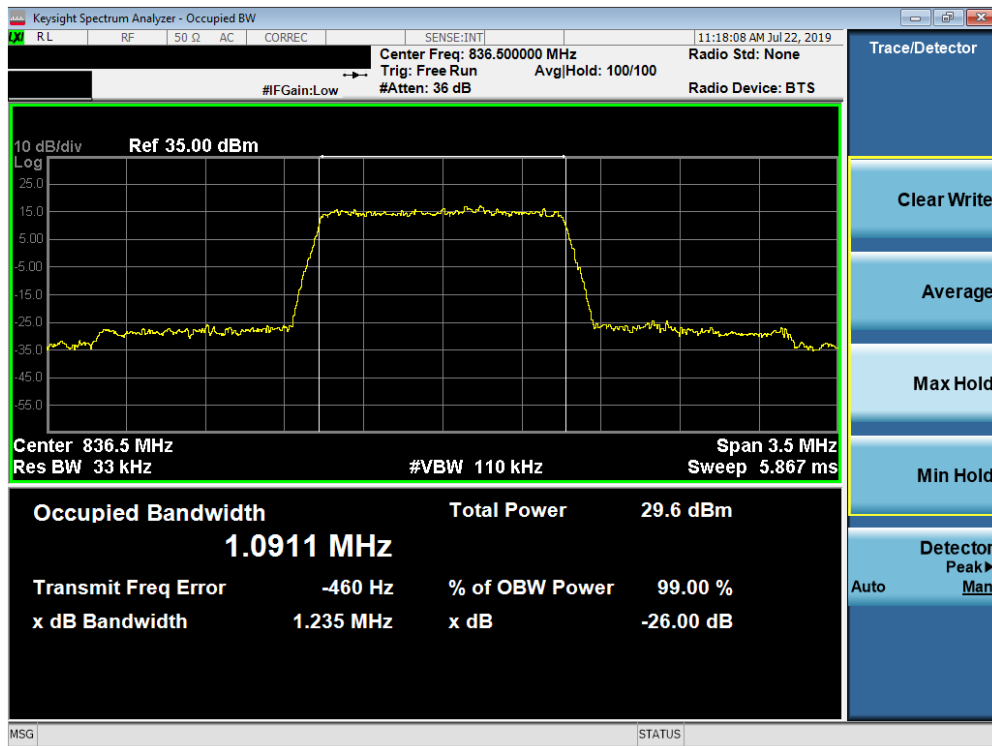


Plot 7-31. Occupied Bandwidth Plot (Band 26/5 - 1.4MHz QPSK - Full RB Configuration)

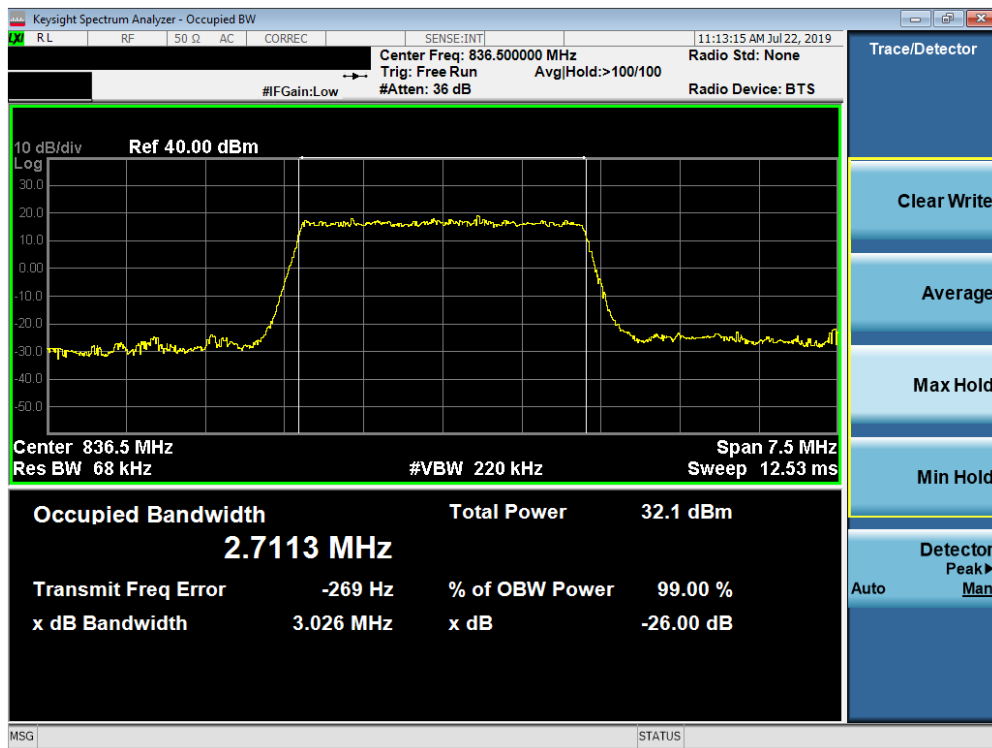


Plot 7-32. Occupied Bandwidth Plot (Band 26/5 - 1.4MHz 16-QAM - Full RB Configuration)

FCC ID: A3LSMT867U	PCTEST ENGINEERING LABORATORY, INC.	MEASUREMENT REPORT (CERTIFICATION)	SAMSUNG	Approved by: Quality Manager
Test Report S/N: 1M1907300131-03.A3L	Test Dates: 07/22 - 08/20/2019	EUT Type: Portable Tablet		Page 33 of 277

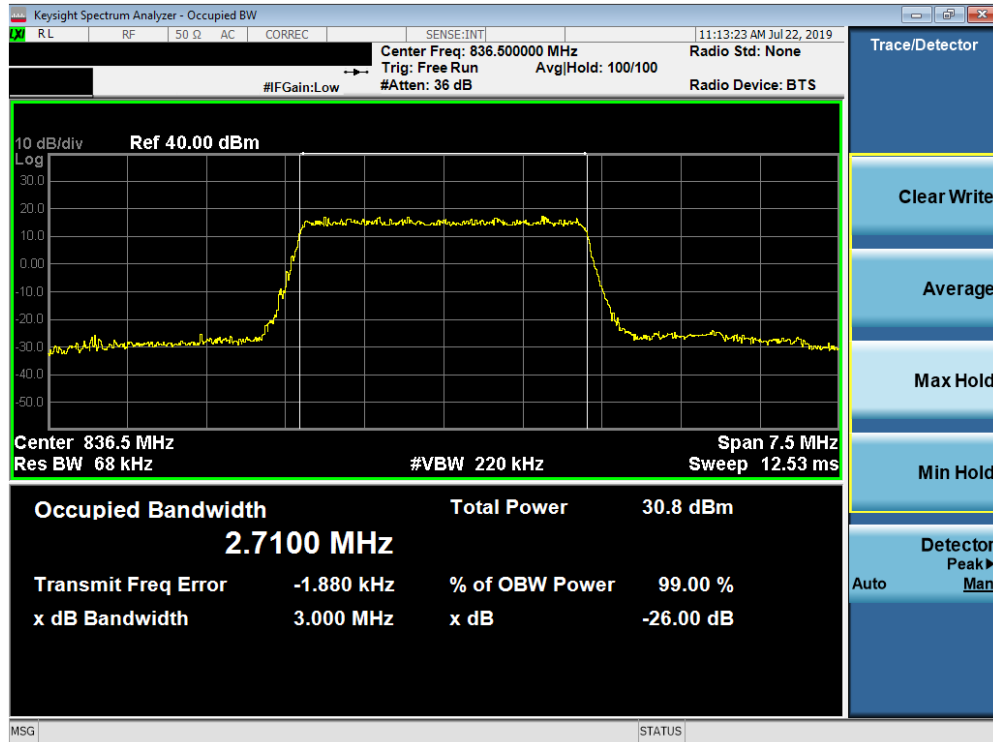


Plot 7-33. Occupied Bandwidth Plot (Band 26/5 - 1.4MHz 64-QAM - Full RB Configuration)

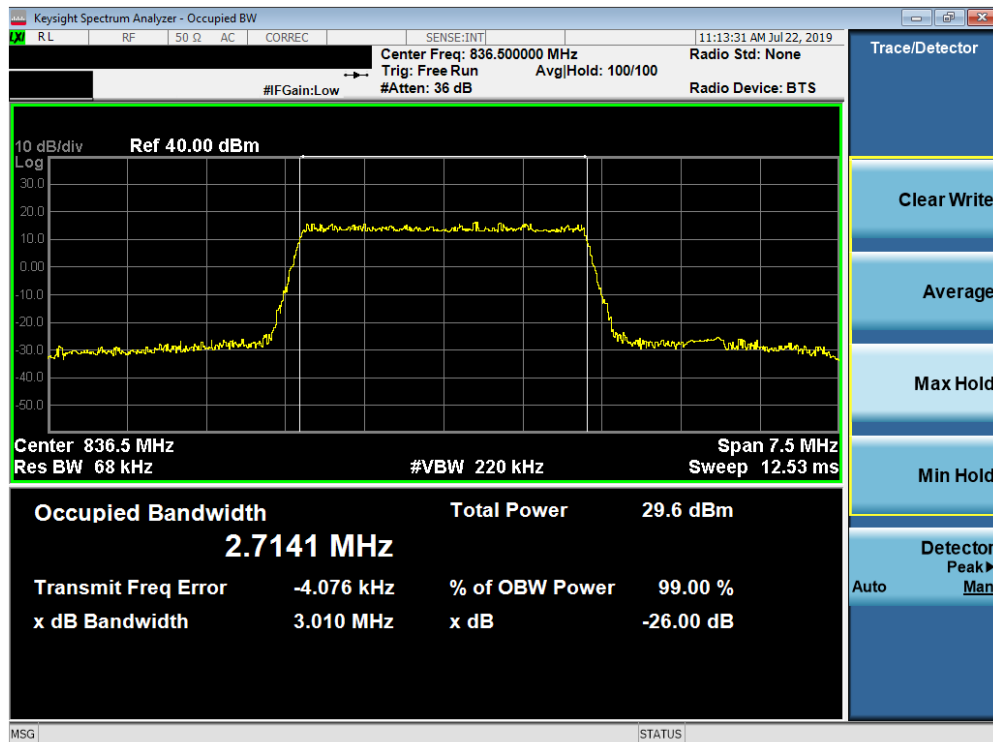


Plot 7-34. Occupied Bandwidth Plot (Band 26/5 - 3.0MHz QPSK - Full RB Configuration)

FCC ID: A3LSMT867U	PCTEST ENGINEERING LABORATORY, INC.	MEASUREMENT REPORT (CERTIFICATION)	SAMSUNG	Approved by: Quality Manager
Test Report S/N: 1M1907300131-03.A3L	Test Dates: 07/22 – 08/20/2019	EUT Type: Portable Tablet		Page 34 of 277

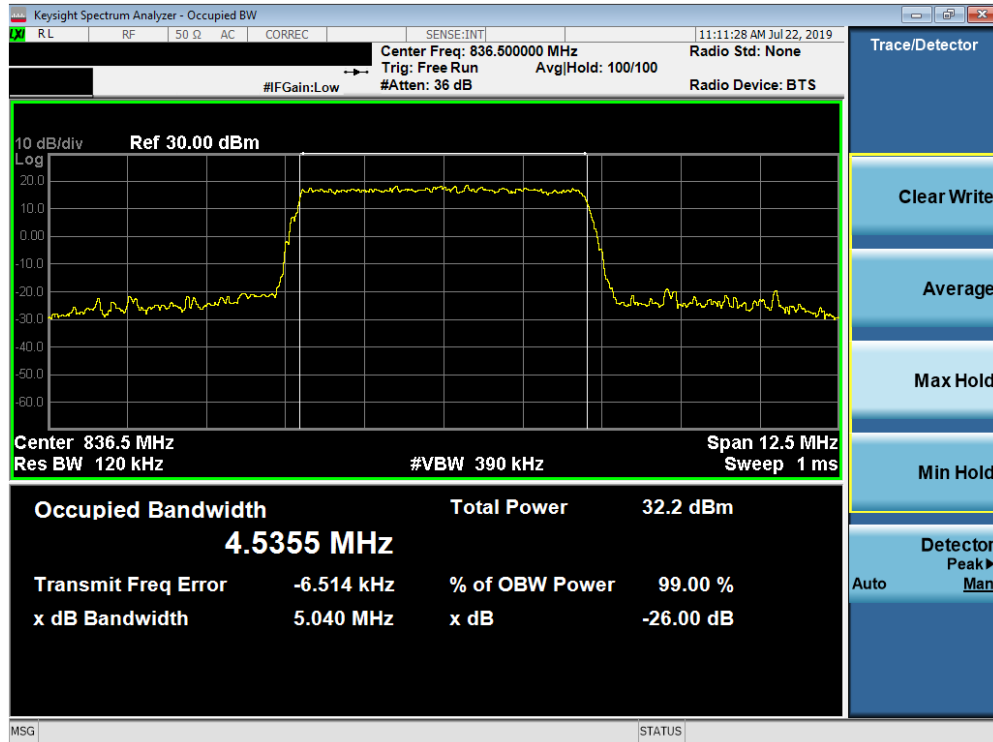


Plot 7-35. Occupied Bandwidth Plot (Band 26/5 - 3.0MHz 16-QAM - Full RB Configuration)

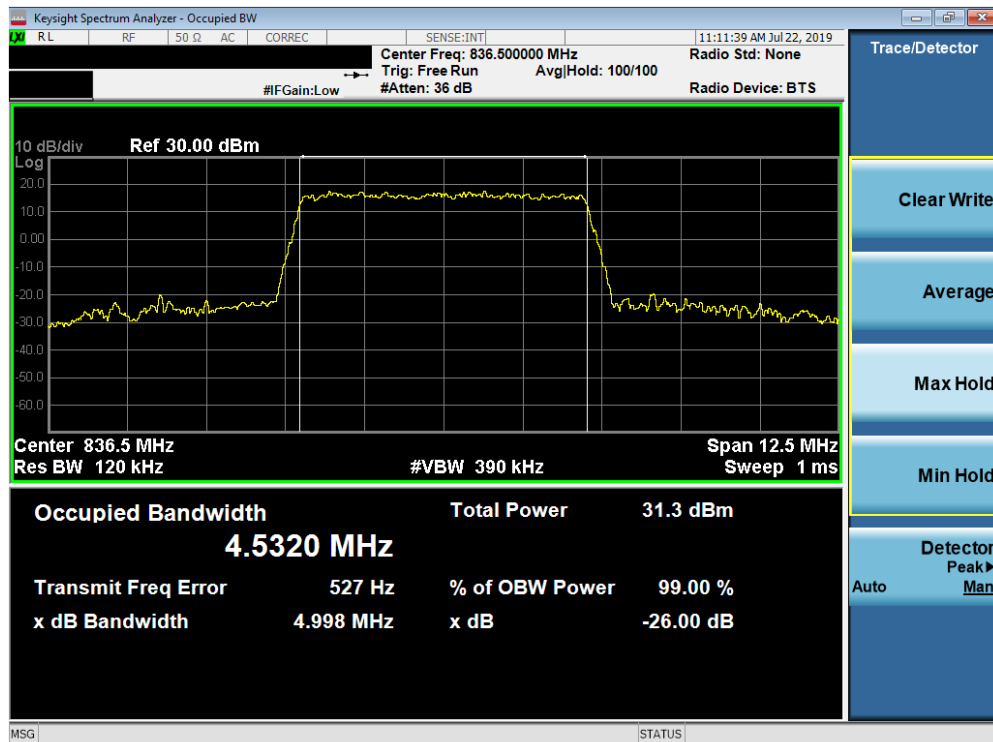


Plot 7-36. Occupied Bandwidth Plot (Band 26/5 - 3.0MHz 64-QAM - Full RB Configuration)

FCC ID: A3LSMT867U	PCTEST ENGINEERING LABORATORY, INC.	MEASUREMENT REPORT (CERTIFICATION)	SAMSUNG	Approved by: Quality Manager
Test Report S/N: 1M1907300131-03.A3L	Test Dates: 07/22 – 08/20/2019	EUT Type: Portable Tablet		Page 35 of 277

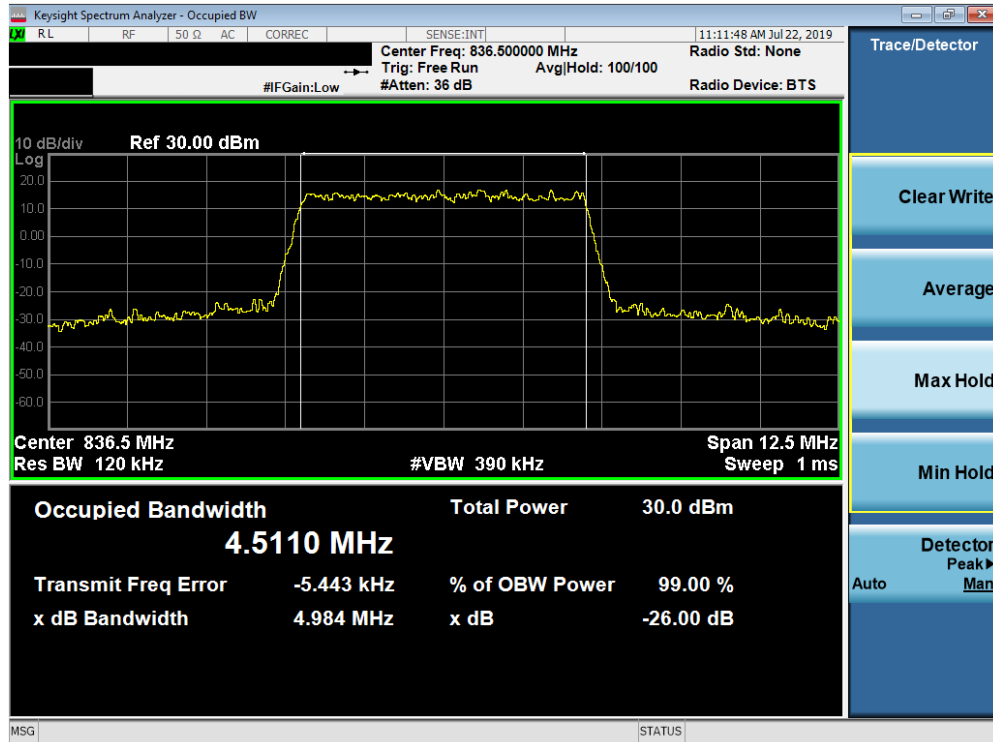


Plot 7-37. Occupied Bandwidth Plot (Band 26/5 - 5.0MHz QPSK - Full RB Configuration)

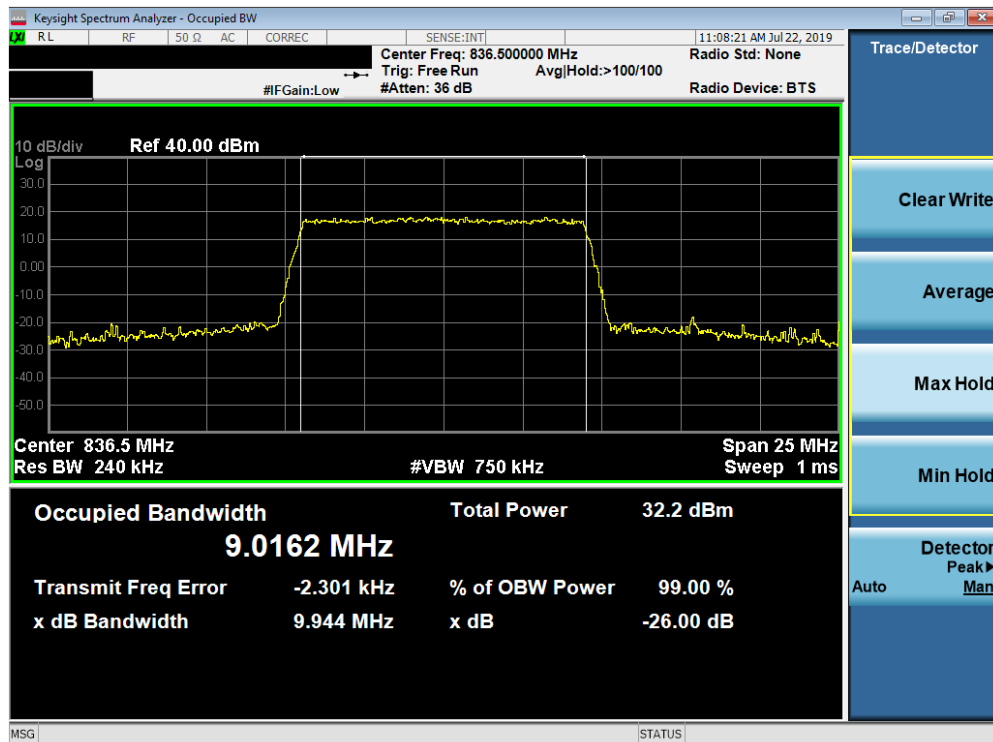


Plot 7-38. Occupied Bandwidth Plot (Band 26/5 - 5.0MHz 16-QAM - Full RB Configuration)

FCC ID: A3LSMT867U	PCTEST ENGINEERING LABORATORY, INC.	MEASUREMENT REPORT (CERTIFICATION)	Approved by: Quality Manager
Test Report S/N: 1M1907300131-03.A3L	Test Dates: 07/22 – 08/20/2019	EUT Type: Portable Tablet	Page 36 of 277

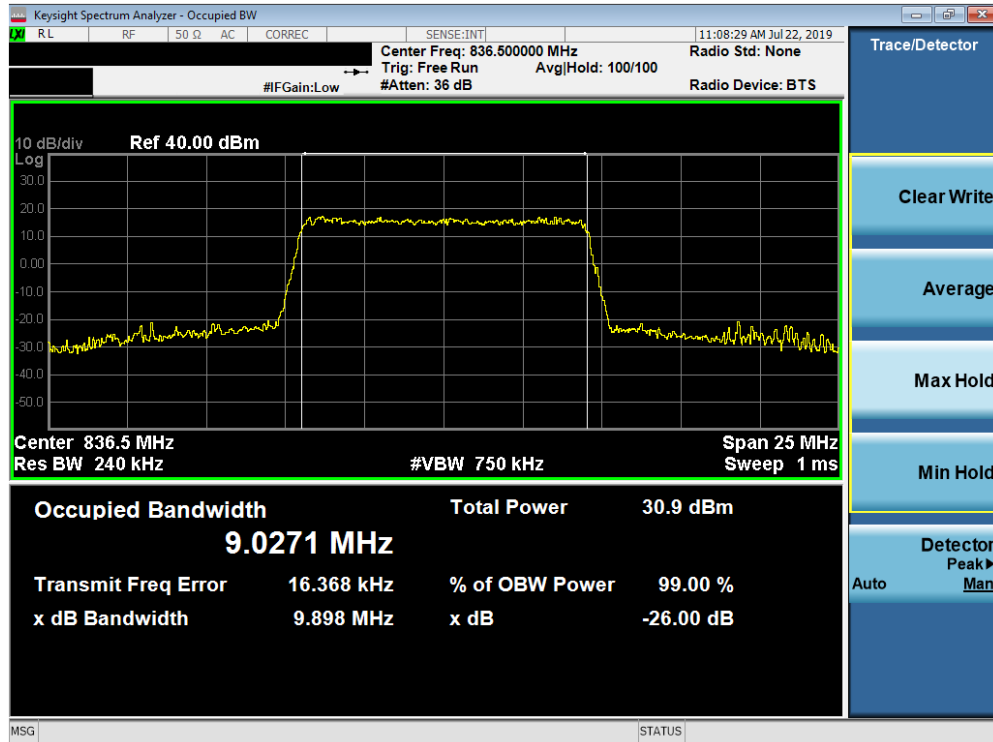


Plot 7-39. Occupied Bandwidth Plot (Band 26/5 - 5.0MHz 64-QAM - Full RB Configuration)

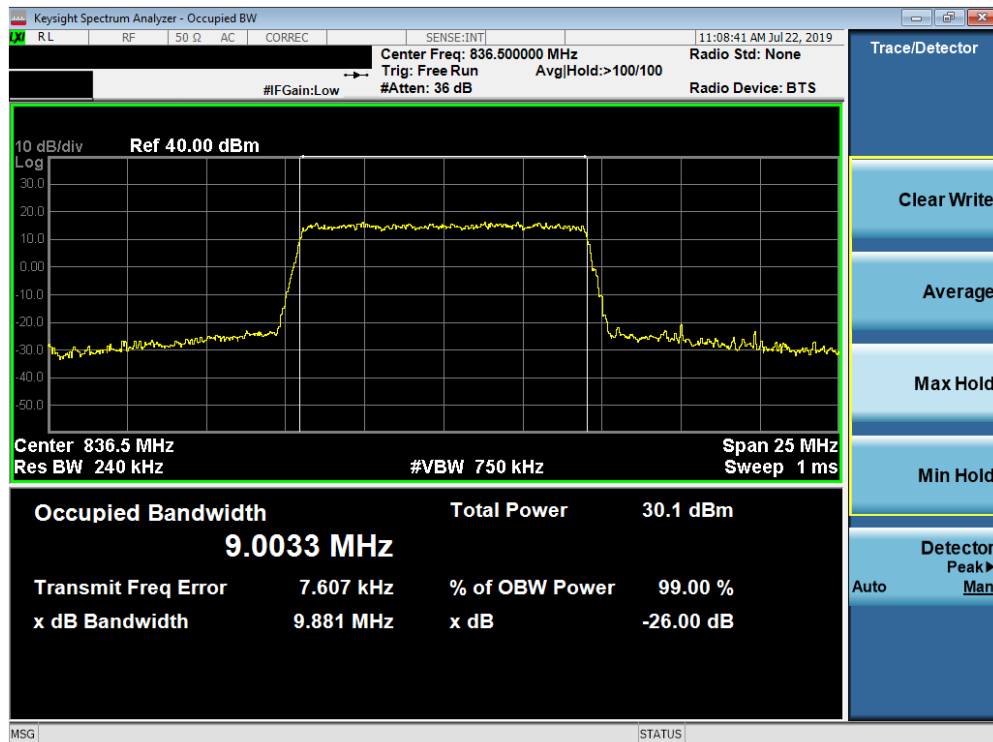


Plot 7-40. Occupied Bandwidth Plot (Band 26/5 - 10.0MHz QPSK - Full RB Configuration)

FCC ID: A3LSMT867U	PCTEST ENGINEERING LABORATORY, INC.	MEASUREMENT REPORT (CERTIFICATION)	SAMSUNG	Approved by: Quality Manager
Test Report S/N: 1M1907300131-03.A3L	Test Dates: 07/22 - 08/20/2019	EUT Type: Portable Tablet		Page 37 of 277

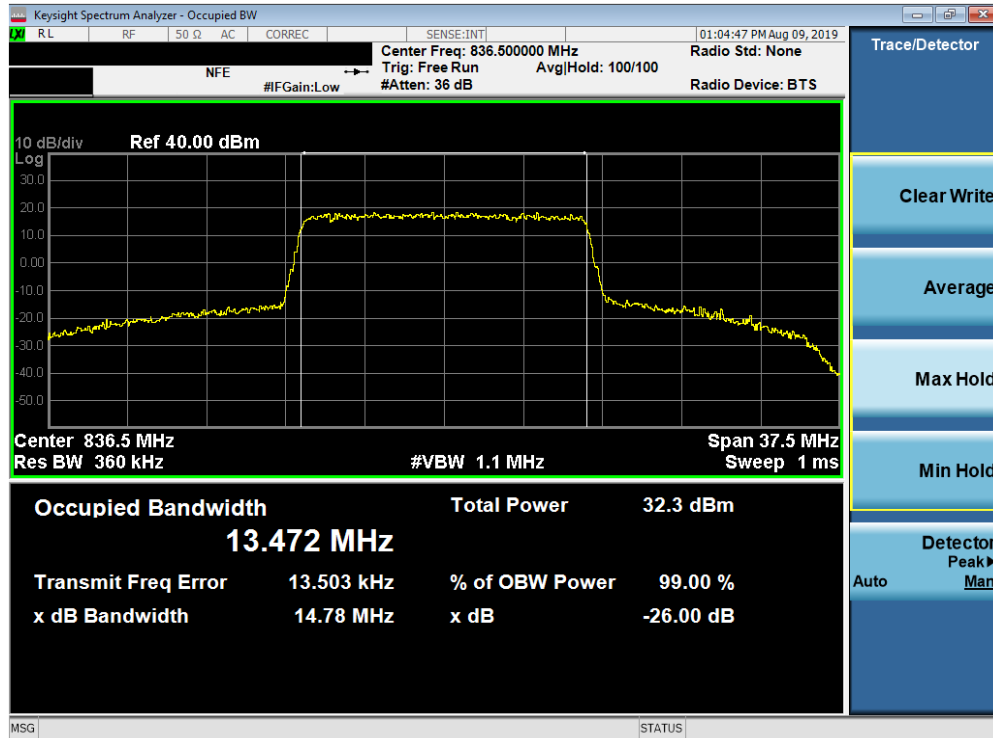


Plot 7-41. Occupied Bandwidth Plot (Band 26/5 - 10.0MHz 16-QAM - Full RB Configuration)

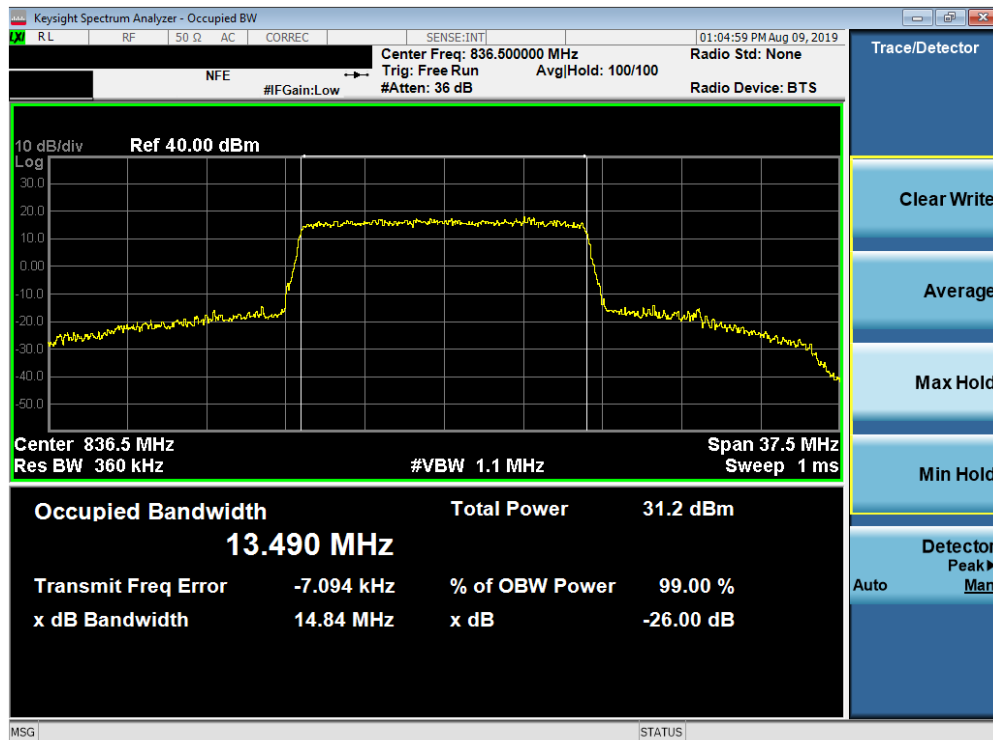


Plot 7-42. Occupied Bandwidth Plot (Band 26/5 - 10.0MHz 64-QAM - Full RB Configuration)

FCC ID: A3LSMT867U	PCTEST ENGINEERING LABORATORY, INC.	MEASUREMENT REPORT (CERTIFICATION)	SAMSUNG	Approved by: Quality Manager
Test Report S/N: 1M1907300131-03.A3L	Test Dates: 07/22 - 08/20/2019	EUT Type: Portable Tablet		Page 38 of 277

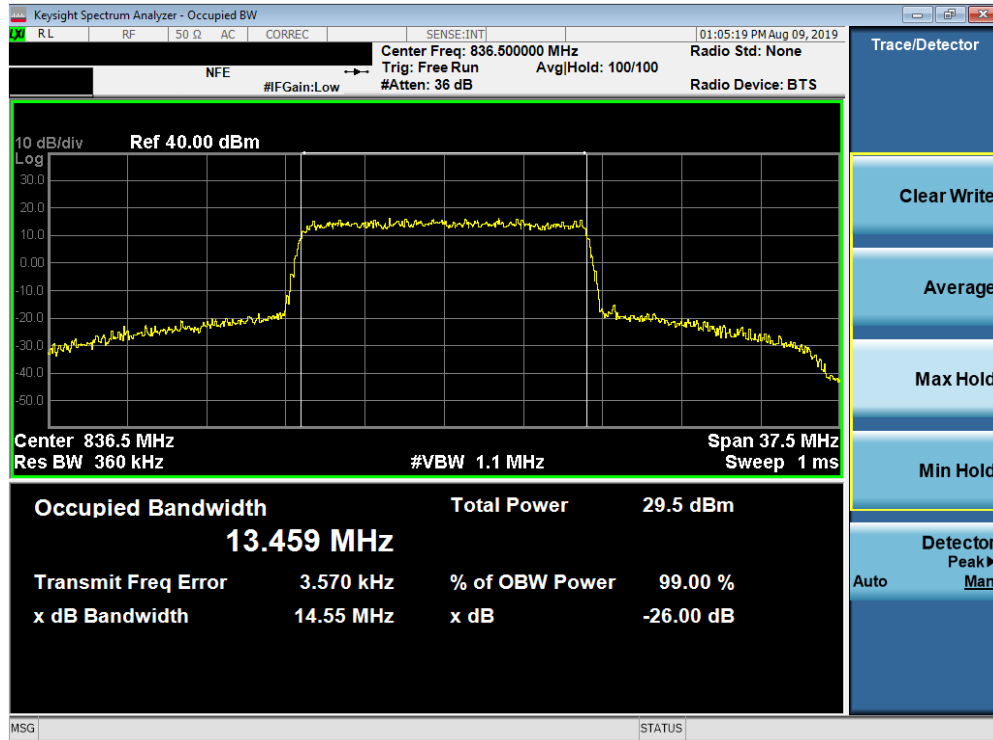


Plot 7-43. Occupied Bandwidth Plot (Band 26 - 15.0MHz QPSK - Full RB Configuration)



Plot 7-44. Occupied Bandwidth Plot (Band 26 - 15.0MHz 16-QAM - Full RB Configuration)

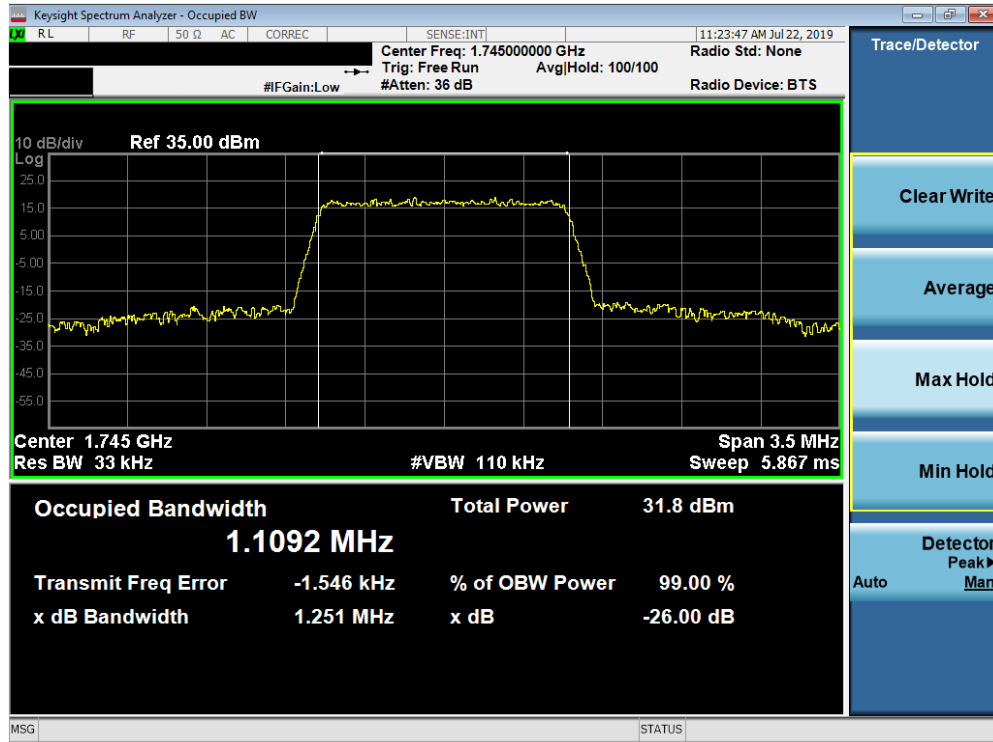
FCC ID: A3LSMT867U	 MEASUREMENT REPORT (CERTIFICATION) 		Approved by: Quality Manager
Test Report S/N: 1M1907300131-03.A3L	Test Dates: 07/22 – 08/20/2019	EUT Type: Portable Tablet	Page 39 of 277



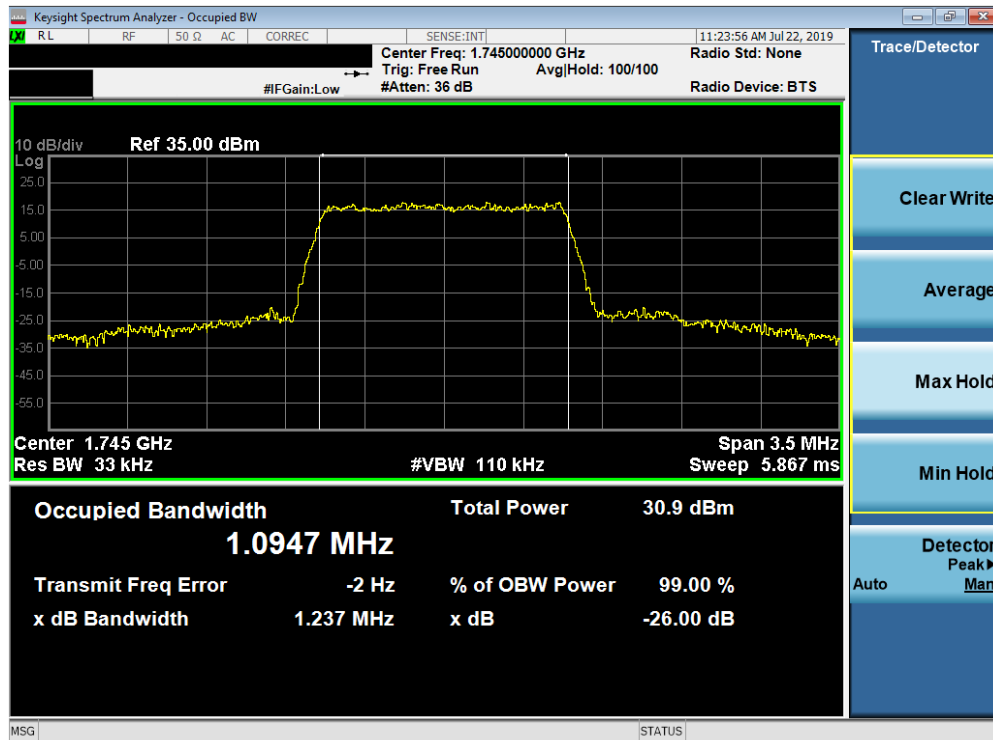
Plot 7-45. Occupied Bandwidth Plot (Band 26 - 15.0MHz 64-QAM - Full RB Configuration)

FCC ID: A3LSMT867U	 MEASUREMENT REPORT (CERTIFICATION) 		Approved by: Quality Manager
Test Report S/N: 1M1907300131-03.A3L	Test Dates: 07/22 – 08/20/2019	EUT Type: Portable Tablet	Page 40 of 277

Band 66/4

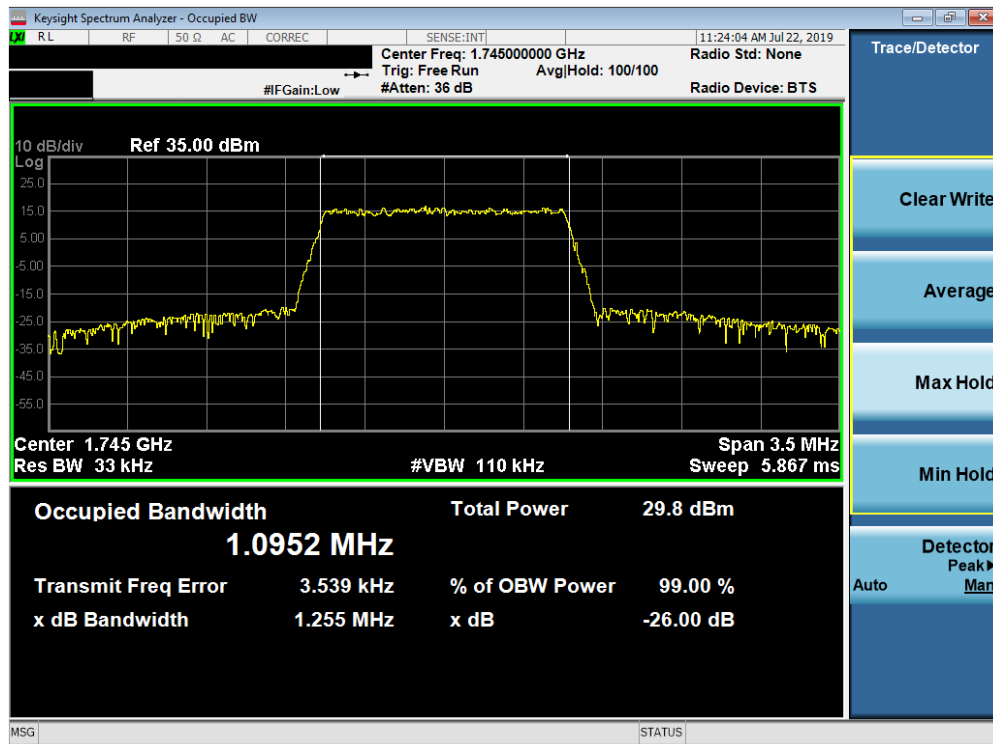


Plot 7-46. Occupied Bandwidth Plot (Band 66/4 - 1.4MHz QPSK - Full RB Configuration)

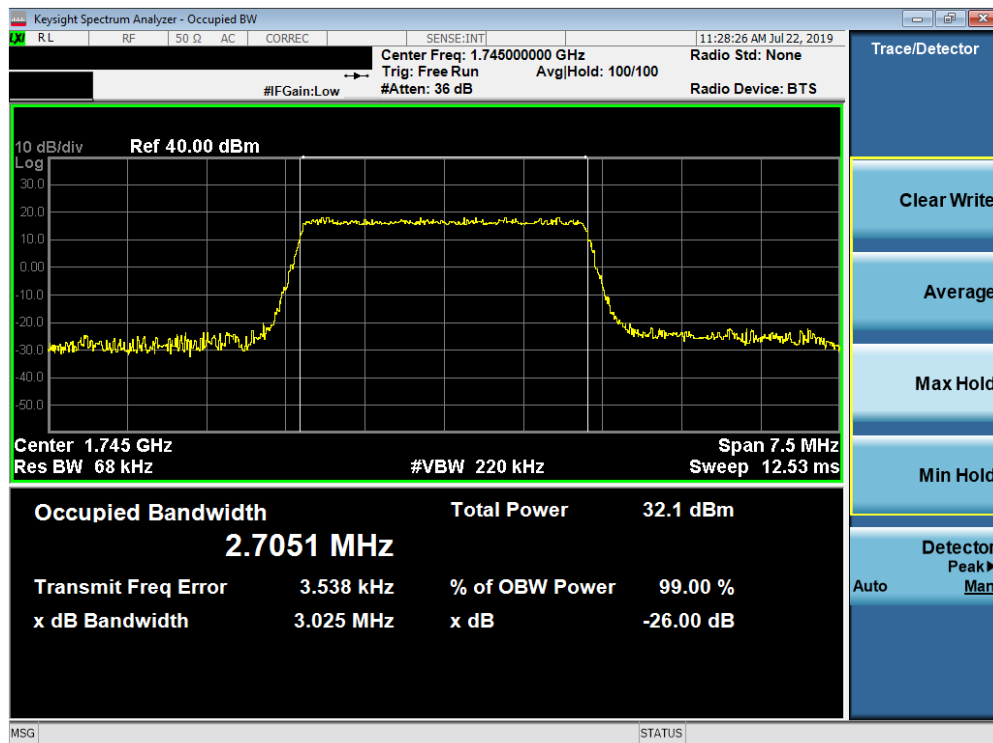


Plot 7-47. Occupied Bandwidth Plot (Band 66/4 - 1.4MHz 16-QAM - Full RB Configuration)

FCC ID: A3LSMT867U	PCTEST ENGINEERING LABORATORY, INC.	MEASUREMENT REPORT (CERTIFICATION)	SAMSUNG	Approved by: Quality Manager
Test Report S/N: 1M1907300131-03.A3L	Test Dates: 07/22 - 08/20/2019	EUT Type: Portable Tablet		Page 41 of 277

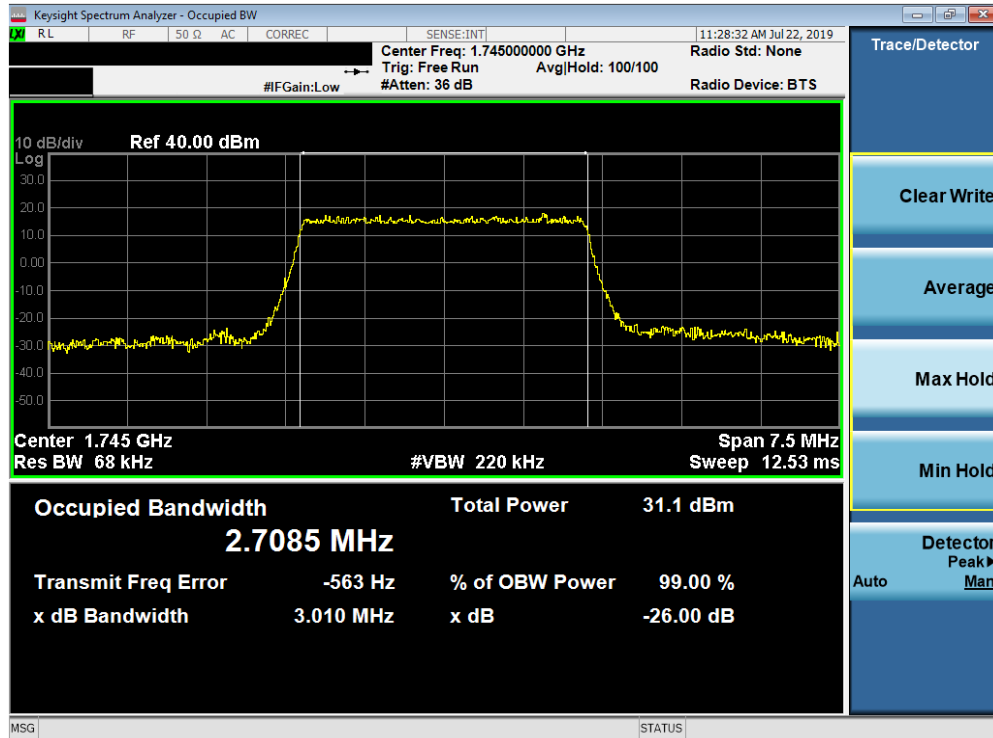


Plot 7-48. Occupied Bandwidth Plot (Band 66/4 - 1.4MHz 64-QAM - Full RB Configuration)

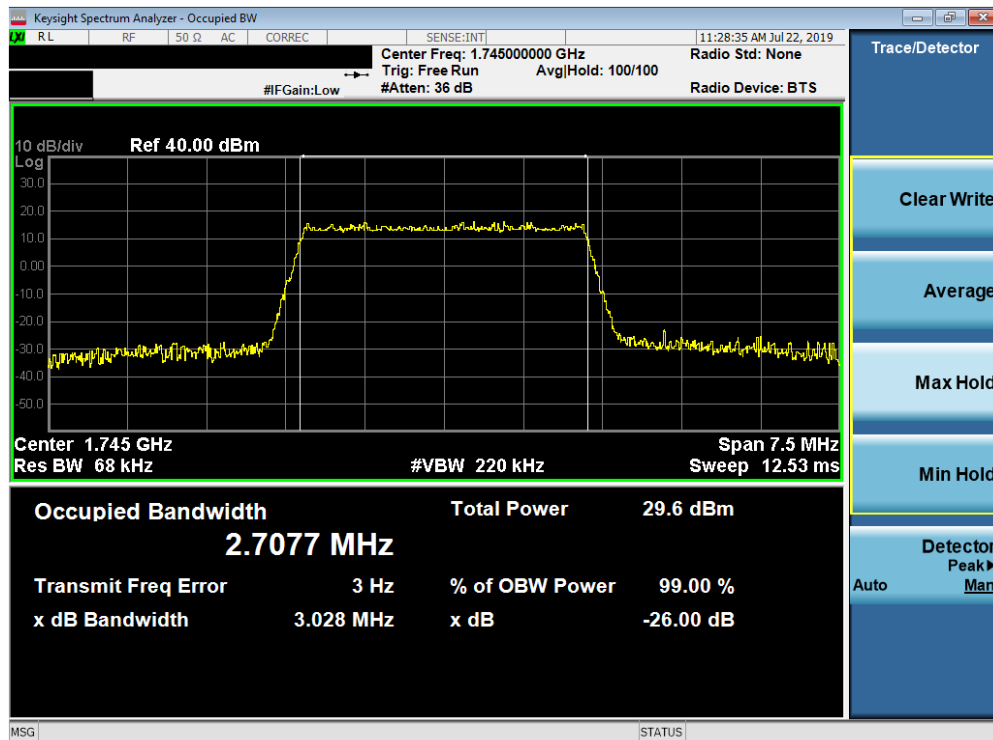


Plot 7-49. Occupied Bandwidth Plot (Band 66/4 - 3.0MHz QPSK - Full RB Configuration)

FCC ID: A3LSMT867U	PCTEST ENGINEERING LABORATORY, INC.	MEASUREMENT REPORT (CERTIFICATION)	SAMSUNG	Approved by: Quality Manager
Test Report S/N: 1M1907300131-03.A3L	Test Dates: 07/22 – 08/20/2019	EUT Type: Portable Tablet		Page 42 of 277

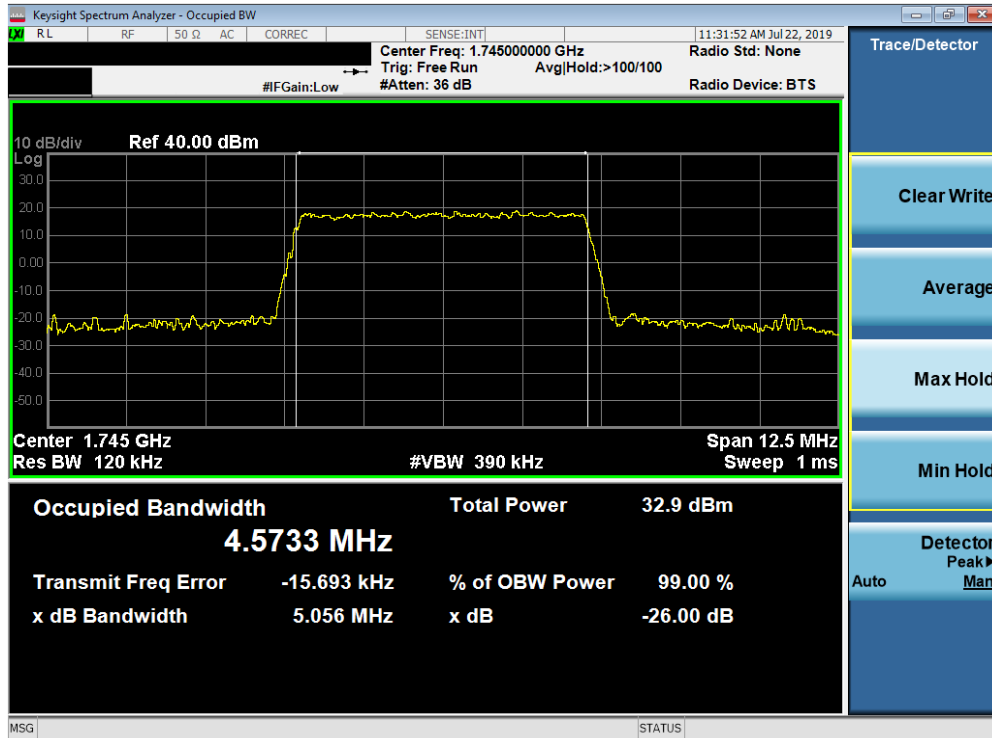


Plot 7-50. Occupied Bandwidth Plot (Band 66/4 - 3.0MHz 16-QAM - Full RB Configuration)

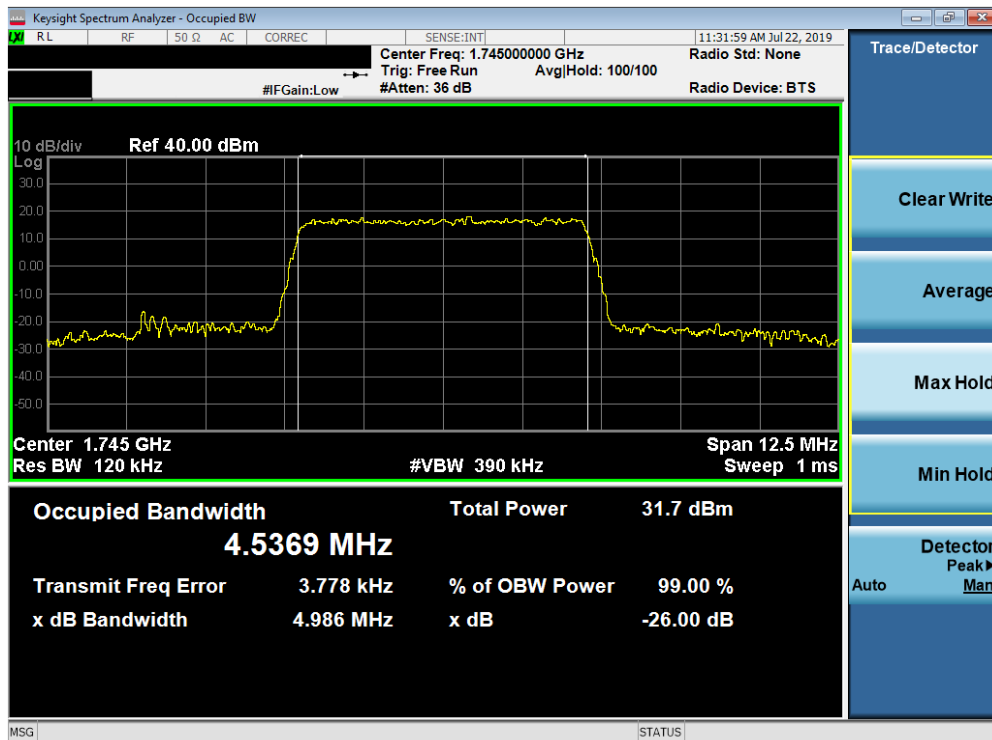


Plot 7-51. Occupied Bandwidth Plot (Band 66/4 - 3.0MHz 64-QAM - Full RB Configuration)

FCC ID: A3LSMT867U	PCTEST ENGINEERING LABORATORY, INC.	MEASUREMENT REPORT (CERTIFICATION)	SAMSUNG	Approved by: Quality Manager
Test Report S/N: 1M1907300131-03.A3L	Test Dates: 07/22 – 08/20/2019	EUT Type: Portable Tablet		Page 43 of 277

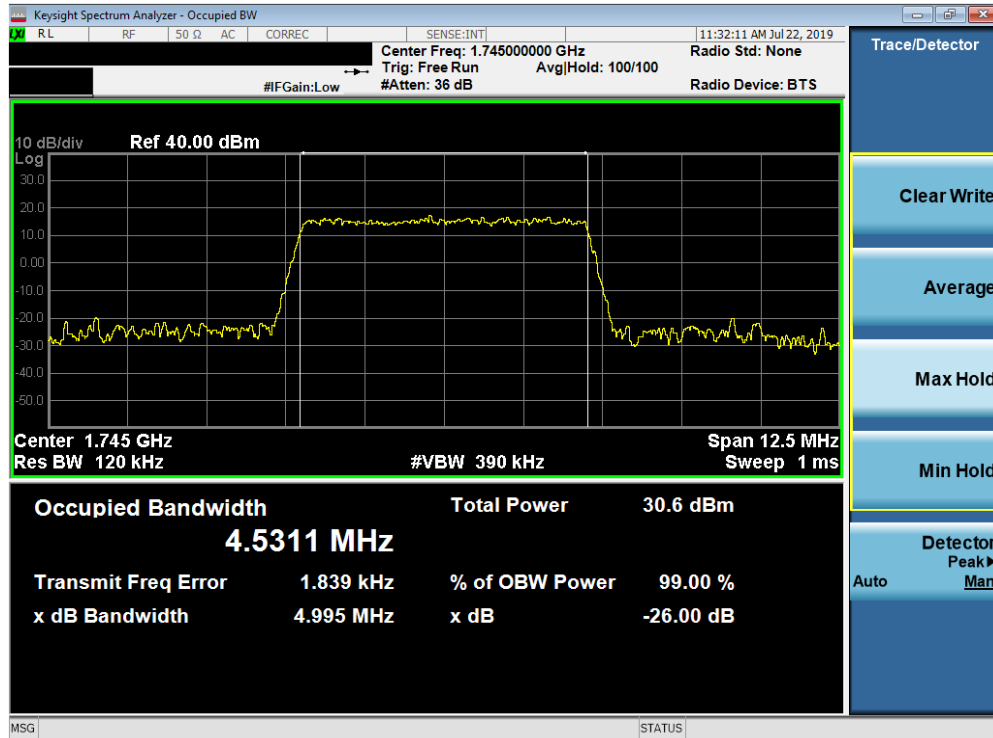


Plot 7-52. Occupied Bandwidth Plot (Band 66/4 - 5.0MHz QPSK - Full RB Configuration)

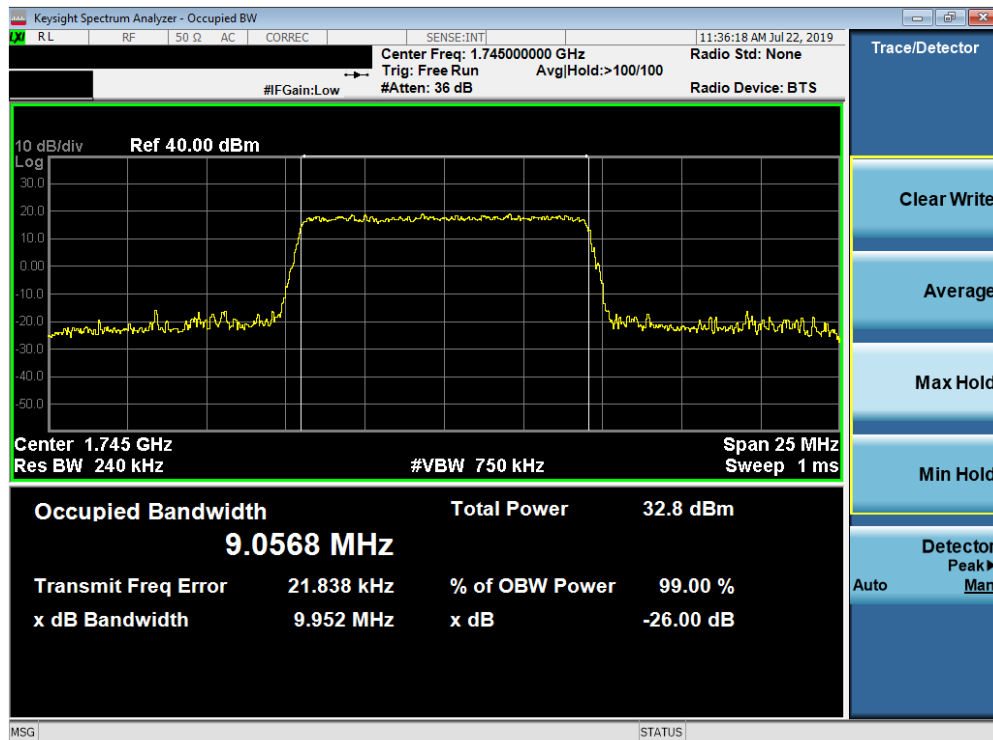


Plot 7-53. Occupied Bandwidth Plot (Band 66/4 - 5.0MHz 16-QAM - Full RB Configuration)

FCC ID: A3LSMT867U	PCTEST ENGINEERING LABORATORY, INC.	MEASUREMENT REPORT (CERTIFICATION)	SAMSUNG	Approved by: Quality Manager
Test Report S/N: 1M1907300131-03.A3L	Test Dates: 07/22 – 08/20/2019	EUT Type: Portable Tablet		Page 44 of 277

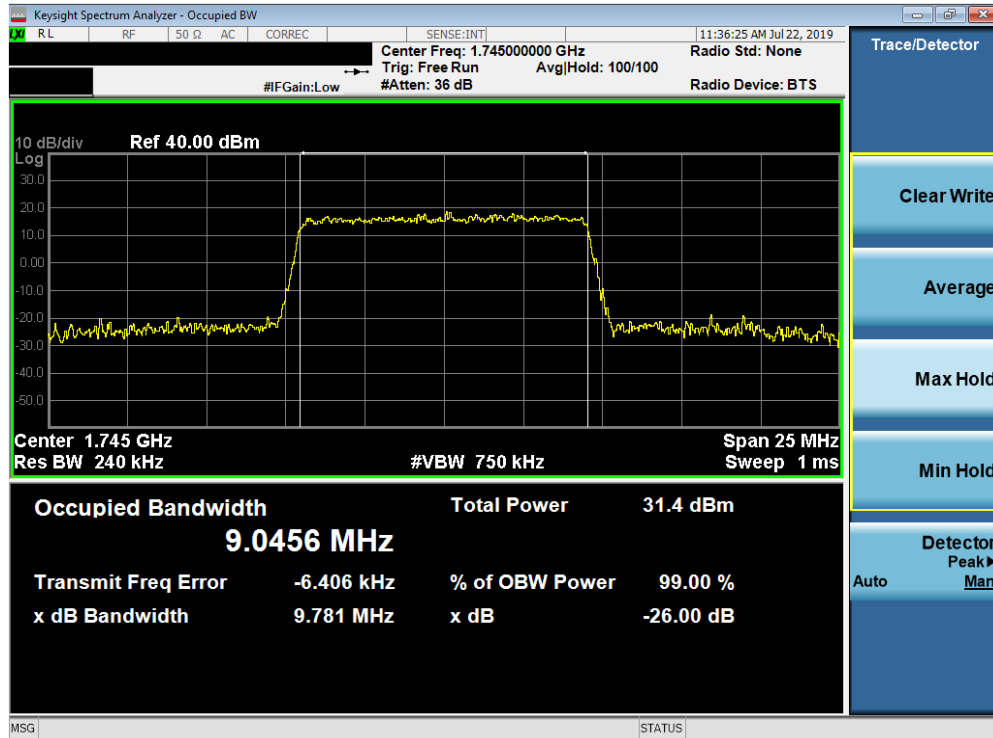


Plot 7-54. Occupied Bandwidth Plot (Band 66/4 - 5.0MHz 64-QAM - Full RB Configuration)

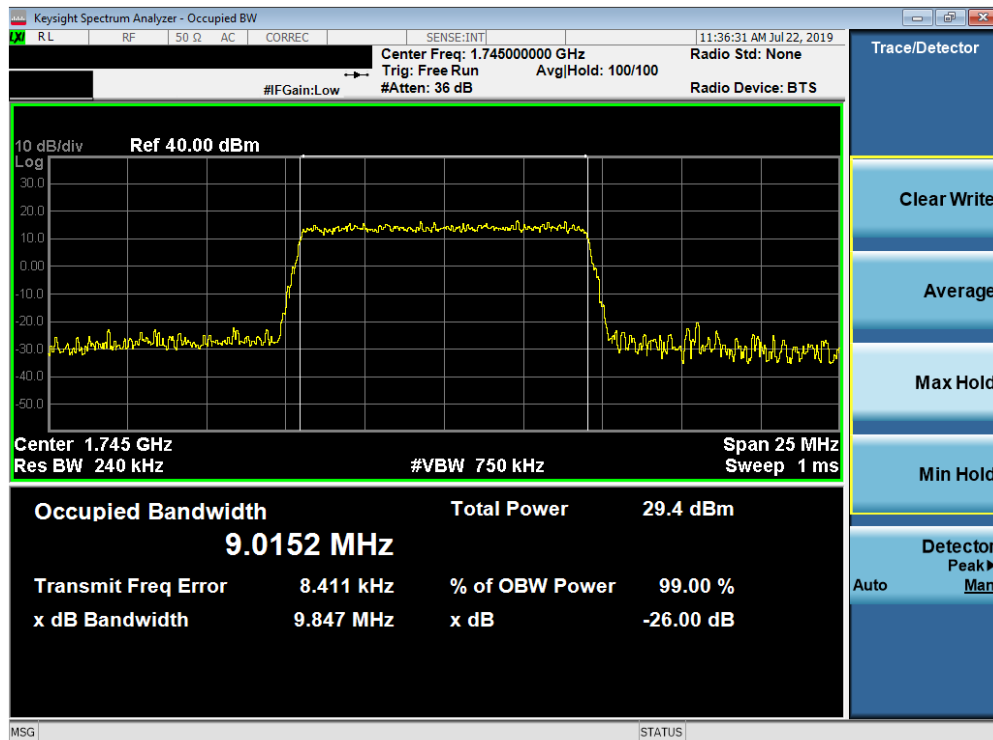


Plot 7-55. Occupied Bandwidth Plot (Band 66/4 - 10.0MHz QPSK - Full RB Configuration)

FCC ID: A3LSMT867U	PCTEST ENGINEERING LABORATORY, INC.	MEASUREMENT REPORT (CERTIFICATION)	SAMSUNG	Approved by: Quality Manager
Test Report S/N: 1M1907300131-03.A3L	Test Dates: 07/22 – 08/20/2019	EUT Type: Portable Tablet		Page 45 of 277

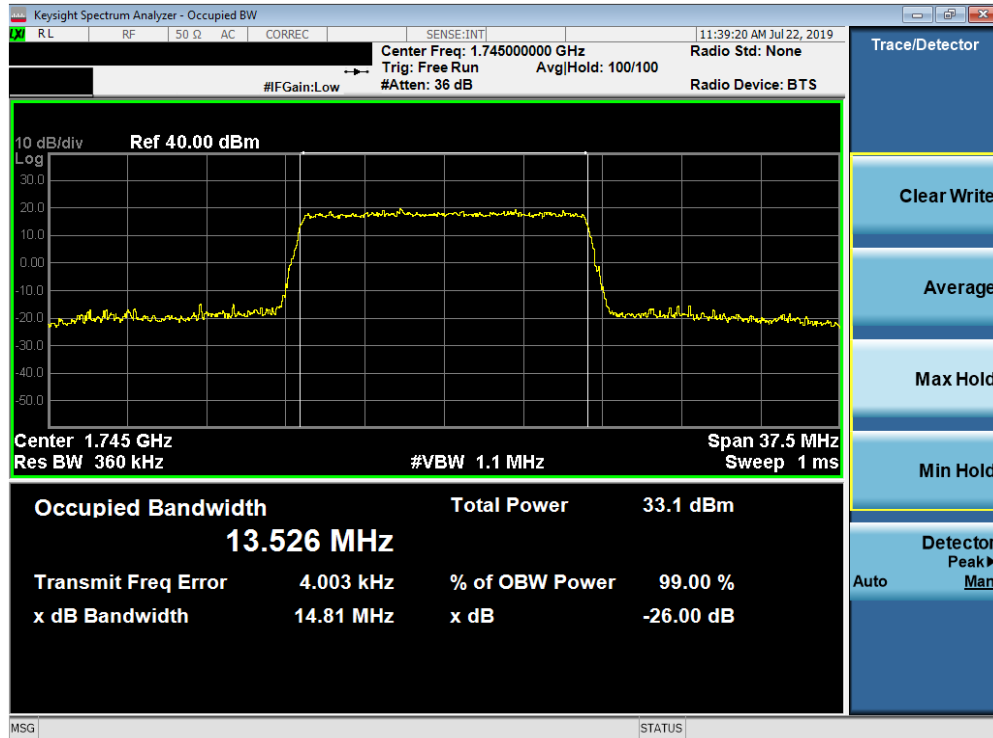


Plot 7-56. Occupied Bandwidth Plot (Band 66/4 - 10.0MHz 16-QAM - Full RB Configuration)

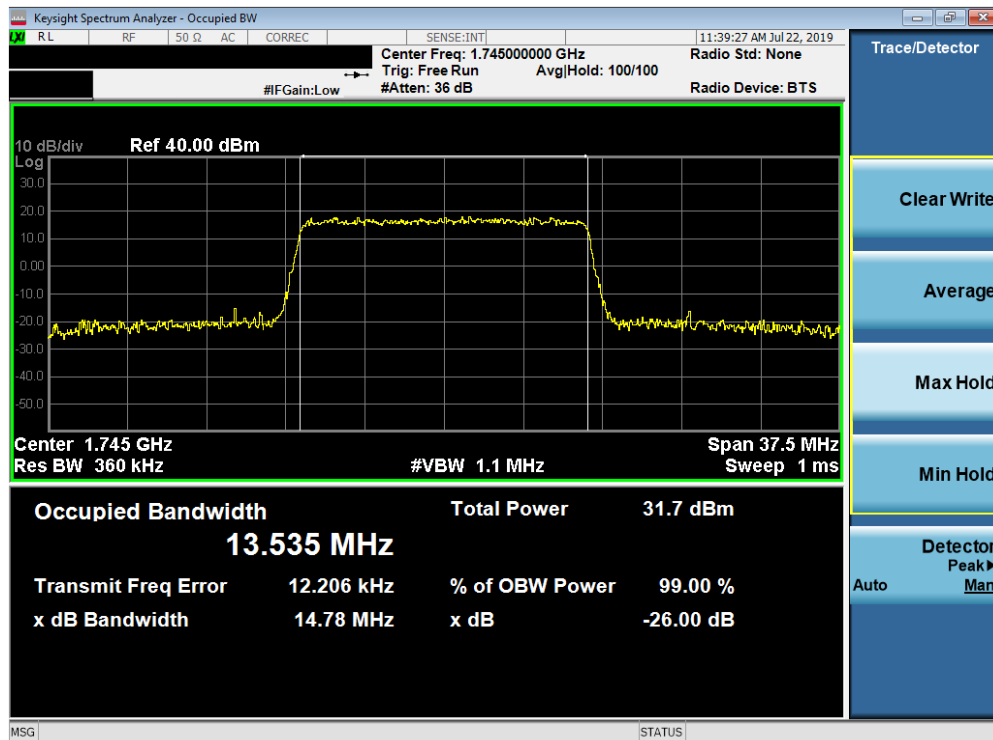


Plot 7-57. Occupied Bandwidth Plot (Band 66/4 - 10.0MHz 64-QAM - Full RB Configuration)

FCC ID: A3LSMT867U	<div>MEASUREMENT REPORT (CERTIFICATION)</div> <div></div>		Approved by: Quality Manager
Test Report S/N: 1M1907300131-03.A3L	Test Dates: 07/22 – 08/20/2019	EUT Type: Portable Tablet	Page 46 of 277

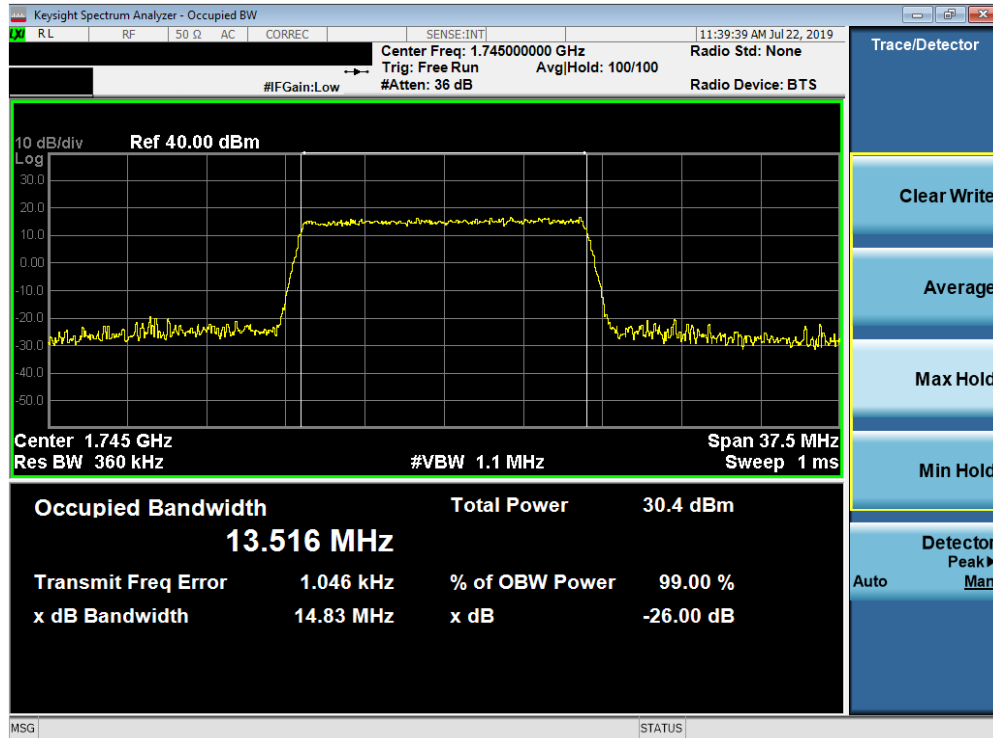


Plot 7-58. Occupied Bandwidth Plot (Band 66/4 - 15.0MHz QPSK - Full RB Configuration)

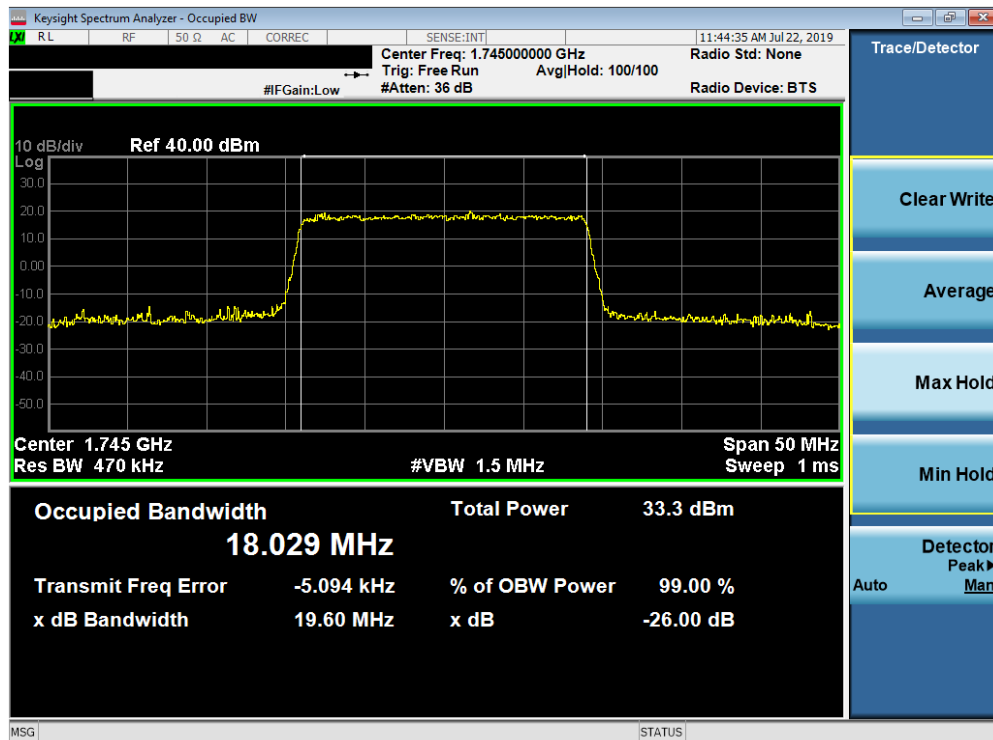


Plot 7-59. Occupied Bandwidth Plot (Band 66/4 - 15.0MHz 16-QAM - Full RB Configuration)

FCC ID: A3LSMT867U	PCTEST ENGINEERING LABORATORY, INC.	MEASUREMENT REPORT (CERTIFICATION)	Approved by: Quality Manager
Test Report S/N: 1M1907300131-03.A3L	Test Dates: 07/22 – 08/20/2019	EUT Type: Portable Tablet	Page 47 of 277

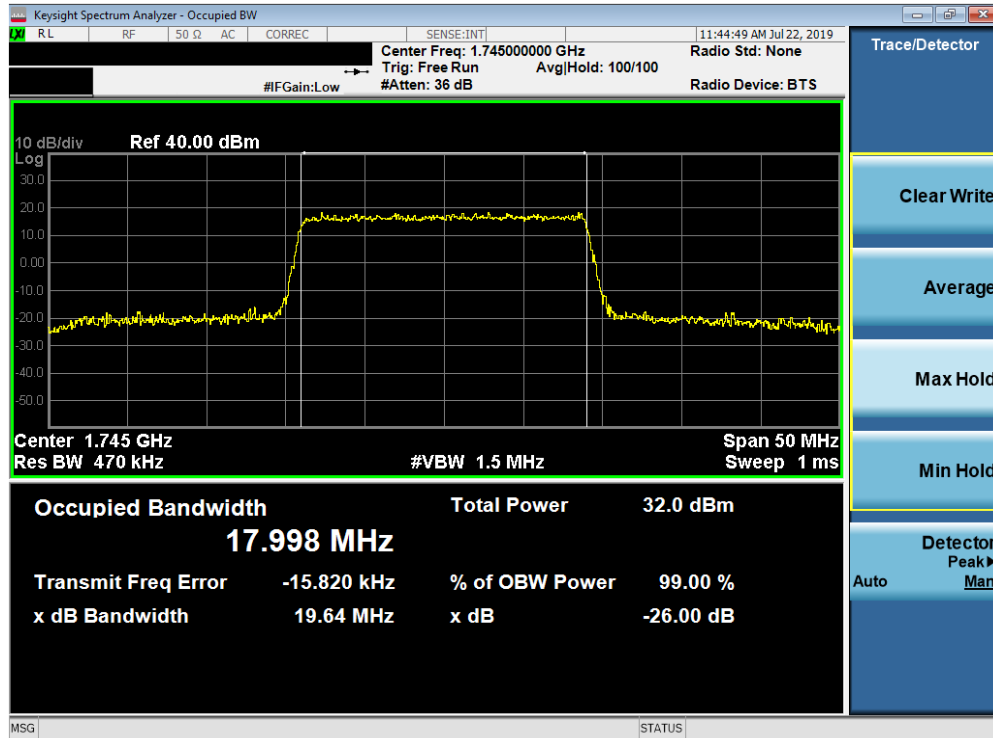


Plot 7-60. Occupied Bandwidth Plot (Band 66/4 - 15.0MHz 64-QAM - Full RB Configuration)

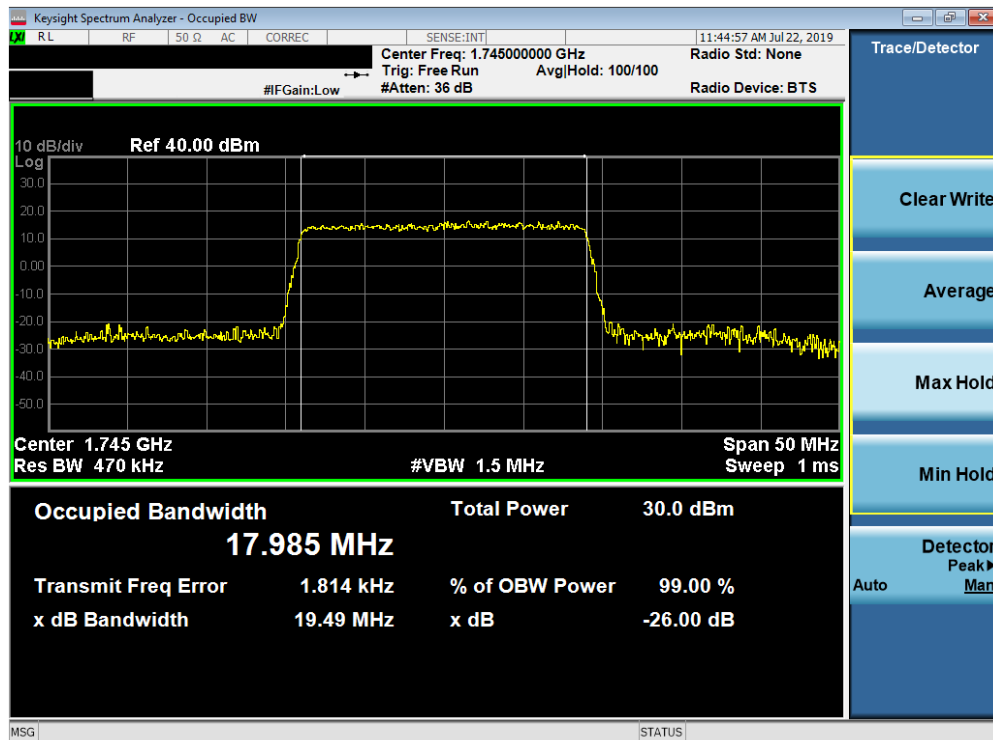


Plot 7-61. Occupied Bandwidth Plot (Band 66/4 - 20.0MHz QPSK - Full RB Configuration)

FCC ID: A3LSMT867U	PCTEST ENGINEERING LABORATORY, INC.	MEASUREMENT REPORT (CERTIFICATION)	Approved by: Quality Manager
Test Report S/N: 1M1907300131-03.A3L	Test Dates: 07/22 – 08/20/2019	EUT Type: Portable Tablet	Page 48 of 277



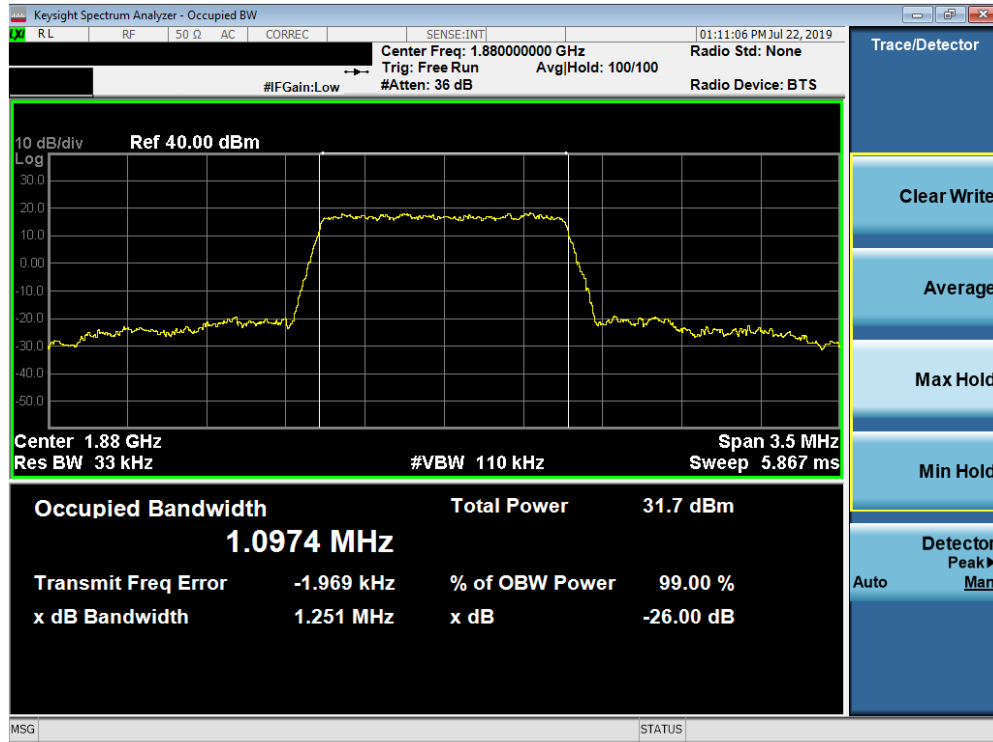
Plot 7-62. Occupied Bandwidth Plot (Band 66/4 - 20.0MHz 16-QAM - Full RB Configuration)



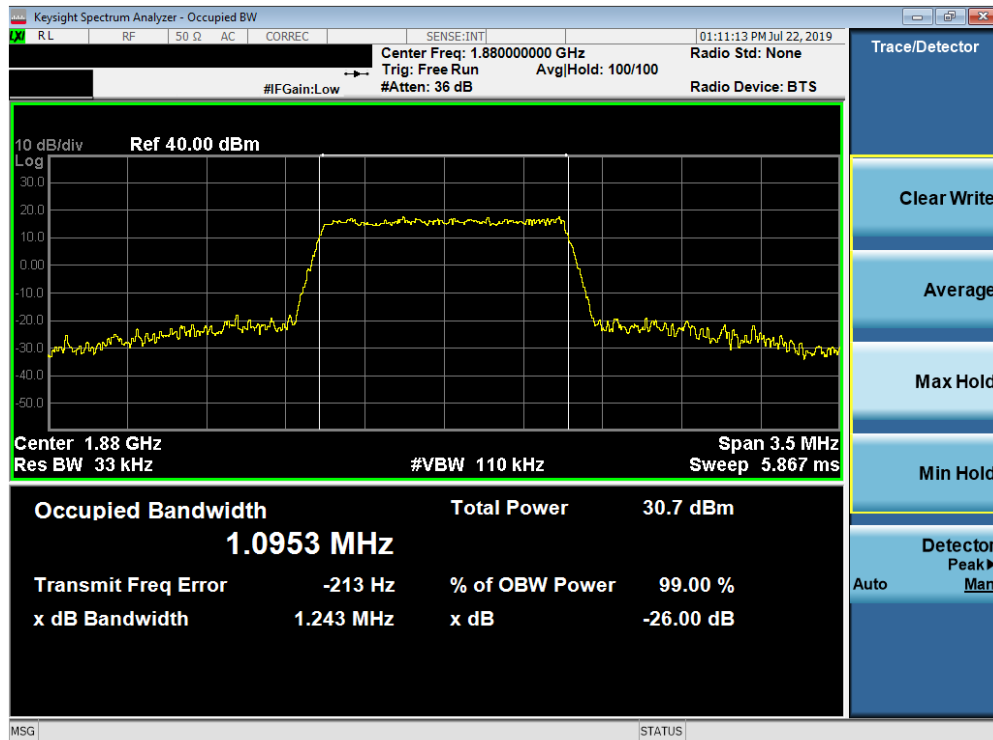
Plot 7-63. Occupied Bandwidth Plot (Band 66/4 - 20.0MHz 64-QAM - Full RB Configuration)

FCC ID: A3LSMT867U	MEASUREMENT REPORT (CERTIFICATION)		Approved by: Quality Manager
Test Report S/N: 1M1907300131-03.A3L	Test Dates: 07/22 – 08/20/2019	EUT Type: Portable Tablet	Page 49 of 277

Band 25/2

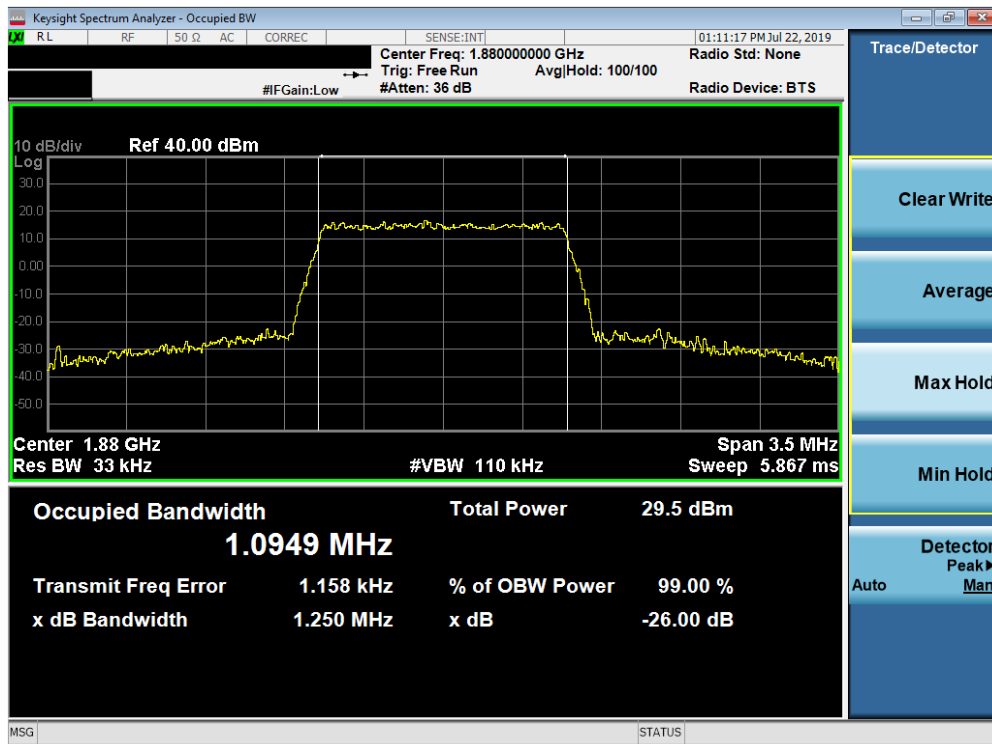


Plot 7-64. Occupied Bandwidth Plot (Band 25/2 - 1.4MHz QPSK - Full RB Configuration)

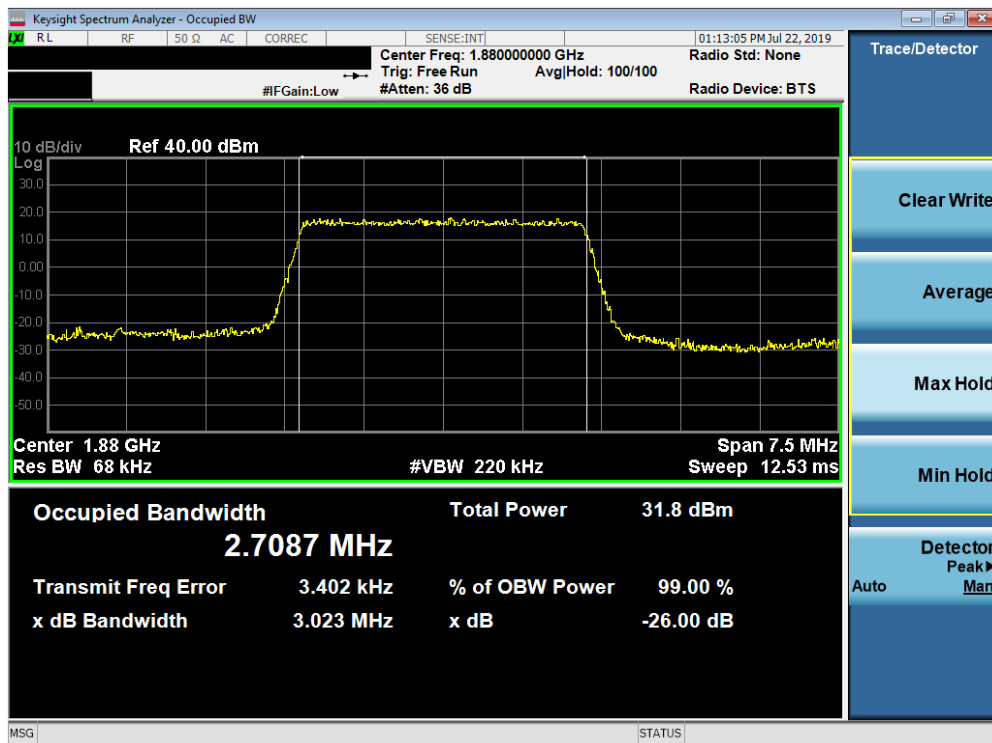


Plot 7-65. Occupied Bandwidth Plot (Band 25/2 - 1.4MHz 16-QAM - Full RB Configuration)

FCC ID: A3LSMT867U	PCTEST ENGINEERING LABORATORY, INC.	MEASUREMENT REPORT (CERTIFICATION)	SAMSUNG	Approved by: Quality Manager
Test Report S/N: 1M1907300131-03.A3L	Test Dates: 07/22 – 08/20/2019	EUT Type: Portable Tablet		Page 50 of 277

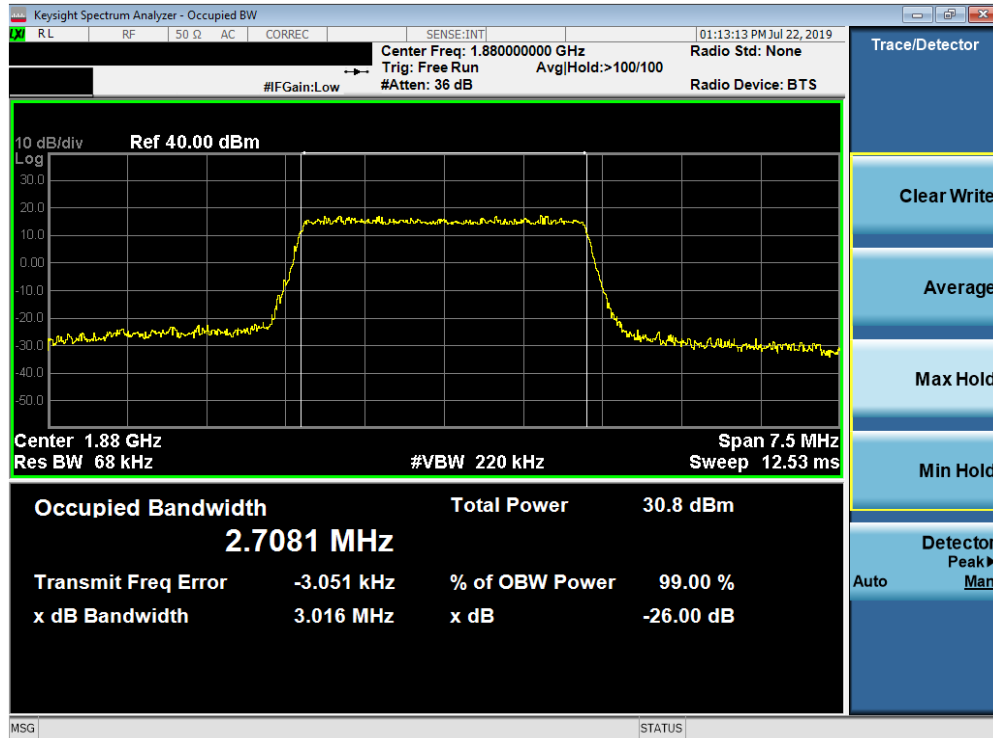


Plot 7-66. Occupied Bandwidth Plot (Band 25/2 - 1.4MHz 64-QAM - Full RB Configuration)

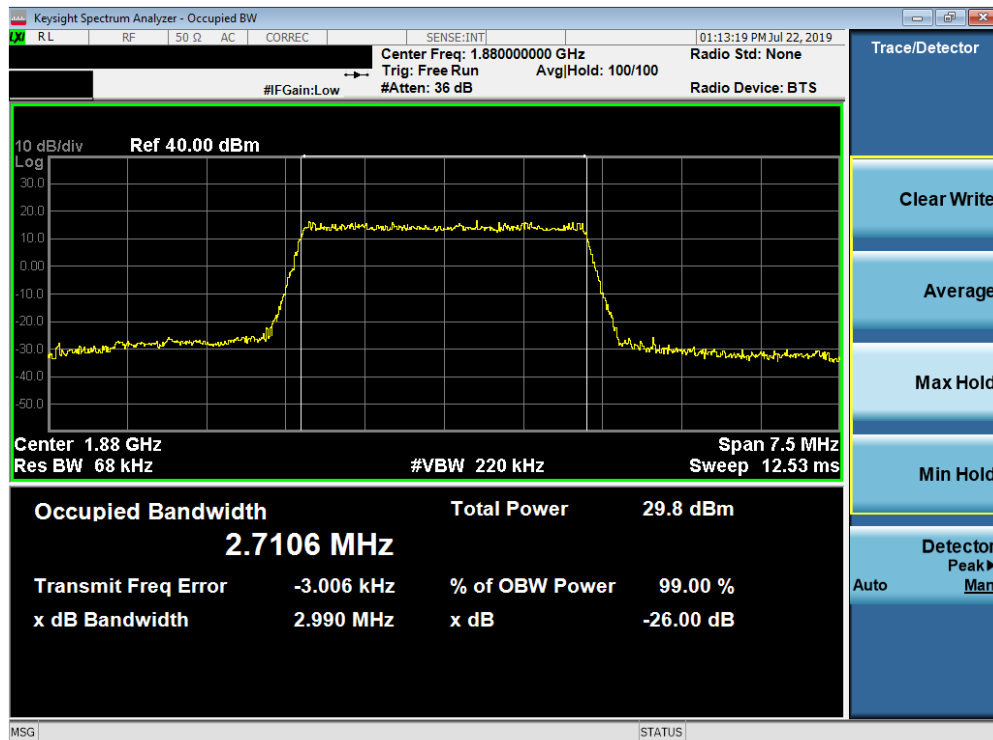


Plot 7-67. Occupied Bandwidth Plot (Band 25/2 - 3.0MHz QPSK - Full RB Configuration)

FCC ID: A3LSMT867U	PCTEST ENGINEERING LABORATORY, INC.	MEASUREMENT REPORT (CERTIFICATION)	SAMSUNG	Approved by: Quality Manager
Test Report S/N: 1M1907300131-03.A3L	Test Dates: 07/22 – 08/20/2019	EUT Type: Portable Tablet		Page 51 of 277

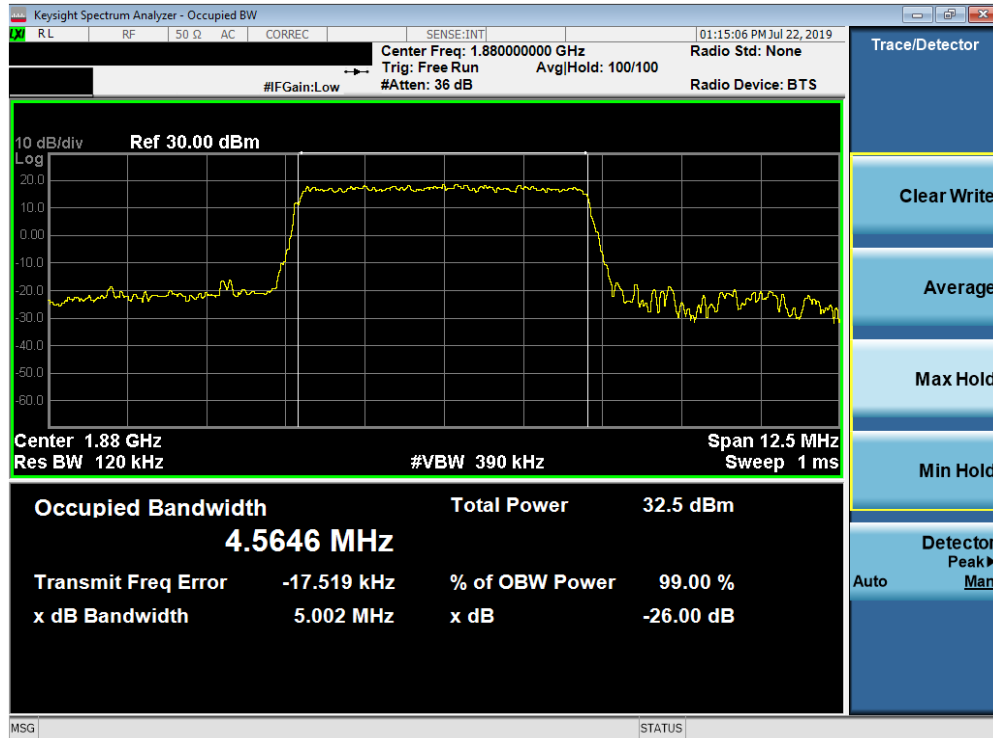


Plot 7-68. Occupied Bandwidth Plot (Band 25/2 - 3.0MHz 16-QAM - Full RB Configuration)

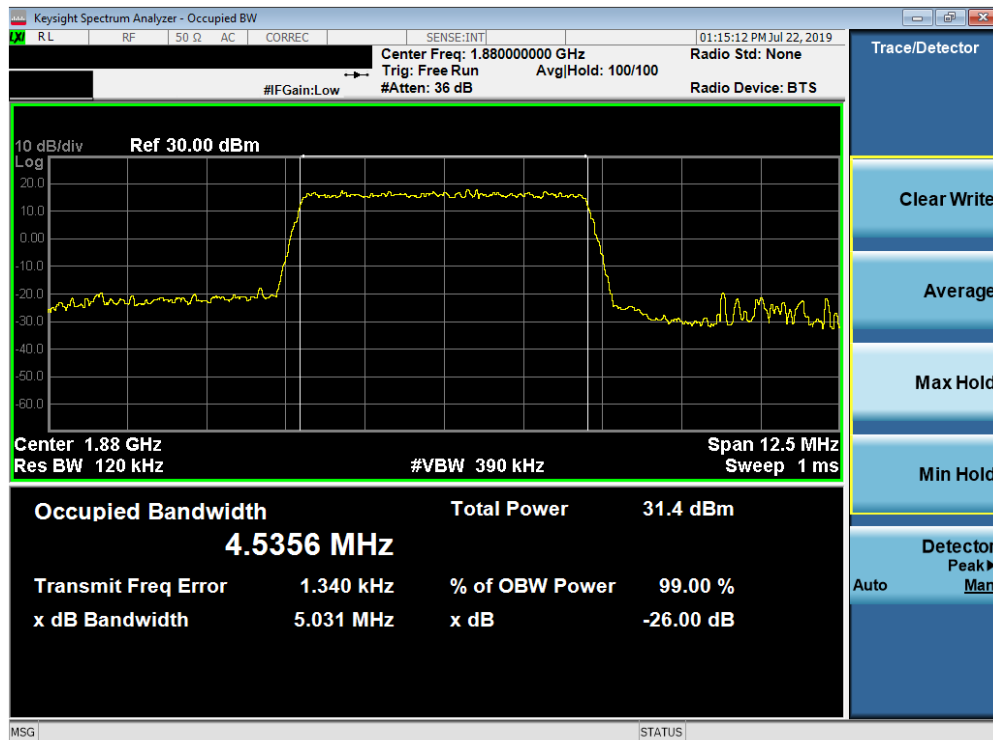


Plot 7-69. Occupied Bandwidth Plot (Band 25/2 - 3.0MHz 64-QAM - Full RB Configuration)

FCC ID: A3LSMT867U	PCTEST ENGINEERING LABORATORY, INC.	MEASUREMENT REPORT (CERTIFICATION)	SAMSUNG	Approved by: Quality Manager
Test Report S/N: 1M1907300131-03.A3L	Test Dates: 07/22 – 08/20/2019	EUT Type: Portable Tablet		Page 52 of 277

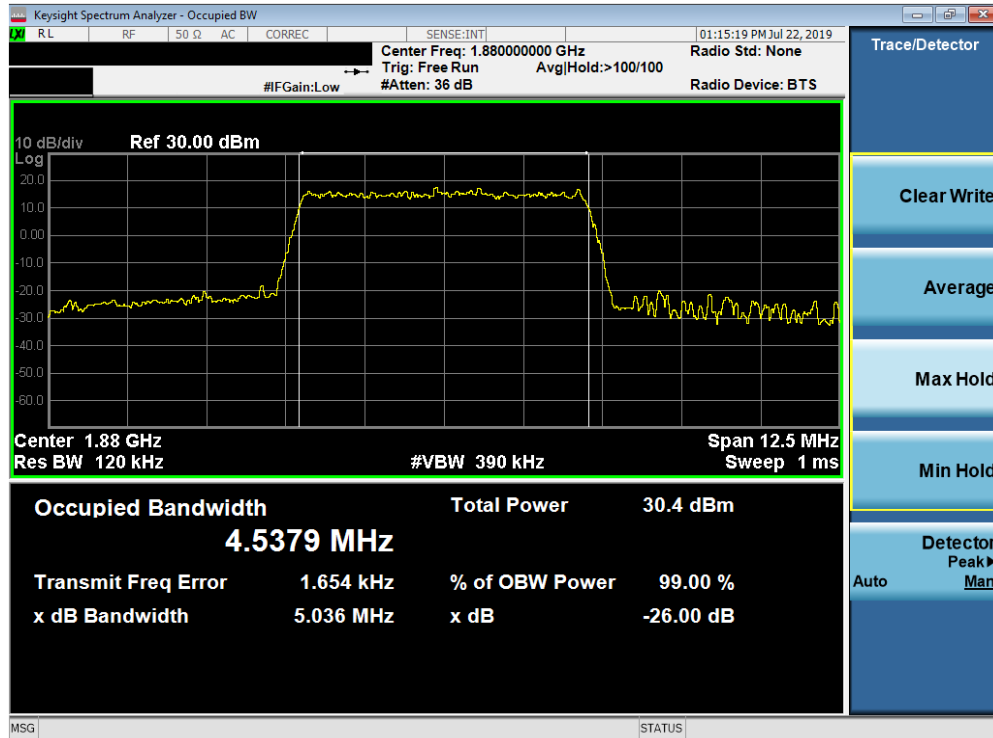


Plot 7-70. Occupied Bandwidth Plot (Band 25/2 - 5.0MHz QPSK - Full RB Configuration)

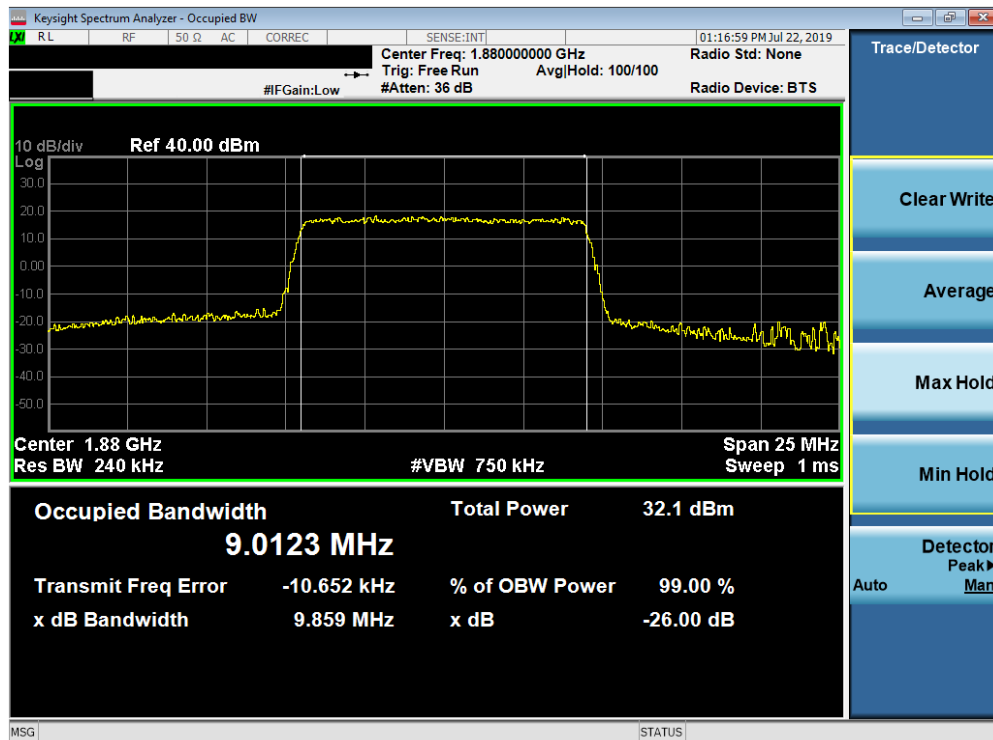


Plot 7-71. Occupied Bandwidth Plot (Band 25/2 - 5.0MHz 16-QAM - Full RB Configuration)

FCC ID: A3LSMT867U	PCTEST ENGINEERING LABORATORY, INC.	MEASUREMENT REPORT (CERTIFICATION)	SAMSUNG	Approved by: Quality Manager
Test Report S/N: 1M1907300131-03.A3L	Test Dates: 07/22 - 08/20/2019	EUT Type: Portable Tablet		Page 53 of 277

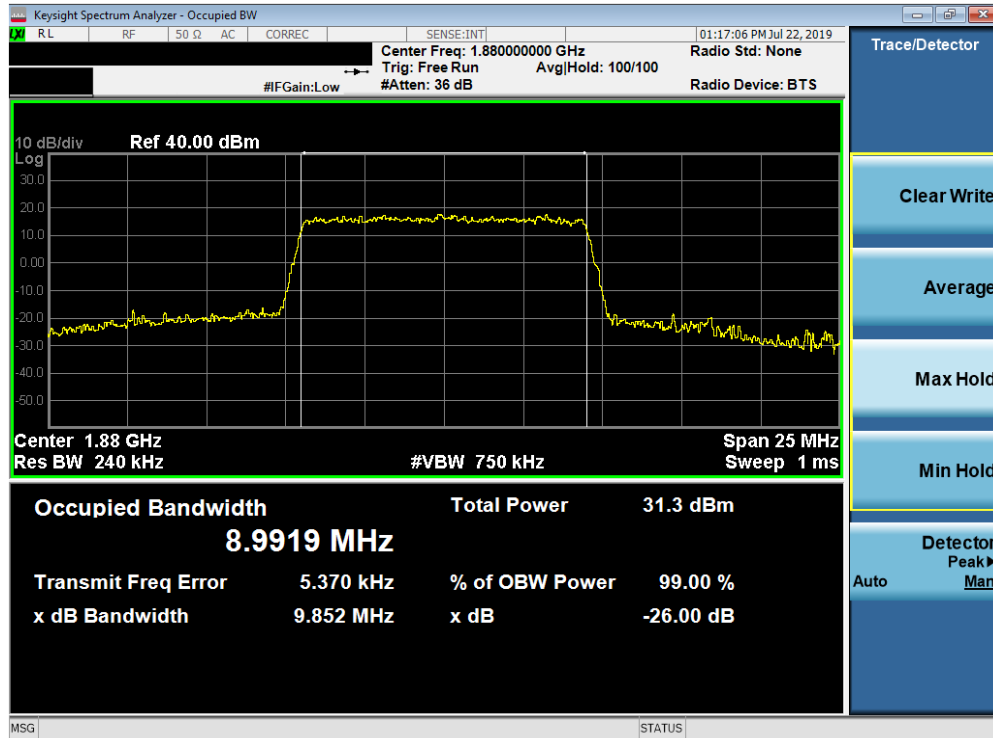


Plot 7-72. Occupied Bandwidth Plot (Band 25/2 - 5.0MHz 64-QAM - Full RB Configuration)

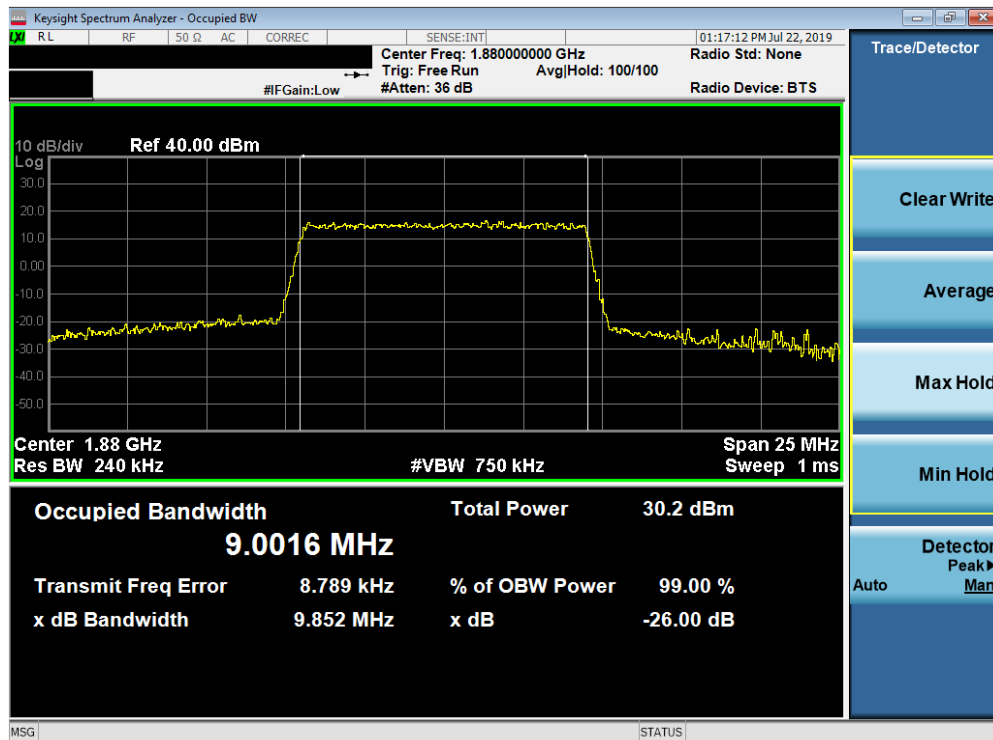


Plot 7-73. Occupied Bandwidth Plot (Band 25/2 - 10.0MHz QPSK - Full RB Configuration)

FCC ID: A3LSMT867U	PCTEST ENGINEERING LABORATORY, INC.	MEASUREMENT REPORT (CERTIFICATION)	SAMSUNG	Approved by: Quality Manager
Test Report S/N: 1M1907300131-03.A3L	Test Dates: 07/22 - 08/20/2019	EUT Type: Portable Tablet		Page 54 of 277

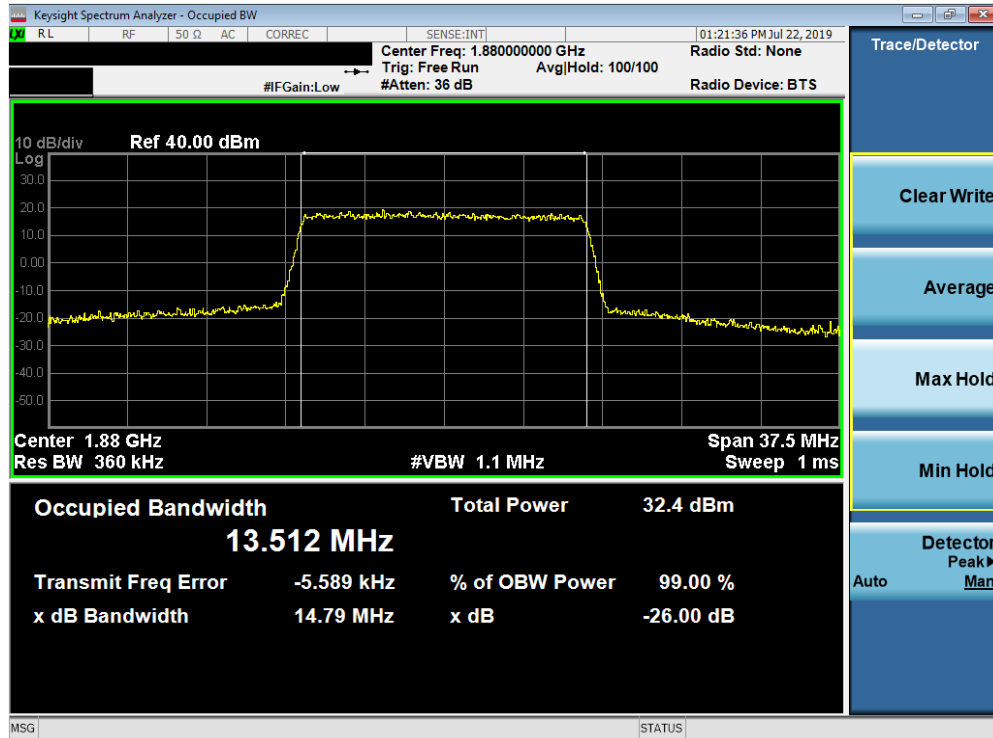


Plot 7-74. Occupied Bandwidth Plot (Band 25/2 - 10.0MHz 16-QAM - Full RB Configuration)

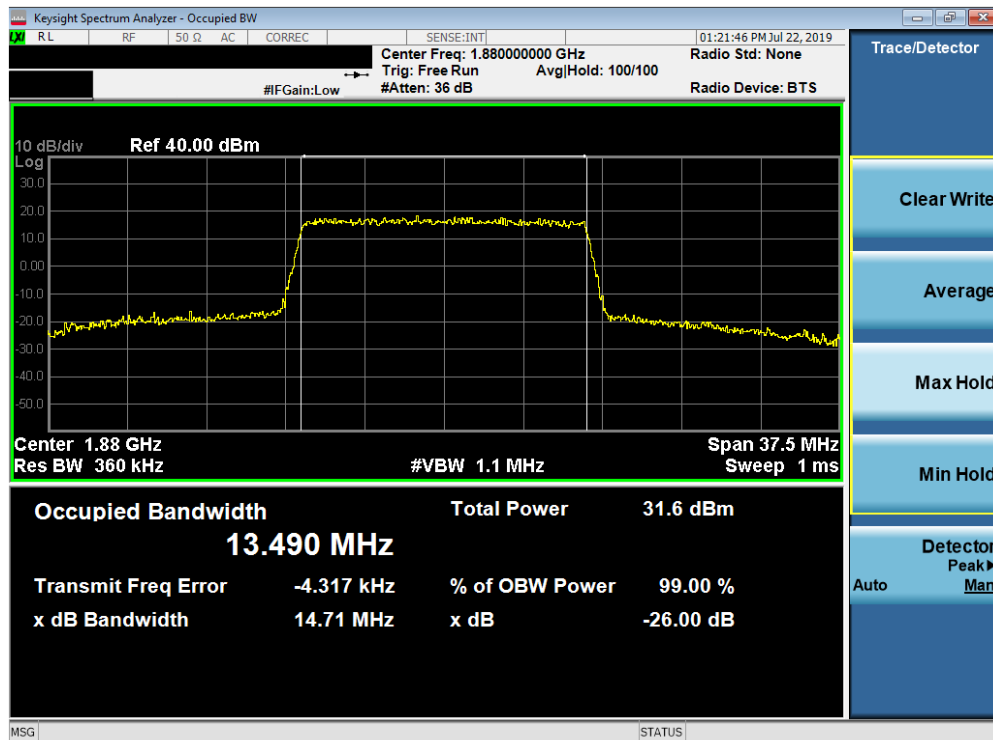


Plot 7-75. Occupied Bandwidth Plot (Band 25/2 - 10.0MHz 64-QAM - Full RB Configuration)

FCC ID: A3LSMT867U	 MEASUREMENT REPORT (CERTIFICATION) 		Approved by: Quality Manager
Test Report S/N: 1M1907300131-03.A3L	Test Dates: 07/22 – 08/20/2019	EUT Type: Portable Tablet	Page 55 of 277

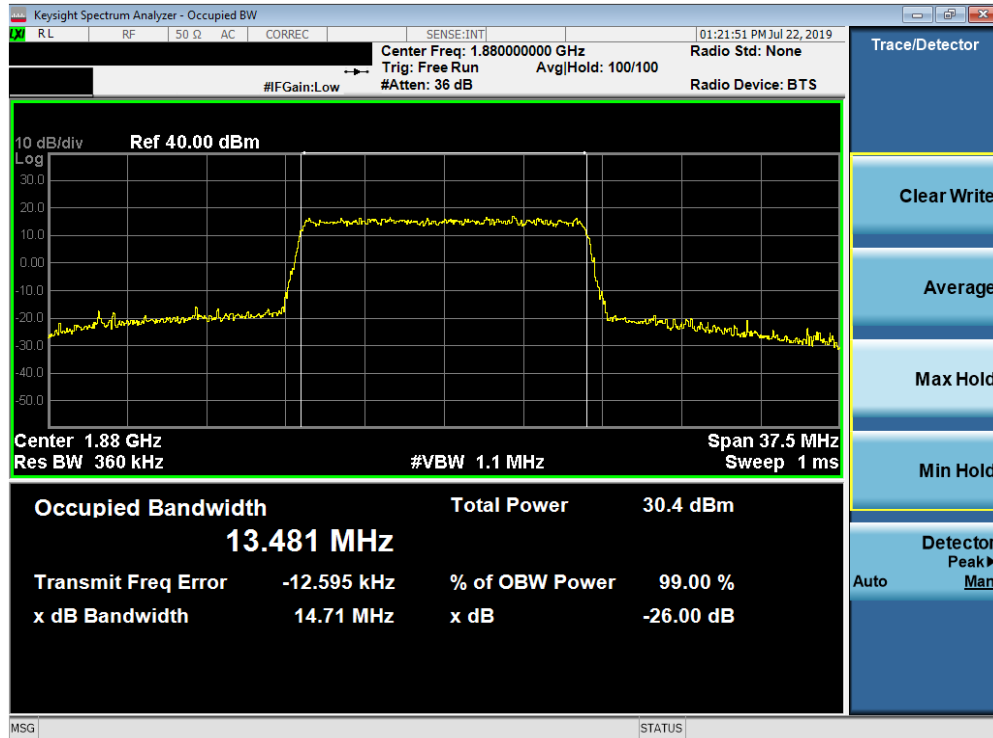


Plot 7-76. Occupied Bandwidth Plot (Band 25/2 - 15.0MHz QPSK - Full RB Configuration)

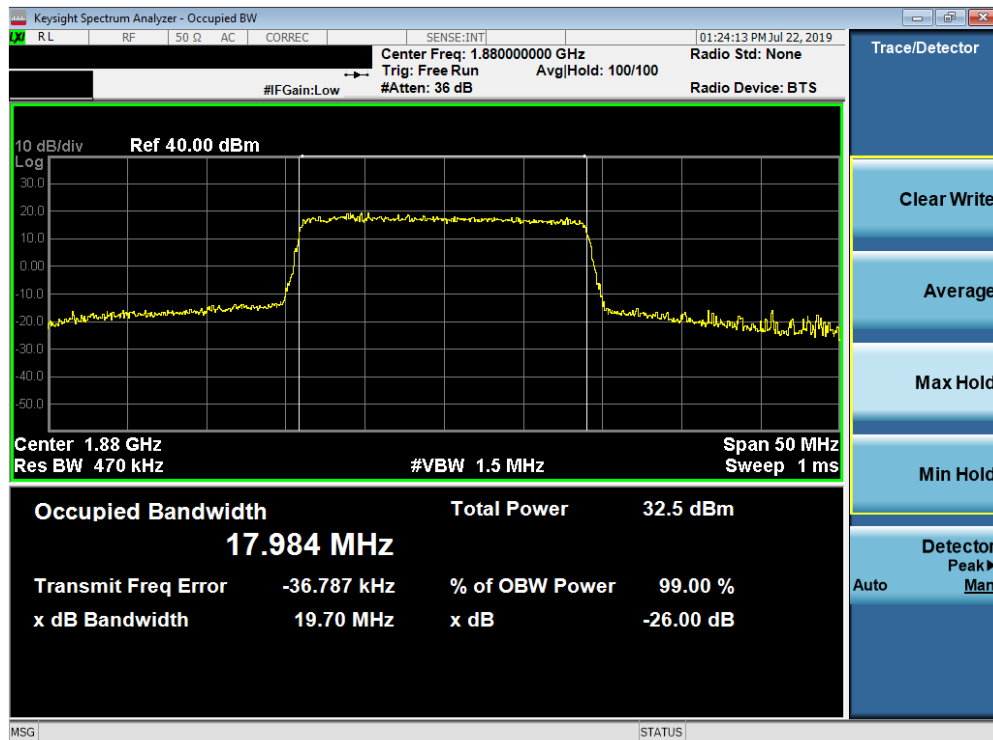


Plot 7-77. Occupied Bandwidth Plot (Band 25/2 - 15.0MHz 16-QAM - Full RB Configuration)

FCC ID: A3LSMT867U	PCTEST ENGINEERING LABORATORY, INC.	MEASUREMENT REPORT (CERTIFICATION)	SAMSUNG	Approved by: Quality Manager
Test Report S/N: 1M1907300131-03.A3L	Test Dates: 07/22 – 08/20/2019	EUT Type: Portable Tablet		Page 56 of 277

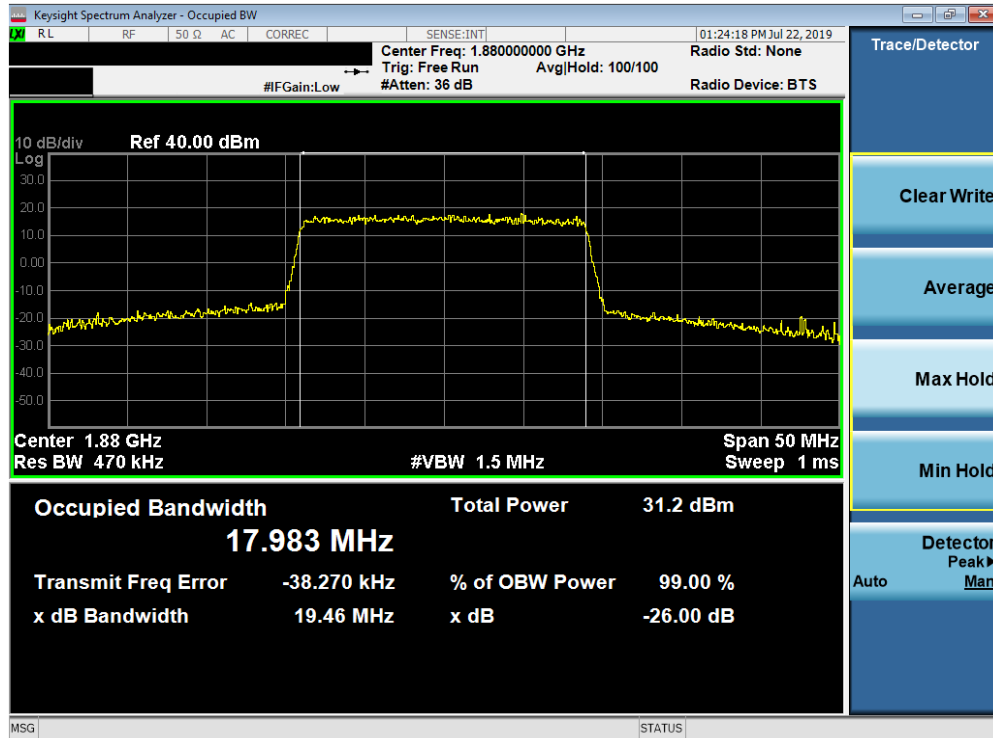


Plot 7-78. Occupied Bandwidth Plot (Band 25/2 - 15.0MHz 64-QAM - Full RB Configuration)

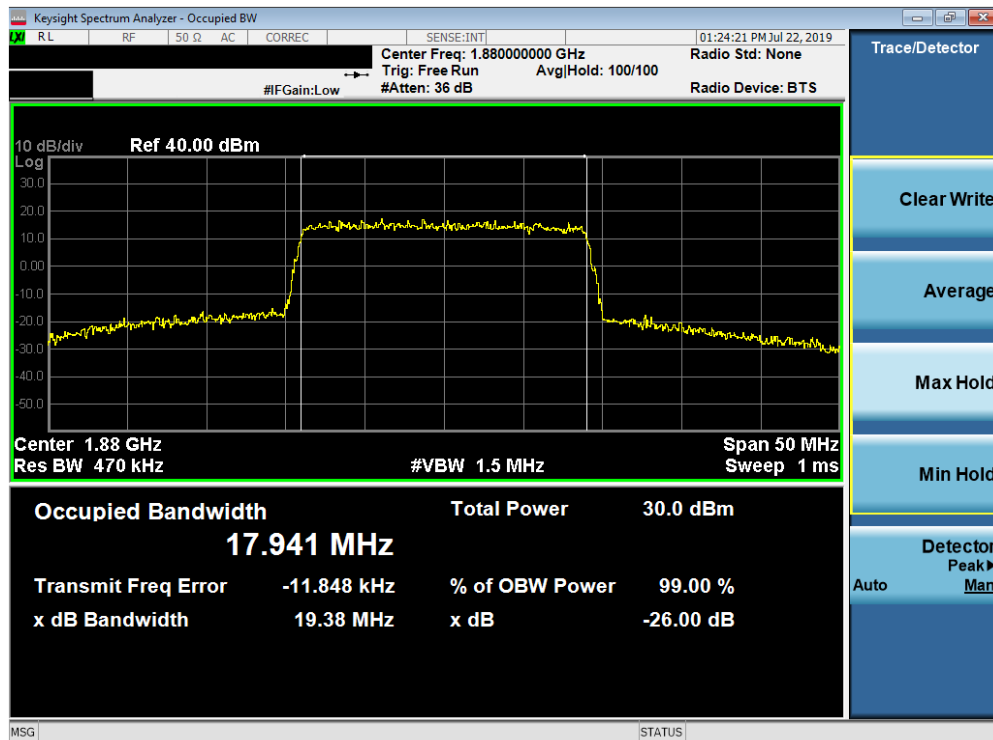


Plot 7-79. Occupied Bandwidth Plot (Band 25/2 - 20.0MHz QPSK - Full RB Configuration)

FCC ID: A3LSMT867U	 MEASUREMENT REPORT (CERTIFICATION) 		Approved by: Quality Manager
Test Report S/N: 1M1907300131-03.A3L	Test Dates: 07/22 – 08/20/2019	EUT Type: Portable Tablet	Page 57 of 277



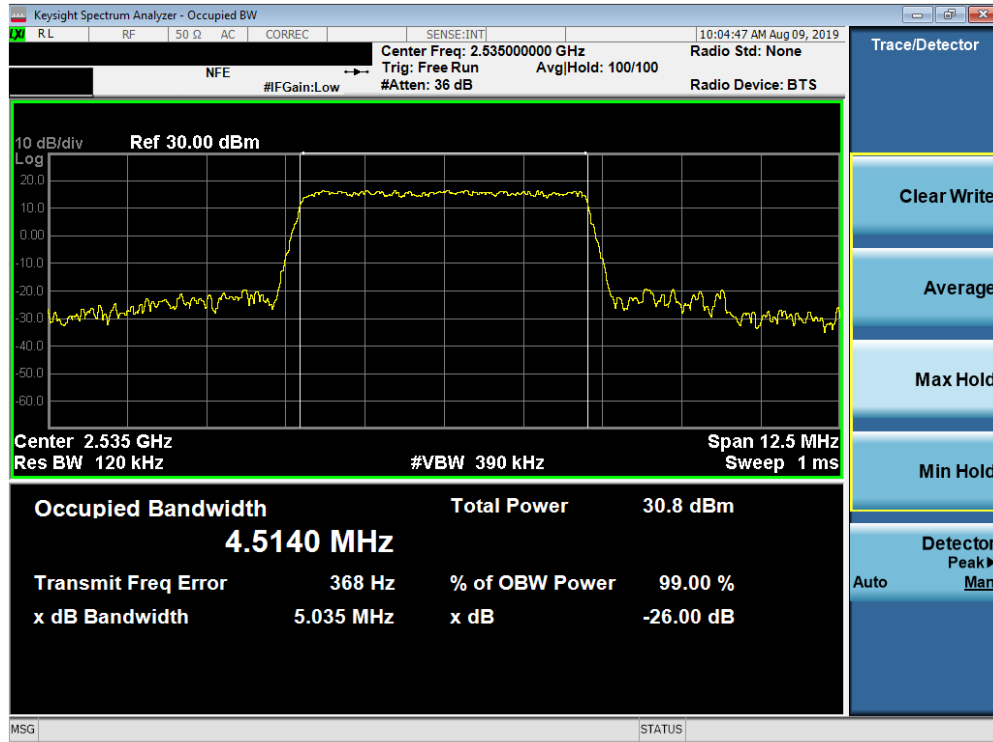
Plot 7-80. Occupied Bandwidth Plot (Band 25/2 - 20.0MHz 16-QAM - Full RB Configuration)



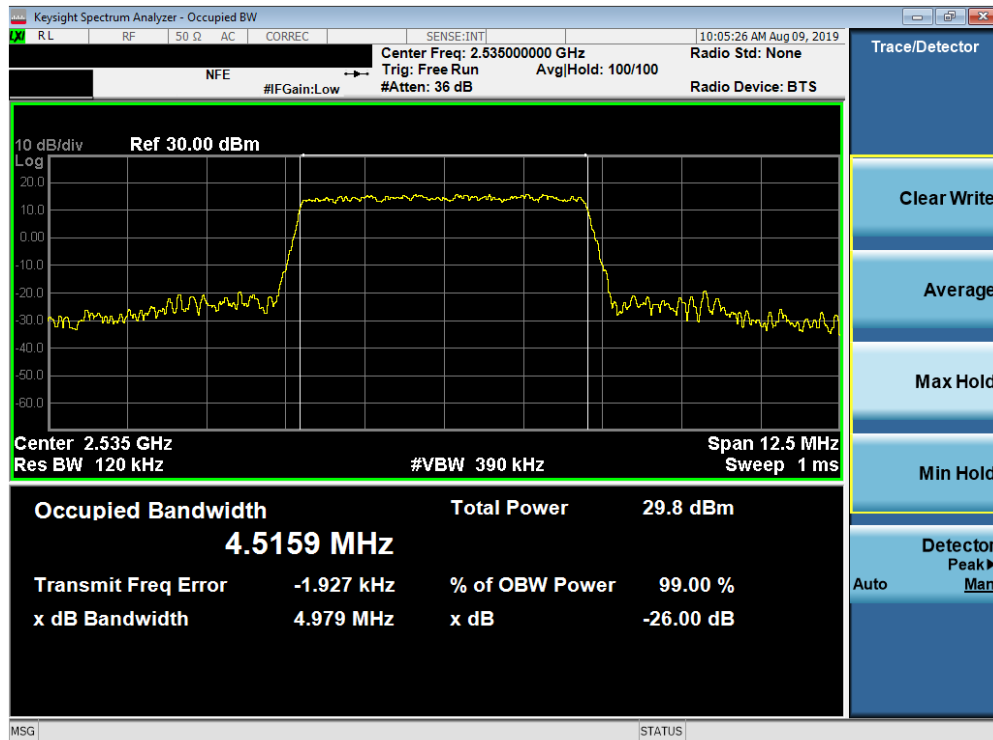
Plot 7-81. Occupied Bandwidth Plot (Band 25/2 - 20.0MHz 64-QAM - Full RB Configuration)

FCC ID: A3LSMT867U	PCTEST ENGINEERING LABORATORY, INC.	MEASUREMENT REPORT (CERTIFICATION)	SAMSUNG	Approved by: Quality Manager
Test Report S/N: 1M1907300131-03.A3L	Test Dates: 07/22 - 08/20/2019	EUT Type: Portable Tablet		Page 58 of 277

Band 7

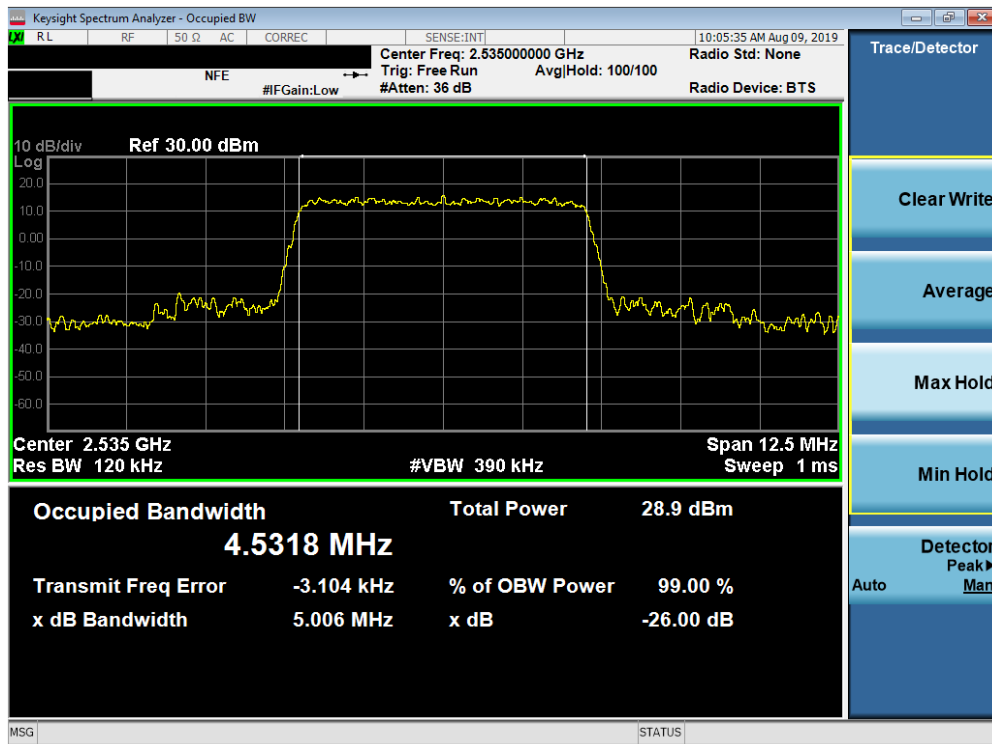


Plot 7-82. Occupied Bandwidth Plot (Band 7 - 5.0MHz QPSK - Full RB Configuration)

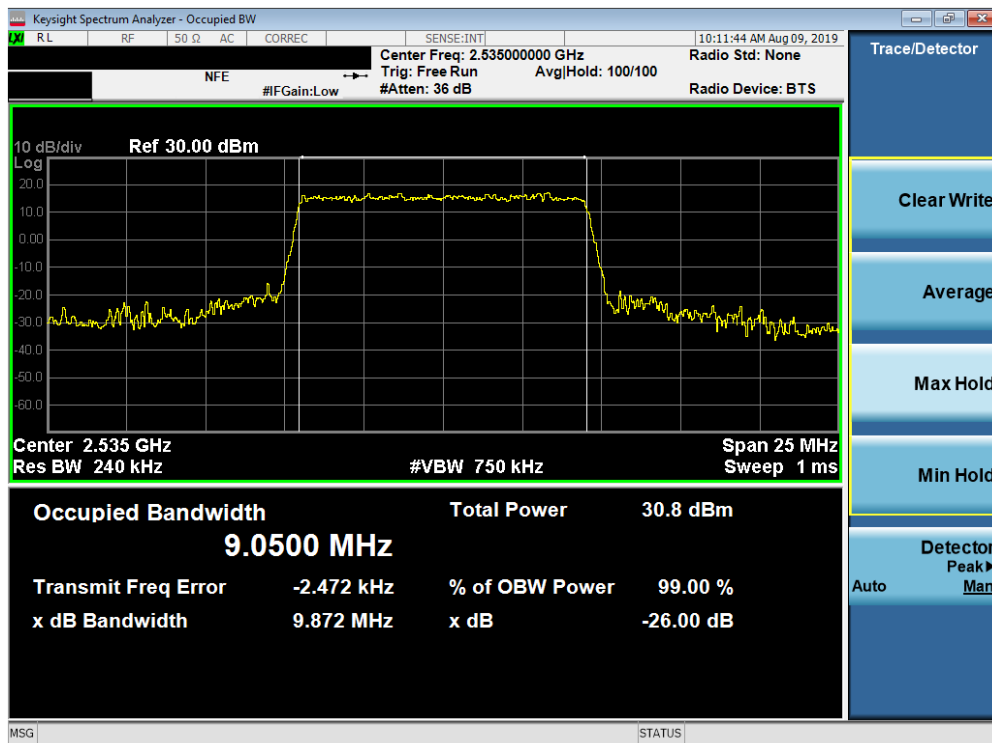


Plot 7-83. Occupied Bandwidth Plot (Band 7 - 5.0MHz 16-QAM - Full RB Configuration)

FCC ID: A3LSMT867U	PCTEST ENGINEERING LABORATORY, INC.	MEASUREMENT REPORT (CERTIFICATION)	SAMSUNG	Approved by: Quality Manager
Test Report S/N: 1M1907300131-03.A3L	Test Dates: 07/22 - 08/20/2019	EUT Type: Portable Tablet		Page 59 of 277

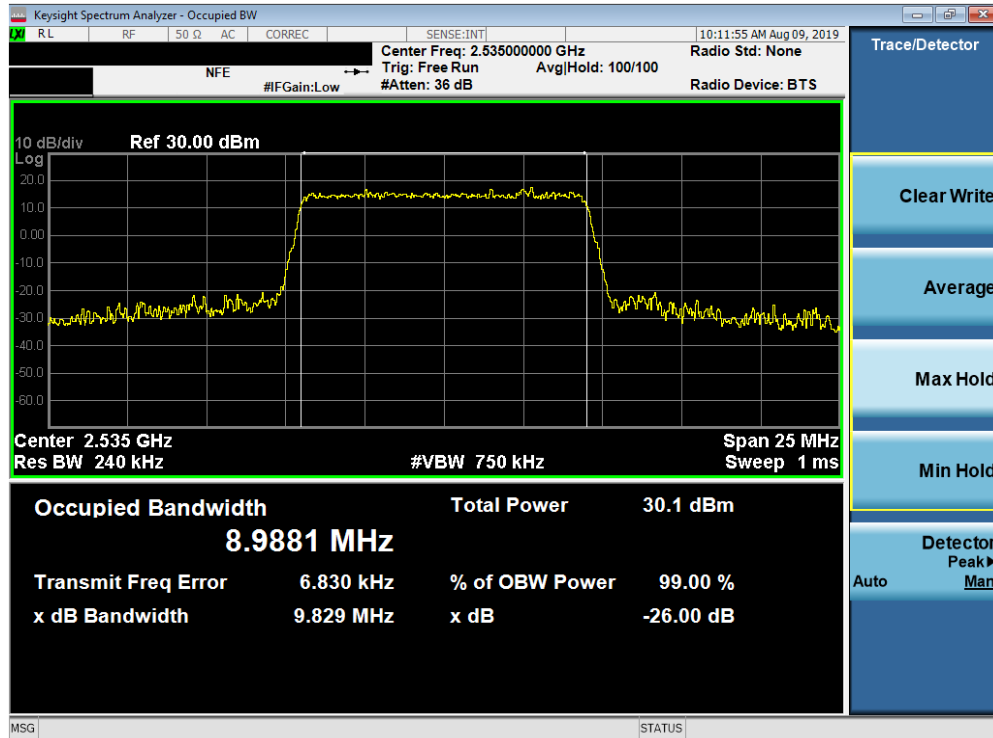


Plot 7-84. Occupied Bandwidth Plot (Band 7 - 5.0MHz 64-QAM - Full RB Configuration)

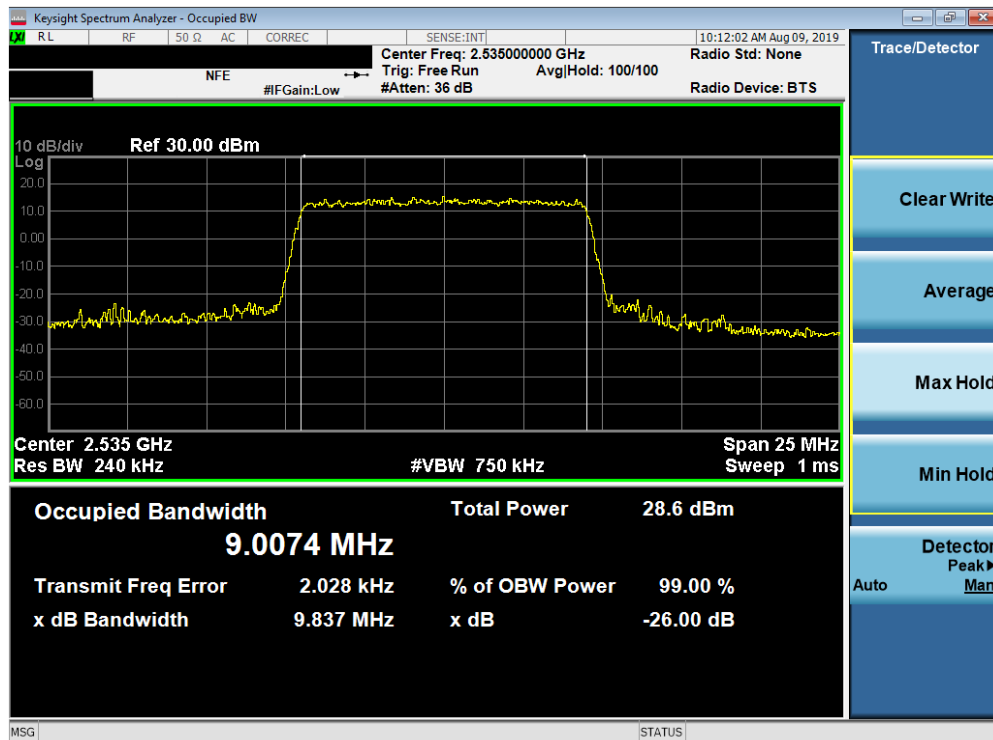


Plot 7-85. Occupied Bandwidth Plot (Band 7 - 10.0MHz QPSK - Full RB Configuration)

FCC ID: A3LSMT867U	PCTEST ENGINEERING LABORATORY, INC.	MEASUREMENT REPORT (CERTIFICATION)	SAMSUNG	Approved by: Quality Manager
Test Report S/N: 1M1907300131-03.A3L	Test Dates: 07/22 – 08/20/2019	EUT Type: Portable Tablet		Page 60 of 277

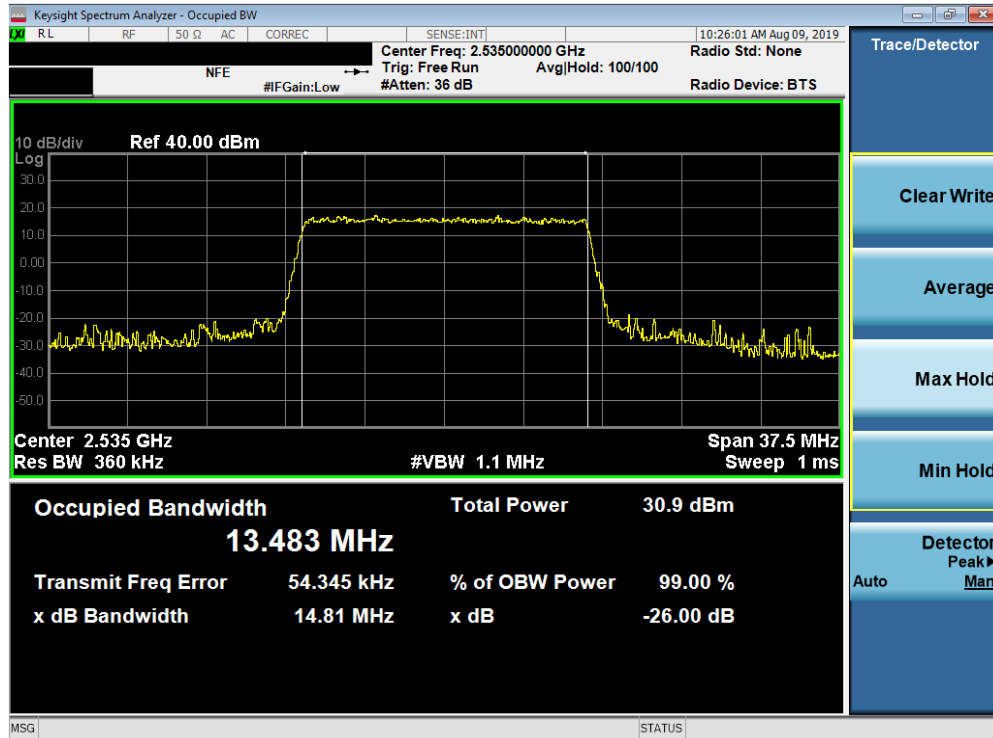


Plot 7-86. Occupied Bandwidth Plot (Band 7 - 10.0MHz 16-QAM - Full RB Configuration)

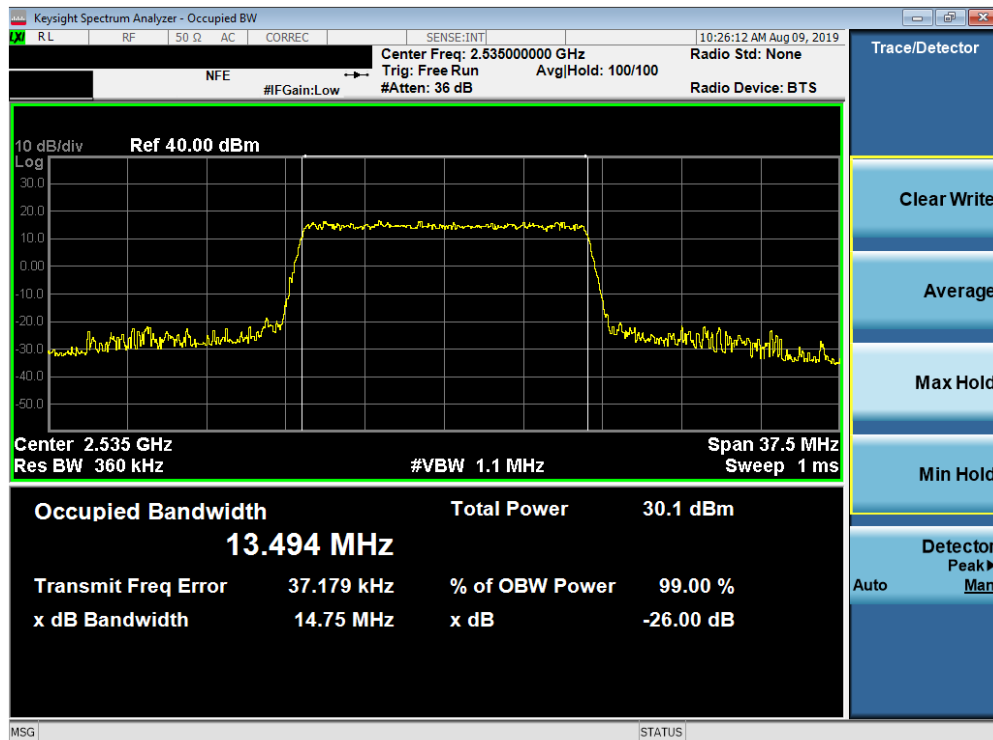


Plot 7-87. Occupied Bandwidth Plot (Band 7 - 10.0MHz 64-QAM - Full RB Configuration)

FCC ID: A3LSMT867U	PCTEST ENGINEERING LABORATORY, INC.	MEASUREMENT REPORT (CERTIFICATION)	SAMSUNG	Approved by: Quality Manager
Test Report S/N: 1M1907300131-03.A3L	Test Dates: 07/22 – 08/20/2019	EUT Type: Portable Tablet		Page 61 of 277

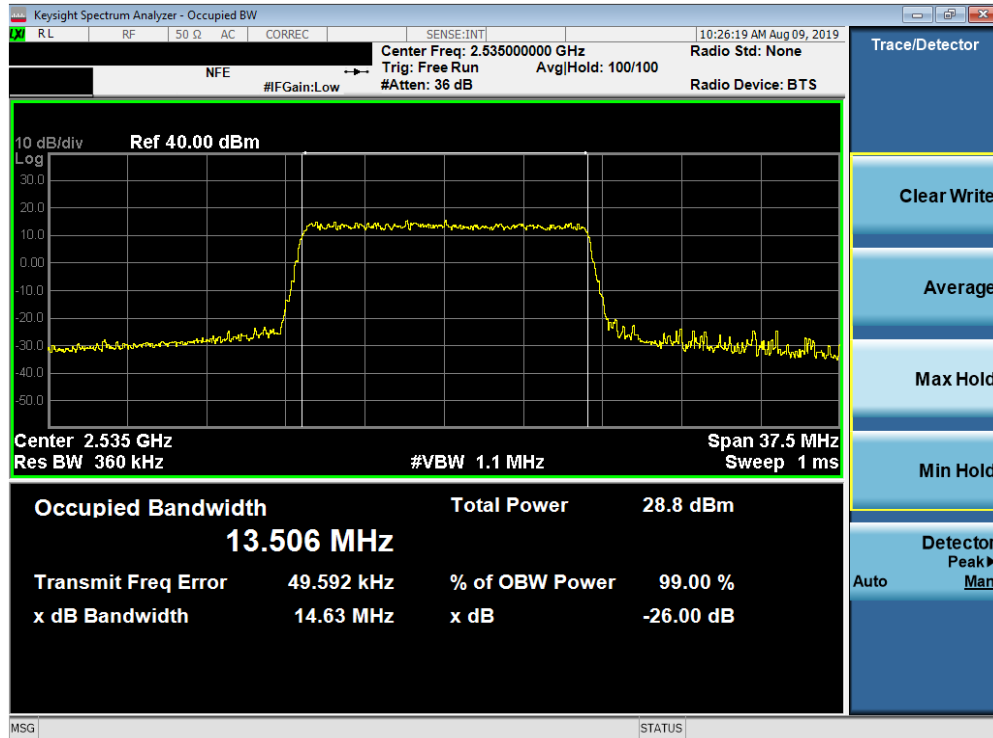


Plot 7-88. Occupied Bandwidth Plot (Band 7 - 15.0MHz QPSK - Full RB Configuration)

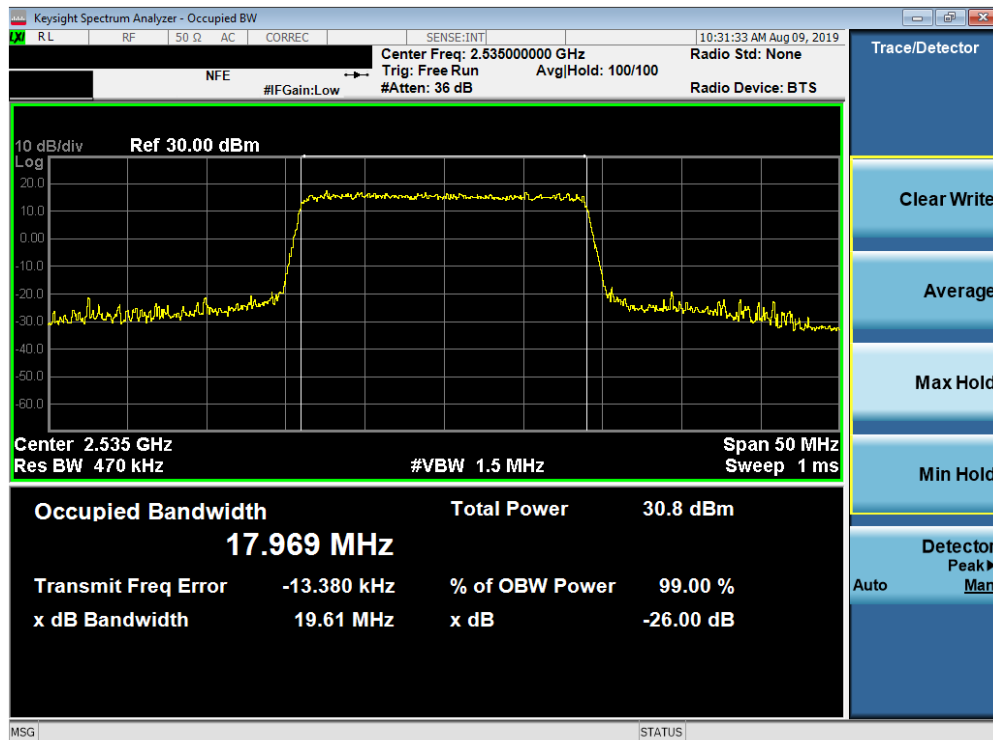


Plot 7-89. Occupied Bandwidth Plot (Band 7 - 15.0MHz 16-QAM - Full RB Configuration)

FCC ID: A3LSMT867U	PCTEST ENGINEERING LABORATORY, INC.	MEASUREMENT REPORT (CERTIFICATION)	Approved by: Quality Manager
Test Report S/N: 1M1907300131-03.A3L	Test Dates: 07/22 – 08/20/2019	EUT Type: Portable Tablet	Page 62 of 277



Plot 7-90. Occupied Bandwidth Plot (Band 7 - 15.0MHz 64-QAM - Full RB Configuration)

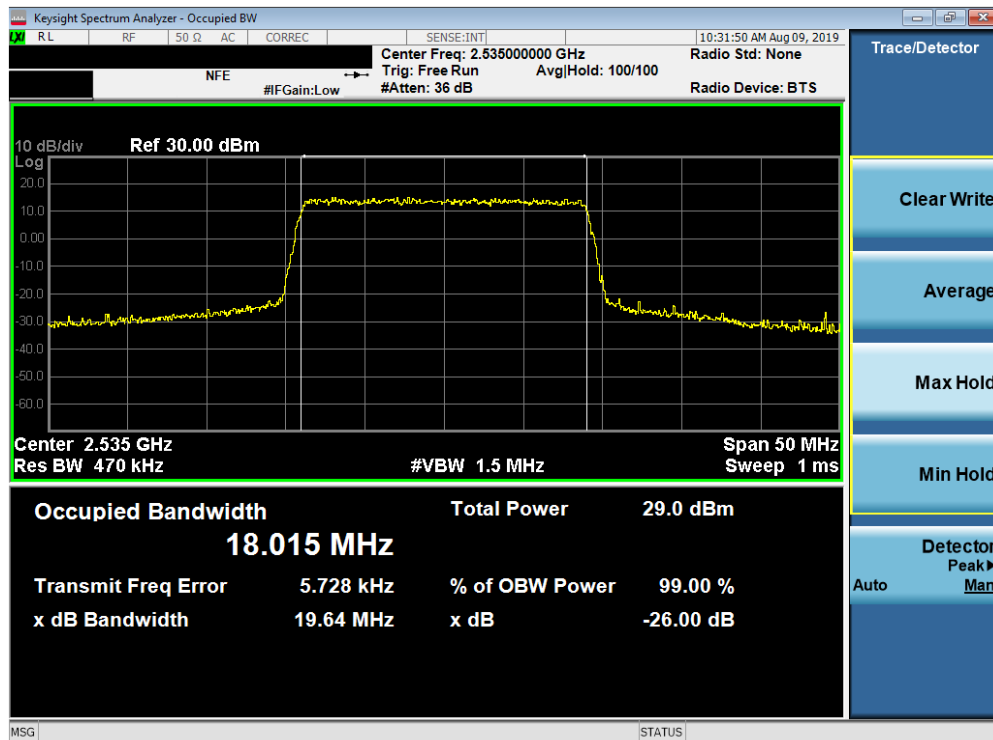


Plot 7-91. Occupied Bandwidth Plot (Band 7 - 20.0MHz QPSK - Full RB Configuration)

FCC ID: A3LSMT867U	PCTEST ENGINEERING LABORATORY, INC.	MEASUREMENT REPORT (CERTIFICATION)	SAMSUNG	Approved by: Quality Manager
Test Report S/N: 1M1907300131-03.A3L	Test Dates: 07/22 – 08/20/2019	EUT Type: Portable Tablet		Page 63 of 277



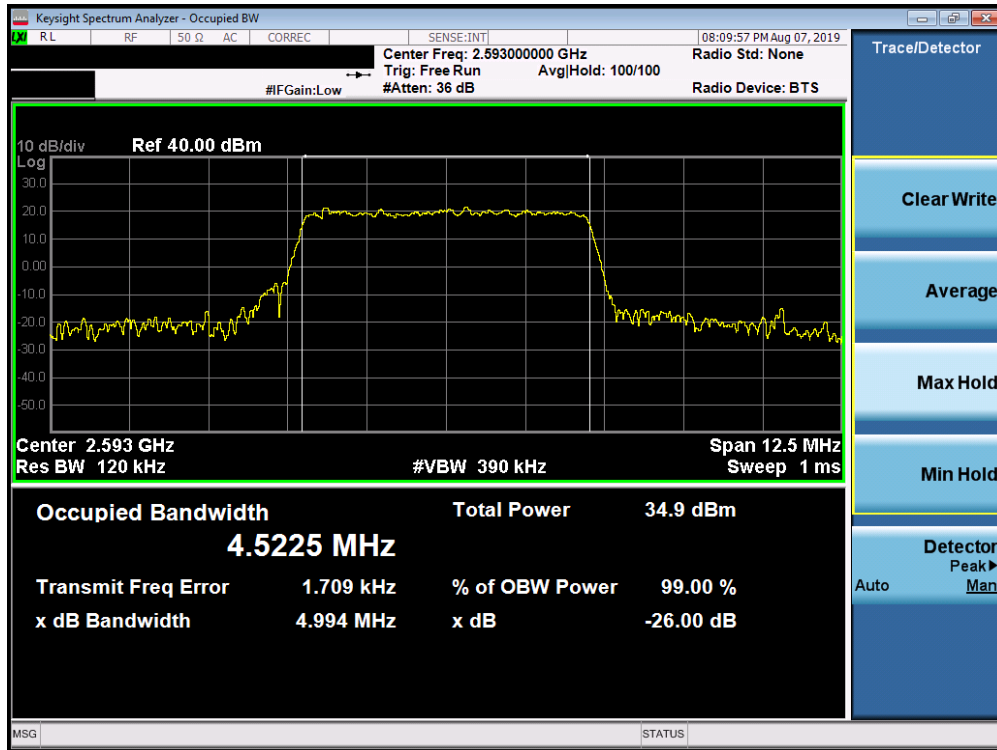
Plot 7-92. Occupied Bandwidth Plot (Band 7 - 20.0MHz 16-QAM - Full RB Configuration)



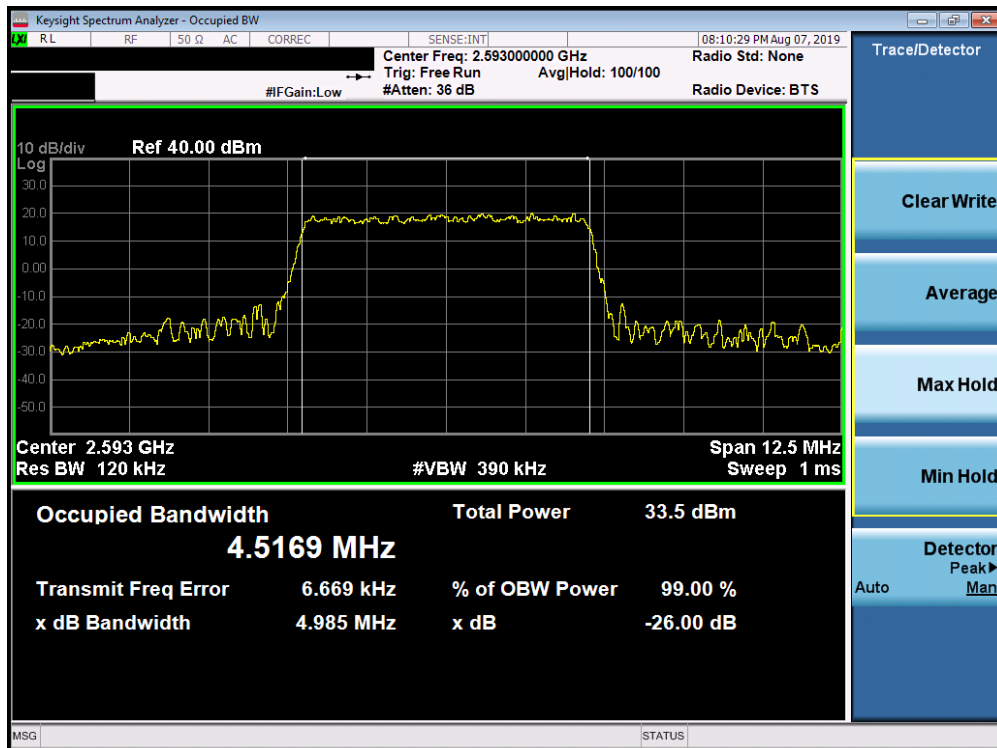
Plot 7-93. Occupied Bandwidth Plot (Band 7 - 20.0MHz 64-QAM - Full RB Configuration)

FCC ID: A3LSMT867U	PCTEST ENGINEERING LABORATORY, INC.	MEASUREMENT REPORT (CERTIFICATION)	SAMSUNG	Approved by: Quality Manager
Test Report S/N: 1M1907300131-03.A3L	Test Dates: 07/22 – 08/20/2019	EUT Type: Portable Tablet		Page 64 of 277

Band 41 PC2

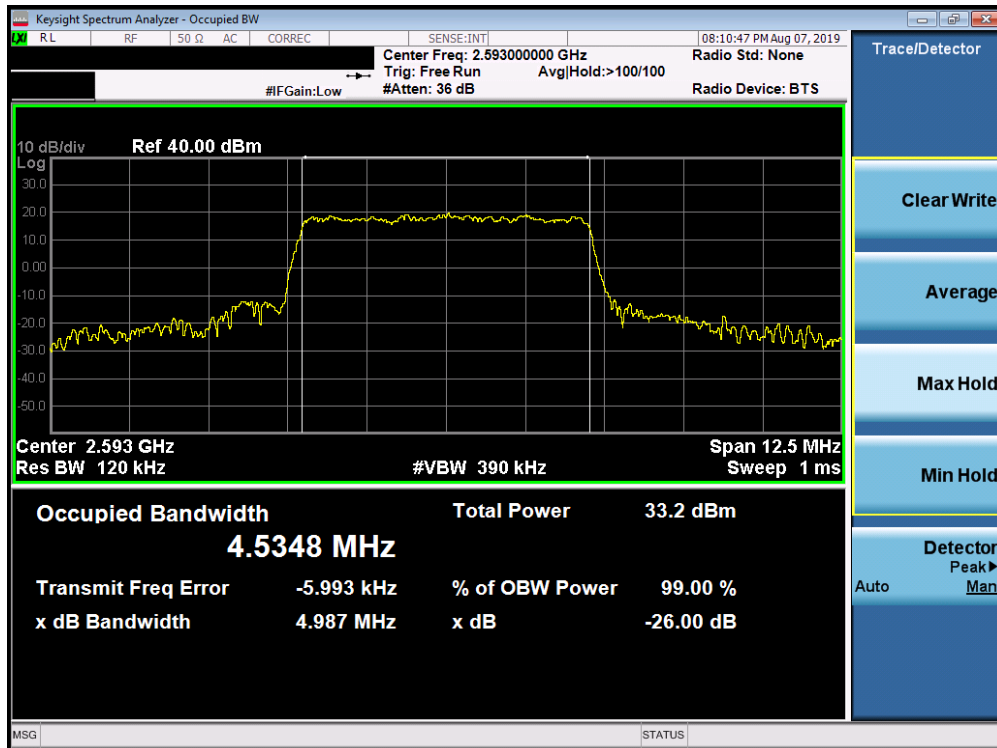


Plot 7-94. Occupied Bandwidth Plot (Band 41 PC2- 5.0MHz QPSK - Full RB Configuration)

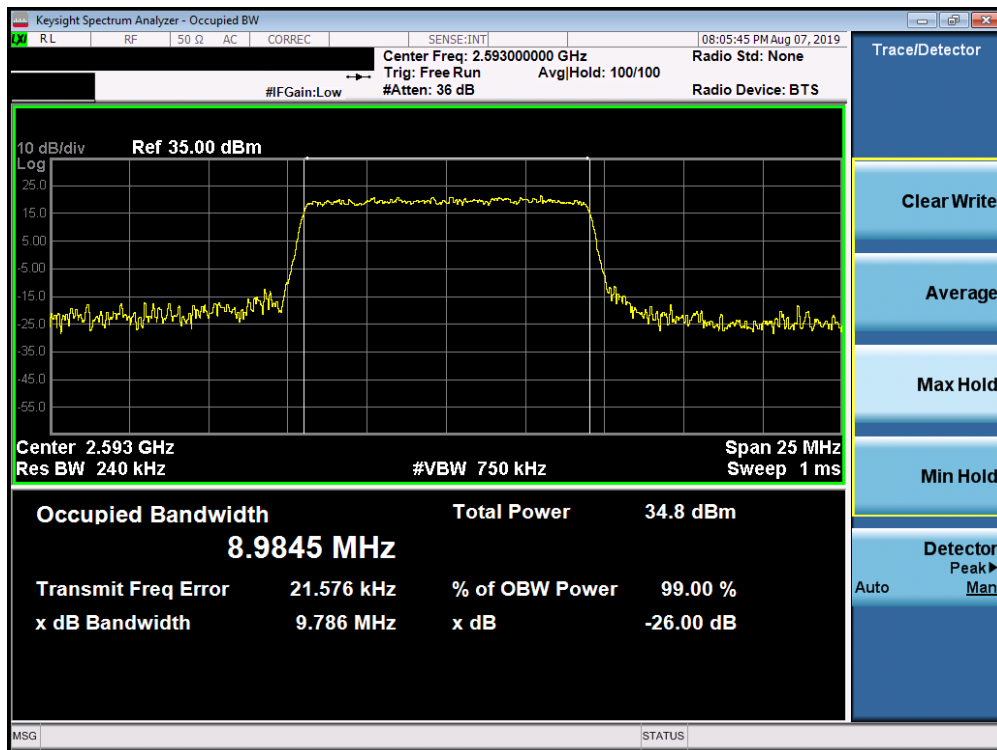


Plot 7-95. Occupied Bandwidth Plot (Band 41 PC2- 5.0MHz 16-QAM - Full RB Configuration)

FCC ID: A3LSMT867U	PCTEST ENGINEERING LABORATORY, INC.	MEASUREMENT REPORT (CERTIFICATION)	SAMSUNG	Approved by: Quality Manager
Test Report S/N: 1M1907300131-03.A3L	Test Dates: 07/22 – 08/20/2019	EUT Type: Portable Tablet		Page 65 of 277

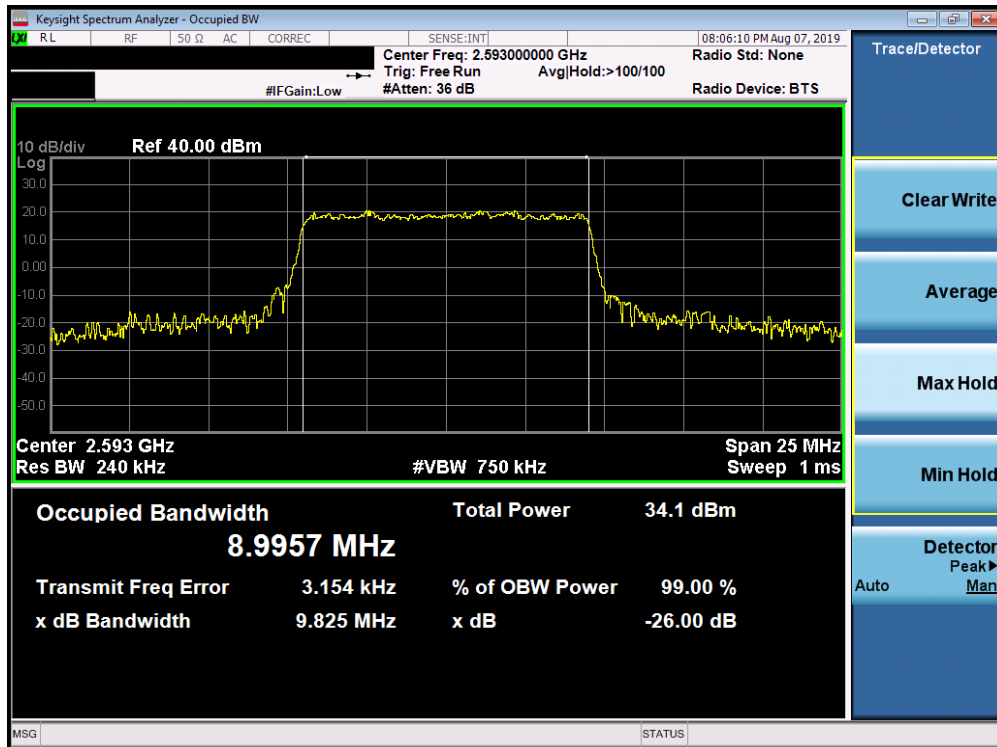


Plot 7-96. Occupied Bandwidth Plot (Band 41 PC2- 5.0MHz 64-QAM - Full RB Configuration)

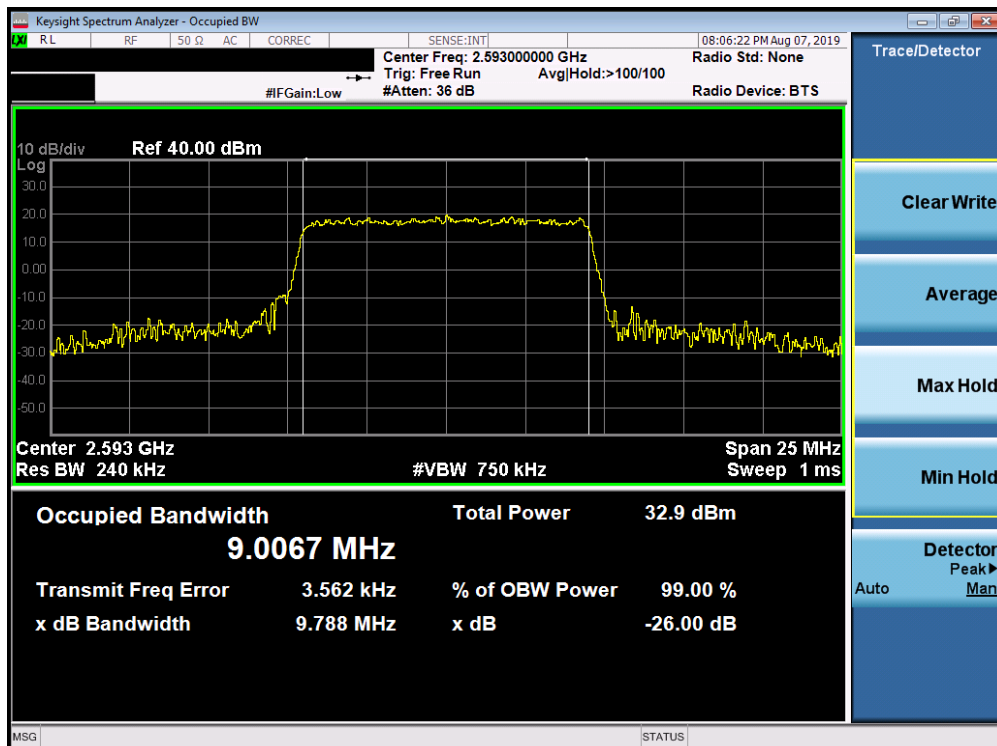


Plot 7-97. Occupied Bandwidth Plot (Band 41 PC2- 10.0MHz QPSK - Full RB Configuration)

FCC ID: A3LSMT867U	 MEASUREMENT REPORT (CERTIFICATION) 		Approved by: Quality Manager
Test Report S/N: 1M1907300131-03.A3L	Test Dates: 07/22 – 08/20/2019	EUT Type: Portable Tablet	Page 66 of 277

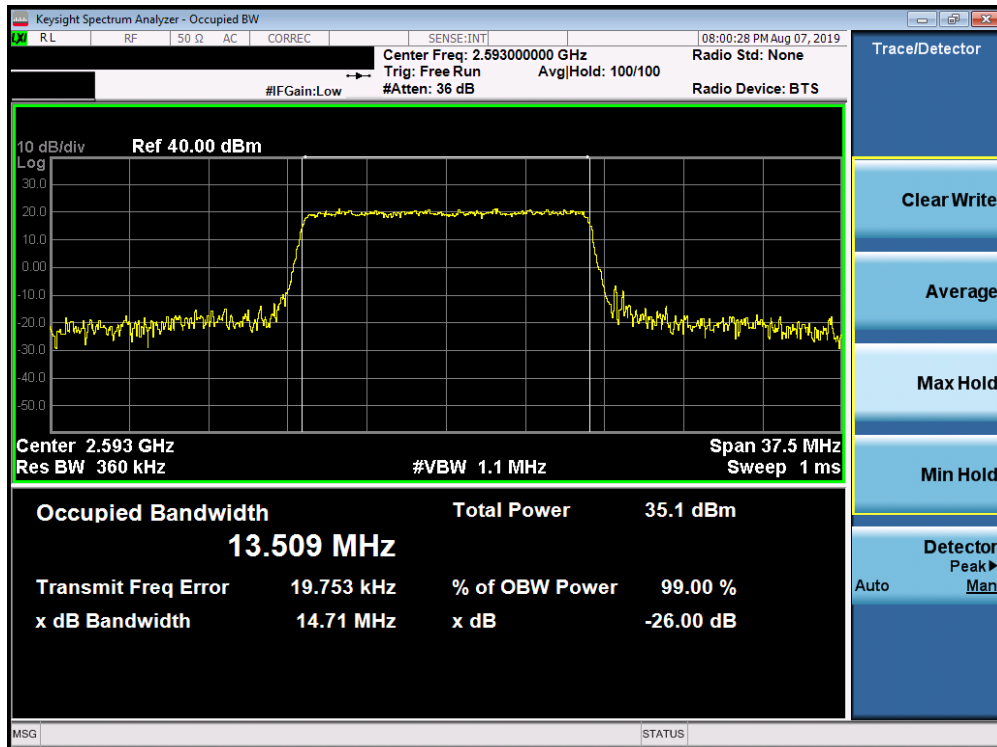


Plot 7-98. Occupied Bandwidth Plot (Band 41 PC2- 10.0MHz 16-QAM - Full RB Configuration)

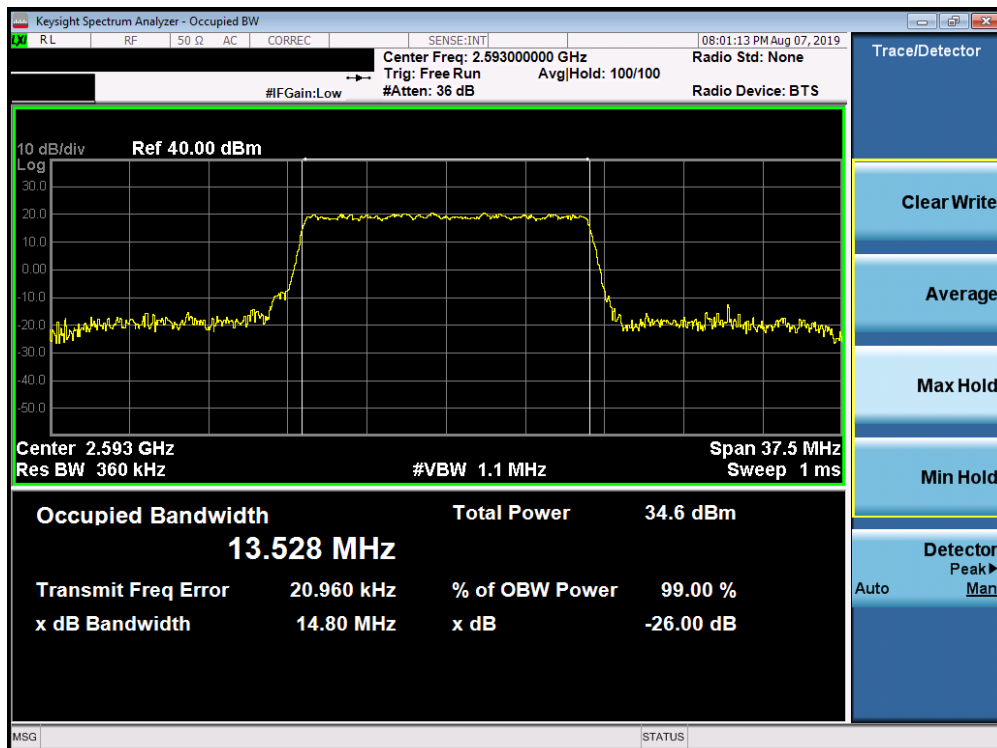


Plot 7-99. Occupied Bandwidth Plot (Band 41 PC2- 10.0MHz 64-QAM - Full RB Configuration)

FCC ID: A3LSMT867U	 MEASUREMENT REPORT (CERTIFICATION) 		Approved by: Quality Manager
Test Report S/N: 1M1907300131-03.A3L	Test Dates: 07/22 – 08/20/2019	EUT Type: Portable Tablet	Page 67 of 277

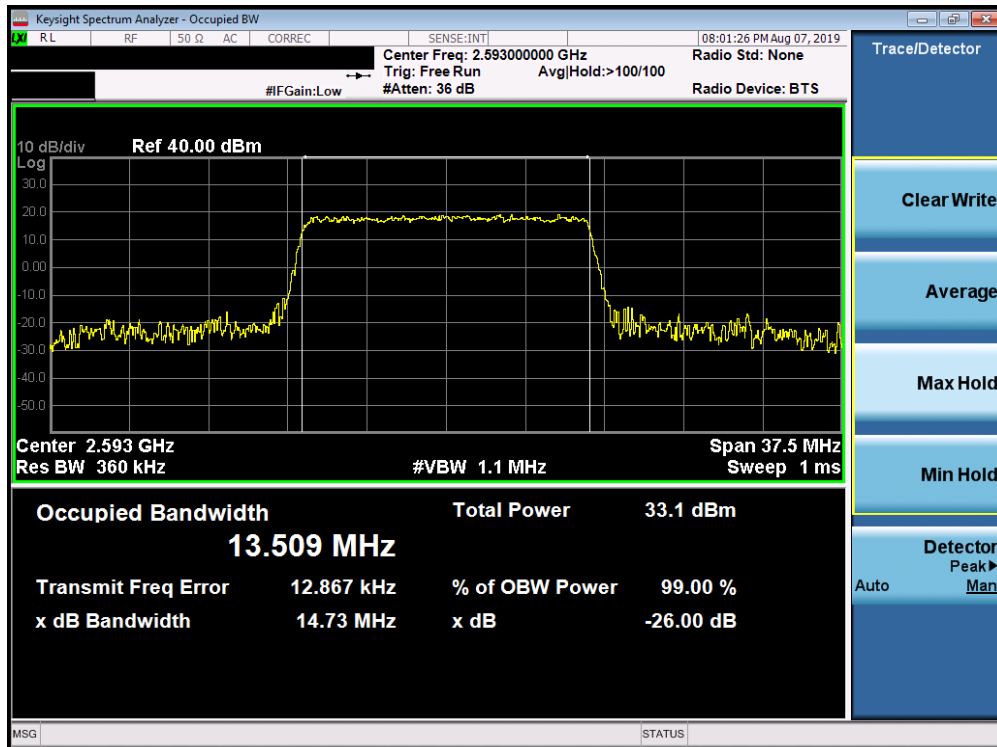


Plot 7-100. Occupied Bandwidth Plot (Band 41 PC2- 15.0MHz QPSK - Full RB Configuration)

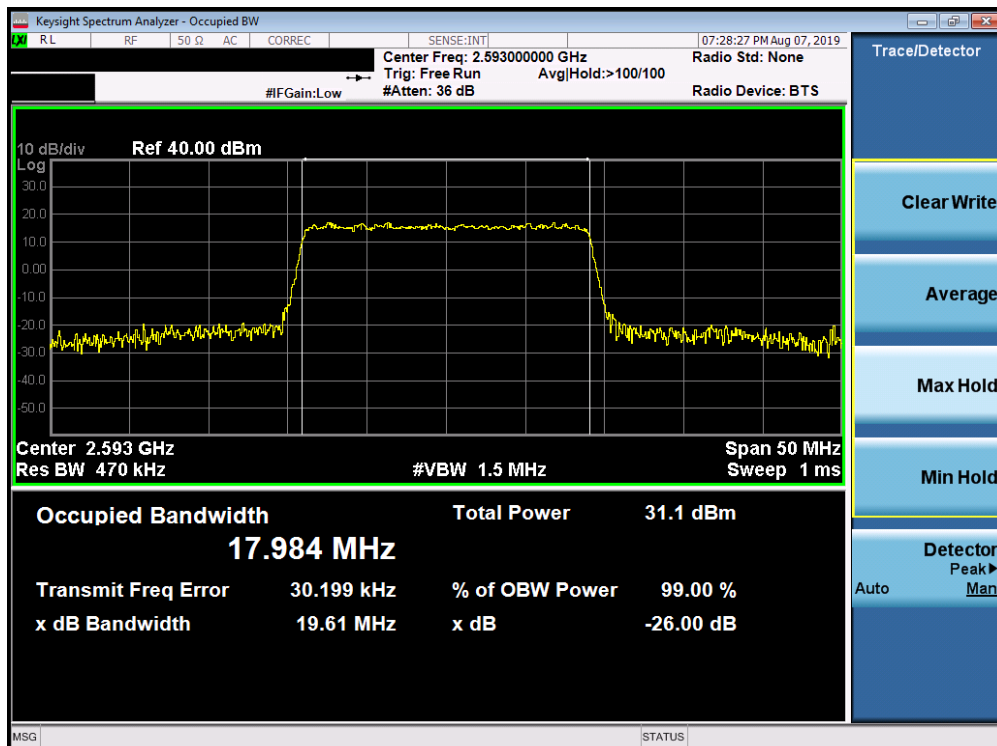


Plot 7-101. Occupied Bandwidth Plot (Band 41 PC2- 15.0MHz 16-QAM - Full RB Configuration)

FCC ID: A3LSMT867U	PCTEST ENGINEERING LABORATORY, INC.	MEASUREMENT REPORT (CERTIFICATION)	Approved by: Quality Manager
Test Report S/N: 1M1907300131-03.A3L	Test Dates: 07/22 – 08/20/2019	EUT Type: Portable Tablet	Page 68 of 277

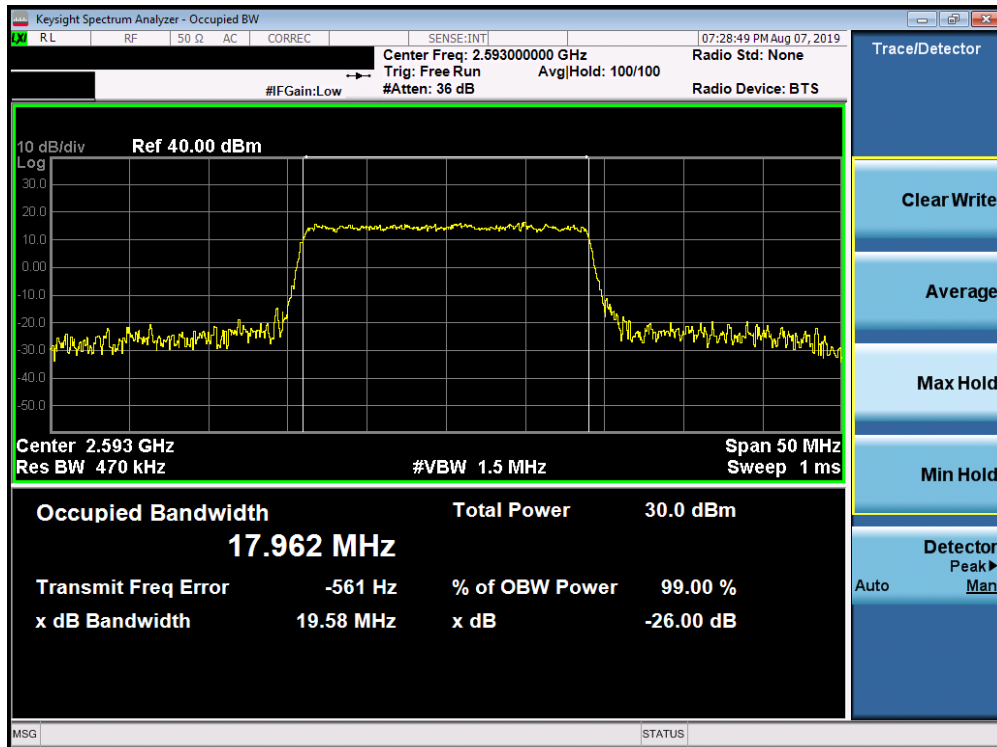


Plot 7-102. Occupied Bandwidth Plot (Band 41 PC2- 15.0MHz 64-QAM - Full RB Configuration)

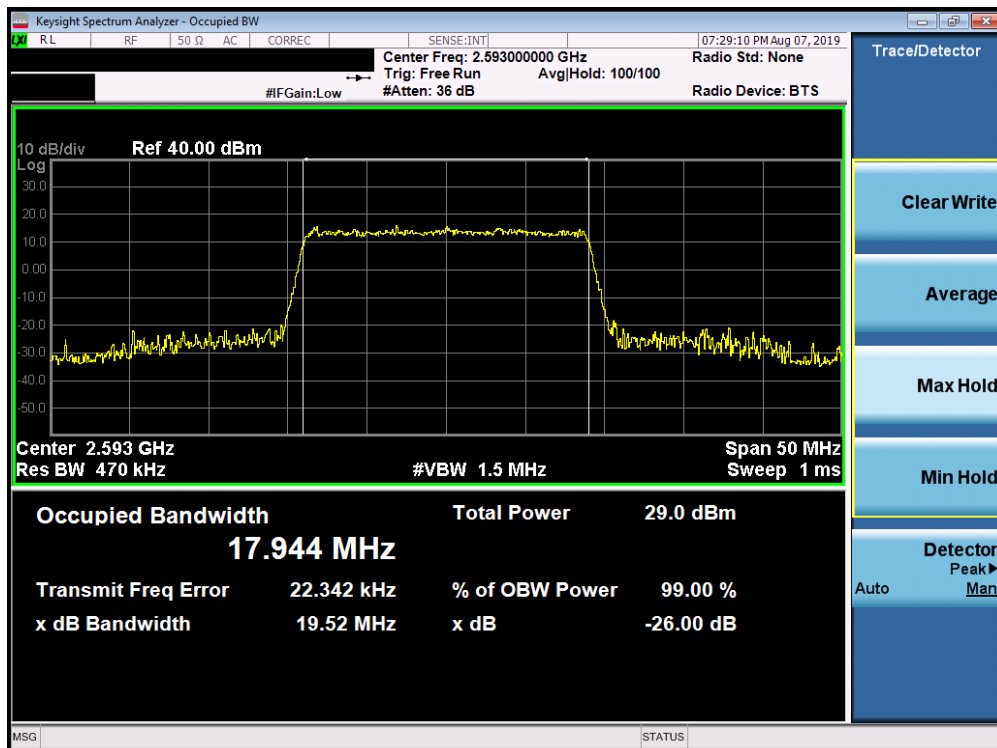


Plot 7-103. Occupied Bandwidth Plot (Band 41 PC2- 20.0MHz QPSK - Full RB Configuration)

FCC ID: A3LSMT867U	PCTEST ENGINEERING LABORATORY, INC.	MEASUREMENT REPORT (CERTIFICATION)	Approved by: Quality Manager
Test Report S/N: 1M1907300131-03.A3L	Test Dates: 07/22 – 08/20/2019	EUT Type: Portable Tablet	Page 69 of 277



Plot 7-104. Occupied Bandwidth Plot (Band 41 PC2- 20.0MHz 16-QAM - Full RB Configuration)



Plot 7-105. Occupied Bandwidth Plot (Band 41 PC2 - 20.0MHz 64-QAM - Full RB Configuration)

FCC ID: A3LSMT867U	PCTEST ENGINEERING LABORATORY, INC.	MEASUREMENT REPORT (CERTIFICATION)	SAMSUNG	Approved by: Quality Manager
Test Report S/N: 1M1907300131-03.A3L	Test Dates: 07/22 – 08/20/2019	EUT Type: Portable Tablet		Page 70 of 277

7.3 Spurious and Harmonic Emissions at Antenna Terminal

Test Overview

The level of the carrier and the various conducted spurious and harmonic frequencies is measured by means of a calibrated spectrum analyzer. The spectrum is scanned from the lowest frequency generated in the equipment up to a frequency including its 10th harmonic. All out of band emissions are measured with a spectrum analyzer connected to the antenna terminal of the EUT while the EUT is operating at its maximum duty cycle, at maximum power, and at the appropriate frequencies. All data rates were investigated to determine the worst case configuration. All modes of operation were investigated and the worst case configuration results are reported in this section.

The minimum permissible attenuation level of any spurious emission is $43 + 10 \log_{10}(P_{[Watts]})$, where P is the transmitter power in Watts.

For Band 7 and 41, the minimum permissible attenuation level of any spurious emission is $55 + 10 \log_{10}(P_{[Watts]})$.

Test Procedure Used

KDB 971168 D01 v03r01 – Section 6.0

Test Settings

1. Start frequency was set to 30MHz and stop frequency was set to at least 10 * the fundamental frequency (separated into at least two plots per channel)
2. Detector = RMS
3. Trace mode = trace average for continuous emissions, max hold for pulse emissions
4. Sweep time = auto couple
5. The trace was allowed to stabilize
6. Please see test notes below for RBW and VBW settings

Test Setup

The EUT and measurement equipment were set up as shown in the diagram below.



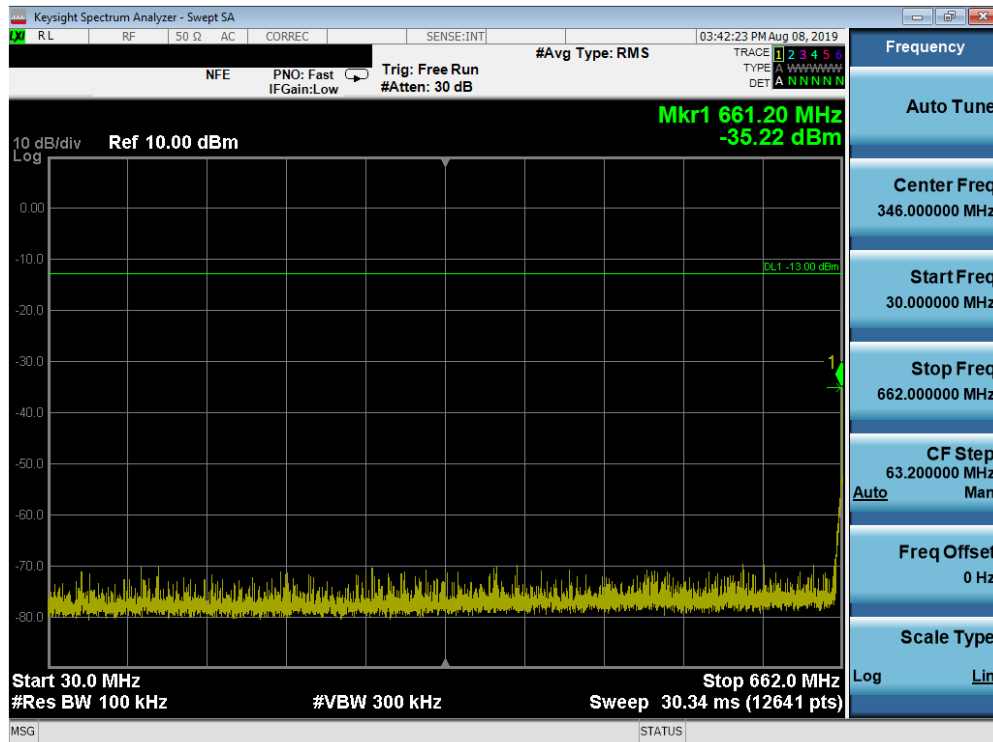
Figure 7-2. Test Instrument & Measurement Setup

Test Notes

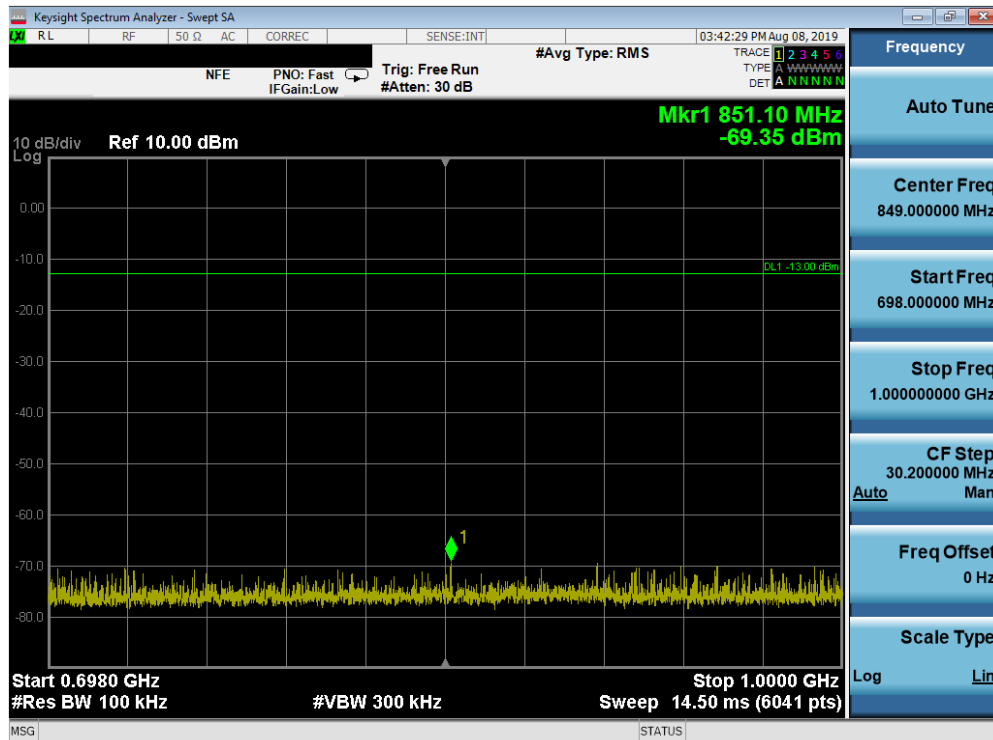
Compliance with the applicable limits is based on the use of measurement instrumentation employing a resolution bandwidth of 100 kHz or greater for frequencies less than 1 GHz and 1 MHz or greater for frequencies greater than 1 GHz. However, in the 1 MHz bands immediately outside and adjacent to the frequency block a resolution bandwidth of at least one percent of the emission bandwidth of the fundamental emission of the transmitter may be employed. The emission bandwidth is defined as the width of the signal between two points, one below the carrier center frequency and one above the carrier center frequency, outside of which all emission are attenuated at least 26 dB below the transmitter power.

FCC ID: A3LSMT867U	PCTEST ENGINEERING LABORATORY, INC.	MEASUREMENT REPORT (CERTIFICATION)	Approved by: Quality Manager
Test Report S/N: 1M1907300131-03.A3L	Test Dates: 07/22 – 08/20/2019	EUT Type: Portable Tablet	Page 71 of 277

Band 71

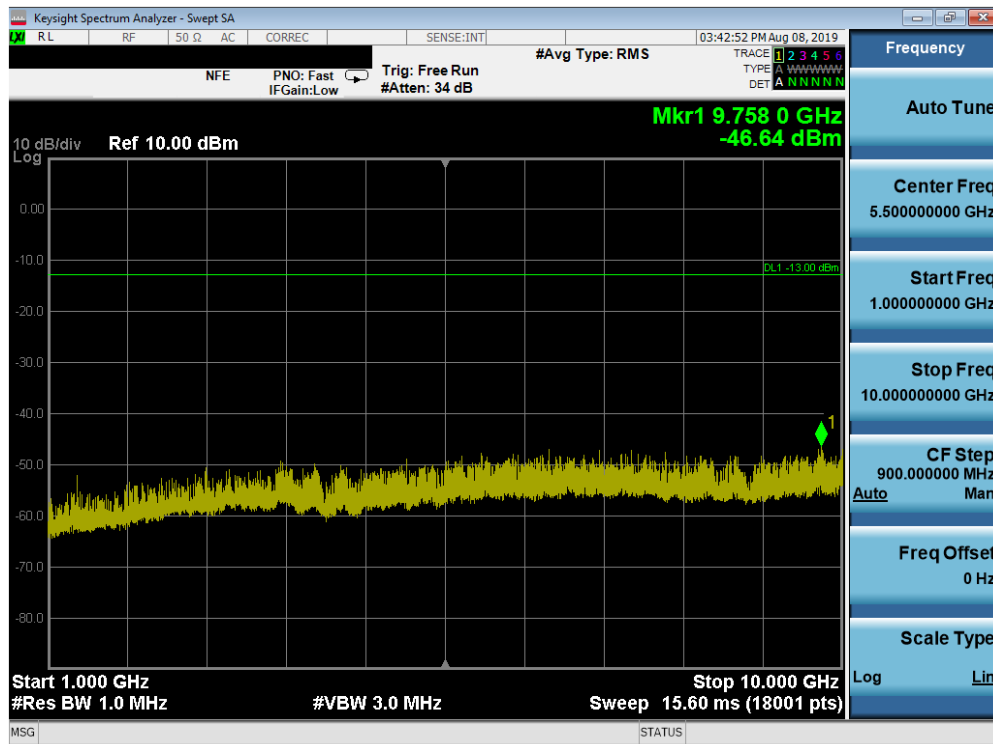


Plot 7-106. Conducted Spurious Plot (Band 71 - 5.0MHz QPSK - RB Size 1, RB Offset 0 - Low Channel)

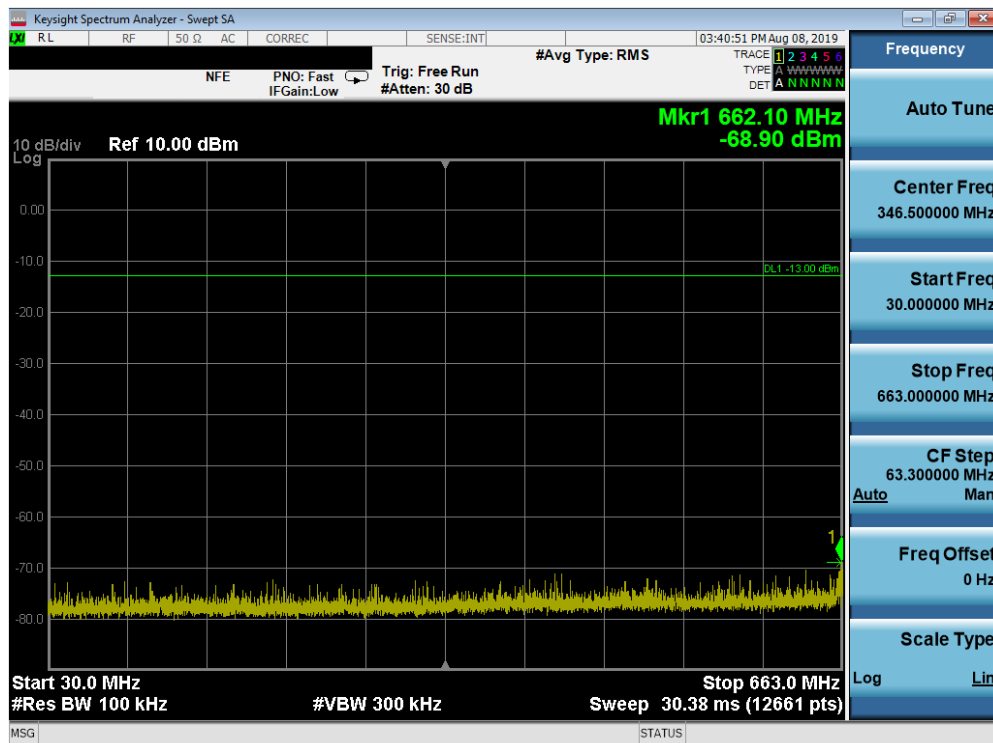


Plot 7-107. Conducted Spurious Plot (Band 71 - 5.0MHz QPSK - RB Size 1, RB Offset 0 - Low Channel)

FCC ID: A3LSMT867U	PCTEST ENGINEERING LABORATORY, INC.	MEASUREMENT REPORT (CERTIFICATION)	Approved by: Quality Manager
Test Report S/N: 1M1907300131-03.A3L	Test Dates: 07/22 – 08/20/2019	EUT Type: Portable Tablet	Page 72 of 277

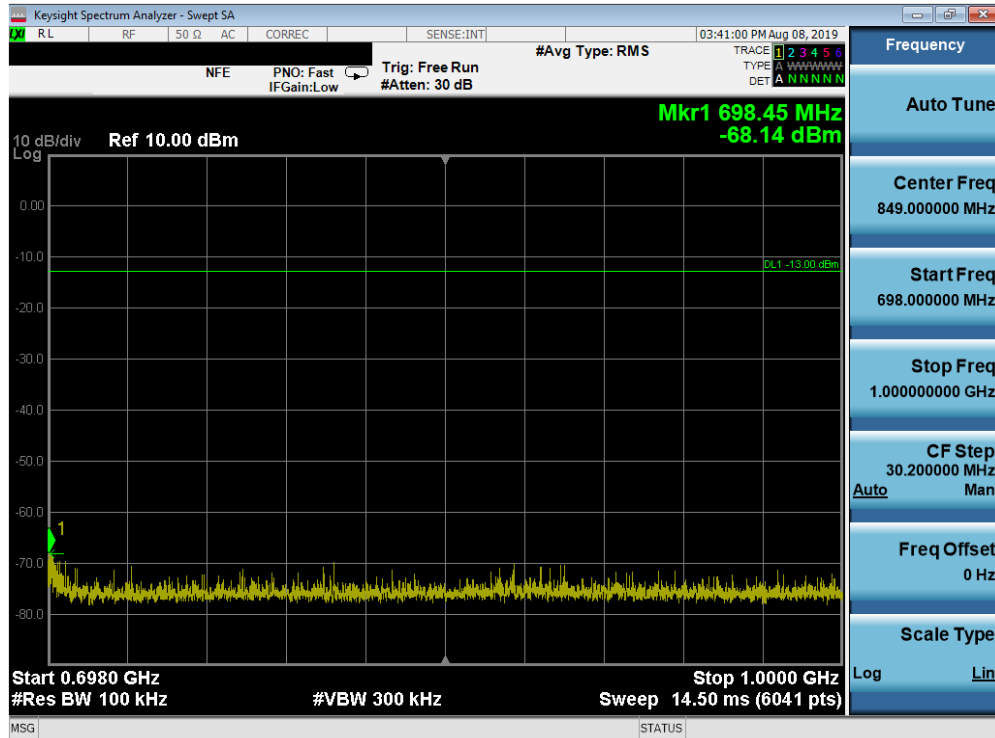


Plot 7-108. Conducted Spurious Plot (Band 71 - 5.0MHz QPSK - RB Size 1, RB Offset 0 - Low Channel)

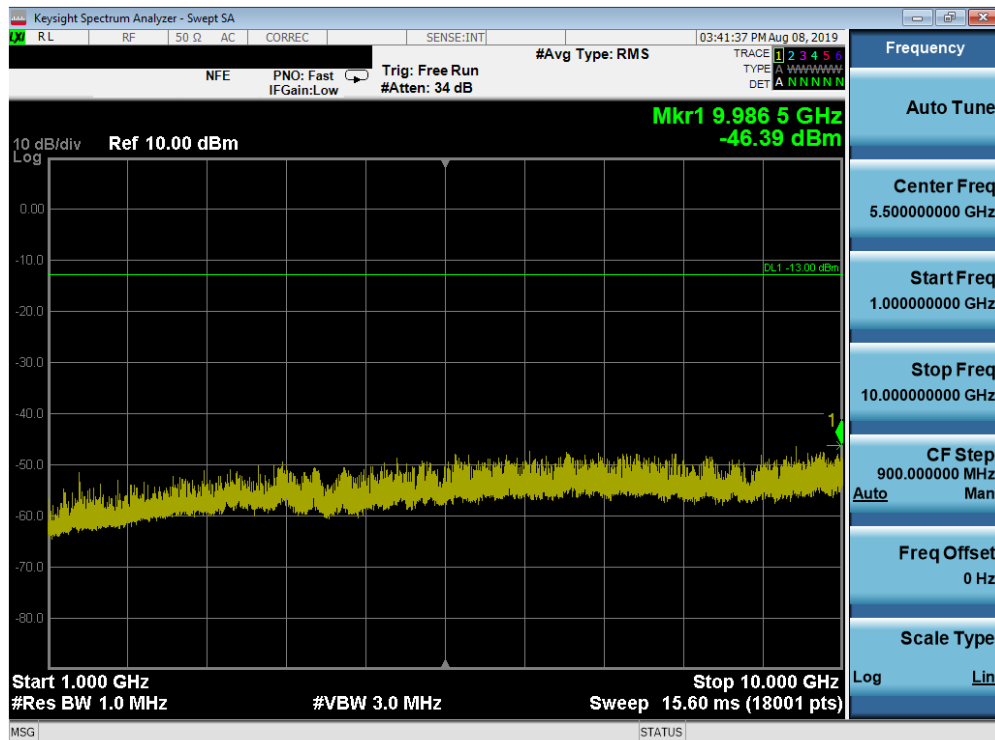


Plot 7-109. Conducted Spurious Plot (Band 71 - 5.0MHz QPSK - RB Size 1, RB Offset 0 - Mid Channel)

FCC ID: A3LSMT867U	 MEASUREMENT REPORT (CERTIFICATION) 		Approved by: Quality Manager
Test Report S/N: 1M1907300131-03.A3L	Test Dates: 07/22 – 08/20/2019	EUT Type: Portable Tablet	Page 73 of 277

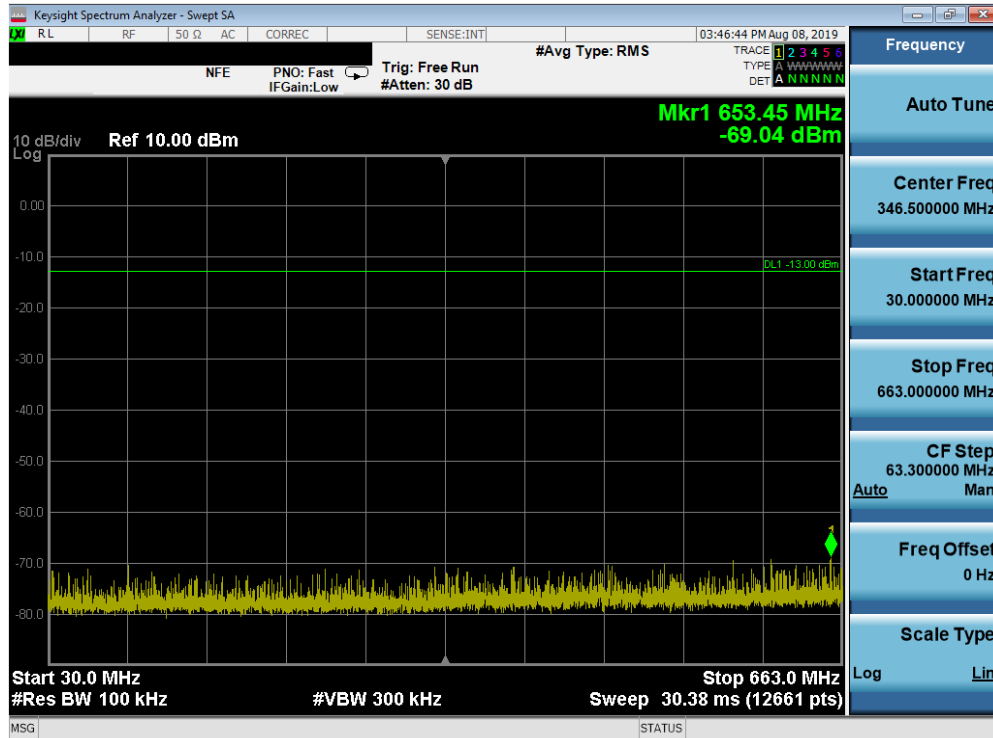


Plot 7-110. Conducted Spurious Plot (Band 71 - 5.0MHz QPSK - RB Size 1, RB Offset 0 - Mid Channel)

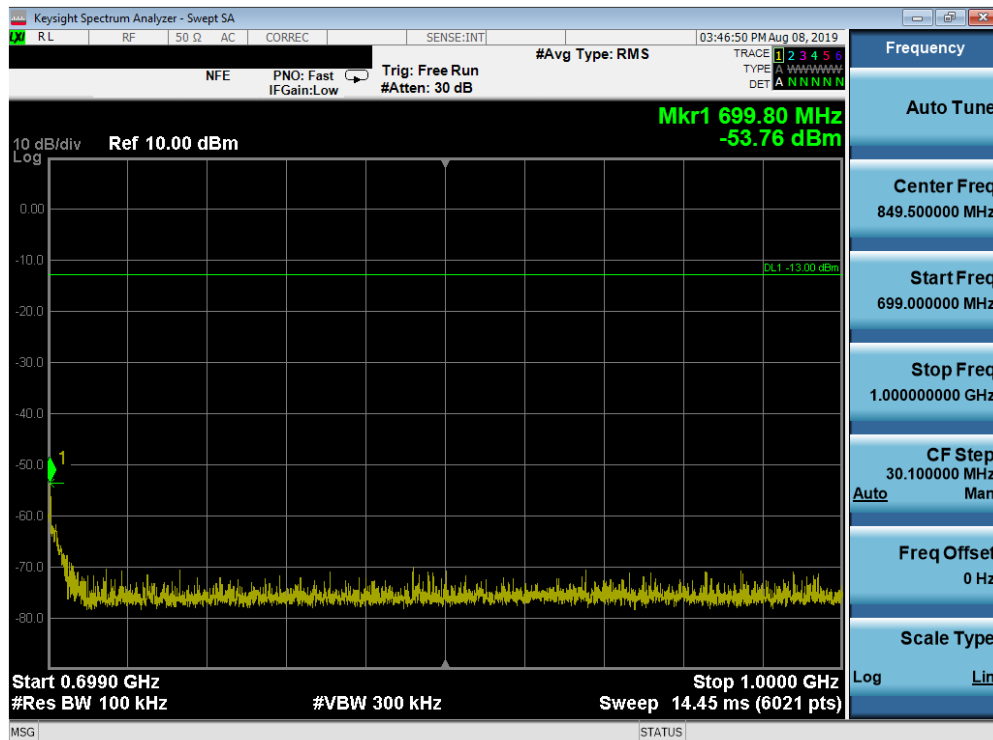


Plot 7-111. Conducted Spurious Plot (Band 71 - 5.0MHz QPSK - RB Size 1, RB Offset 0 - Mid Channel)

FCC ID: A3LSMT867U	PCTEST ENGINEERING LABORATORY, INC.	MEASUREMENT REPORT (CERTIFICATION)	SAMSUNG	Approved by: Quality Manager
Test Report S/N: 1M1907300131-03.A3L	Test Dates: 07/22 – 08/20/2019	EUT Type: Portable Tablet		Page 74 of 277

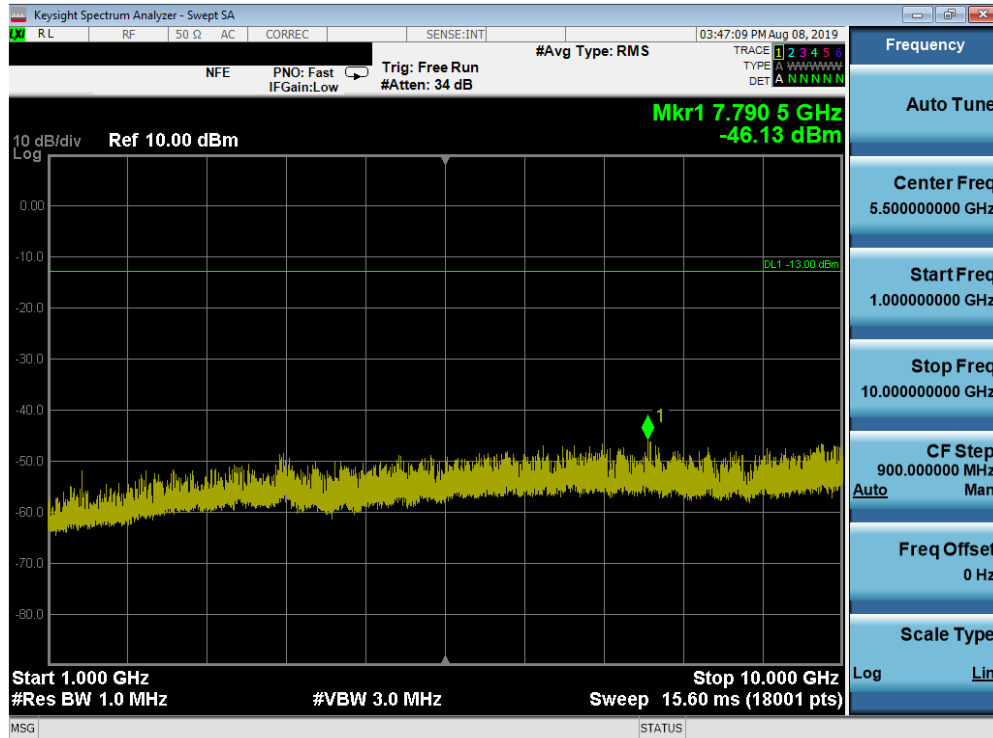


Plot 7-112. Conducted Spurious Plot (Band 71 - 5.0MHz QPSK - RB Size 1, RB Offset 0 - High Channel)

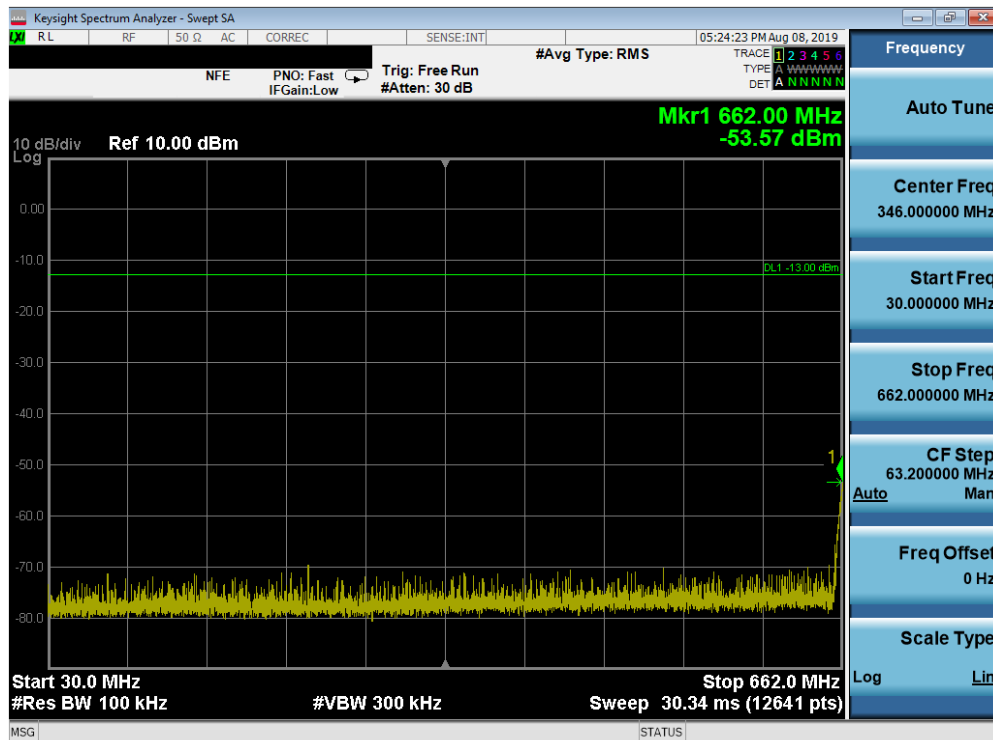


Plot 7-113. Conducted Spurious Plot (Band 71 - 5.0MHz QPSK - RB Size 1, RB Offset 0 - High Channel)

FCC ID: A3LSMT867U	PCTEST ENGINEERING LABORATORY, INC.	MEASUREMENT REPORT (CERTIFICATION)	SAMSUNG	Approved by: Quality Manager
Test Report S/N: 1M1907300131-03.A3L	Test Dates: 07/22 – 08/20/2019	EUT Type: Portable Tablet		Page 75 of 277

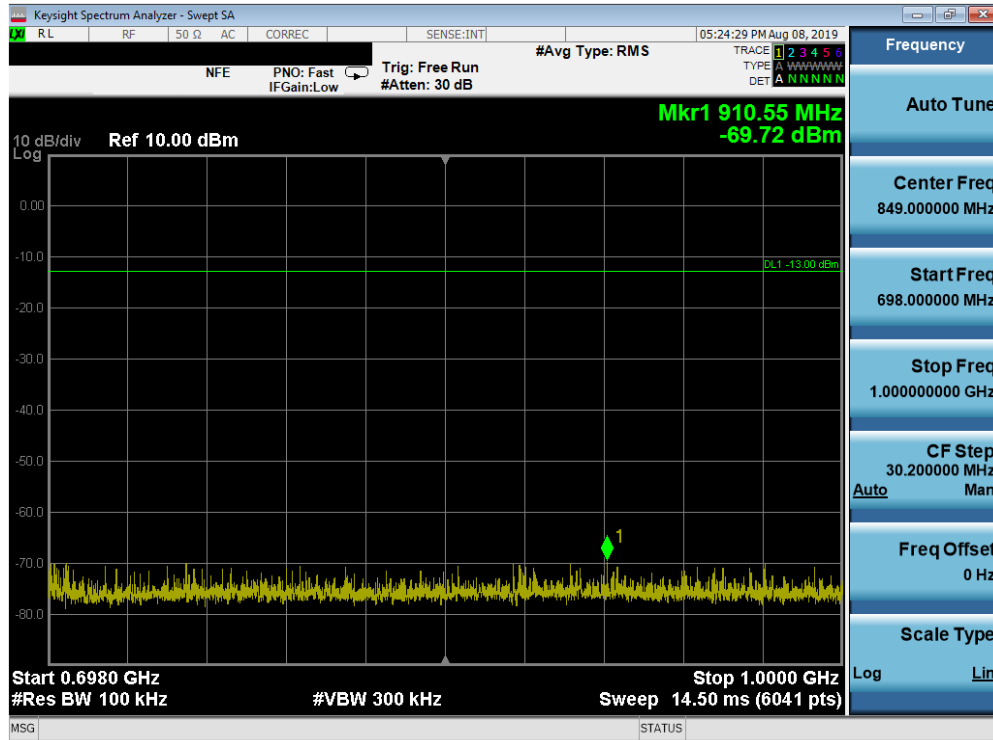


Plot 7-114. Conducted Spurious Plot (Band 71 - 5.0MHz QPSK - RB Size 1, RB Offset 0 - High Channel)

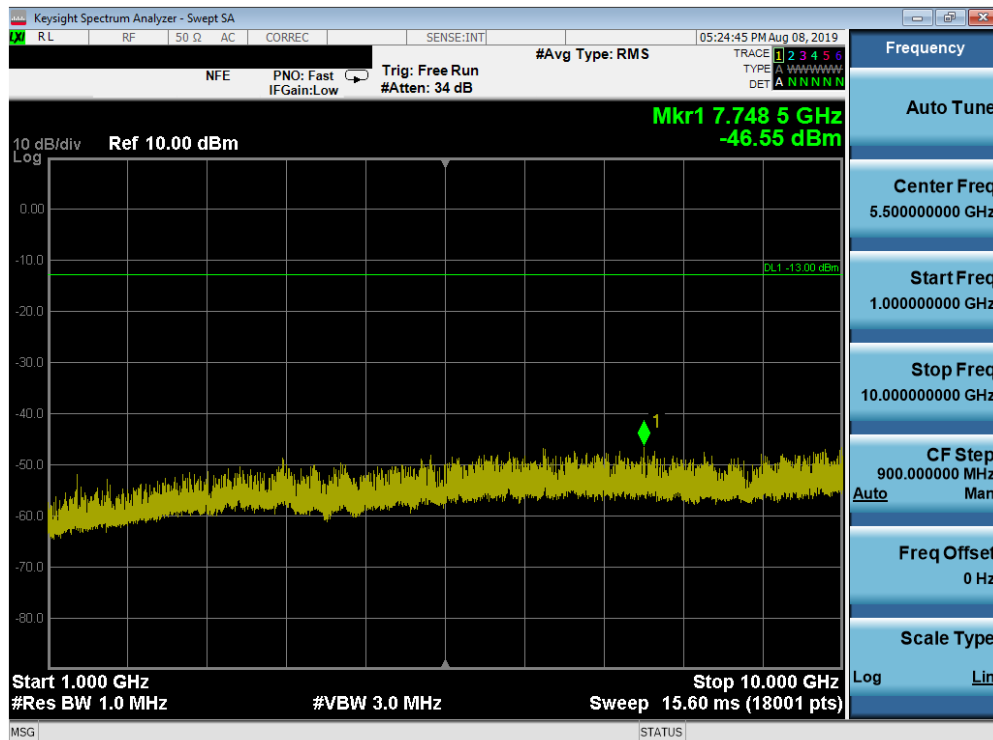


Plot 7-115. Conducted Spurious Plot (Band 71 - 20.0MHz QPSK - RB Size 1, RB Offset 0 - Low Channel)

FCC ID: A3LSMT867U	PCTEST ENGINEERING LABORATORY, INC.	MEASUREMENT REPORT (CERTIFICATION)	SAMSUNG	Approved by: Quality Manager
Test Report S/N: 1M1907300131-03.A3L	Test Dates: 07/22 – 08/20/2019	EUT Type: Portable Tablet		Page 76 of 277

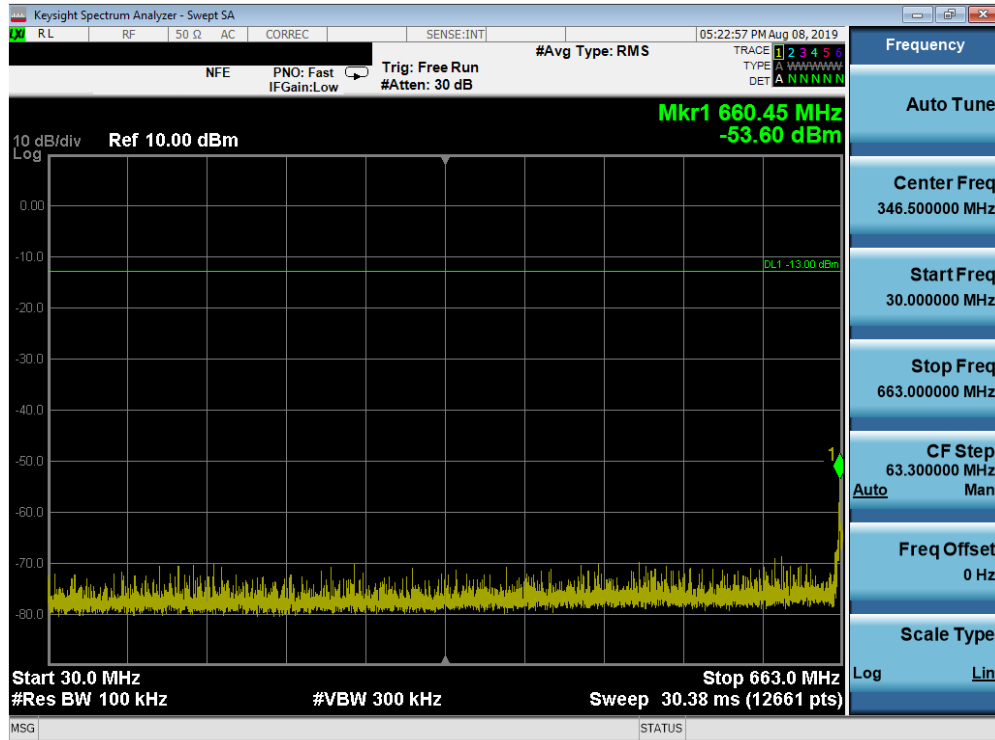


Plot 7-116. Conducted Spurious Plot (Band 71 - 20.0MHz QPSK - RB Size 1, RB Offset 0 - Low Channel)

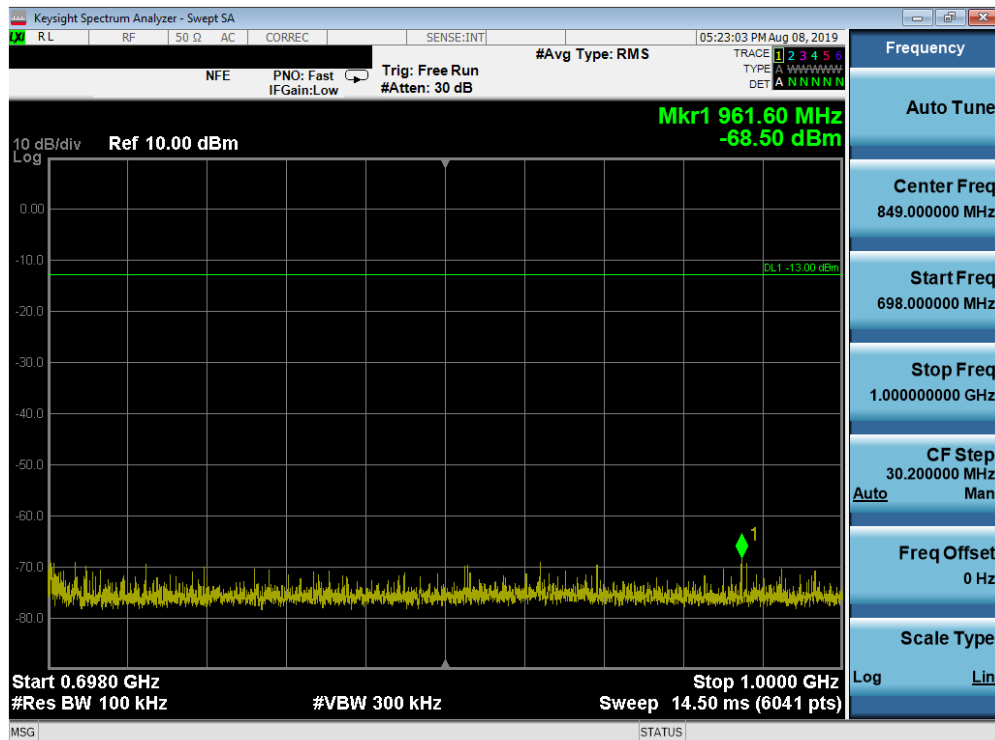


Plot 7-117. Conducted Spurious Plot (Band 71 - 20.0MHz QPSK - RB Size 1, RB Offset 0 - Low Channel)

FCC ID: A3LSMT867U	 MEASUREMENT REPORT (CERTIFICATION) 		Approved by: Quality Manager
Test Report S/N: 1M1907300131-03.A3L	Test Dates: 07/22 – 08/20/2019	EUT Type: Portable Tablet	Page 77 of 277

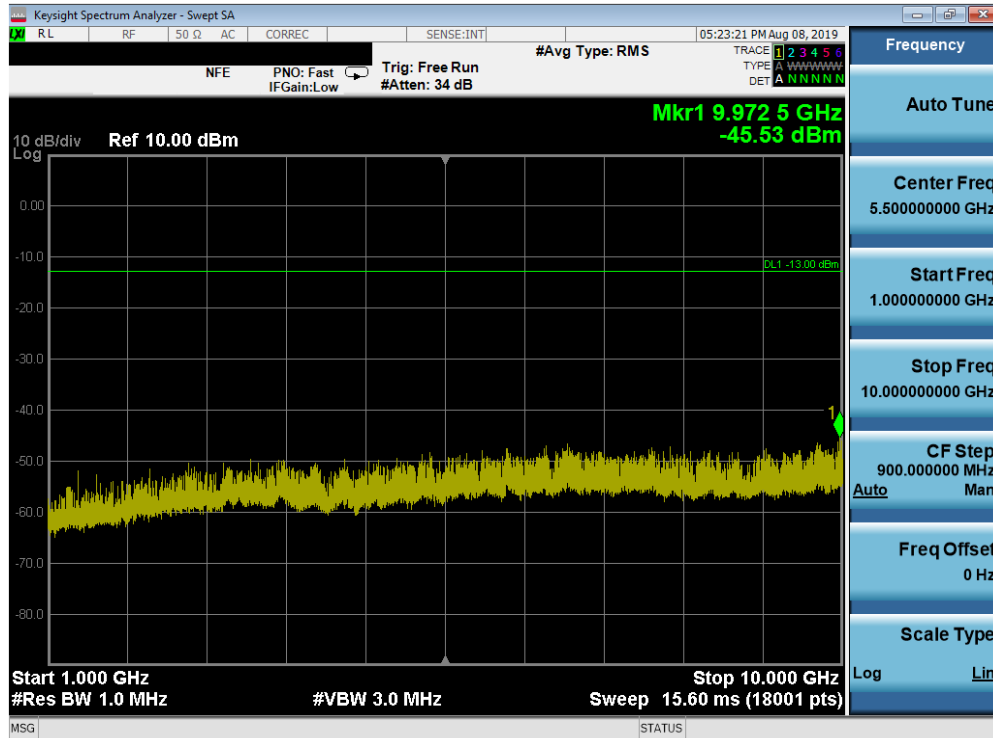


Plot 7-118. Conducted Spurious Plot (Band 71 - 20.0MHz QPSK - RB Size 1, RB Offset 0 - Mid Channel)

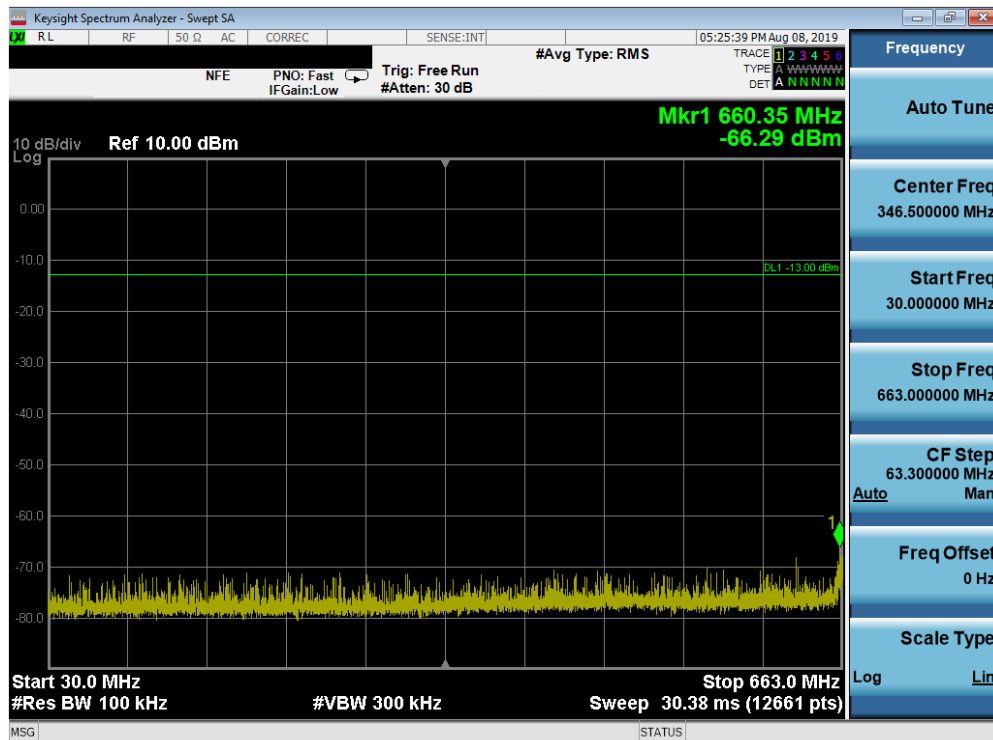


Plot 7-119. Conducted Spurious Plot (Band 71 - 20.0MHz QPSK - RB Size 1, RB Offset 0 - Mid Channel)

FCC ID: A3LSMT867U	<div>MEASUREMENT REPORT (CERTIFICATION)</div> <div></div>		Approved by: Quality Manager
Test Report S/N: 1M1907300131-03.A3L	Test Dates: 07/22 – 08/20/2019	EUT Type: Portable Tablet	Page 78 of 277

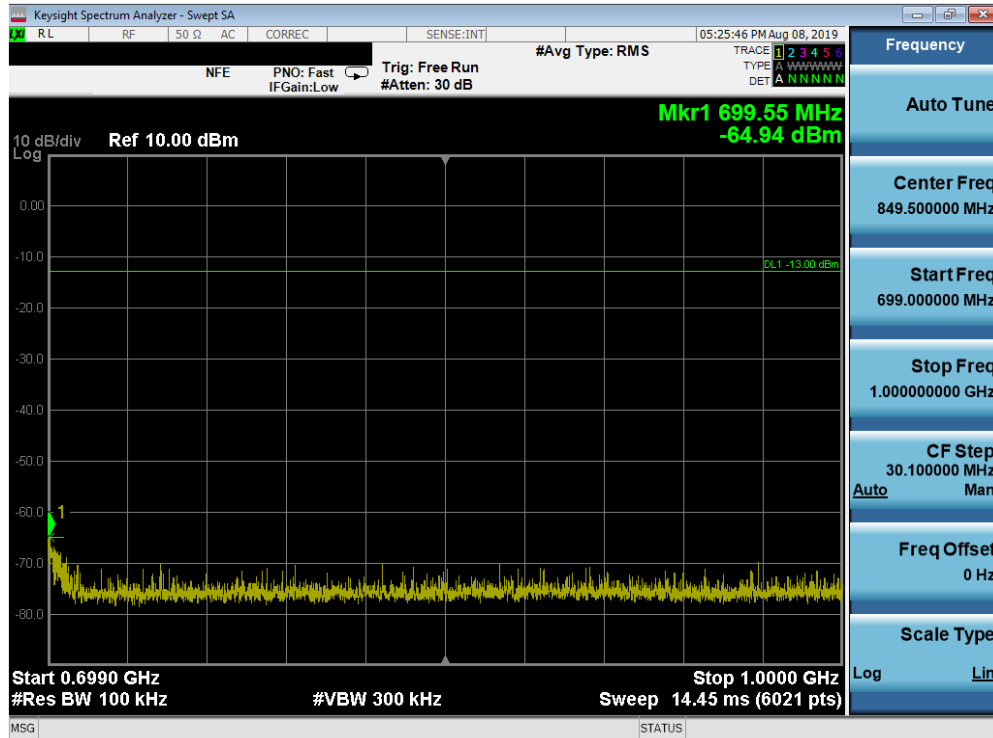


Plot 7-120. Conducted Spurious Plot (Band 71 - 20.0MHz QPSK - RB Size 1, RB Offset 0 - Mid Channel)

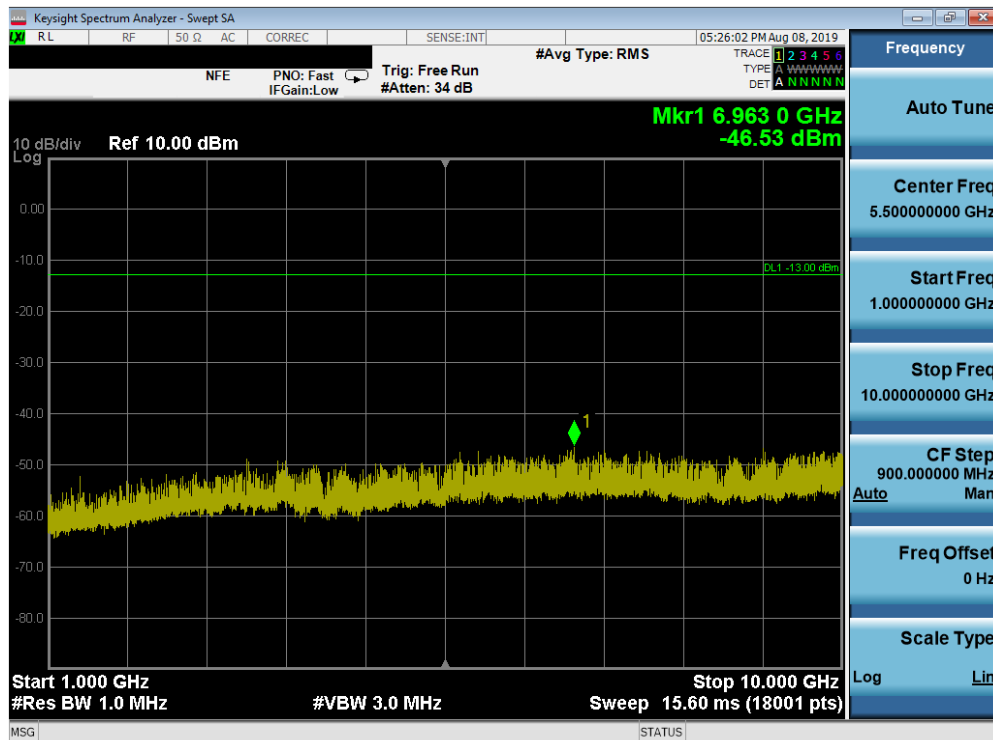


Plot 7-121. Conducted Spurious Plot (Band 71 - 20.0MHz QPSK - RB Size 1, RB Offset 0 - High Channel)

FCC ID: A3LSMT867U	PCTEST ENGINEERING LABORATORY, INC.	MEASUREMENT REPORT (CERTIFICATION)	Approved by: Quality Manager
Test Report S/N: 1M1907300131-03.A3L	Test Dates: 07/22 – 08/20/2019	EUT Type: Portable Tablet	Page 79 of 277



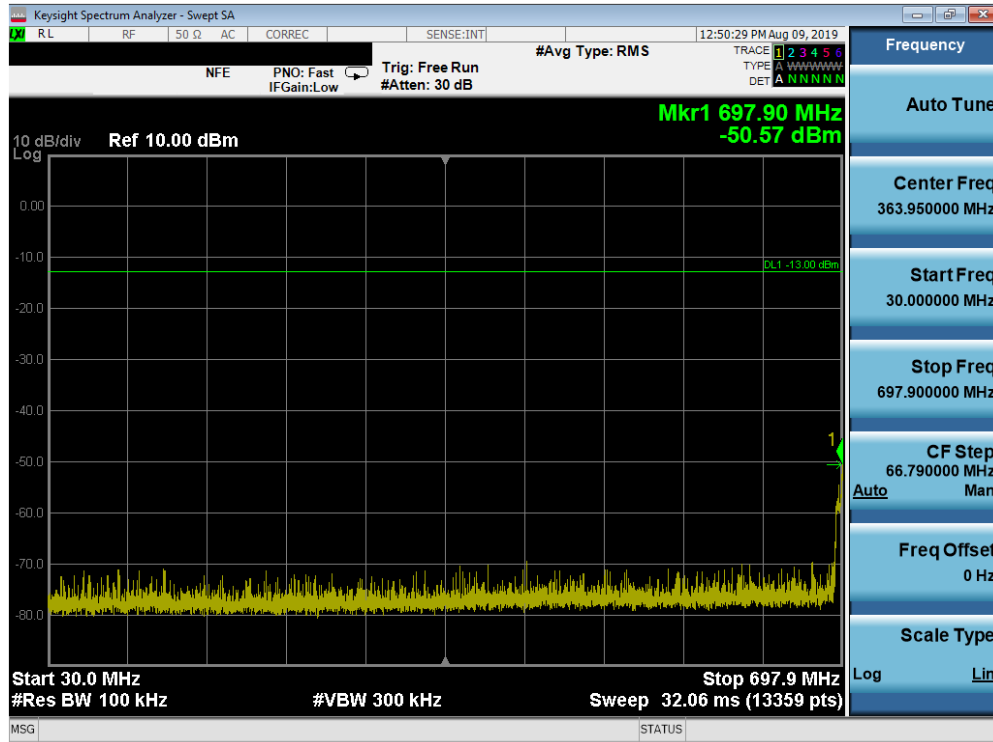
Plot 7-122. Conducted Spurious Plot (Band 71 - 20.0MHz QPSK - RB Size 1, RB Offset 0 - High Channel)



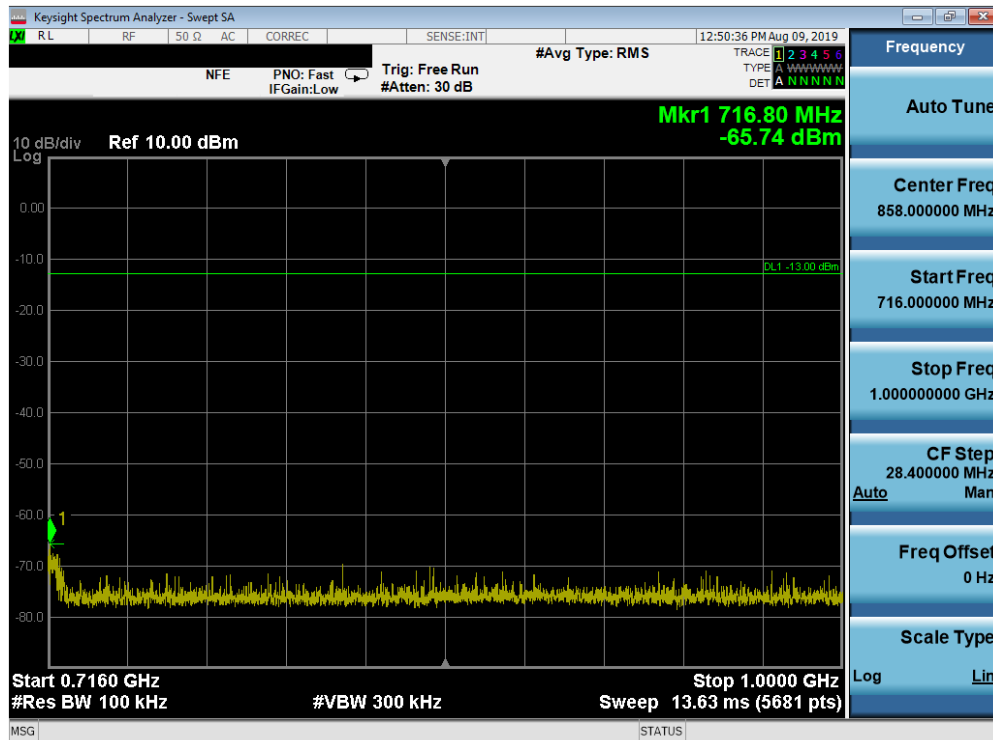
Plot 7-123. Conducted Spurious Plot (Band 71 - 20.0MHz QPSK - RB Size 1, RB Offset 0 - High Channel)

FCC ID: A3LSMT867U	PCTEST ENGINEERING LABORATORY, INC.	MEASUREMENT REPORT (CERTIFICATION)	SAMSUNG	Approved by: Quality Manager
Test Report S/N: 1M1907300131-03.A3L	Test Dates: 07/22 – 08/20/2019	EUT Type: Portable Tablet		Page 80 of 277

Band 12

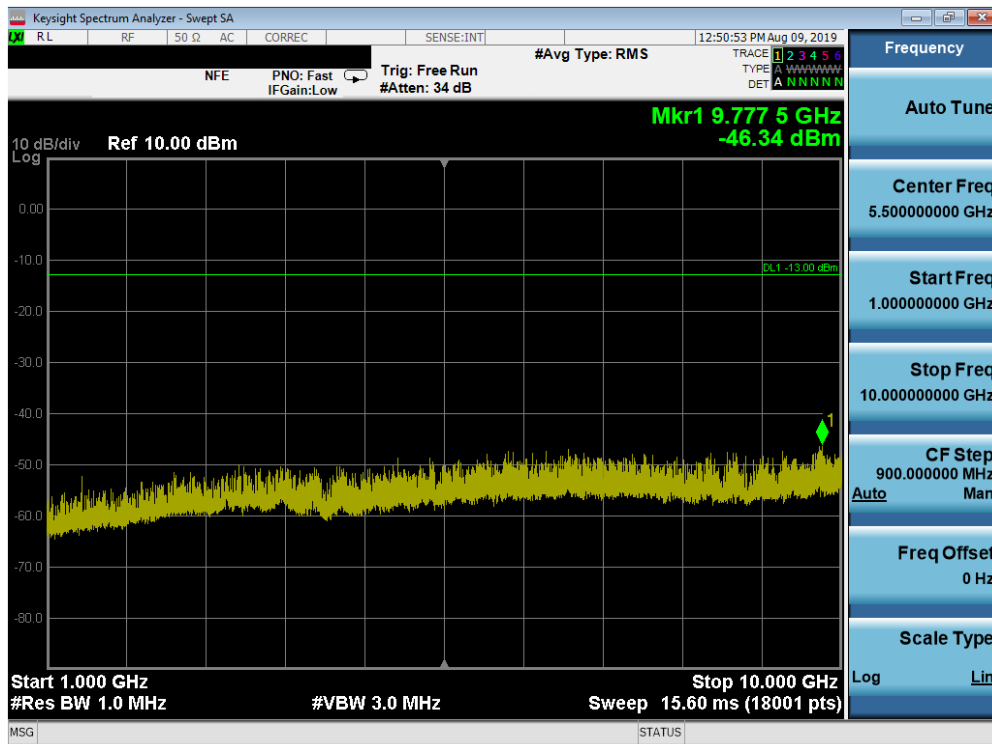


Plot 7-124. Conducted Spurious Plot (Band 12 - 1.4MHz QPSK - RB Size 1, RB Offset 0 - Low Channel)

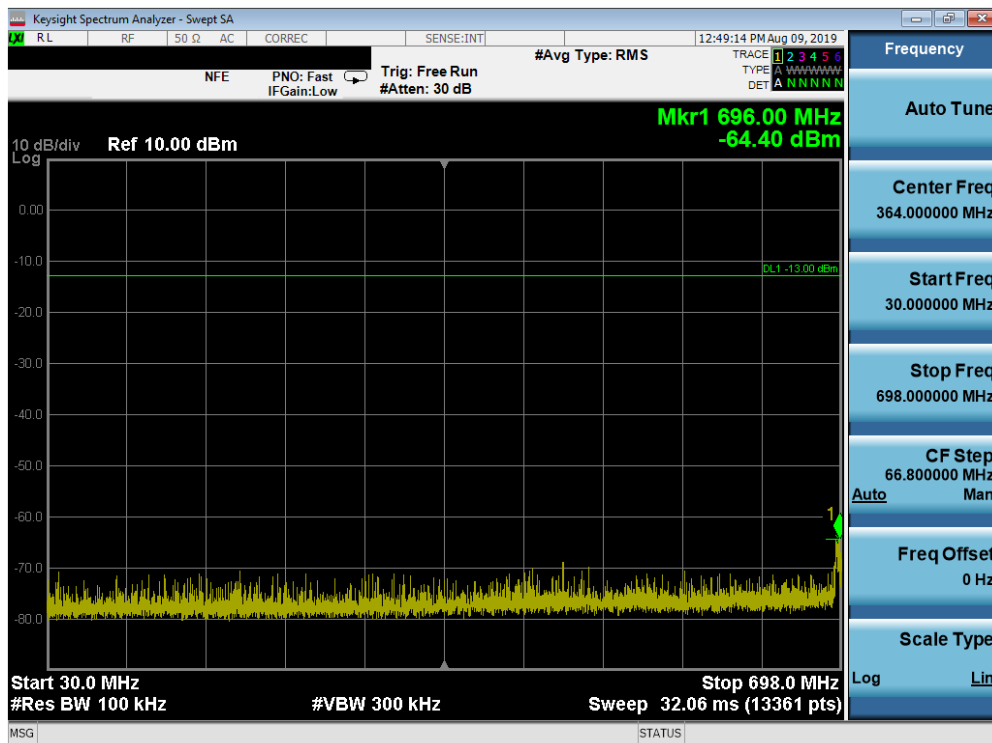


Plot 7-125. Conducted Spurious Plot (Band 12 - 1.4MHz QPSK - RB Size 1, RB Offset 0 - Low Channel)

FCC ID: A3LSMT867U	PCTEST ENGINEERING LABORATORY, INC.	MEASUREMENT REPORT (CERTIFICATION)	SAMSUNG	Approved by: Quality Manager
Test Report S/N: 1M1907300131-03.A3L	Test Dates: 07/22 – 08/20/2019	EUT Type: Portable Tablet		Page 81 of 277

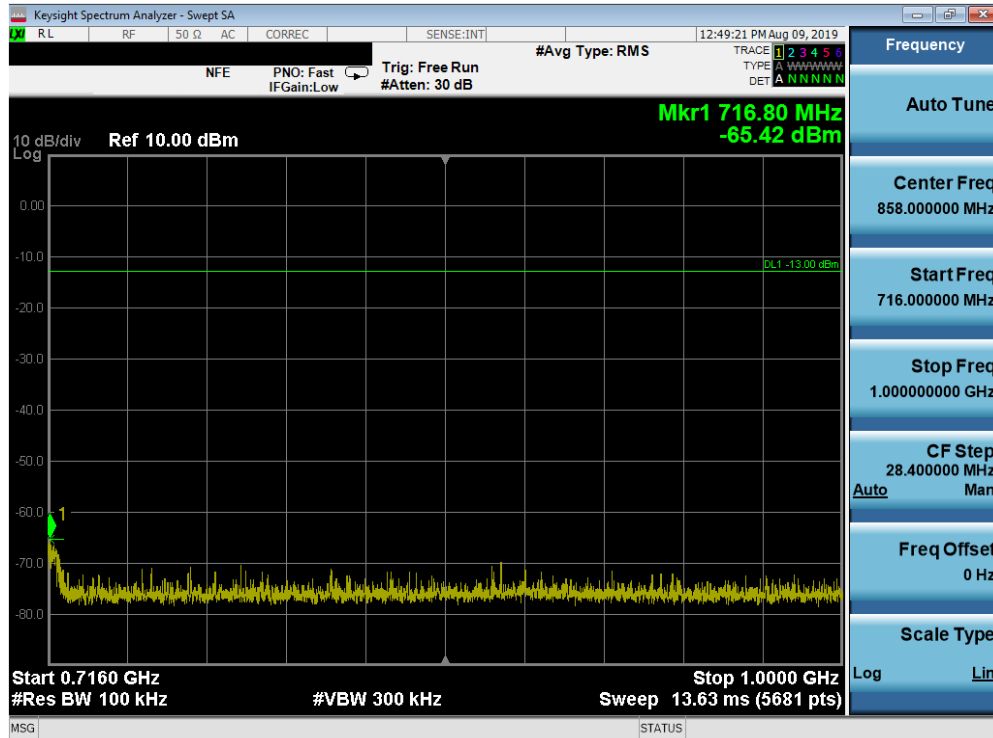


Plot 7-126. Conducted Spurious Plot (Band 12 - 1.4MHz QPSK - RB Size 1, RB Offset 0 - Low Channel)

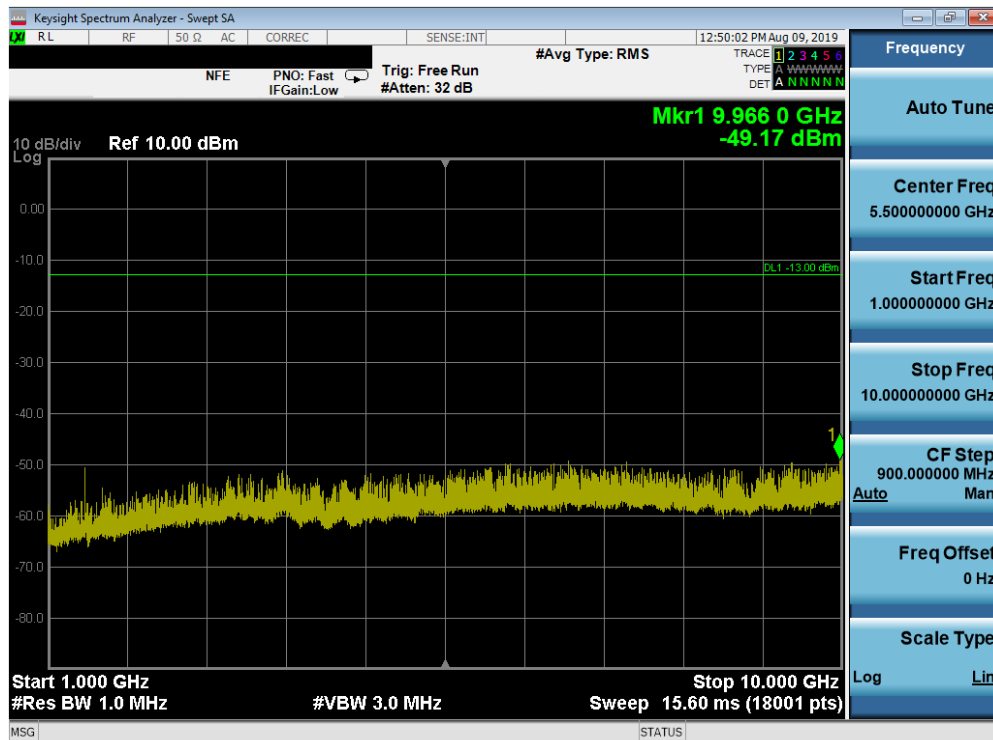


Plot 7-127. Conducted Spurious Plot (Band 12 - 1.4MHz QPSK - RB Size 1, RB Offset 0 - Mid Channel)

FCC ID: A3LSMT867U	<div>MEASUREMENT REPORT (CERTIFICATION)<div></div></div>		Approved by: Quality Manager
Test Report S/N: 1M1907300131-03.A3L	Test Dates: 07/22 – 08/20/2019	EUT Type: Portable Tablet	Page 82 of 277

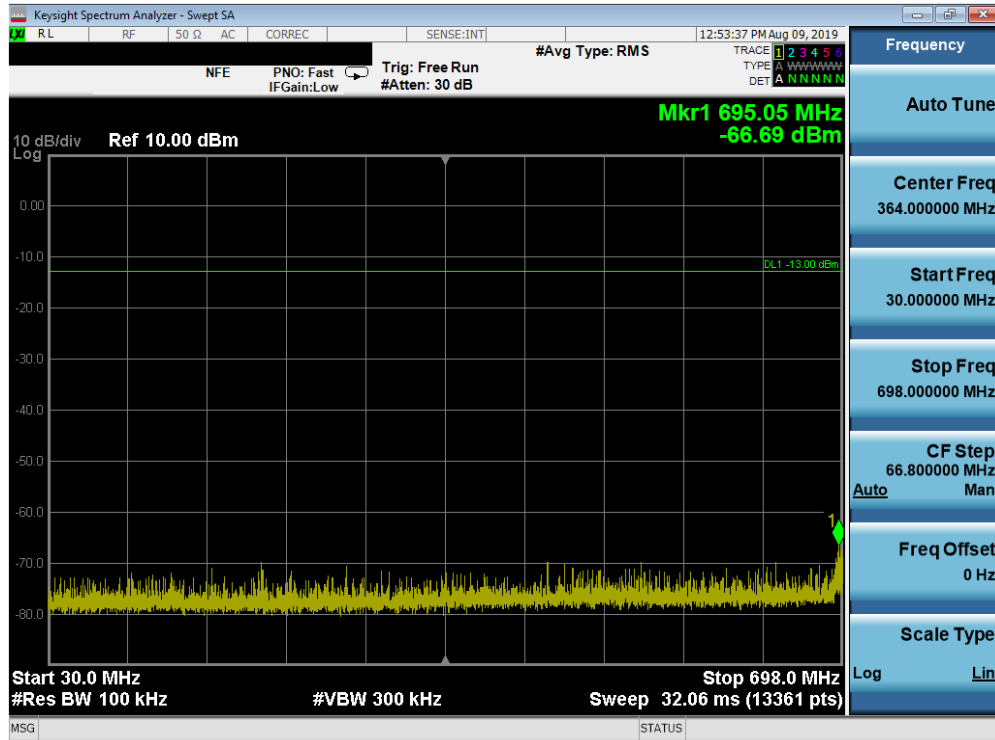


Plot 7-128. Conducted Spurious Plot (Band 12 - 1.4MHz QPSK - RB Size 1, RB Offset 0 - Mid Channel)

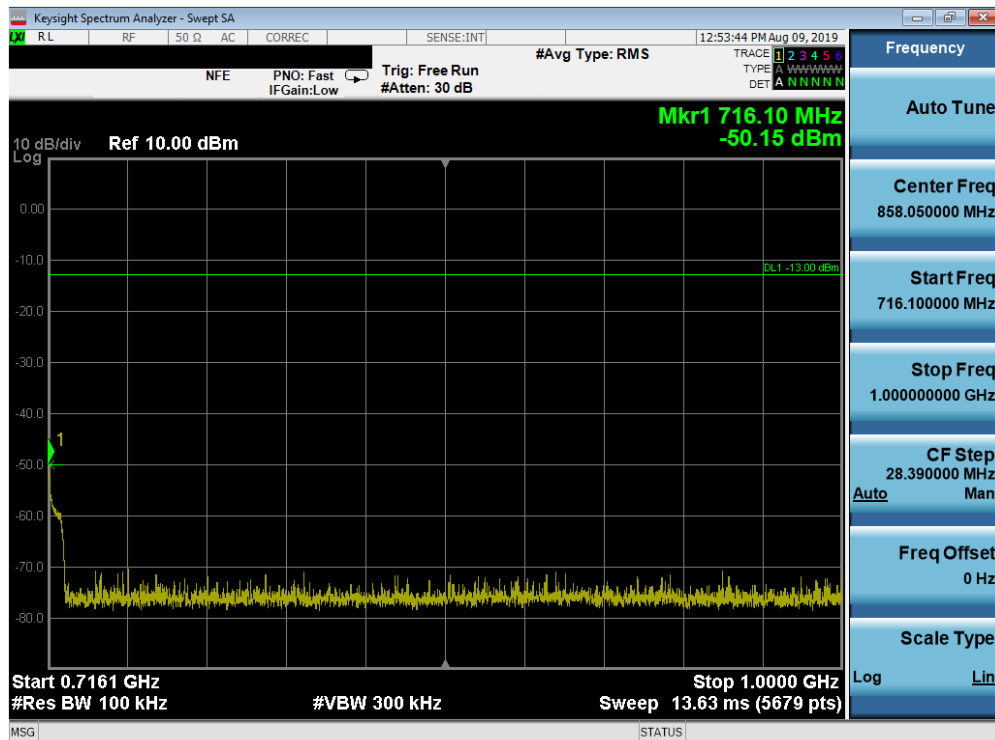


Plot 7-129. Conducted Spurious Plot (Band 12 - 1.4MHz QPSK - RB Size 1, RB Offset 0 - Mid Channel)

FCC ID: A3LSMT867U	MEASUREMENT REPORT (CERTIFICATION)			Approved by: Quality Manager
Test Report S/N: 1M1907300131-03.A3L	Test Dates: 07/22 – 08/20/2019	EUT Type: Portable Tablet		Page 83 of 277



Plot 7-130. Conducted Spurious Plot (Band 12 - 1.4MHz QPSK - RB Size 1, RB Offset 0 - High Channel)



Plot 7-131. Conducted Spurious Plot (Band 12 - 1.4MHz QPSK - RB Size 1, RB Offset 0 - High Channel)

FCC ID: A3LSMT867U	PCTEST ENGINEERING LABORATORY, INC.	MEASUREMENT REPORT (CERTIFICATION)	SAMSUNG	Approved by: Quality Manager
Test Report S/N: 1M1907300131-03.A3L	Test Dates: 07/22 – 08/20/2019	EUT Type: Portable Tablet		Page 84 of 277