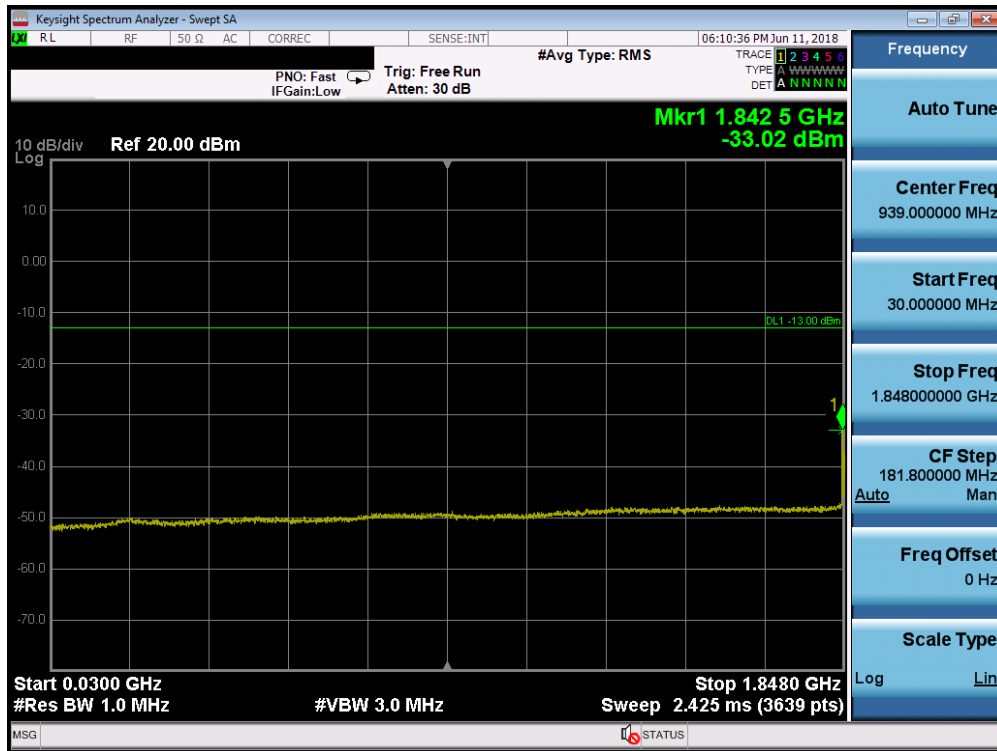
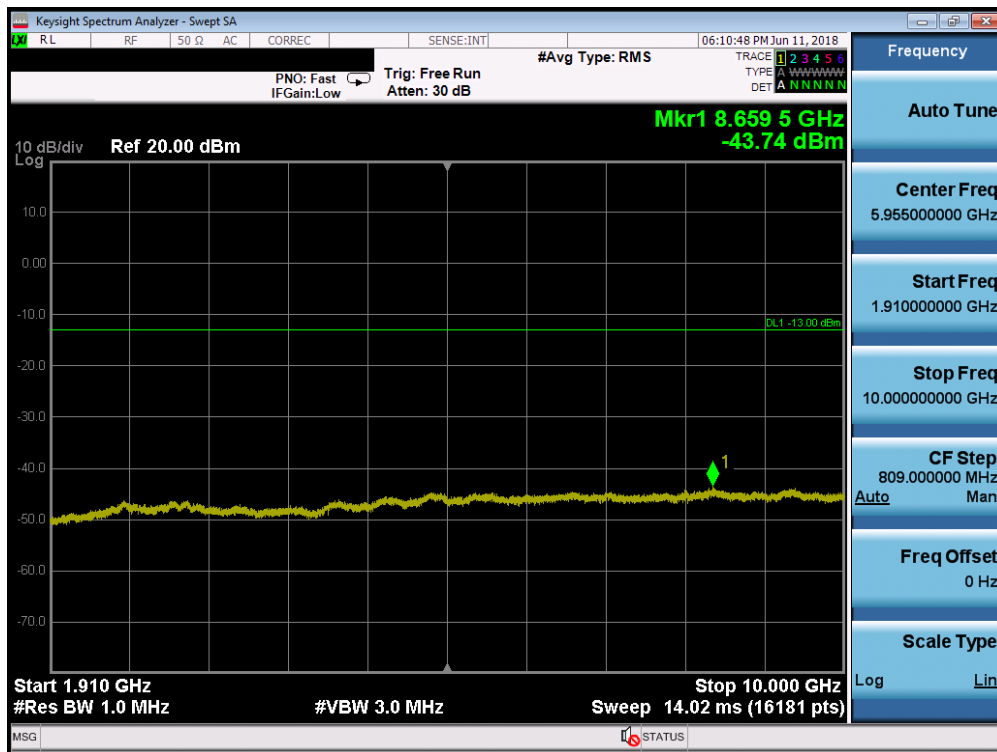


**Band 2**

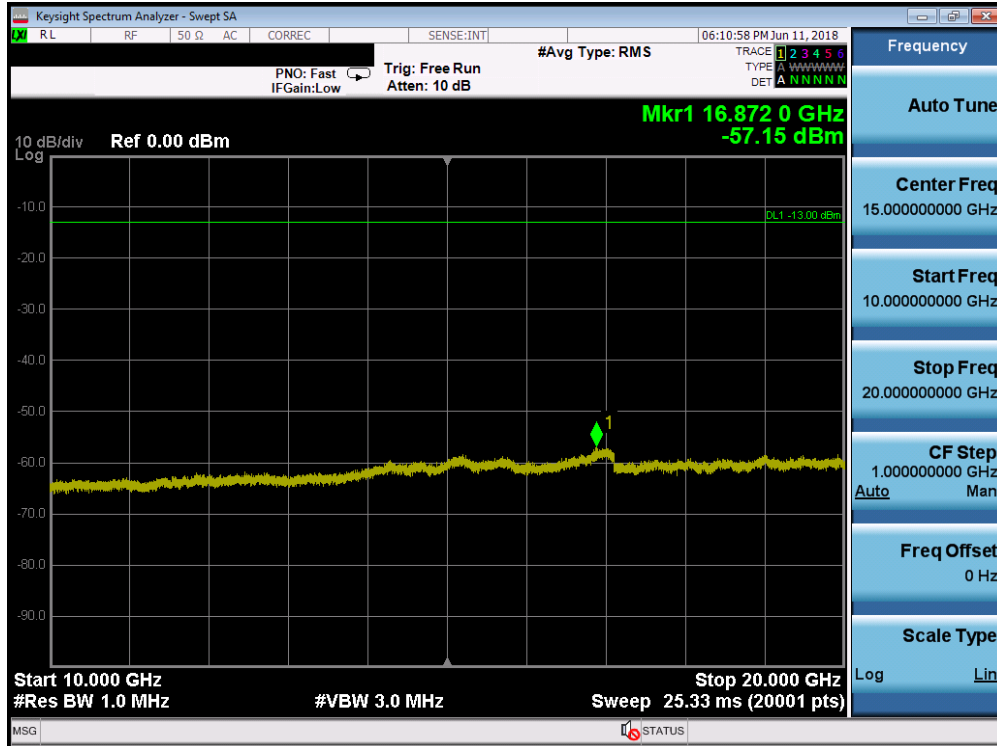


Plot 7-106. Conducted Spurious Plot (Band 2 - 10.0MHz QPSK - RB Size 1, RB Offset 0 - Low Channel)

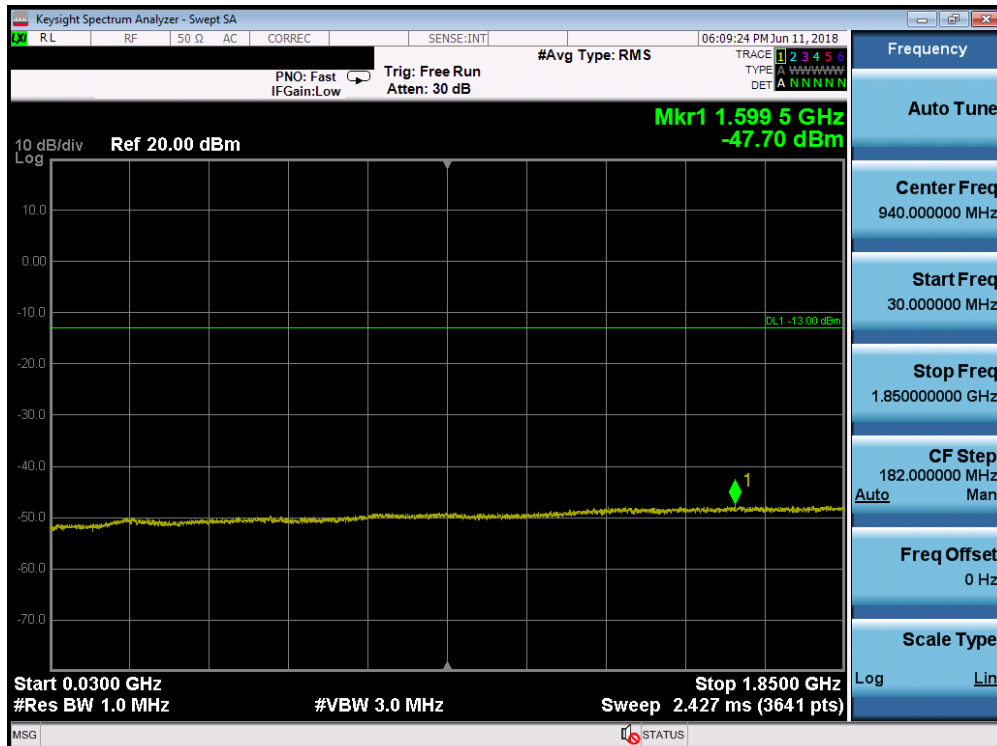


Plot 7-107. Conducted Spurious Plot (Band 2 - 10.0MHz QPSK - RB Size 1, RB Offset 0 - Low Channel)

FCC ID: A3LSMT837A		MEASUREMENT REPORT (CERTIFICATION)		Approved by: Quality Manager
Test Report S/N: 1M1806180124-03.A3L	Test Dates: 5/31-7/18/2018	EUT Type: Portable Tablet		Page 72 of 180

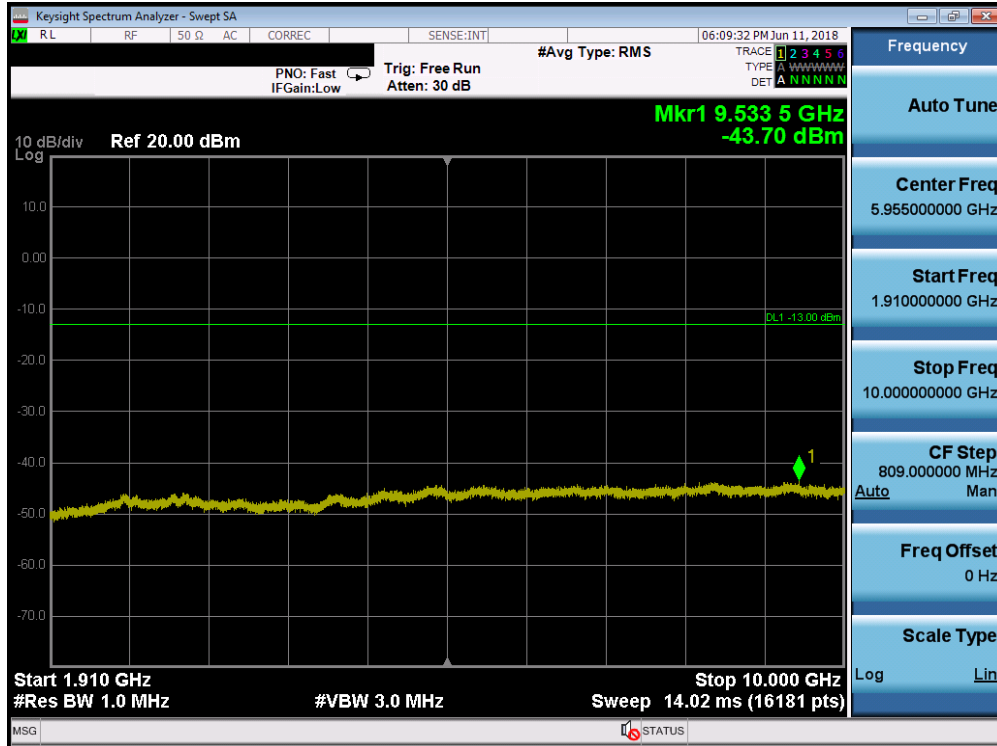


Plot 7-108. Conducted Spurious Plot (Band 2 - 10.0MHz QPSK - RB Size 1, RB Offset 0 - Low Channel)

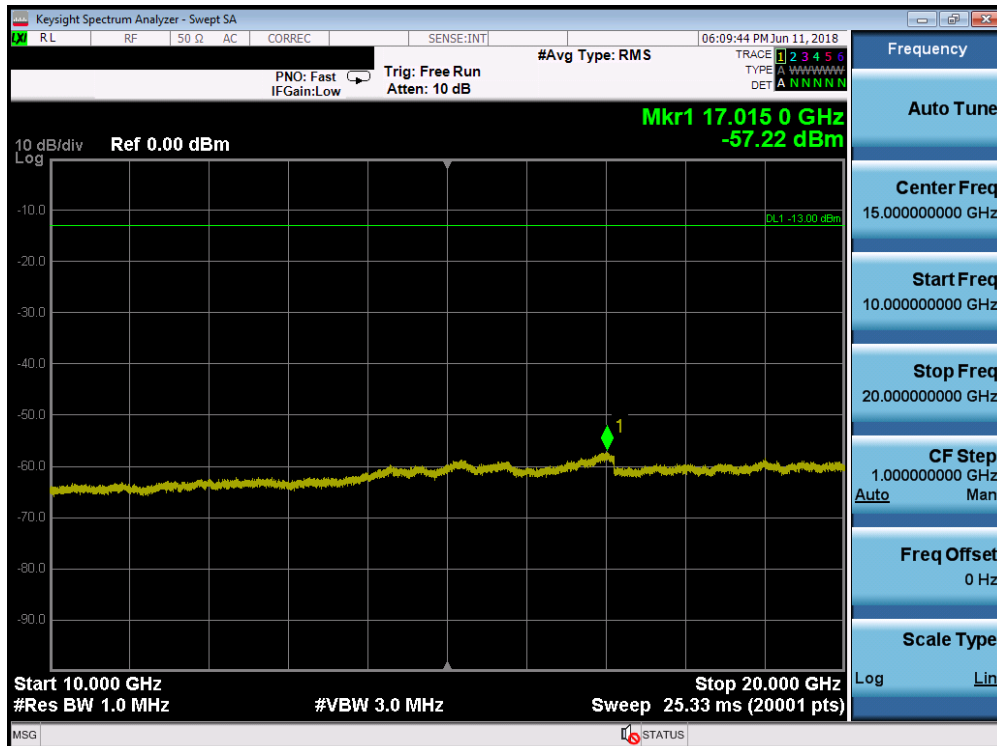


Plot 7-109. Conducted Spurious Plot (Band 2 - 10.0MHz QPSK - RB Size 1, RB Offset 0 - Mid Channel)

FCC ID: A3LSMT837A		MEASUREMENT REPORT (CERTIFICATION)		Approved by: Quality Manager
Test Report S/N: 1M1806180124-03.A3L	Test Dates: 5/31-7/18/2018	EUT Type: Portable Tablet		Page 73 of 180

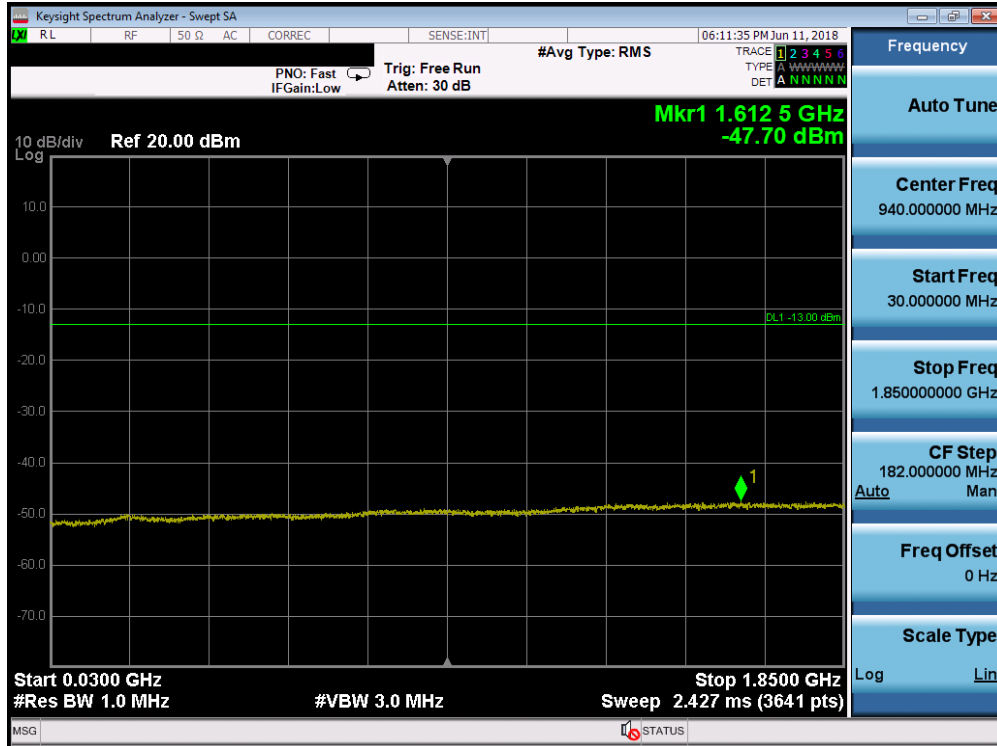


Plot 7-110. Conducted Spurious Plot (Band 2 - 10.0MHz QPSK - RB Size 1, RB Offset 0 - Mid Channel)

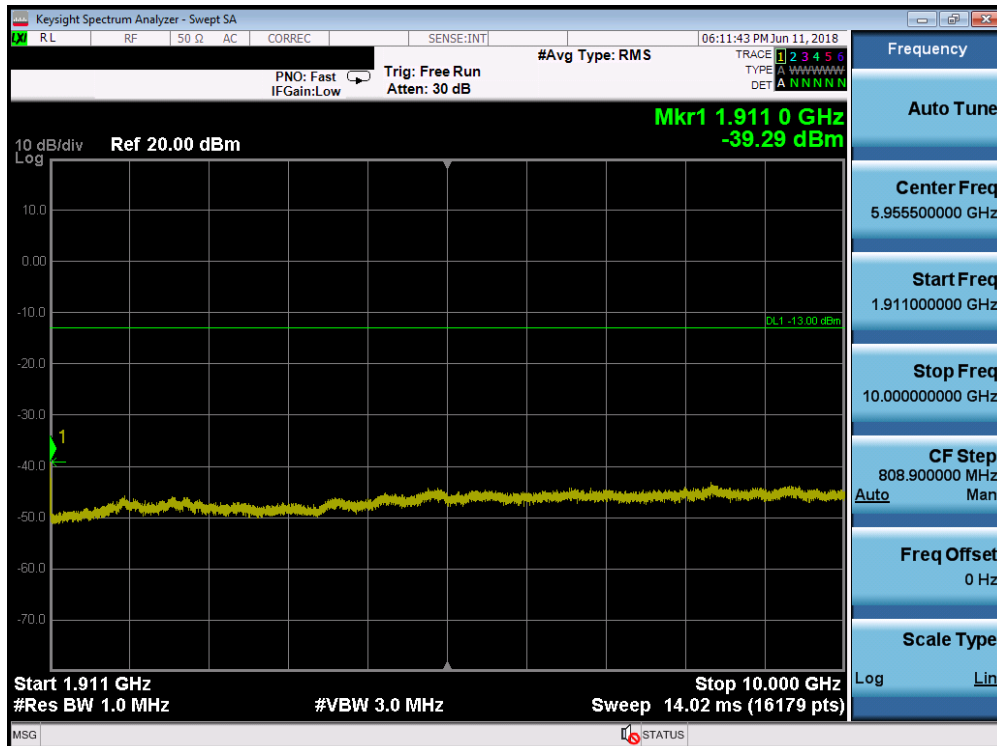


Plot 7-111. Conducted Spurious Plot (Band 2 - 10.0MHz QPSK - RB Size 1, RB Offset 0 - Mid Channel)

FCC ID: A3LSMT837A	PCTEST ENGINEERING LABORATORY, INC.	MEASUREMENT REPORT (CERTIFICATION)	SAMSUNG	Approved by: Quality Manager
Test Report S/N: 1M1806180124-03.A3L	Test Dates: 5/31-7/18/2018	EUT Type: Portable Tablet		Page 74 of 180

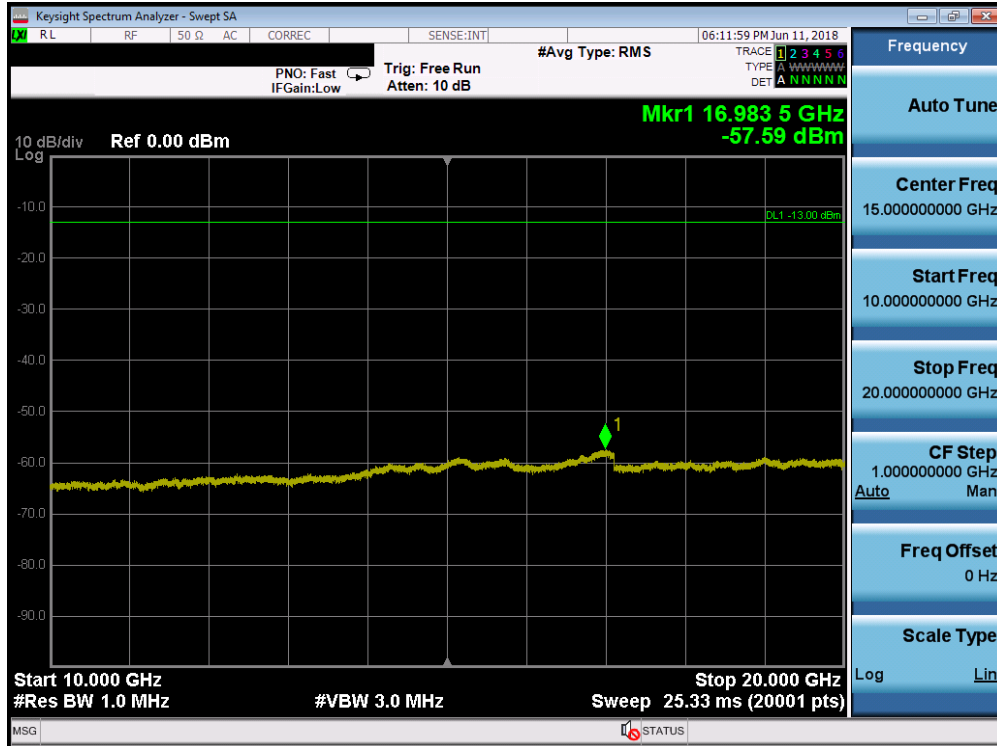


Plot 7-112. Conducted Spurious Plot (Band 2 - 10.0MHz QPSK - RB Size 1, RB Offset 0 - High Channel)



Plot 7-113. Conducted Spurious Plot (Band 2 - 10.0MHz QPSK - RB Size 1, RB Offset 0 - High Channel)

FCC ID: A3LSMT837A	PCTEST ENGINEERING LABORATORY, INC.	MEASUREMENT REPORT (CERTIFICATION)	SAMSUNG	Approved by: Quality Manager
Test Report S/N: 1M1806180124-03.A3L	Test Dates: 5/31-7/18/2018	EUT Type: Portable Tablet		Page 75 of 180



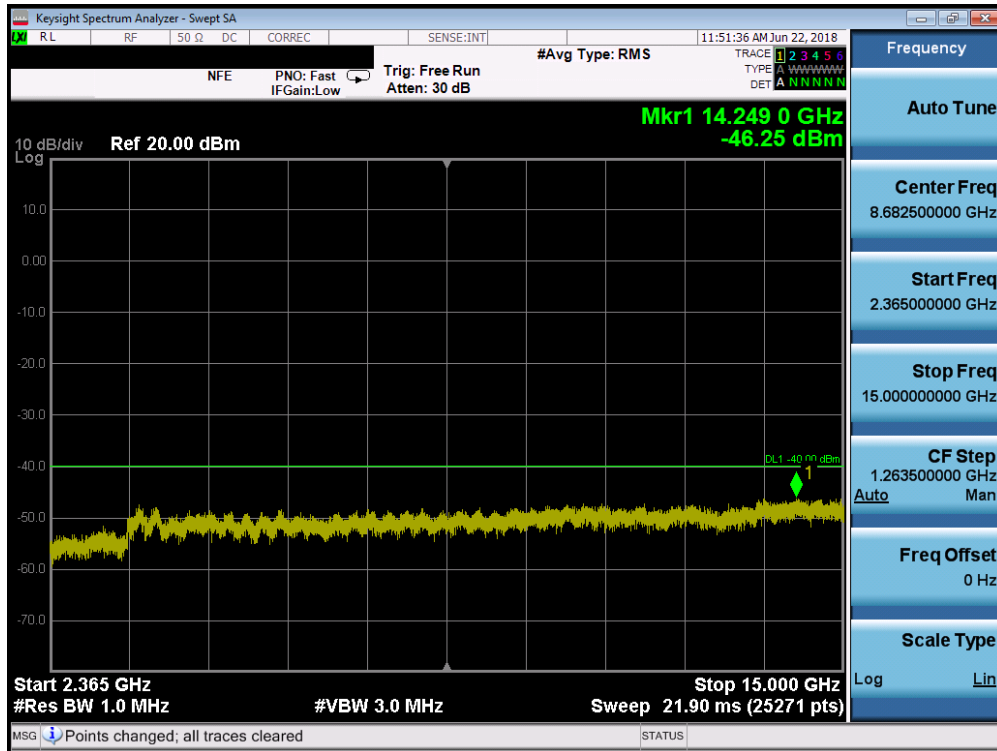
Plot 7-114. Conducted Spurious Plot (Band 2 - 10.0MHz QPSK - RB Size 1, RB Offset 0 - High Channel)

FCC ID: A3LSMT837A	 <b>MEASUREMENT REPORT (CERTIFICATION)</b>			Approved by: Quality Manager
Test Report S/N: 1M1806180124-03.A3L	Test Dates: 5/31-7/18/2018	EUT Type: Portable Tablet		Page 76 of 180

**Band 30**

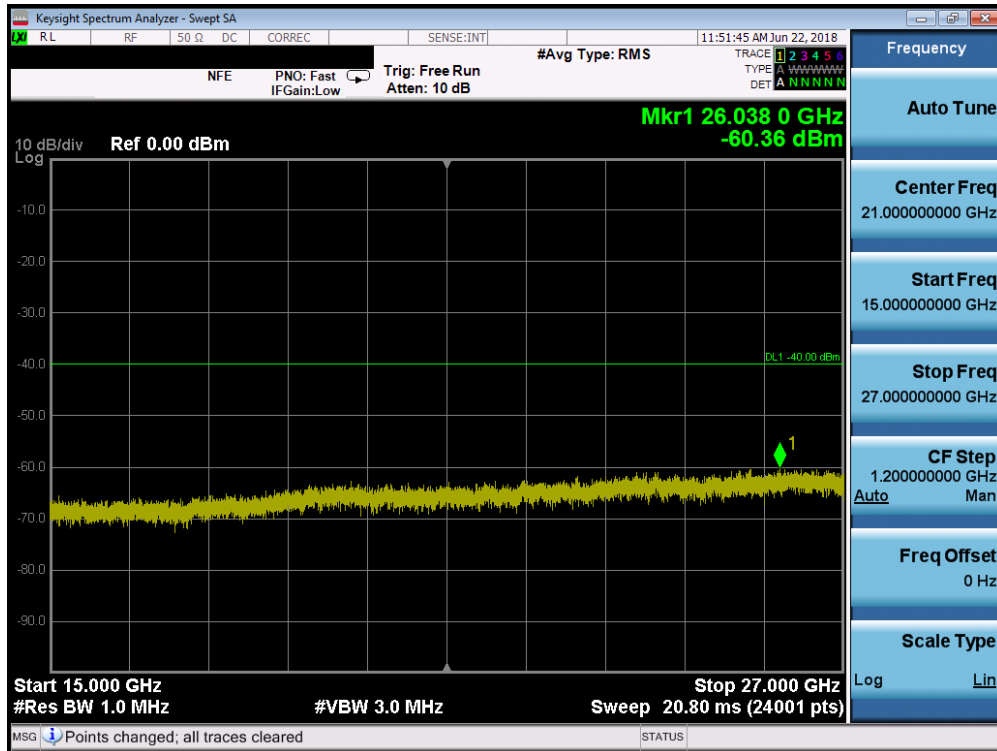


**Plot 7-115. Conducted Spurious Plot (Band 30 - 5.0MHz QPSK - RB Size 1, RB Offset 0 - Low Channel)**

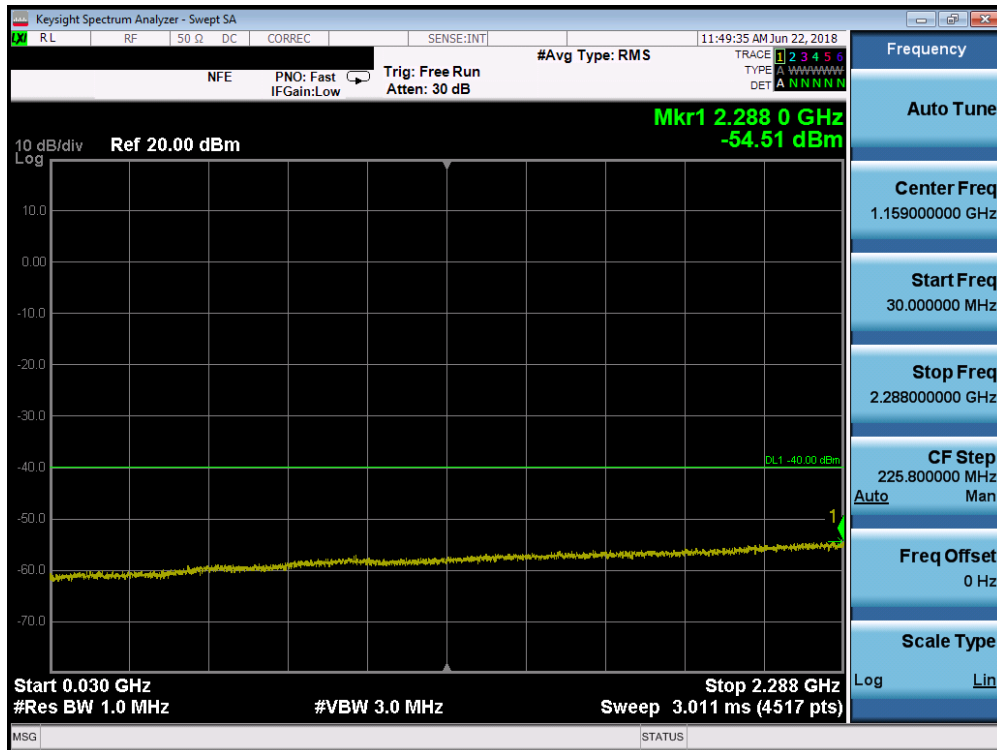


**Plot 7-116. Conducted Spurious Plot (Band 30 - 5.0MHz QPSK - RB Size 1, RB Offset 0 - Low Channel)**

FCC ID: A3LSMT837A	PCTEST ENGINEERING LABORATORY, INC.	MEASUREMENT REPORT (CERTIFICATION)		Approved by: Quality Manager
Test Report S/N: 1M1806180124-03.A3L	Test Dates: 5/31-7/18/2018	EUT Type: Portable Tablet		Page 77 of 180

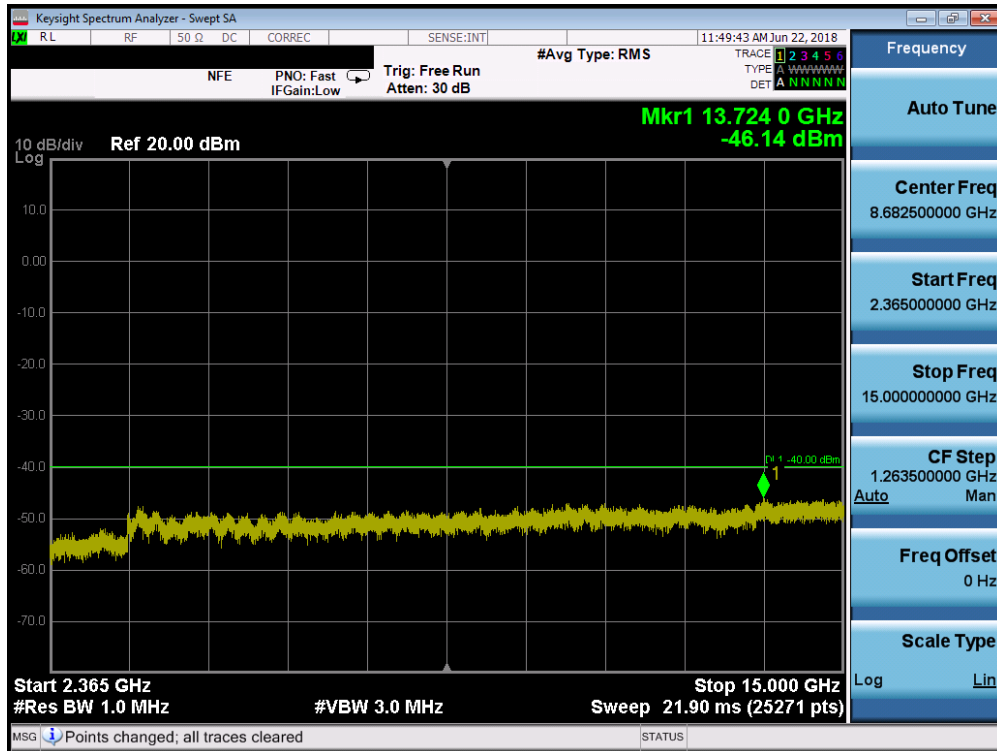


Plot 7-117. Conducted Spurious Plot (Band 30 - 5.0MHz QPSK - RB Size 1, RB Offset 0 - Low Channel)

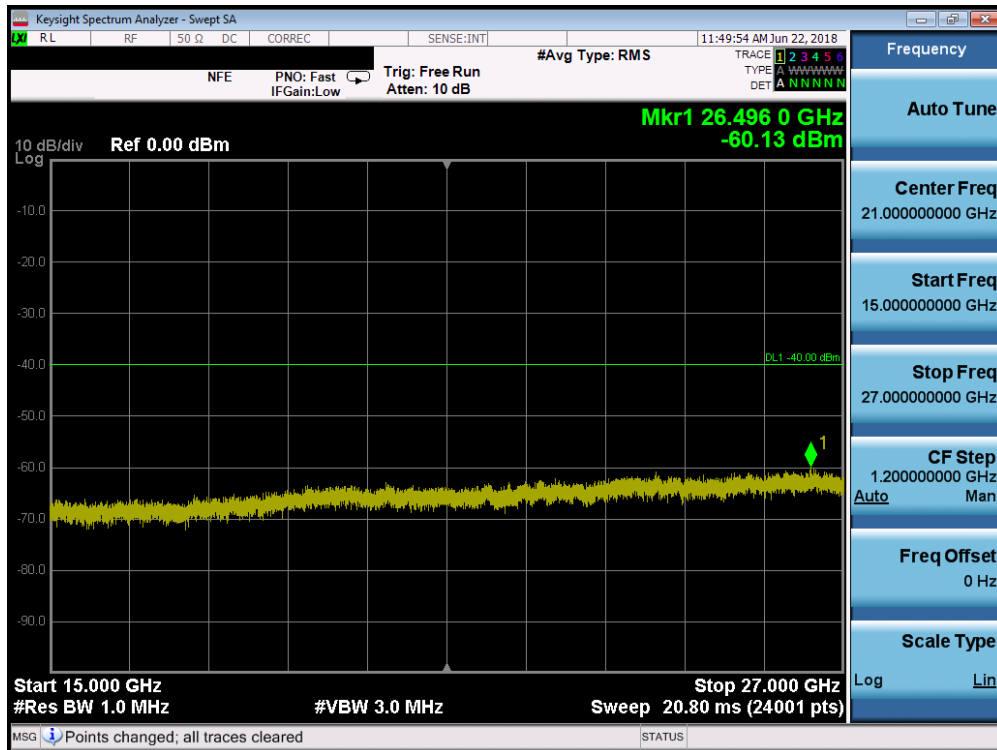


Plot 7-118. Conducted Spurious Plot (Band 30 - 5.0MHz QPSK - RB Size 1, RB Offset 0 - Mid Channel)

FCC ID: A3LSMT837A	PCTEST ENGINEERING LABORATORY, INC.	MEASUREMENT REPORT (CERTIFICATION)	SAMSUNG	Approved by: Quality Manager
Test Report S/N: 1M1806180124-03.A3L	Test Dates: 5/31-7/18/2018	EUT Type: Portable Tablet		Page 78 of 180

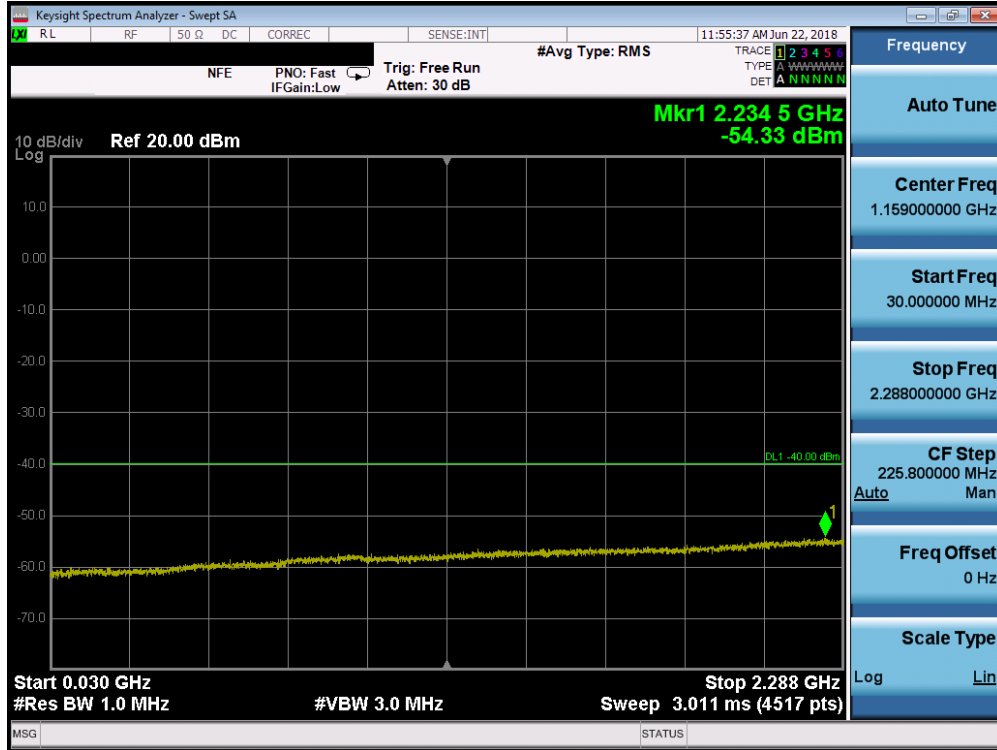


Plot 7-119. Conducted Spurious Plot (Band 30 - 5.0MHz QPSK - RB Size 1, RB Offset 0 - Mid Channel)

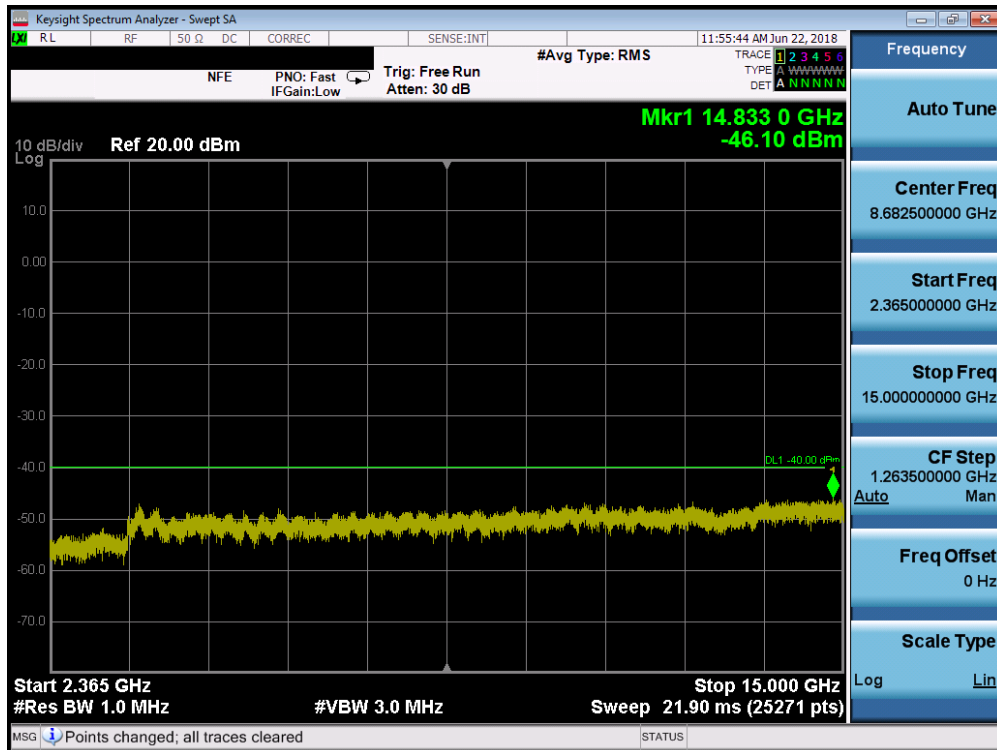


Plot 7-120. Conducted Spurious Plot (Band 30 - 5.0MHz QPSK - RB Size 1, RB Offset 0 - Mid Channel)

FCC ID: A3LSMT837A	PCTEST ENGINEERING LABORATORY, INC.	MEASUREMENT REPORT (CERTIFICATION)	SAMSUNG	Approved by: Quality Manager
Test Report S/N: 1M1806180124-03.A3L	Test Dates: 5/31-7/18/2018	EUT Type: Portable Tablet		Page 79 of 180

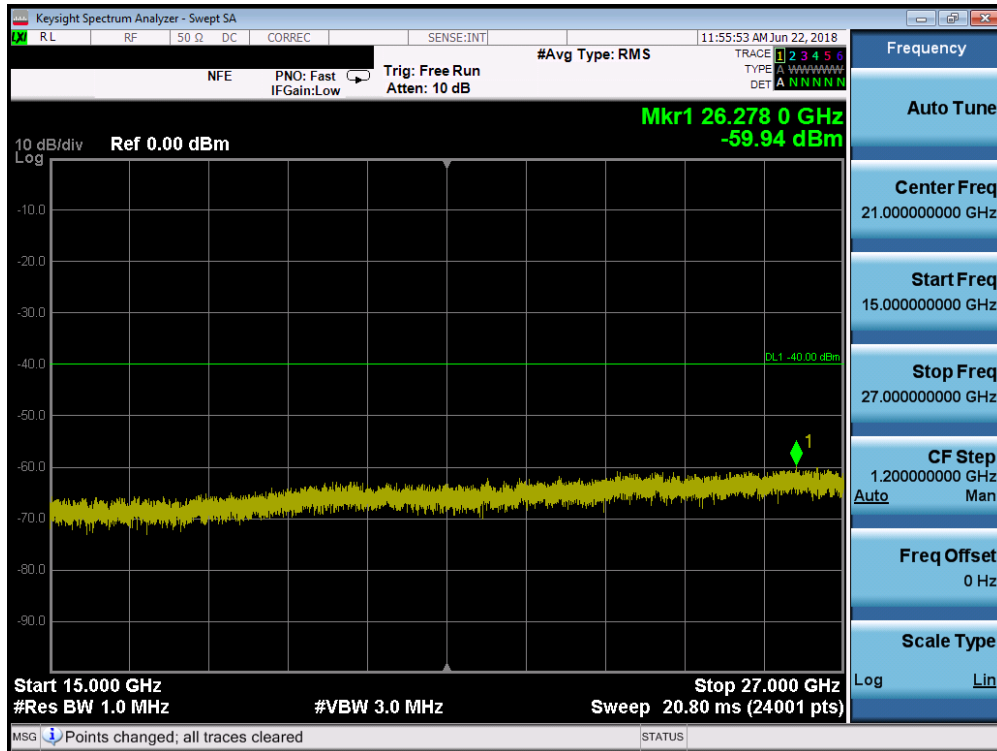


Plot 7-121. Conducted Spurious Plot (Band 30 - 5.0MHz QPSK - RB Size 1, RB Offset 0 - High Channel)



Plot 7-122. Conducted Spurious Plot (Band 30 - 5.0MHz QPSK - RB Size 1, RB Offset 0 - High Channel)

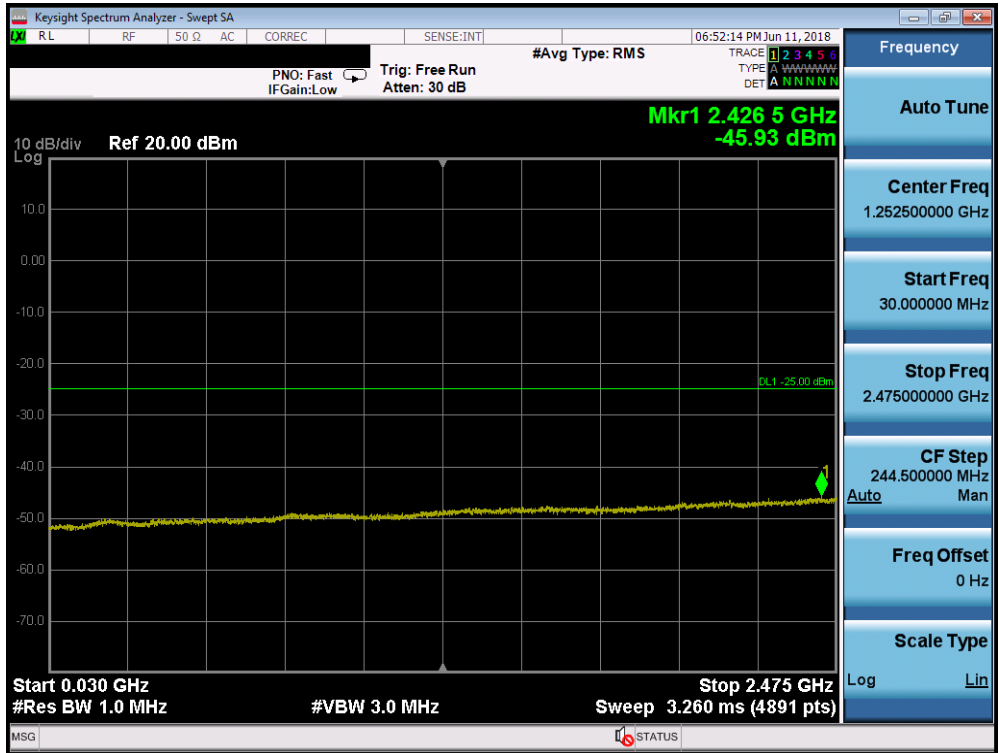
FCC ID: A3LSMT837A		MEASUREMENT REPORT (CERTIFICATION)		Approved by: Quality Manager
Test Report S/N: 1M1806180124-03.A3L	Test Dates: 5/31-7/18/2018	EUT Type: Portable Tablet		Page 80 of 180



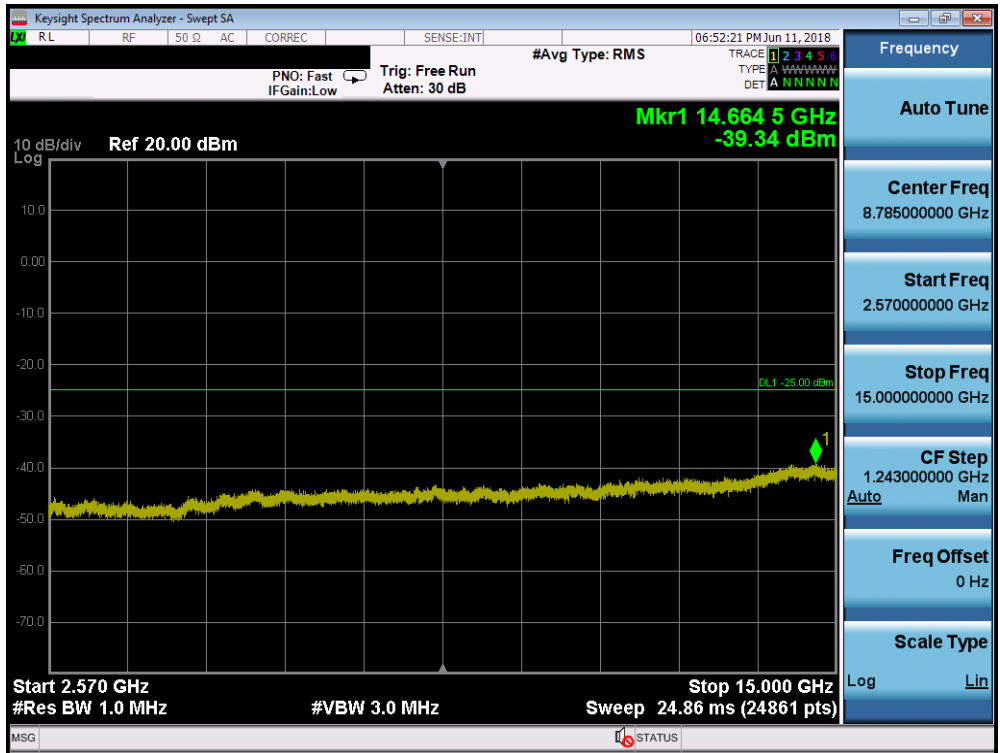
**Plot 7-123. Conducted Spurious Plot (Band 30 - 5.0MHz QPSK - RB Size 1, RB Offset 0 - High Channel)**

FCC ID: A3LSMT837A	 <b>MEASUREMENT REPORT (CERTIFICATION)</b>			Approved by: Quality Manager
Test Report S/N: 1M1806180124-03.A3L	Test Dates: 5/31-7/18/2018	EUT Type: Portable Tablet		Page 81 of 180

**Band 7**



Plot 7-124. Conducted Spurious Plot (Band 7 - 5.0MHz QPSK - RB Size 1, RB Offset 0 - Low Channel)

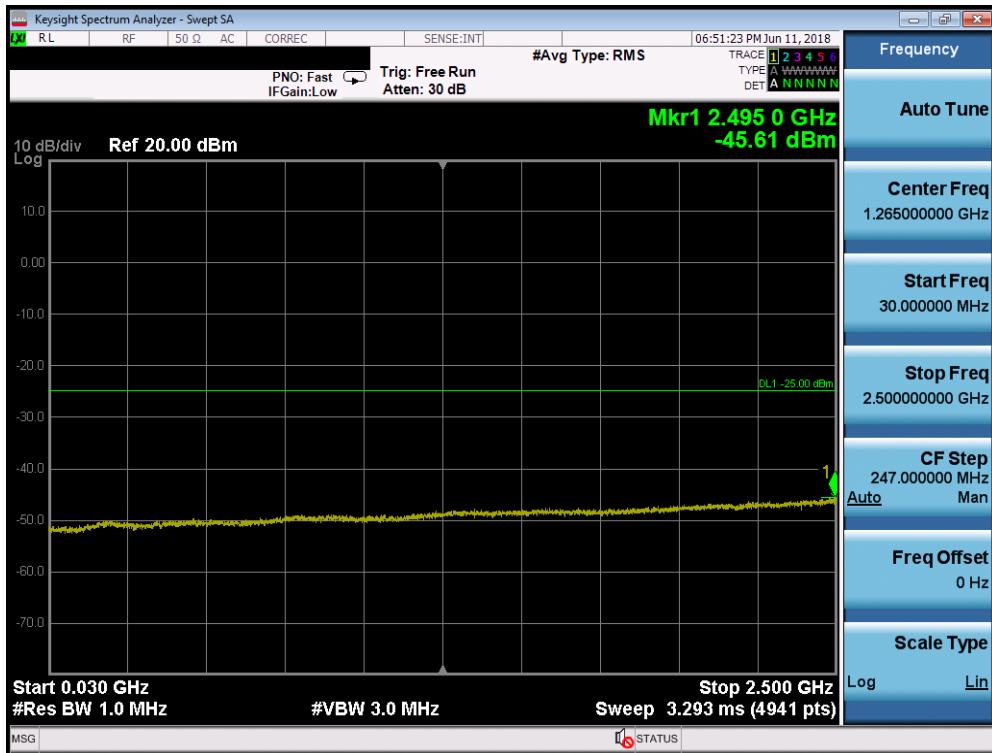


Plot 7-125. Conducted Spurious Plot (Band 7 - 5.0MHz QPSK - RB Size 1, RB Offset 0 - Low Channel)

FCC ID: A3LSMT837A	PCTEST ENGINEERING LABORATORY, INC.	MEASUREMENT REPORT (CERTIFICATION)		Approved by: Quality Manager
Test Report S/N: 1M1806180124-03.A3L	Test Dates: 5/31-7/18/2018	EUT Type: Portable Tablet		Page 82 of 180

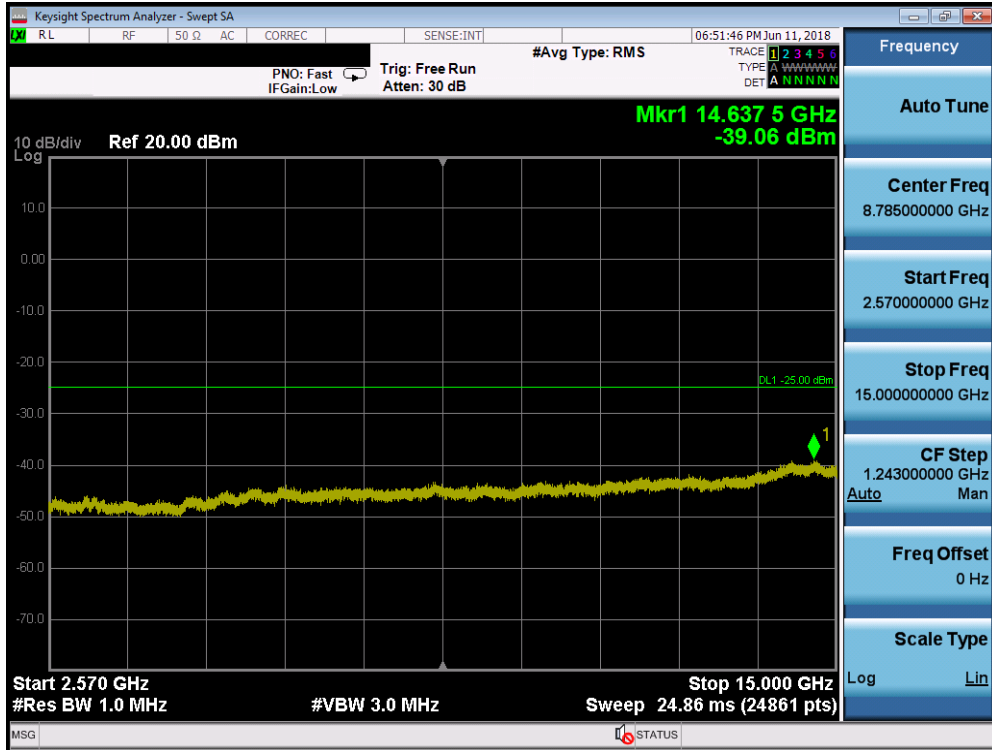


Plot 7-126. Conducted Spurious Plot (Band 7 - 5.0MHz QPSK - RB Size 1, RB Offset 0 - Low Channel)

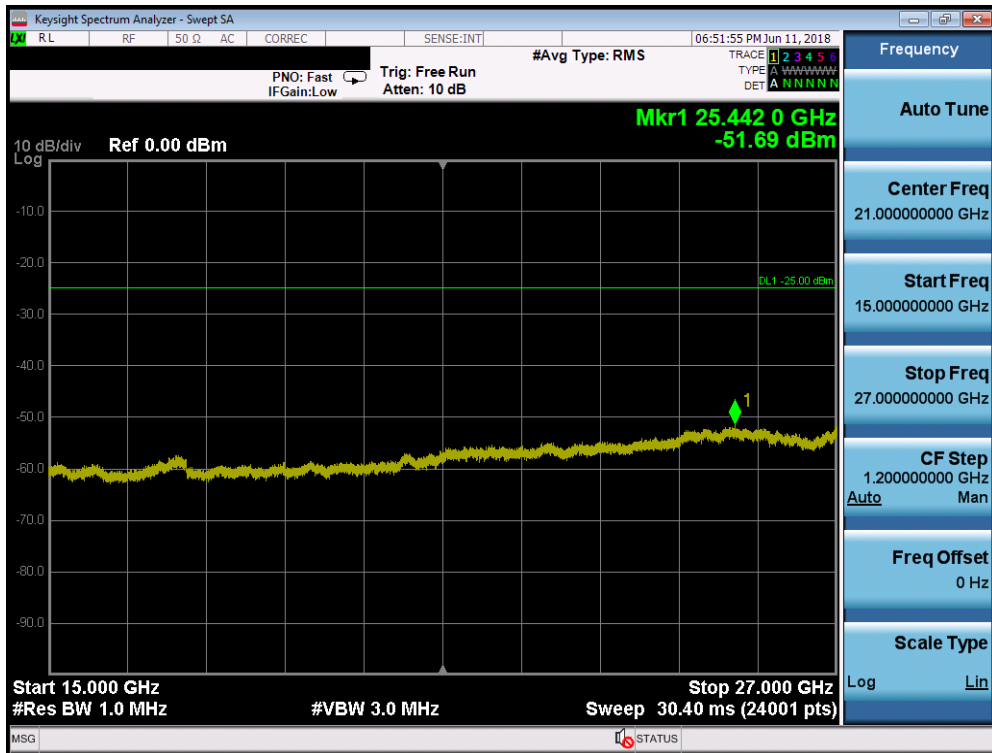


Plot 7-127. Conducted Spurious Plot (Band 7 - 5.0MHz QPSK - RB Size 1, RB Offset 0 - Mid Channel)

FCC ID: A3LSMT837A	PCTEST ENGINEERING LABORATORY, INC.	MEASUREMENT REPORT (CERTIFICATION)	SAMSUNG	Approved by: Quality Manager
Test Report S/N: 1M1806180124-03.A3L	Test Dates: 5/31-7/18/2018	EUT Type: Portable Tablet		Page 83 of 180

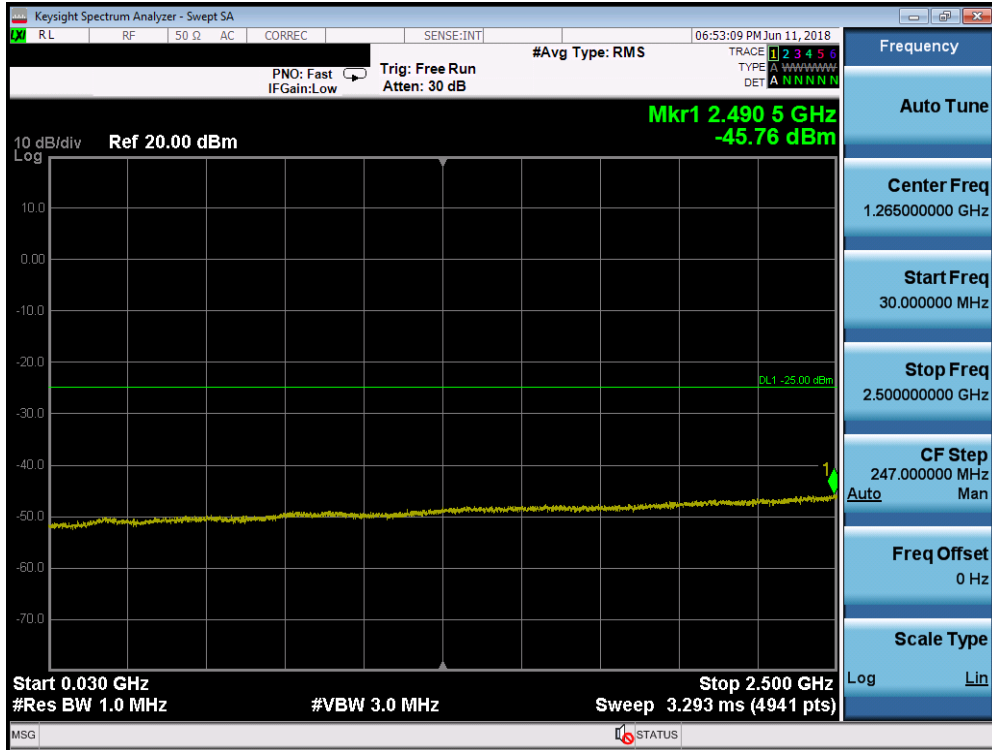


Plot 7-128. Conducted Spurious Plot (Band 7 - 5.0MHz QPSK - RB Size 1, RB Offset 0 - Mid Channel)



Plot 7-129. Conducted Spurious Plot (Band 7 - 5.0MHz QPSK - RB Size 1, RB Offset 0 - Mid Channel)

FCC ID: A3LSMT837A		MEASUREMENT REPORT (CERTIFICATION)		Approved by: Quality Manager
Test Report S/N: 1M1806180124-03.A3L	Test Dates: 5/31-7/18/2018	EUT Type: Portable Tablet		Page 84 of 180

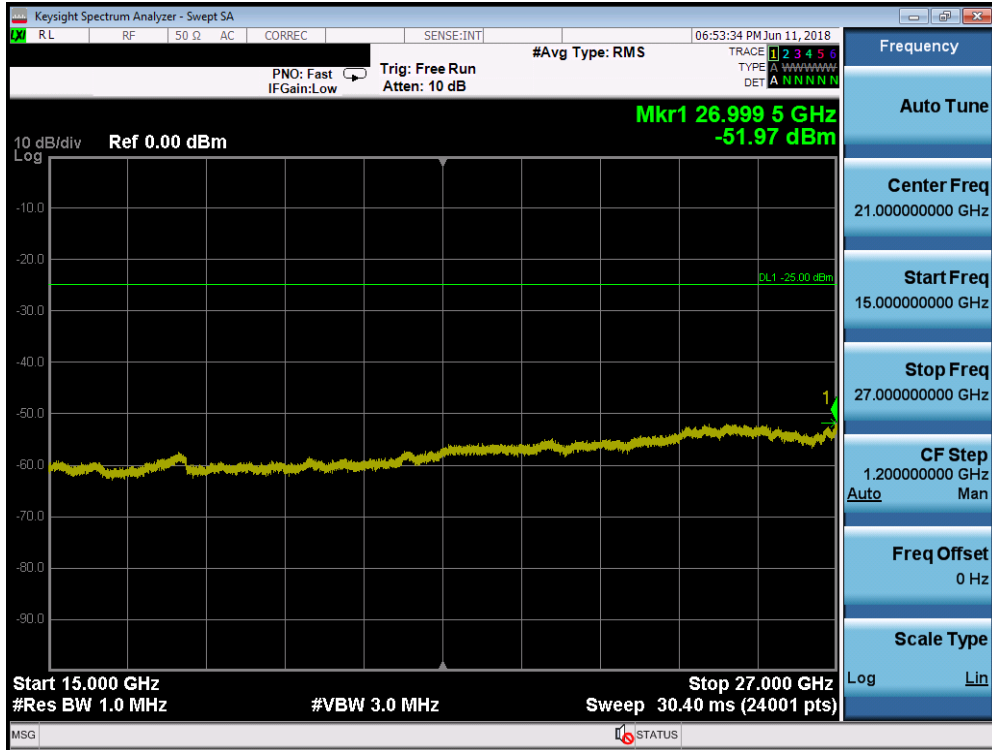


Plot 7-130. Conducted Spurious Plot (Band 7 - 5.0MHz QPSK - RB Size 1, RB Offset 0 - High Channel)



Plot 7-131. Conducted Spurious Plot (Band 7 - 5.0MHz QPSK - RB Size 1, RB Offset 0 - High Channel)

FCC ID: A3LSMT837A	PCTEST ENGINEERING LABORATORY, INC.	MEASUREMENT REPORT (CERTIFICATION)	SAMSUNG	Approved by: Quality Manager
Test Report S/N: 1M1806180124-03.A3L	Test Dates: 5/31-7/18/2018	EUT Type: Portable Tablet		Page 85 of 180



Plot 7-132. Conducted Spurious Plot (Band 7 - 5.0MHz QPSK - RB Size 1, RB Offset 0 - High Channel)

FCC ID: A3LSMT837A	 <b>MEASUREMENT REPORT (CERTIFICATION)</b>			Approved by: Quality Manager
Test Report S/N: 1M1806180124-03.A3L	Test Dates: 5/31-7/18/2018	EUT Type: Portable Tablet		Page 86 of 180

## 7.4 Band Edge Emissions at Antenna Terminal

### Test Overview

All out of band emissions are measured with a spectrum analyzer connected to the antenna terminal of the EUT while the EUT is operating at its maximum duty cycle, at maximum power, and at the appropriate frequencies. All data rates were investigated to determine the worst case configuration. All modes of operation were investigated and the worst case configuration results are reported in this section.

***The minimum permissible attenuation level of any spurious emission is  $43 + \log_{10}(P_{[Watts]})$ , where  $P$  is the transmitter power in Watts.***

### Test Procedure Used


KDB 971168 D01 v03r01 – Section 6.0

### Test Settings

1. Start and stop frequency were set such that the band edge would be placed in the center of the plot
2. Span was set large enough so as to capture all out of band emissions near the band edge
3. RBW  $\geq$  1% of the emission bandwidth
4. VBW  $\geq$  3 x RBW
5. Detector = RMS
6. Number of sweep points  $\geq$  2 x Span/RBW
7. Trace mode = trace average
8. Sweep time = auto couple
9. The trace was allowed to stabilize

### Test Setup

The EUT and measurement equipment were set up as shown in the diagram below.



**Figure 7-3. Test Instrument & Measurement Setup**

FCC ID: A3LSMT837A	 <b>MEASUREMENT REPORT (CERTIFICATION)</b>			<b>Approved by:</b> Quality Manager
<b>Test Report S/N:</b> 1M1806180124-03.A3L	<b>Test Dates:</b> 5/31-7/18/2018	<b>EUT Type:</b> Portable Tablet	Page 87 of 180	

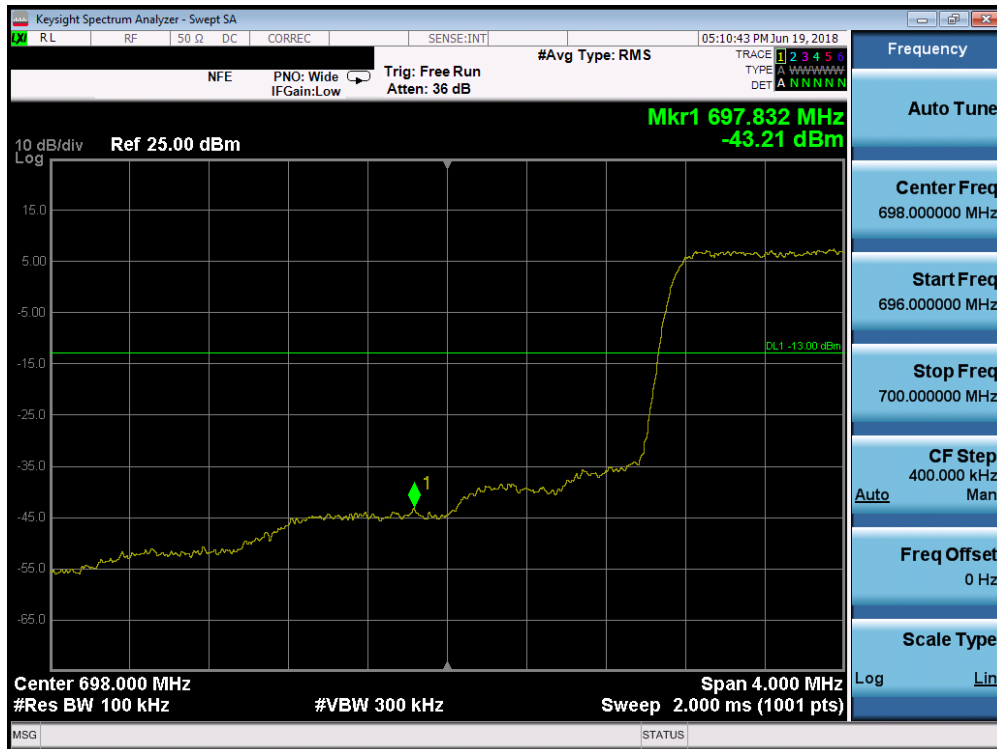
### Test Notes

Per 22.917(b) in the 1 MHz bands immediately outside and adjacent to the frequency block a resolution bandwidth of at least one percent of the emission bandwidth of the fundamental emission of the transmitter may be employed to demonstrate compliance with the out-of-band emissions limit. The emission bandwidth is defined as the width of the signal between two points, one below the carrier center frequency and one above the carrier center frequency, outside of which all emission are attenuated at least 26 dB below the transmitter power.

Per 27.53(g) for operations in the 698-746 MHz band, in the 100 kHz bands immediately outside and adjacent to the frequency block a resolution bandwidth of at least 30 kHz may be employed to demonstrate compliance with the out-of-band emissions limit.

<b>FCC ID:</b> A3LSMT837A	 <b>MEASUREMENT REPORT (CERTIFICATION)</b> 		<b>Approved by:</b> Quality Manager
<b>Test Report S/N:</b> 1M1806180124-03.A3L	<b>Test Dates:</b> 5/31-7/18/2018	<b>EUT Type:</b> Portable Tablet	Page 88 of 180

**Band 12**

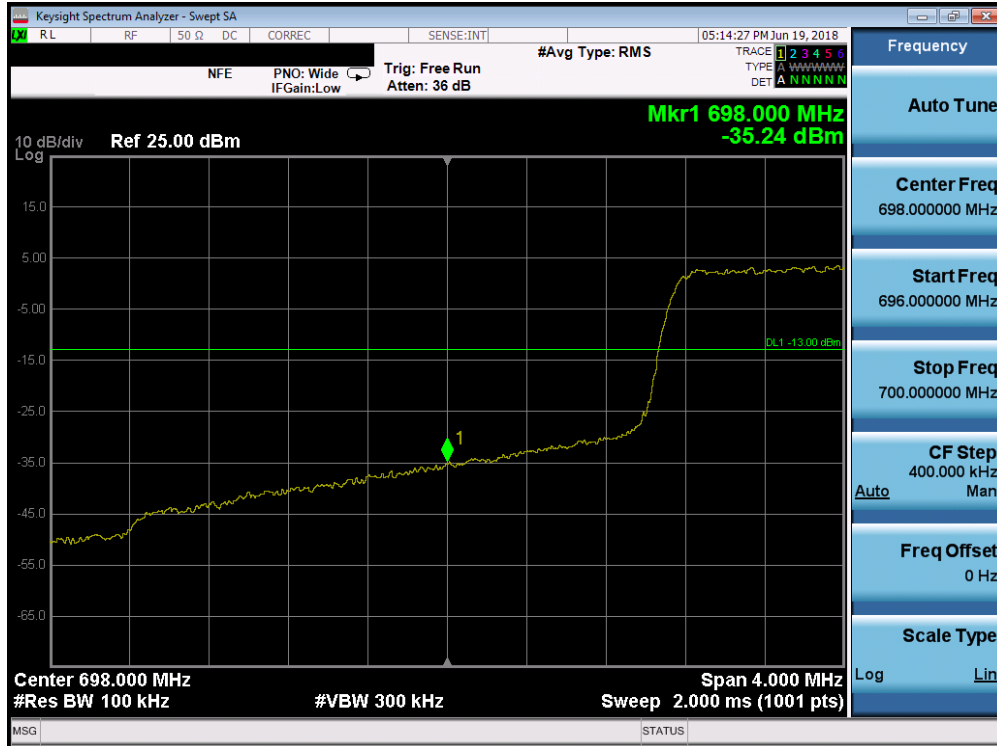


**Plot 7-133. Lower Band Edge Plot (Band 12 - 1.4MHz QPSK - Full RB Configuration)**

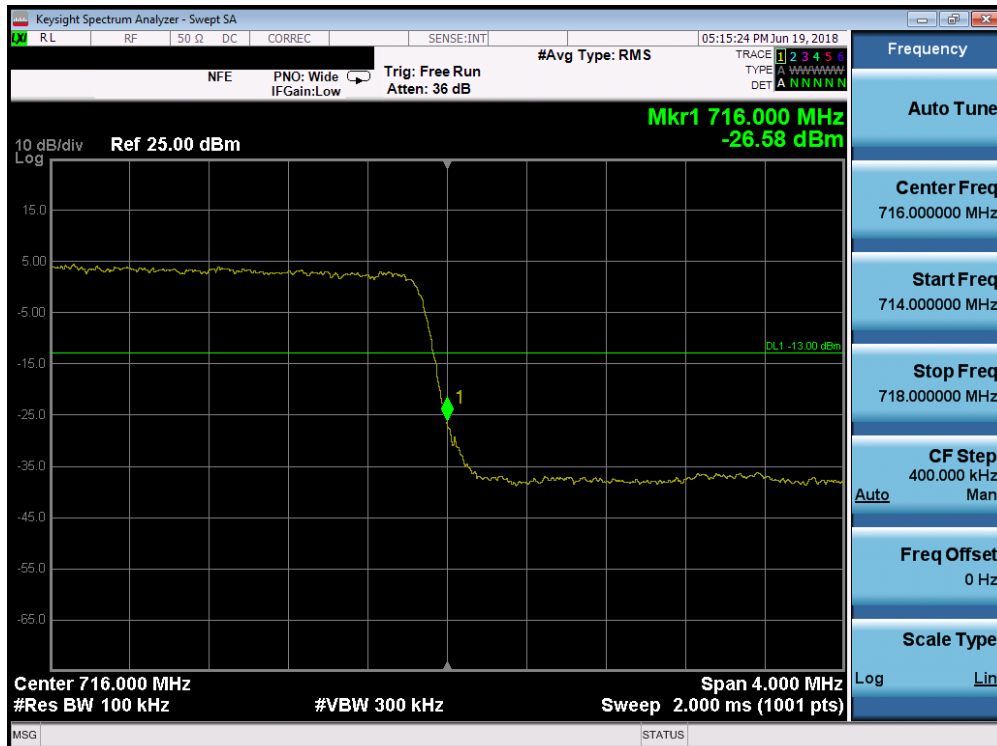


**Plot 7-134. Upper Band Edge Plot (Band 12 - 1.4MHz QPSK - Full RB Configuration)**

FCC ID: A3LSMT837A	PCTEST ENGINEERING LABORATORY, INC.	MEASUREMENT REPORT (CERTIFICATION)	SAMSUNG	Approved by: Quality Manager
Test Report S/N: 1M1806180124-03.A3L	Test Dates: 5/31-7/18/2018	EUT Type: Portable Tablet		Page 89 of 180

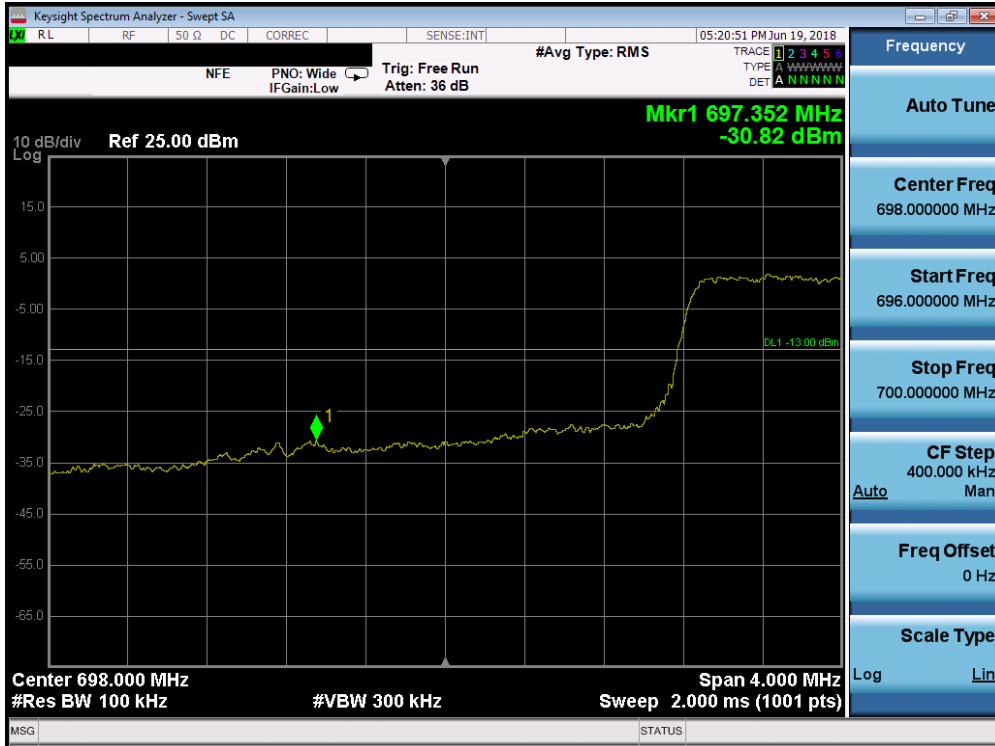


Plot 7-135. Lower Band Edge Plot (Band 12 - 3.0MHz QPSK - Full RB Configuration)



Plot 7-136. Upper Band Edge Plot (Band 12 - 3.0MHz QPSK - Full RB Configuration)

FCC ID: A3LSMT837A		MEASUREMENT REPORT (CERTIFICATION)		Approved by: Quality Manager
Test Report S/N: 1M1806180124-03.A3L	Test Dates: 5/31-7/18/2018	EUT Type: Portable Tablet		Page 90 of 180

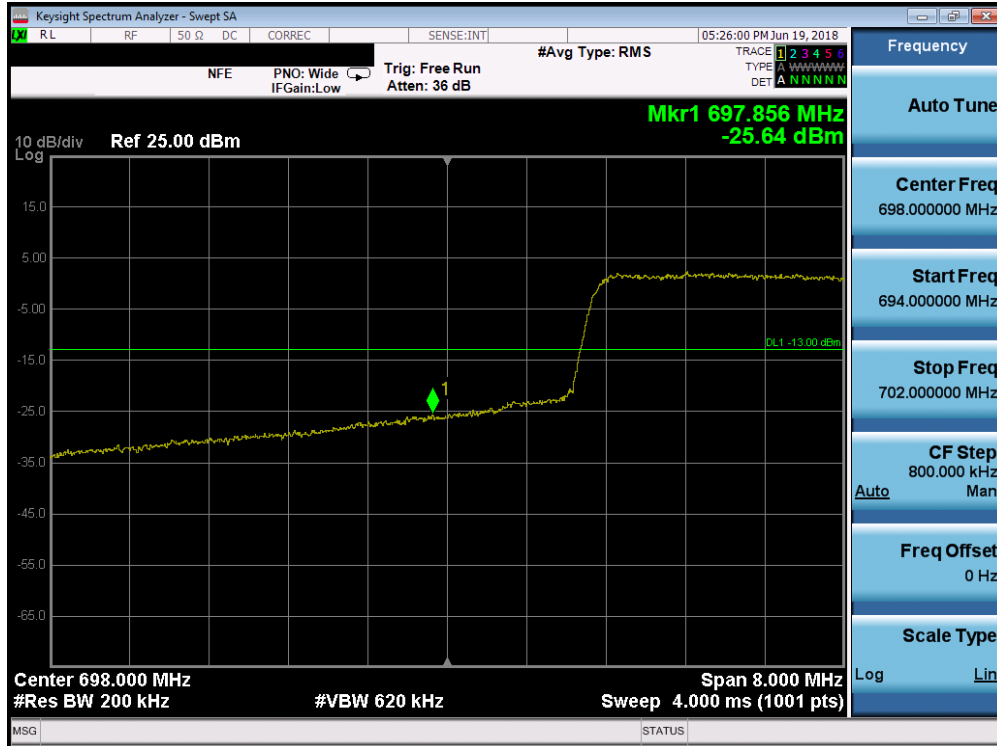


Plot 7-137. Lower Band Edge Plot (Band 12 - 5.0MHz QPSK - Full RB Configuration)



Plot 7-138. Upper Band Edge Plot (Band 12 - 5.0MHz QPSK - Full RB Configuration)

FCC ID: A3LSMT837A		MEASUREMENT REPORT (CERTIFICATION)		Approved by: Quality Manager
Test Report S/N: 1M1806180124-03.A3L	Test Dates: 5/31-7/18/2018	EUT Type: Portable Tablet		Page 91 of 180



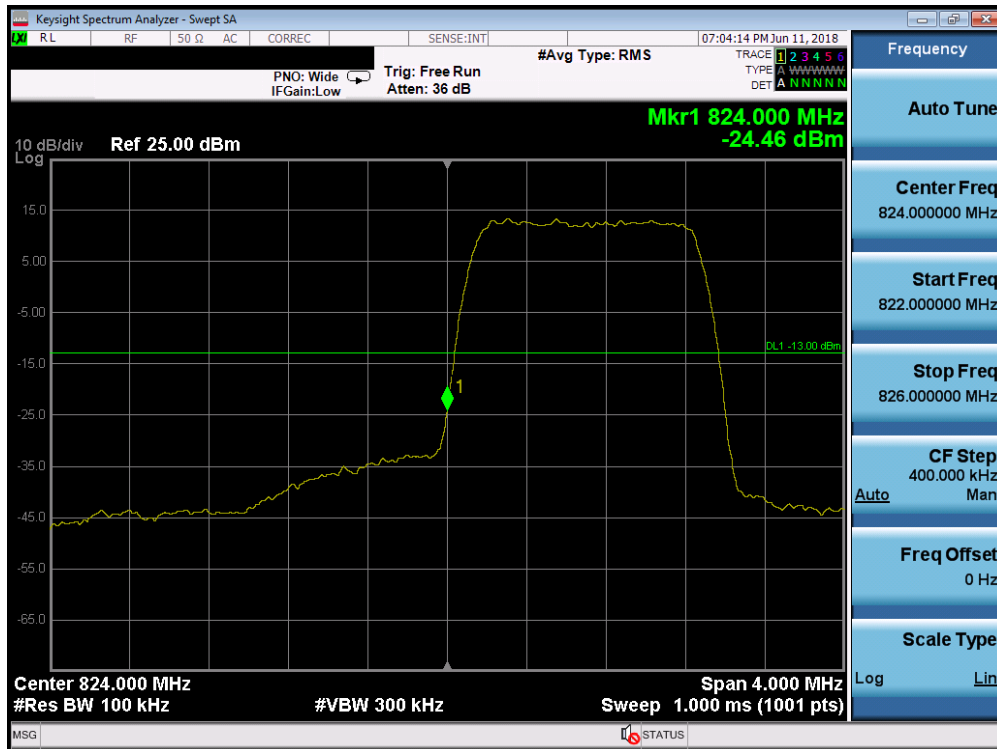
Plot 7-139. Lower Band Edge Plot (Band 12 - 10.0MHz QPSK - Full RB Configuration)



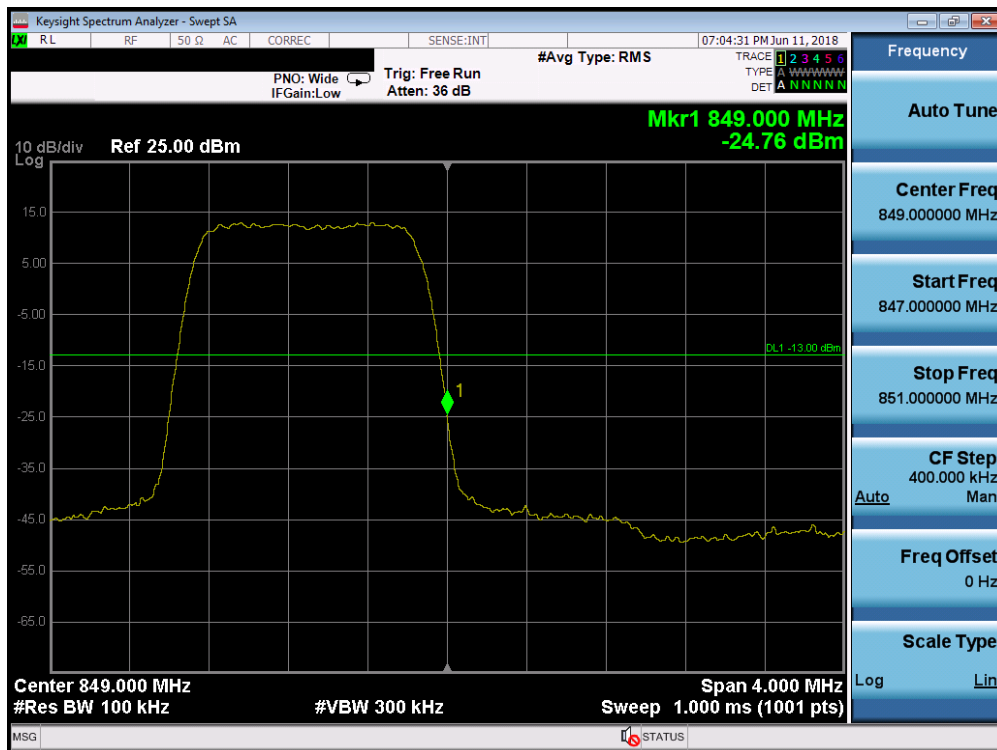
Plot 7-140. Upper Band Edge Plot (Band 12 - 10.0MHz QPSK - Full RB Configuration)

FCC ID: A3LSMT837A	PCTEST ENGINEERING LABORATORY, INC.	MEASUREMENT REPORT (CERTIFICATION)	SAMSUNG	Approved by: Quality Manager
Test Report S/N: 1M1806180124-03.A3L	Test Dates: 5/31-7/18/2018	EUT Type: Portable Tablet		Page 92 of 180

**Band 5**

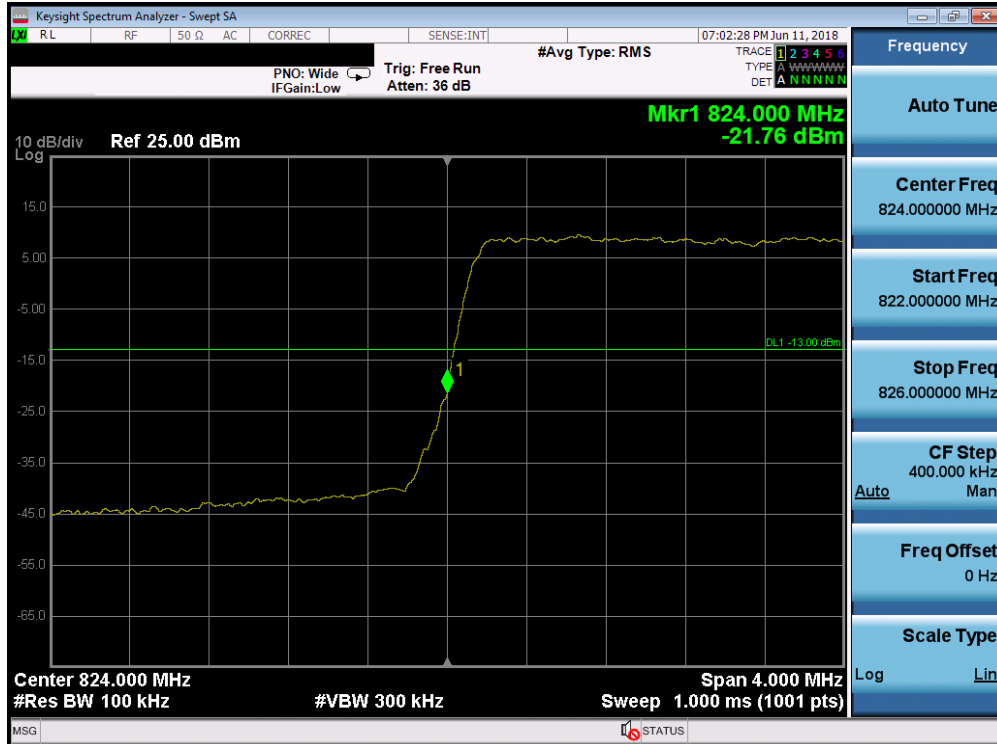


**Plot 7-141. Lower Band Edge Plot (Band 5 - 1.4MHz QPSK - Full RB Configuration)**

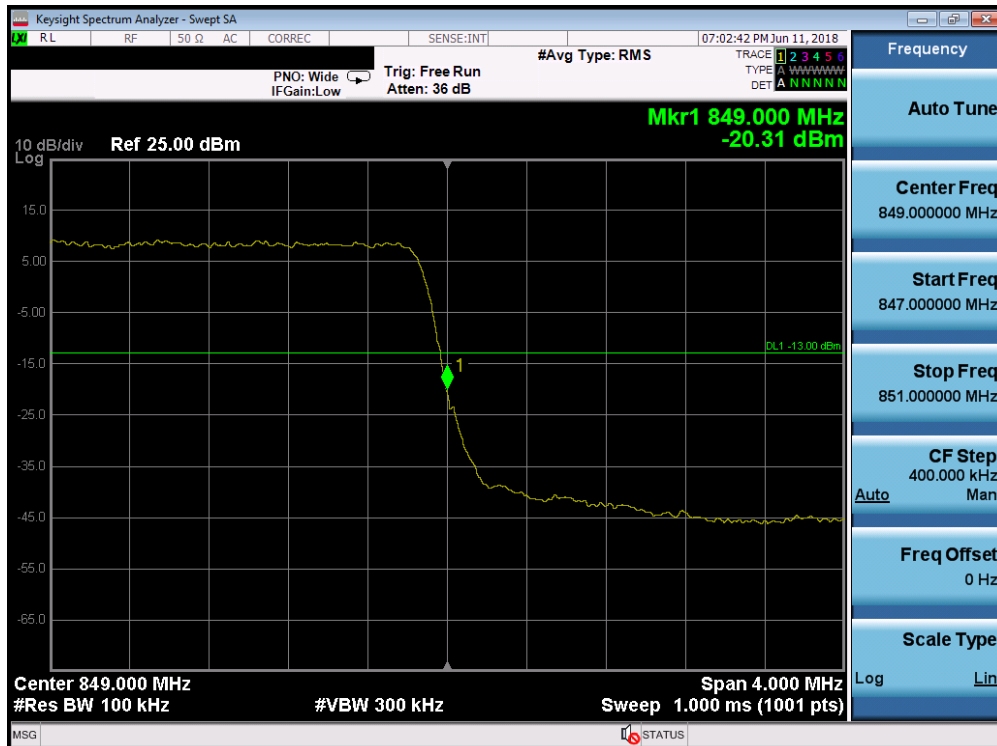


**Plot 7-142. Upper Band Edge Plot (Band 5 - 1.4MHz QPSK - Full RB Configuration)**

FCC ID: A3LSMT837A		MEASUREMENT REPORT (CERTIFICATION)		Approved by: Quality Manager
Test Report S/N: 1M1806180124-03.A3L	Test Dates: 5/31-7/18/2018	EUT Type: Portable Tablet		Page 93 of 180

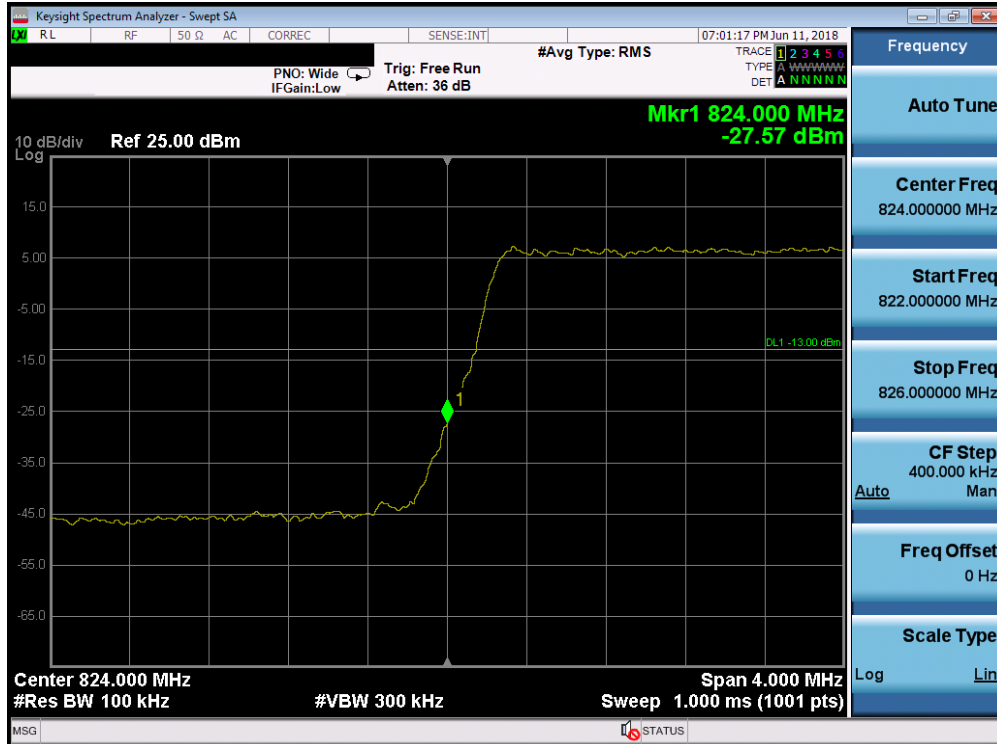


Plot 7-143. Lower Band Edge Plot (Band 5 - 3.0MHz QPSK - Full RB Configuration)



Plot 7-144. Upper Band Edge Plot (Band 5 - 3.0MHz QPSK - Full RB Configuration)

FCC ID: A3LSMT837A	PCTEST ENGINEERING LABORATORY, INC.	MEASUREMENT REPORT (CERTIFICATION)	SAMSUNG	Approved by: Quality Manager
Test Report S/N: 1M1806180124-03.A3L	Test Dates: 5/31-7/18/2018	EUT Type: Portable Tablet		Page 94 of 180

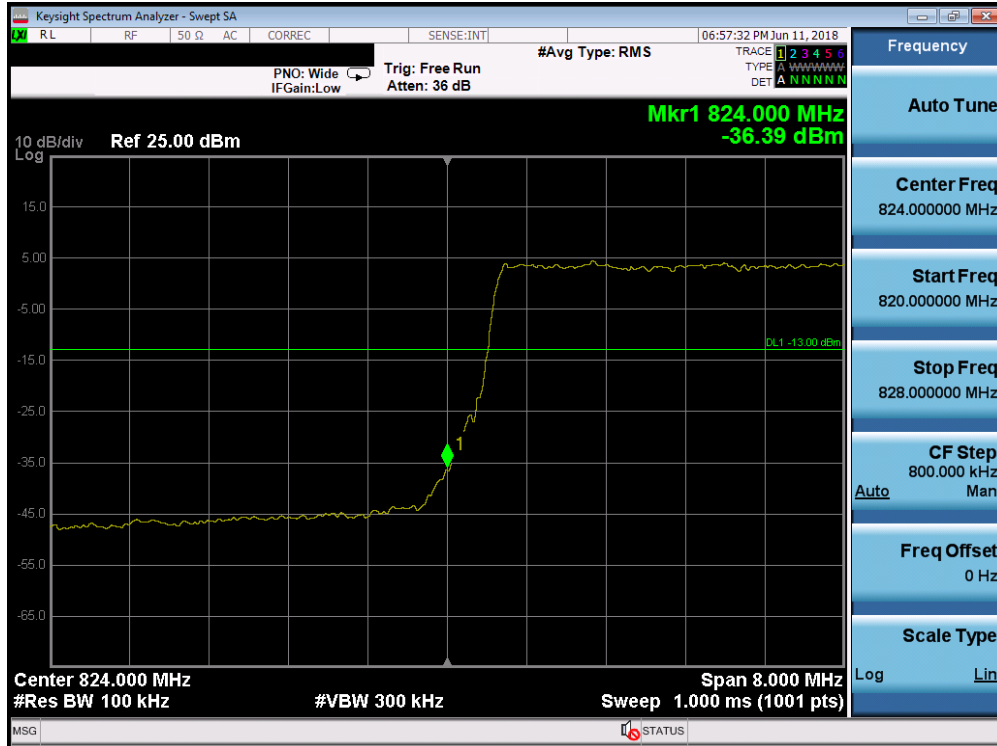


Plot 7-145. Lower Band Edge Plot (Band 5 - 5.0MHz QPSK - Full RB Configuration)



Plot 7-146. Upper Band Edge Plot (Band 5 - 5.0MHz QPSK - Full RB Configuration)

FCC ID: A3LSMT837A		MEASUREMENT REPORT (CERTIFICATION)		Approved by: Quality Manager
Test Report S/N: 1M1806180124-03.A3L	Test Dates: 5/31-7/18/2018	EUT Type: Portable Tablet		Page 95 of 180



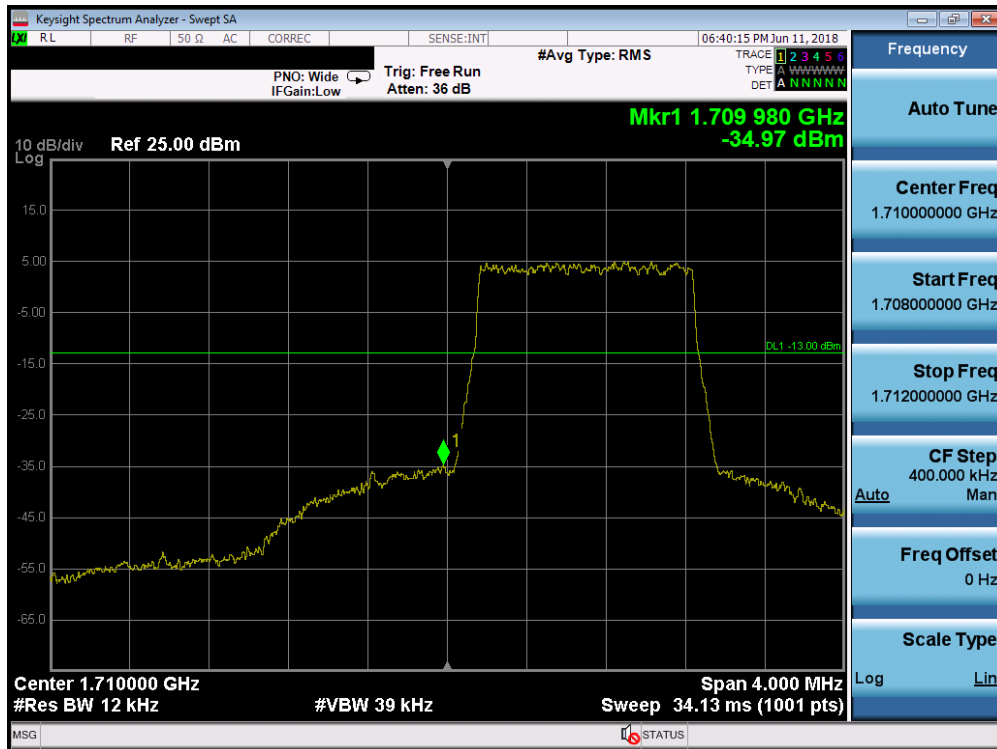
Plot 7-147. Lower Band Edge Plot (Band 5 - 10.0MHz QPSK - Full RB Configuration)



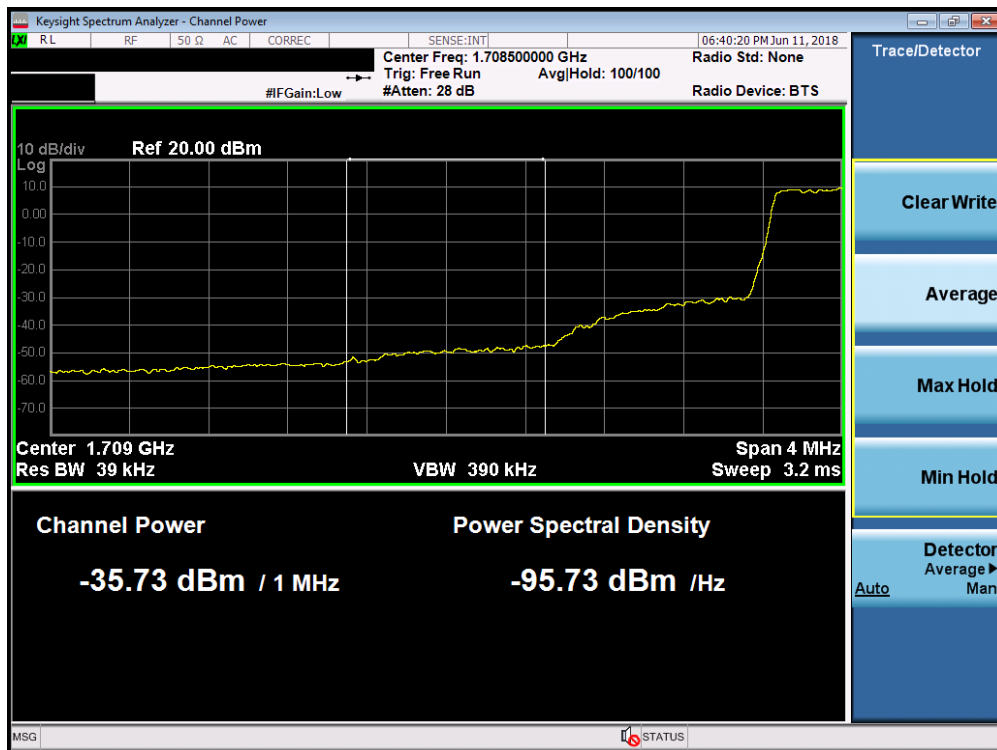
Plot 7-148. Upper Band Edge Plot (Band 5 - 10.0MHz QPSK - Full RB Configuration)

FCC ID: A3LSMT837A		MEASUREMENT REPORT (CERTIFICATION)		Approved by: Quality Manager
Test Report S/N: 1M1806180124-03.A3L	Test Dates: 5/31-7/18/2018	EUT Type: Portable Tablet		Page 96 of 180

**Band 66/4**



**Plot 7-149. Lower Band Edge Plot (Band 66/4 - 1.4MHz QPSK - Full RB Configuration)**

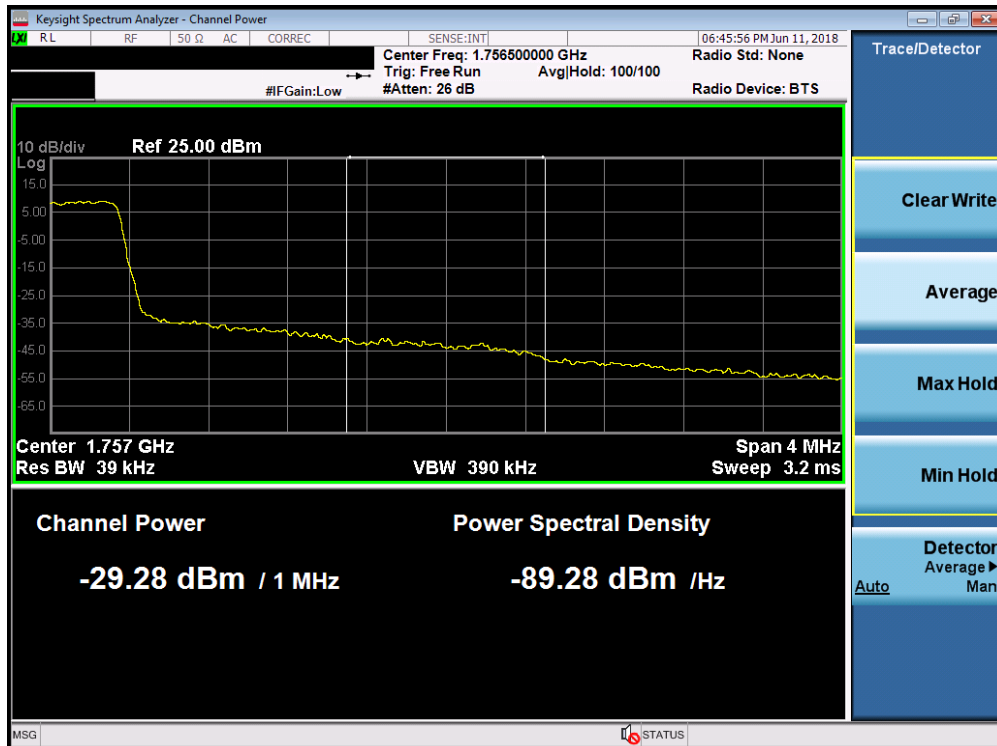


**Plot 7-150. Lower Extended Band Edge Plot (Band 66/4 - 1.4MHz QPSK - Full RB Configuration)**

FCC ID: A3LSMT837A		MEASUREMENT REPORT (CERTIFICATION)		Approved by: Quality Manager
Test Report S/N: 1M1806180124-03.A3L	Test Dates: 5/31-7/18/2018	EUT Type: Portable Tablet		Page 97 of 180



Plot 7-151. Upper Band Edge Plot (Band 4 - 1.4MHz QPSK - Full RB Configuration)

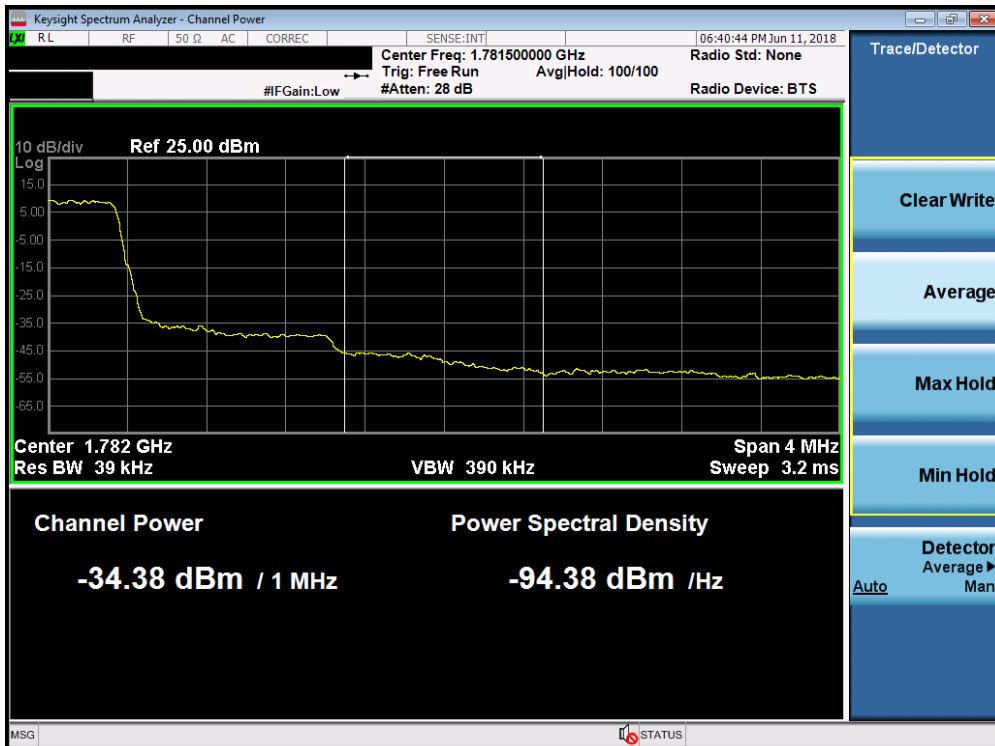


Plot 7-152. Upper Extended Band Edge Plot (Band 4 - 1.4MHz QPSK - Full RB Configuration)

FCC ID: A3LSMT837A	PCTEST ENGINEERING LABORATORY, INC.	MEASUREMENT REPORT (CERTIFICATION)		Approved by: Quality Manager
Test Report S/N: 1M1806180124-03.A3L	Test Dates: 5/31-7/18/2018	EUT Type: Portable Tablet		Page 98 of 180

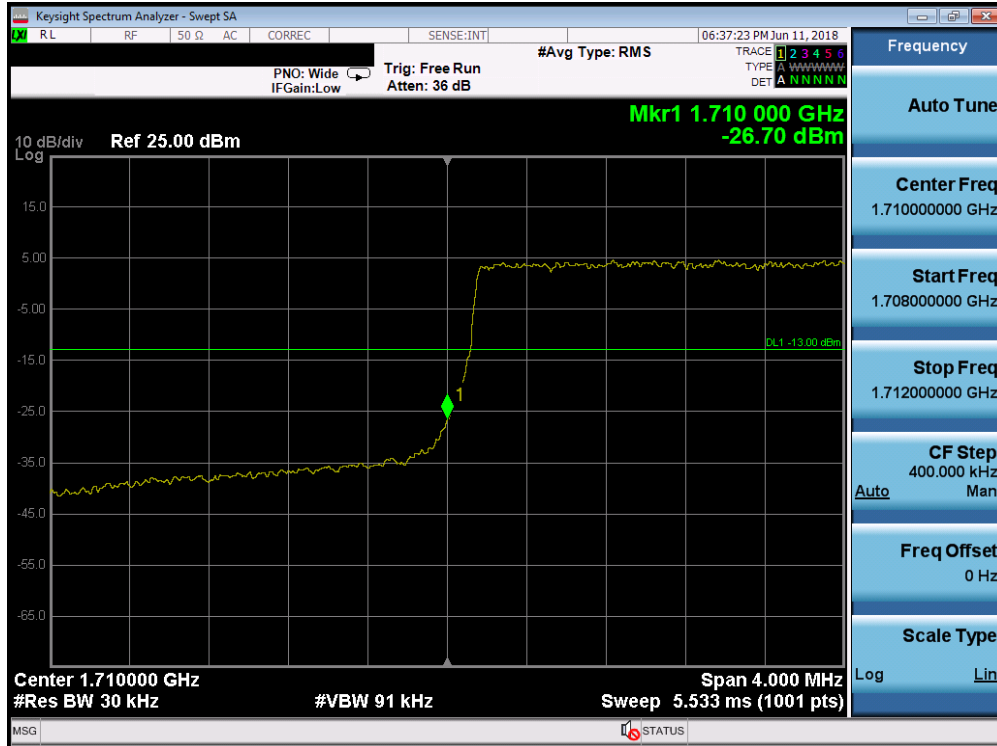


Plot 7-153. Upper Band Edge Plot (Band 66 - 1.4MHz QPSK - Full RB Configuration)

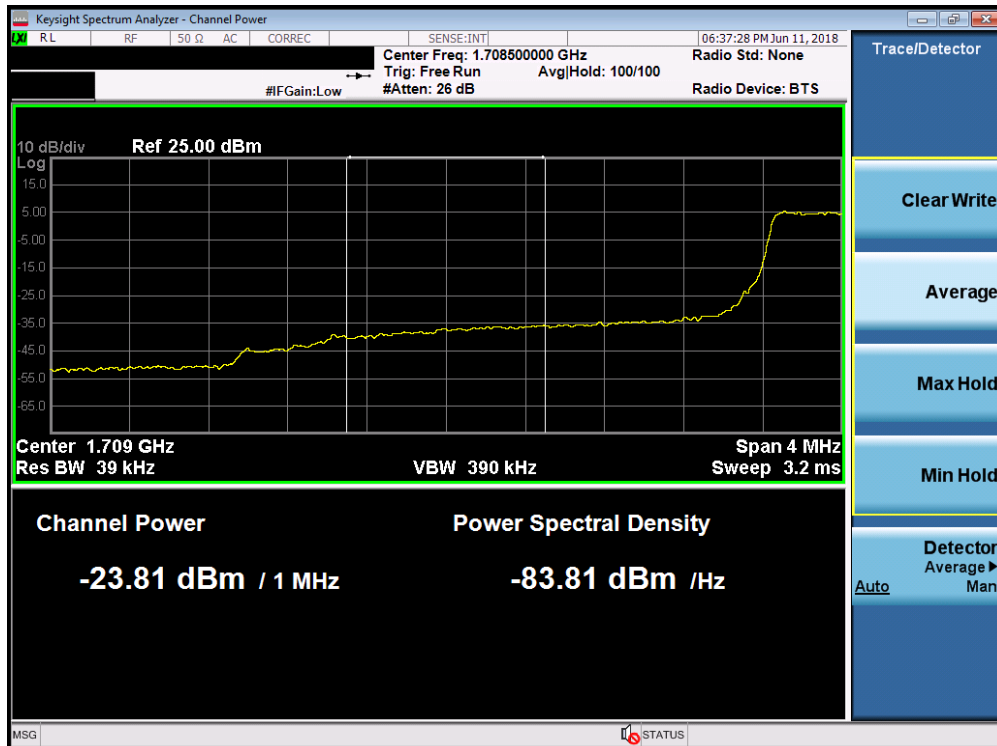


Plot 7-154. Upper Extended Band Edge Plot (Band 66 - 1.4MHz QPSK - Full RB Configuration)

FCC ID: A3LSMT837A	<b>PCTEST</b> ENGINEERING LABORATORY, INC.	MEASUREMENT REPORT (CERTIFICATION)	<b>SAMSUNG</b>	Approved by: Quality Manager
Test Report S/N: 1M1806180124-03.A3L	Test Dates: 5/31-7/18/2018	EUT Type: Portable Tablet		Page 99 of 180

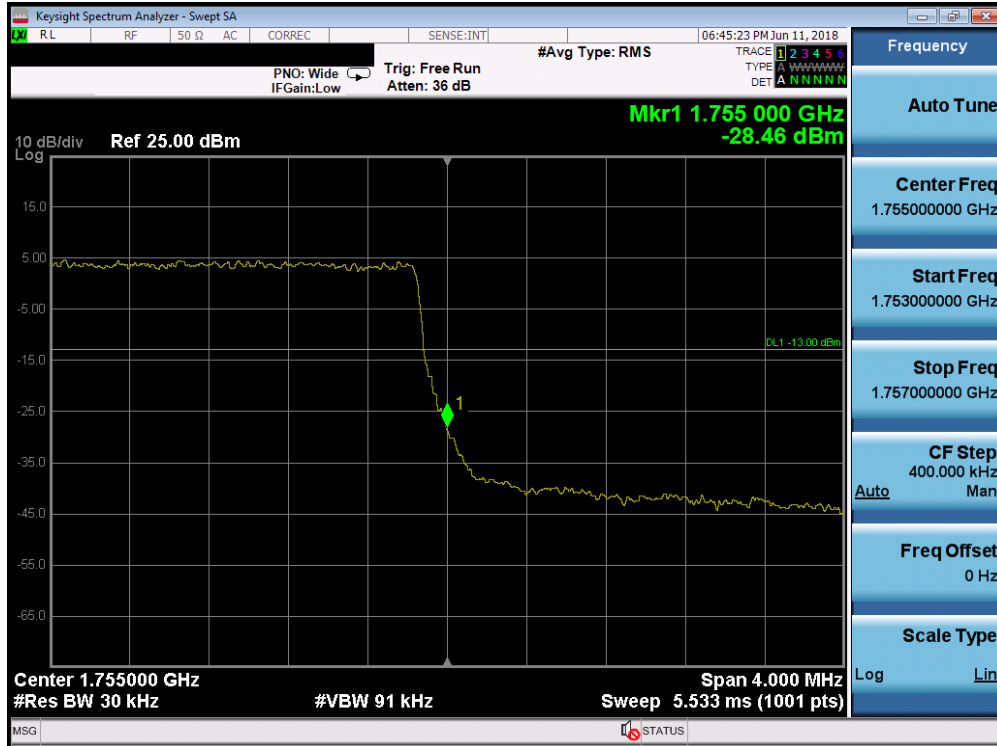


Plot 7-155. Lower Band Edge Plot (Band 66/4 - 3.0MHz QPSK - Full RB Configuration)

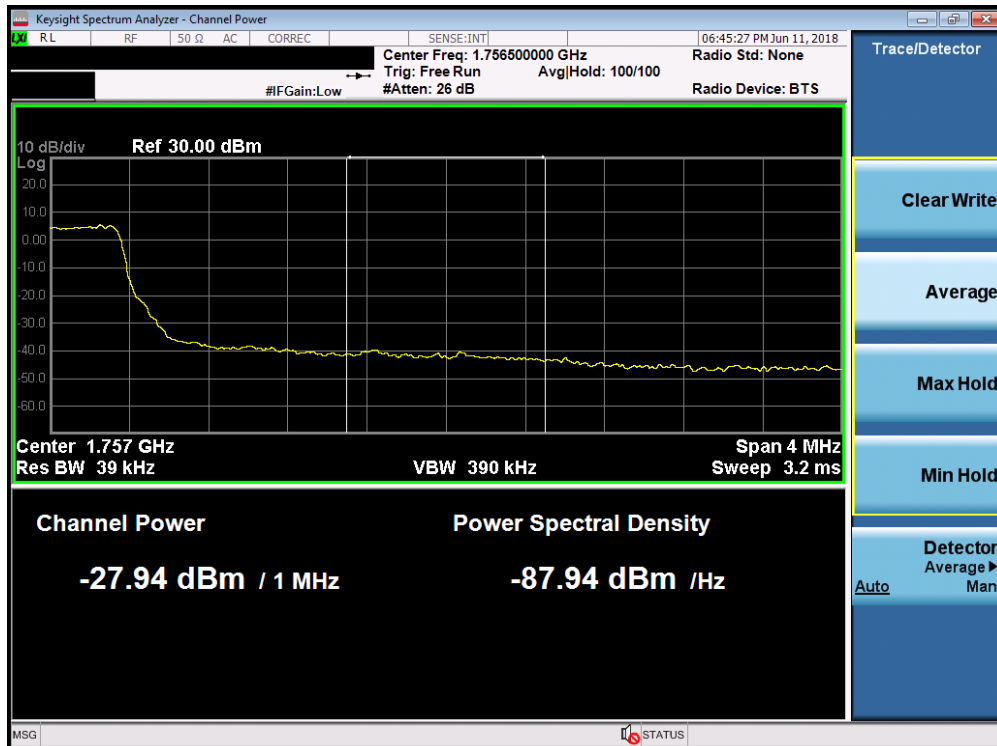


Plot 7-156. Lower Extended Band Edge Plot (Band 66/4 - 3.0MHz QPSK - Full RB Configuration)

FCC ID: A3LSMT837A	PCTEST ENGINEERING LABORATORY, INC.	MEASUREMENT REPORT (CERTIFICATION)	SAMSUNG	Approved by: Quality Manager
Test Report S/N: 1M1806180124-03.A3L	Test Dates: 5/31-7/18/2018	EUT Type: Portable Tablet		Page 100 of 180



Plot 7-157. Upper Band Edge Plot (Band 4 - 3.0MHz QPSK - Full RB Configuration)

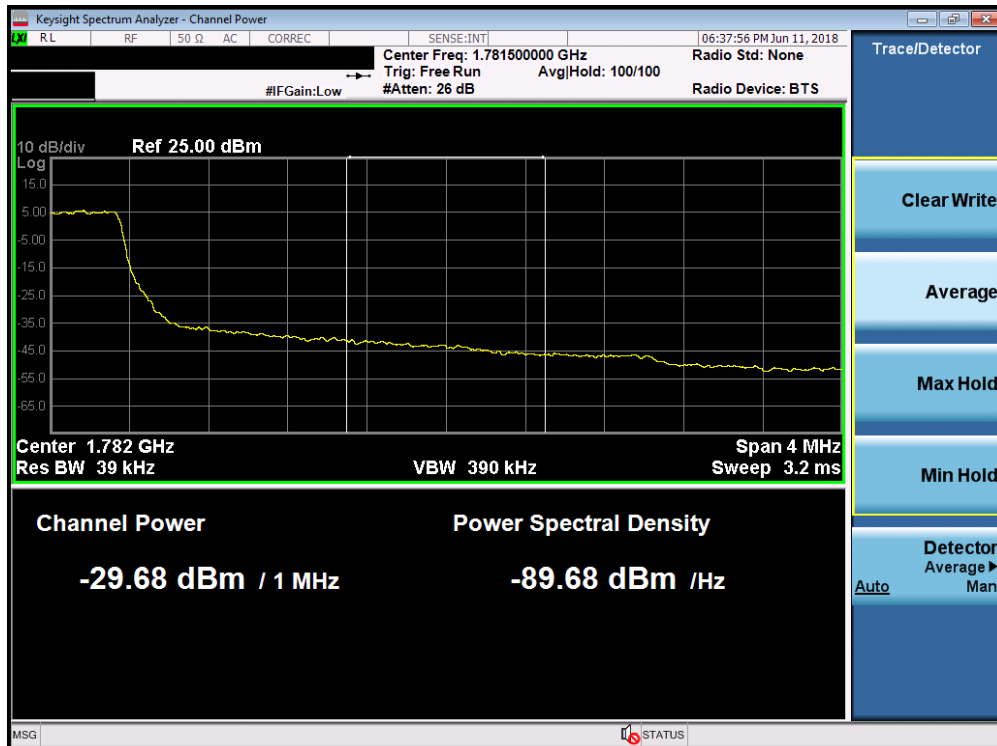


Plot 7-158. Upper Extended Band Edge Plot (Band 4 - 3.0MHz QPSK - Full RB Configuration)

FCC ID: A3LSMT837A	PCTEST ENGINEERING LABORATORY, INC.	MEASUREMENT REPORT (CERTIFICATION)	SAMSUNG	Approved by: Quality Manager
Test Report S/N: 1M1806180124-03.A3L	Test Dates: 5/31-7/18/2018	EUT Type: Portable Tablet		Page 101 of 180

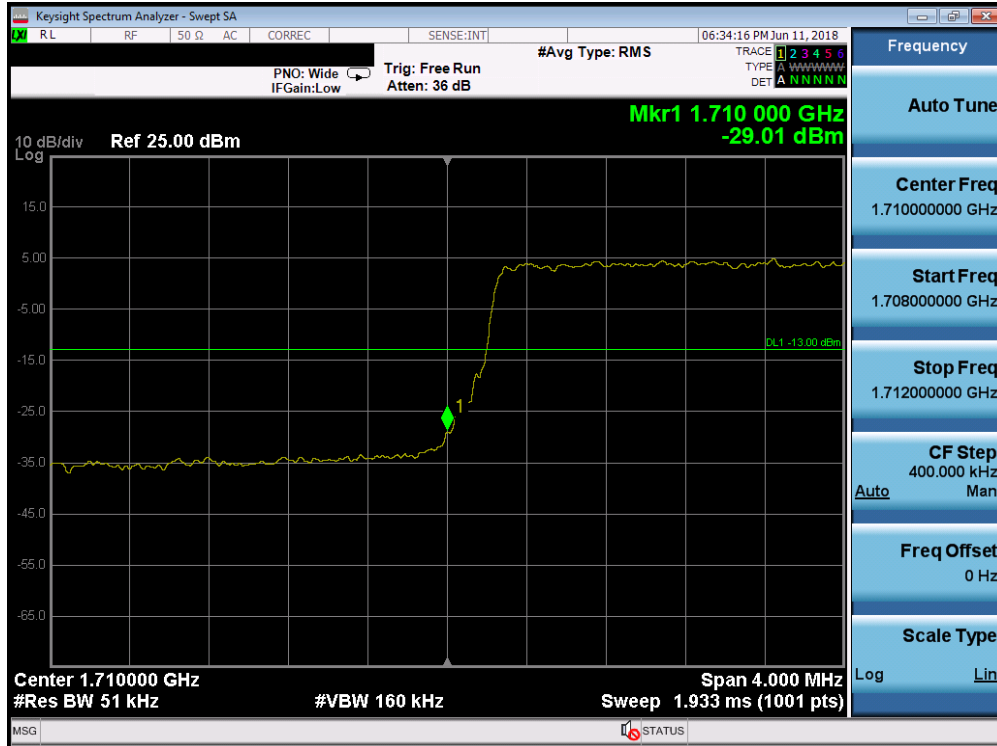


Plot 7-159. Upper Band Edge Plot (Band 66 - 3.0MHz QPSK - Full RB Configuration)

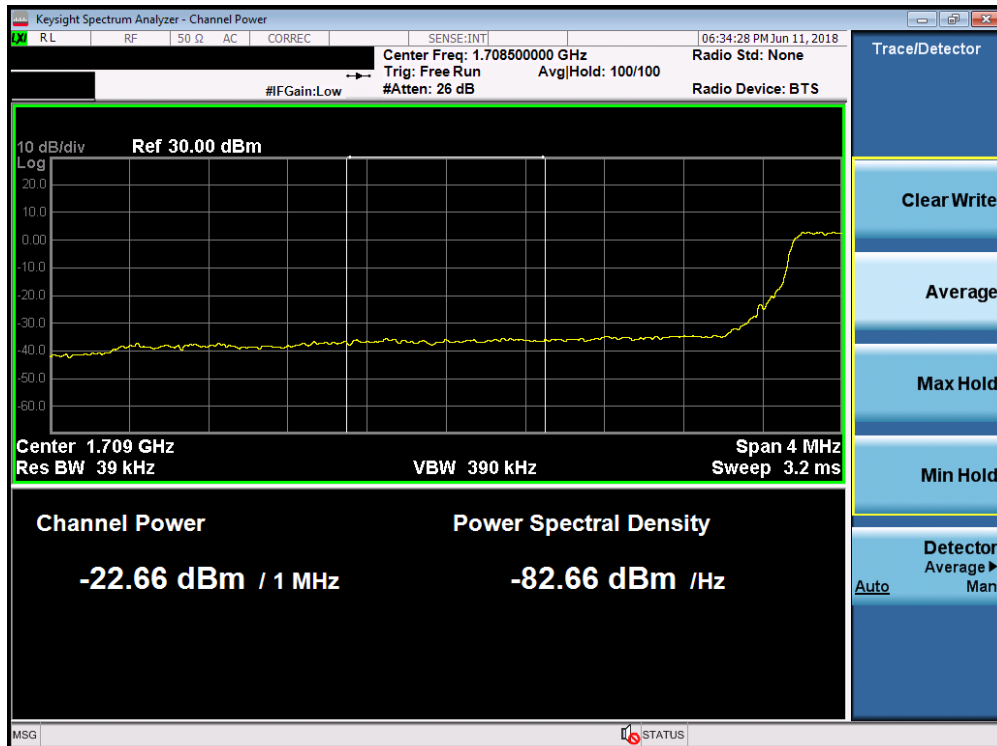


Plot 7-160. Upper Extended Band Edge Plot (Band 66 - 3.0MHz QPSK - Full RB Configuration)

FCC ID: A3LSMT837A	PCTEST ENGINEERING LABORATORY, INC.	MEASUREMENT REPORT (CERTIFICATION)		Approved by: Quality Manager
Test Report S/N: 1M1806180124-03.A3L	Test Dates: 5/31-7/18/2018	EUT Type: Portable Tablet		Page 102 of 180



Plot 7-161. Lower Band Edge Plot (Band 66/4 - 5.0MHz QPSK - Full RB Configuration)

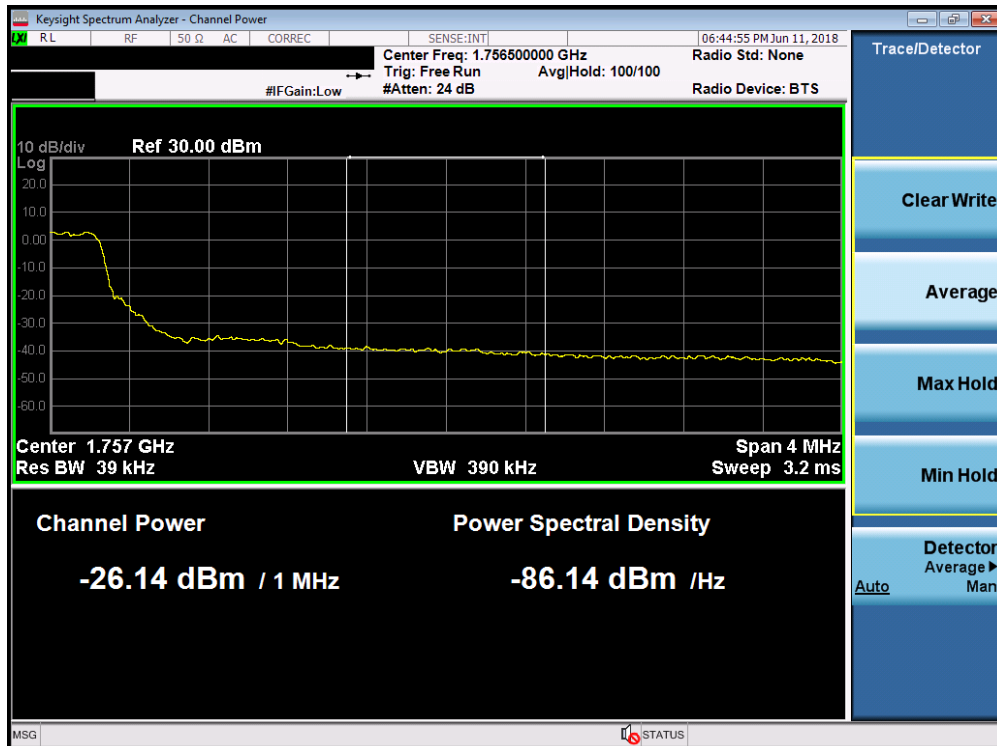


Plot 7-162. Lower Extended Band Edge Plot (Band 66/4 - 5.0MHz QPSK - Full RB Configuration)

FCC ID: A3LSMT837A	PCTEST ENGINEERING LABORATORY, INC.	MEASUREMENT REPORT (CERTIFICATION)		Approved by: Quality Manager
Test Report S/N: 1M1806180124-03.A3L	Test Dates: 5/31-7/18/2018	EUT Type: Portable Tablet		Page 103 of 180



Plot 7-163. Upper Band Edge Plot (Band 4 - 5.0MHz QPSK - Full RB Configuration)

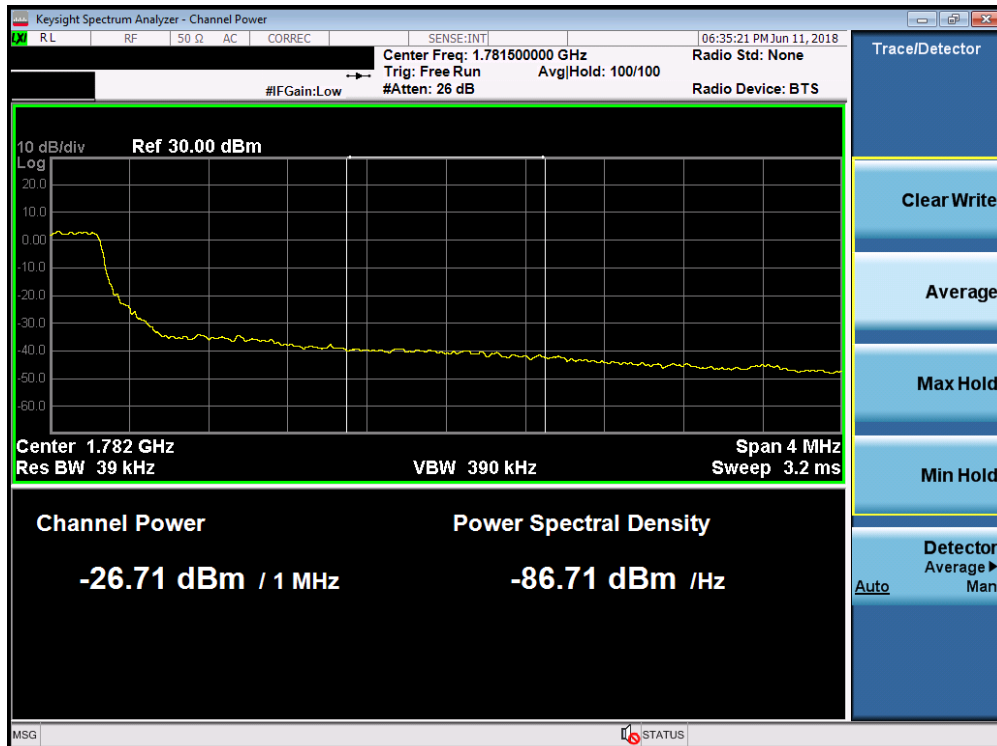


Plot 7-164. Upper Extended Band Edge Plot (Band 4 - 5.0MHz QPSK - Full RB Configuration)

FCC ID: A3LSMT837A	PCTEST ENGINEERING LABORATORY, INC.	MEASUREMENT REPORT (CERTIFICATION)	SAMSUNG	Approved by: Quality Manager
Test Report S/N: 1M1806180124-03.A3L	Test Dates: 5/31-7/18/2018	EUT Type: Portable Tablet		Page 104 of 180

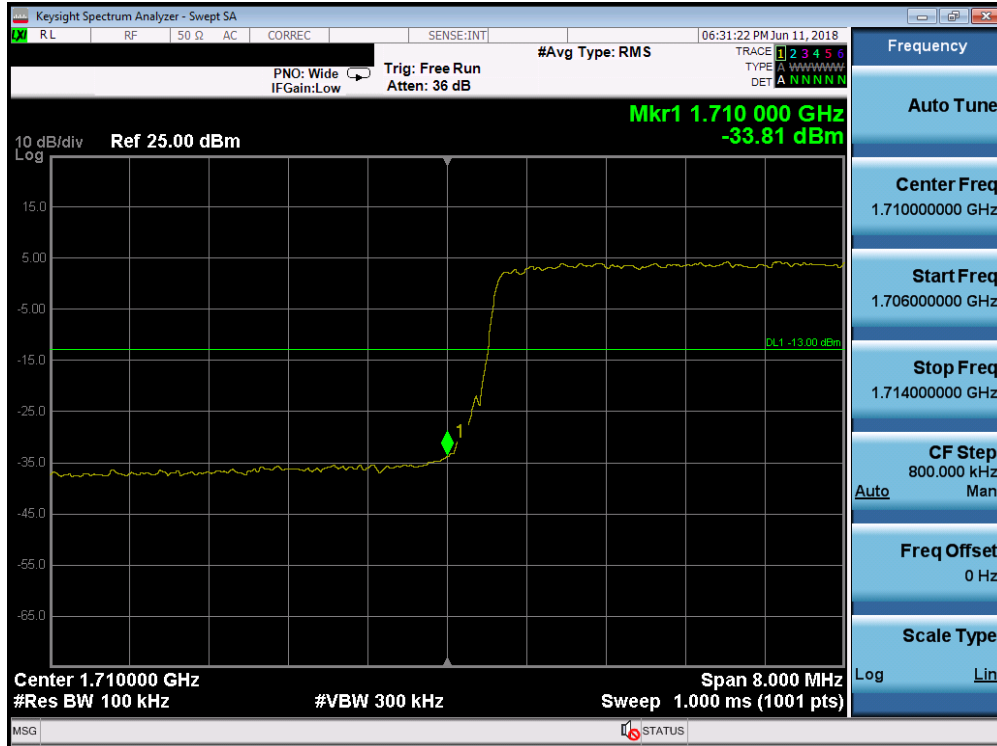


Plot 7-165. Upper Band Edge Plot (Band 66 - 5.0MHz QPSK - Full RB Configuration)

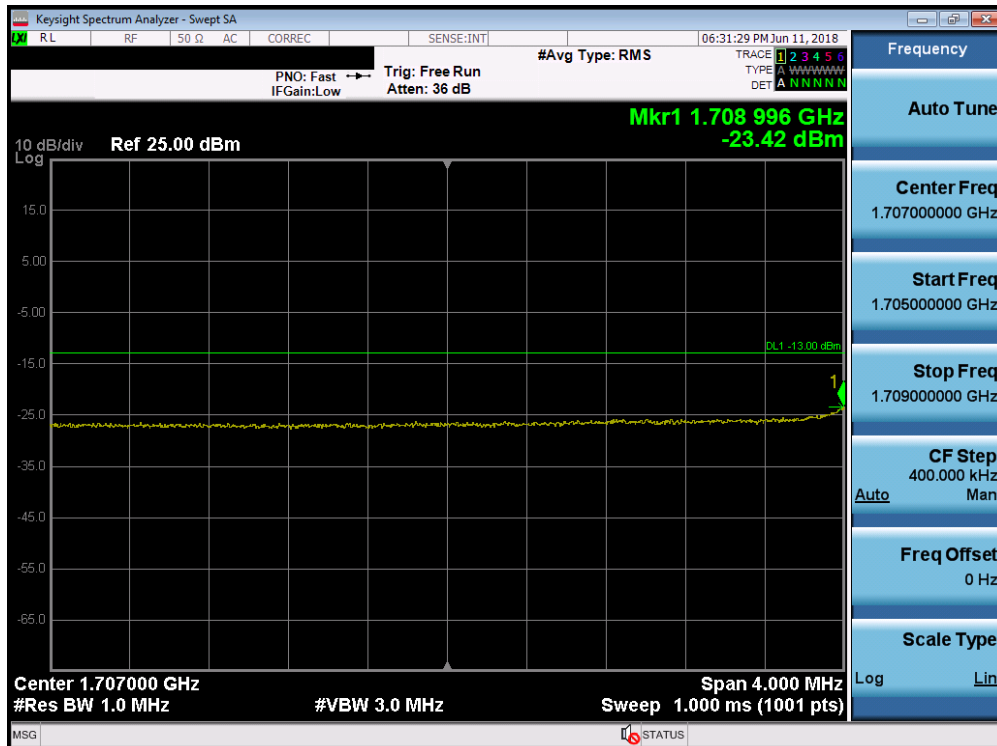


Plot 7-166. Upper Extended Band Edge Plot (Band 66 - 5.0MHz QPSK - Full RB Configuration)

FCC ID: A3LSMT837A	PCTEST ENGINEERING LABORATORY, INC.	MEASUREMENT REPORT (CERTIFICATION)		Approved by: Quality Manager
Test Report S/N: 1M1806180124-03.A3L	Test Dates: 5/31-7/18/2018	EUT Type: Portable Tablet		Page 105 of 180



Plot 7-167. Lower Band Edge Plot (Band 66/4 - 10.0MHz QPSK - Full RB Configuration)



Plot 7-168. Lower Extended Band Edge Plot (Band 66/4 - 10.0MHz QPSK - Full RB Configuration)

FCC ID: A3LSMT837A		MEASUREMENT REPORT (CERTIFICATION)		Approved by: Quality Manager
Test Report S/N: 1M1806180124-03.A3L	Test Dates: 5/31-7/18/2018	EUT Type: Portable Tablet		Page 106 of 180



Plot 7-169. Upper Band Edge Plot (Band 4 - 10.0MHz QPSK - Full RB Configuration)



Plot 7-170. Upper Extended Band Edge Plot (Band 4 - 10.0MHz QPSK - Full RB Configuration)

FCC ID: A3LSMT837A	PCTEST ENGINEERING LABORATORY, INC.	MEASUREMENT REPORT (CERTIFICATION)	SAMSUNG	Approved by: Quality Manager
Test Report S/N: 1M1806180124-03.A3L	Test Dates: 5/31-7/18/2018	EUT Type: Portable Tablet		Page 107 of 180

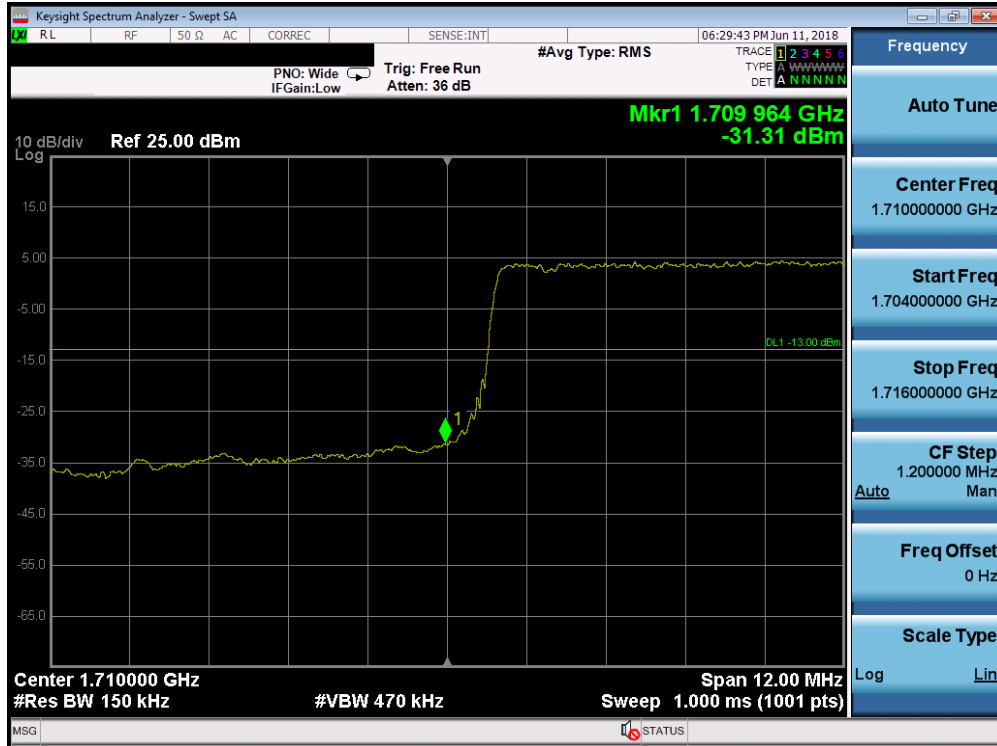


Plot 7-171. Upper Band Edge Plot (Band 66 - 10.0MHz QPSK - Full RB Configuration)

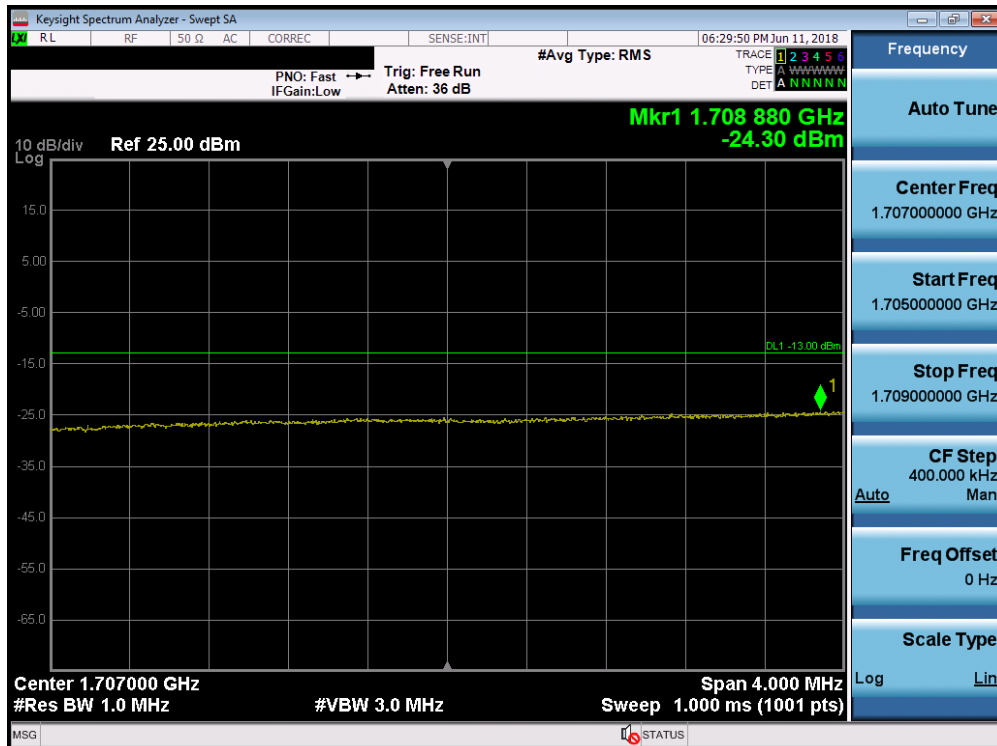


Plot 7-172. Upper Extended Band Edge Plot (Band 66 - 10.0MHz QPSK - Full RB Configuration)

FCC ID: A3LSMT837A		MEASUREMENT REPORT (CERTIFICATION)		Approved by: Quality Manager
Test Report S/N: 1M1806180124-03.A3L	Test Dates: 5/31-7/18/2018	EUT Type: Portable Tablet		Page 108 of 180

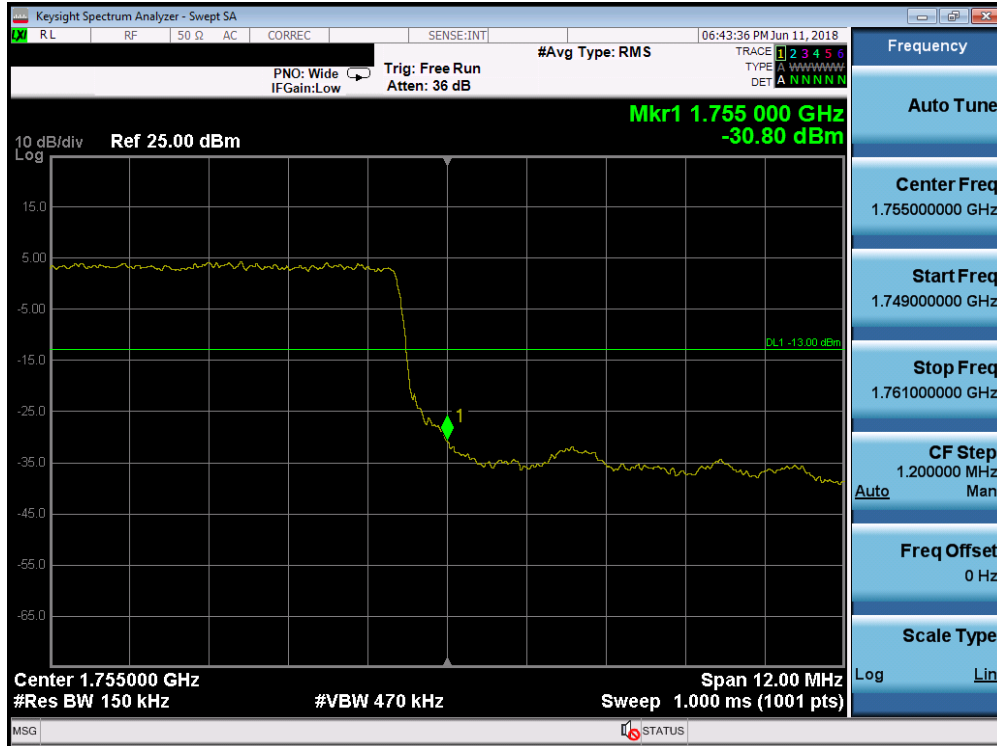


Plot 7-173. Lower Band Edge Plot (Band 66/4 - 15.0MHz QPSK - Full RB Configuration)

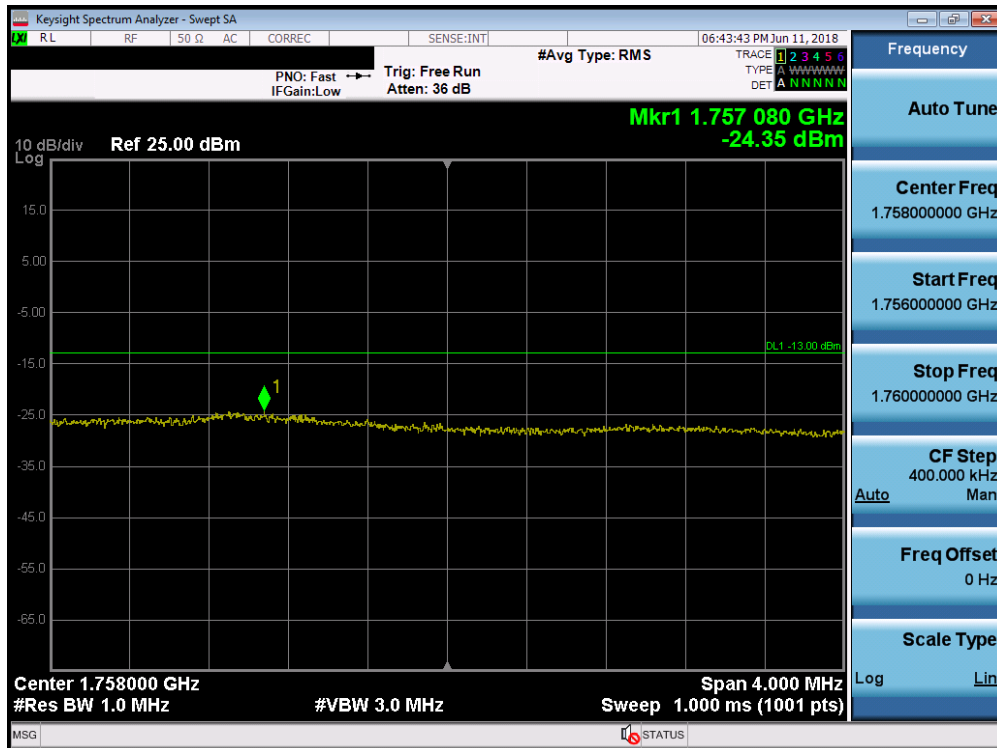


Plot 7-174. Lower Extended Band Edge Plot (Band 66/4 - 15.0MHz QPSK - Full RB Configuration)

FCC ID: A3LSMT837A	PCTEST ENGINEERING LABORATORY, INC.	MEASUREMENT REPORT (CERTIFICATION)	SAMSUNG	Approved by: Quality Manager
Test Report S/N: 1M1806180124-03.A3L	Test Dates: 5/31-7/18/2018	EUT Type: Portable Tablet		Page 109 of 180



Plot 7-175. Upper Band Edge Plot (Band 4 - 15.0MHz QPSK - Full RB Configuration)



Plot 7-176. Upper Extended Band Edge Plot (Band 4 - 15.0MHz QPSK - Full RB Configuration)

FCC ID: A3LSMT837A		MEASUREMENT REPORT (CERTIFICATION)		Approved by: Quality Manager
Test Report S/N: 1M1806180124-03.A3L	Test Dates: 5/31-7/18/2018	EUT Type: Portable Tablet		Page 110 of 180

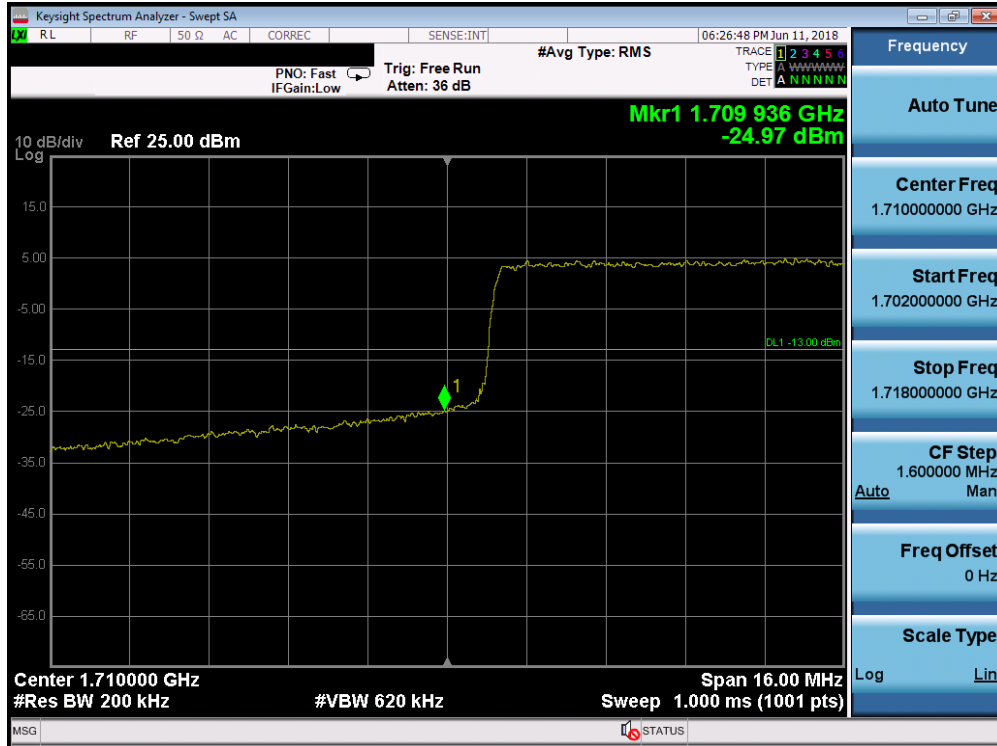


Plot 7-177. Upper Band Edge Plot (Band 66 - 15.0MHz QPSK - Full RB Configuration)

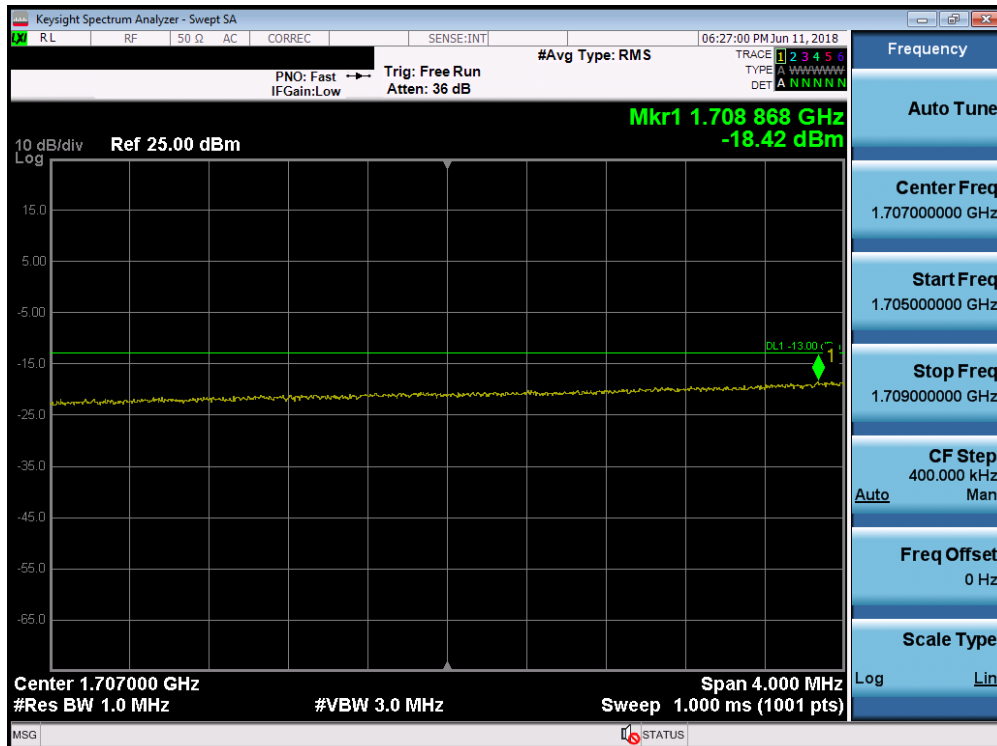


Plot 7-178. Upper Extended Band Edge Plot (Band 66 - 15.0MHz QPSK - Full RB Configuration)

FCC ID: A3LSMT837A		MEASUREMENT REPORT (CERTIFICATION)		Approved by: Quality Manager
Test Report S/N: 1M1806180124-03.A3L	Test Dates: 5/31-7/18/2018	EUT Type: Portable Tablet		Page 111 of 180

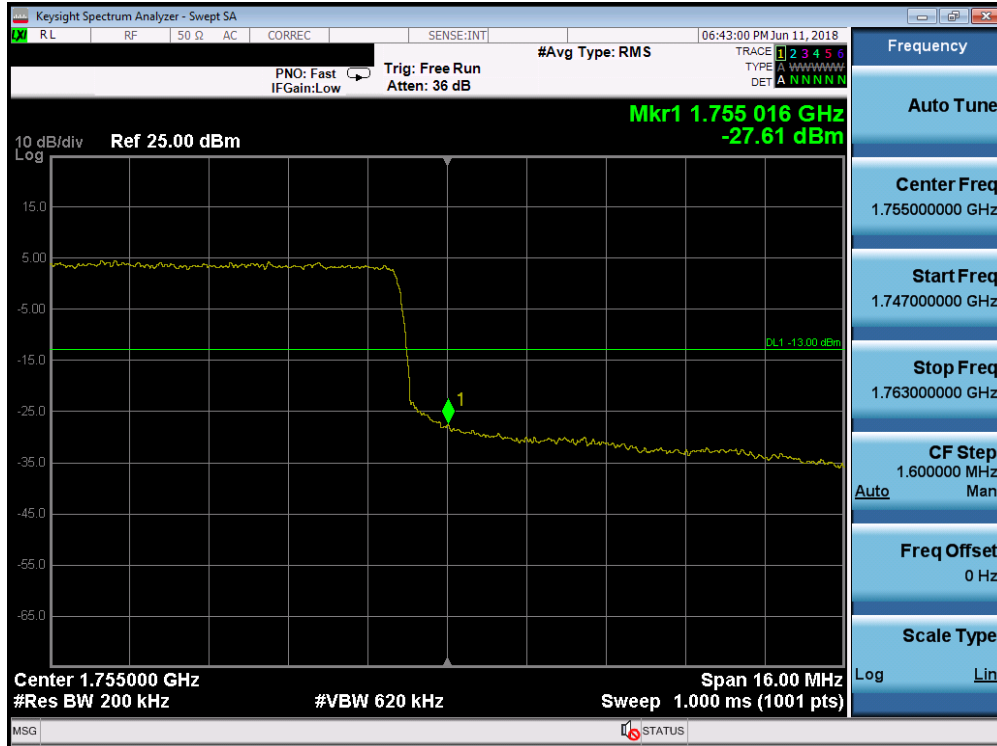


Plot 7-179. Lower Band Edge Plot (Band 66/4 - 20.0MHz QPSK - Full RB Configuration)

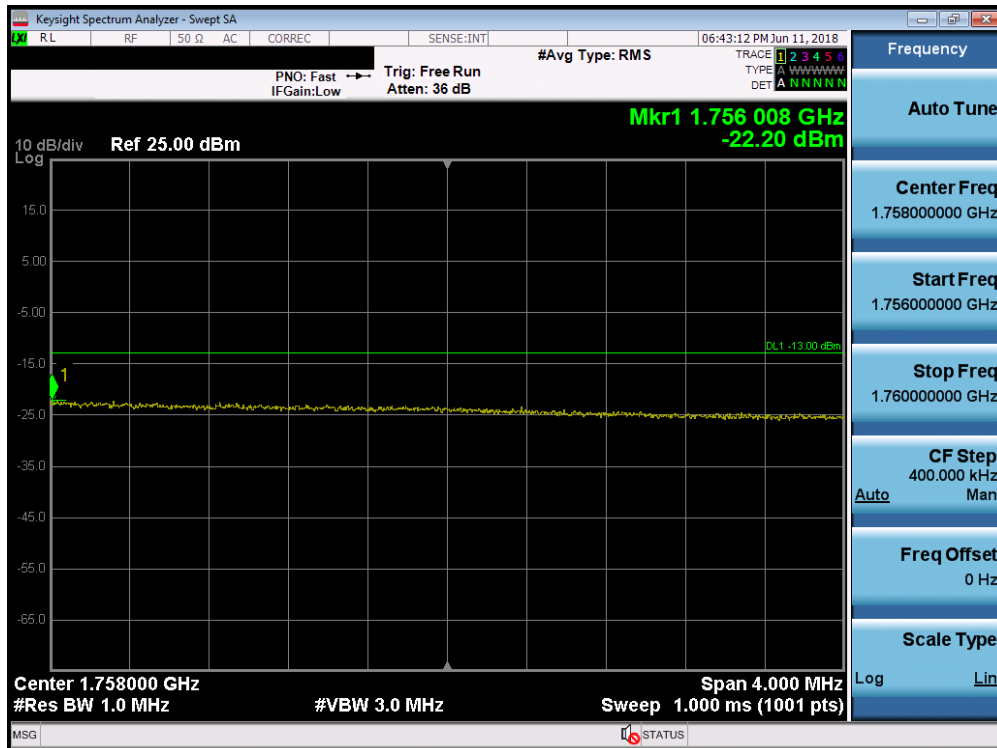


Plot 7-180. Lower Extended Band Edge Plot (Band 66/4 - 20.0MHz QPSK - Full RB Configuration)

FCC ID: A3LSMT837A	PCTEST ENGINEERING LABORATORY, INC.	MEASUREMENT REPORT (CERTIFICATION)	SAMSUNG	Approved by: Quality Manager
Test Report S/N: 1M1806180124-03.A3L	Test Dates: 5/31-7/18/2018	EUT Type: Portable Tablet		Page 112 of 180



Plot 7-181. Upper Band Edge Plot (Band 4 - 20.0MHz QPSK - Full RB Configuration)

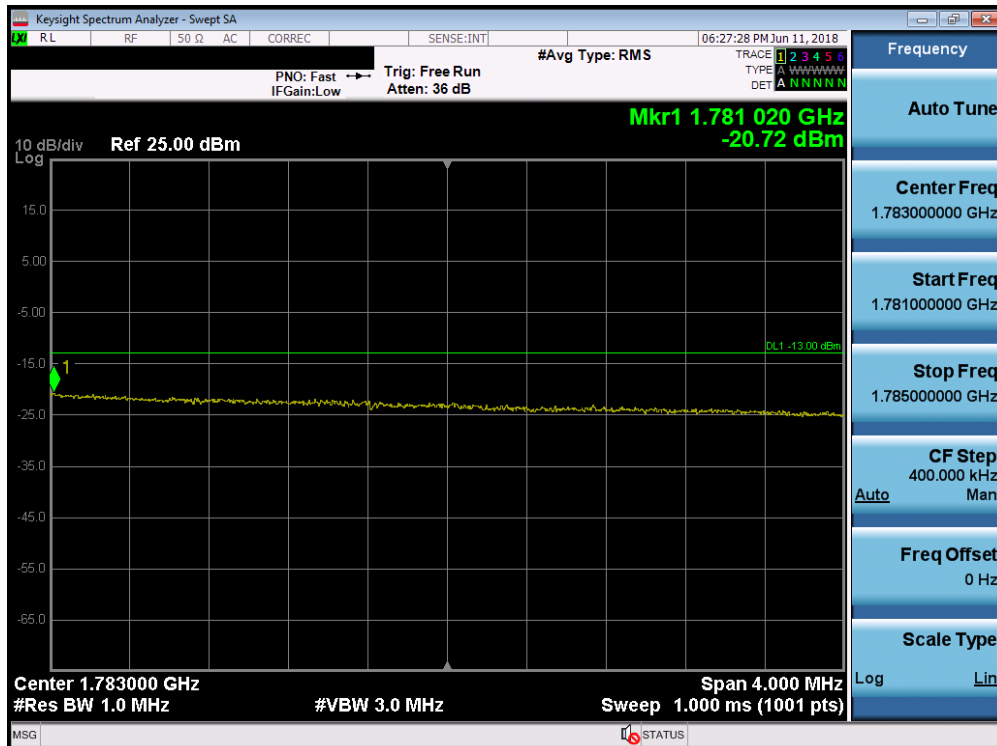


Plot 7-182. Upper Extended Band Edge Plot (Band 4 - 20.0MHz QPSK - Full RB Configuration)

FCC ID: A3LSMT837A	PCTEST ENGINEERING LABORATORY, INC.	MEASUREMENT REPORT (CERTIFICATION)	SAMSUNG	Approved by: Quality Manager
Test Report S/N: 1M1806180124-03.A3L	Test Dates: 5/31-7/18/2018	EUT Type: Portable Tablet		Page 113 of 180



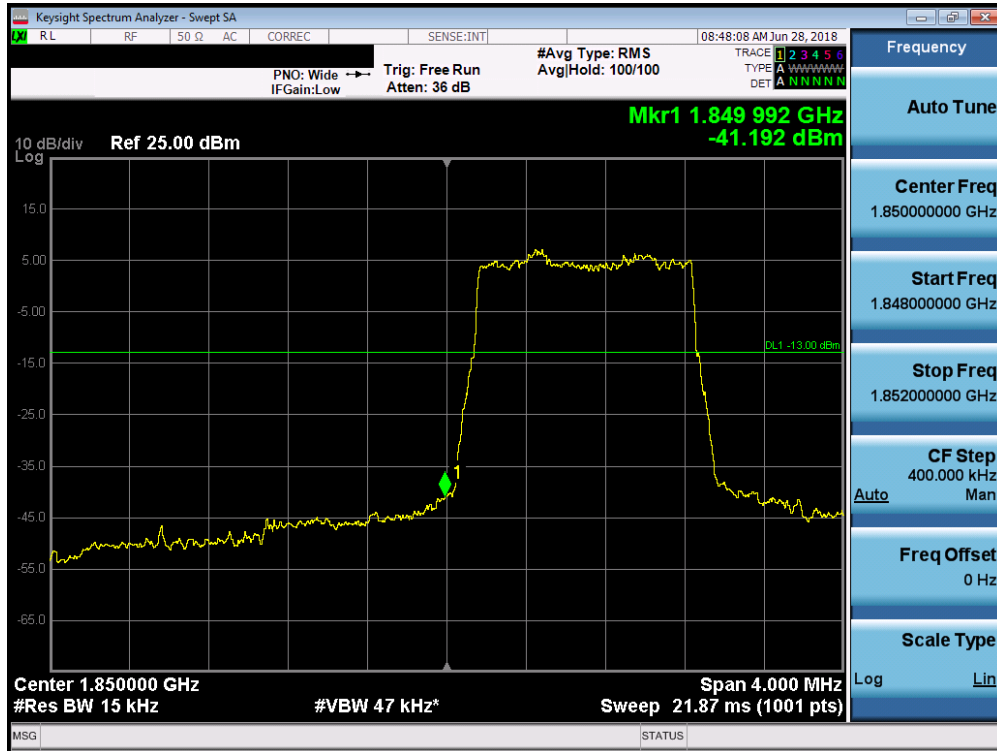
Plot 7-183. Upper Band Edge Plot (Band 66 - 20.0MHz QPSK - Full RB Configuration)



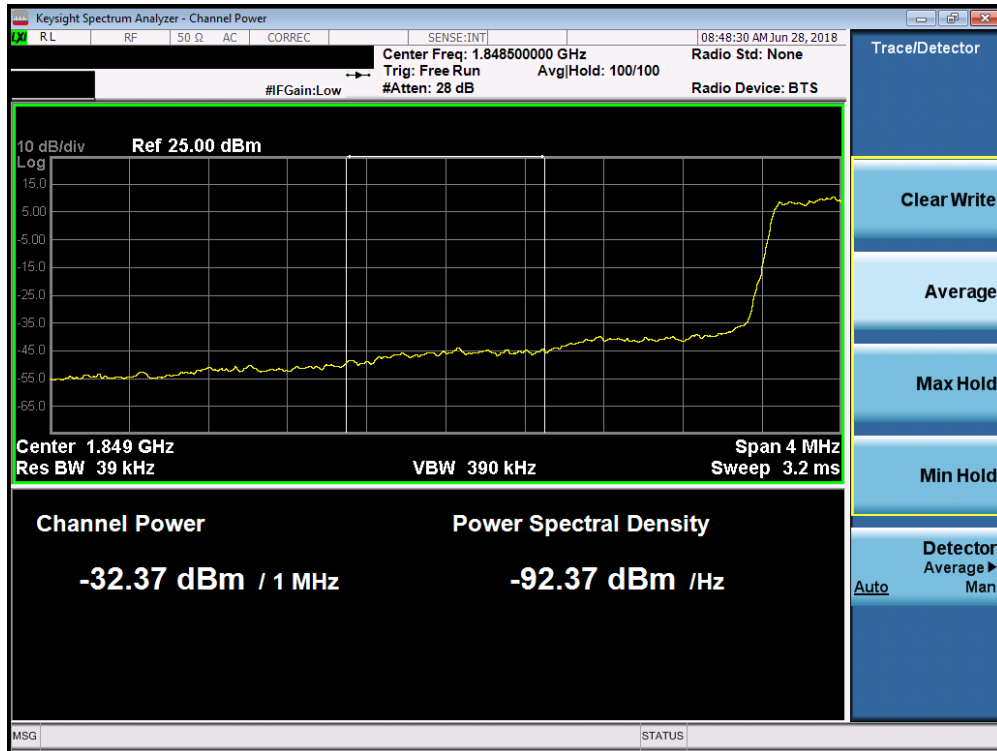
Plot 7-184. Upper Extended Band Edge Plot (Band 66 - 20.0MHz QPSK - Full RB Configuration)

FCC ID: A3LSMT837A	PCTEST ENGINEERING LABORATORY, INC.	MEASUREMENT REPORT (CERTIFICATION)	SAMSUNG	Approved by: Quality Manager
Test Report S/N: 1M1806180124-03.A3L	Test Dates: 5/31-7/18/2018	EUT Type: Portable Tablet		Page 114 of 180

**Band 2**



Plot 7-185. Lower Band Edge Plot (Band 2 - 1.4MHz QPSK - Full RB Configuration)

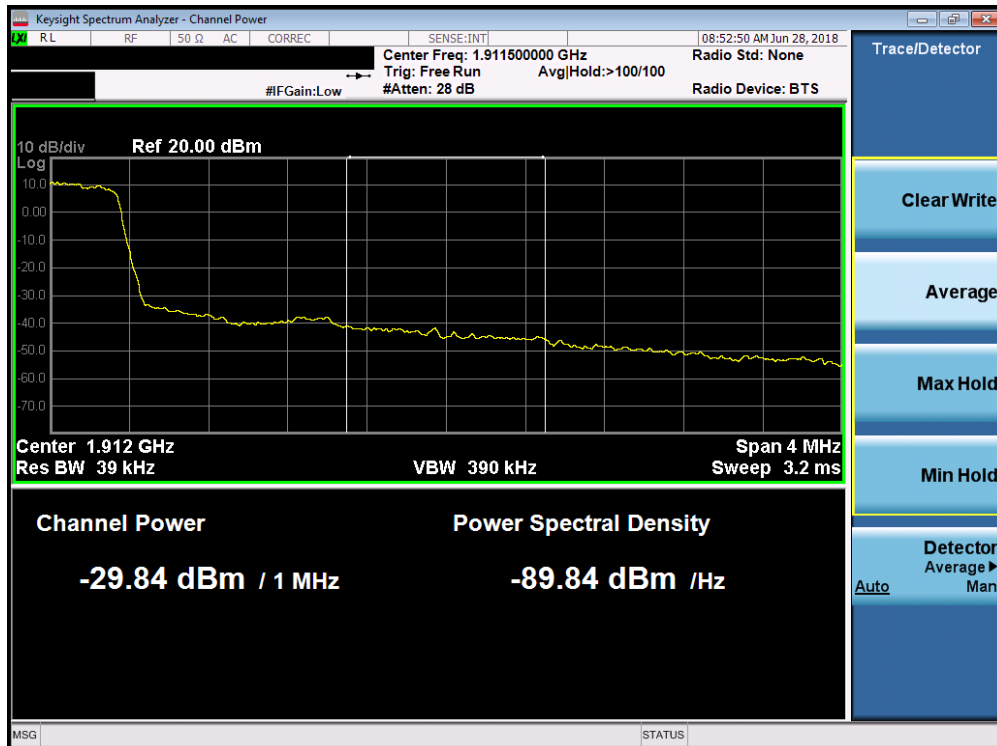


Plot 7-186. Lower Extended Band Edge Plot (Band 2 - 1.4MHz QPSK - Full RB Configuration)

FCC ID: A3LSMT837A	PCTEST ENGINEERING LABORATORY, INC.	MEASUREMENT REPORT (CERTIFICATION)	SAMSUNG	Approved by: Quality Manager
Test Report S/N: 1M1806180124-03.A3L	Test Dates: 5/31-7/18/2018	EUT Type: Portable Tablet		Page 115 of 180

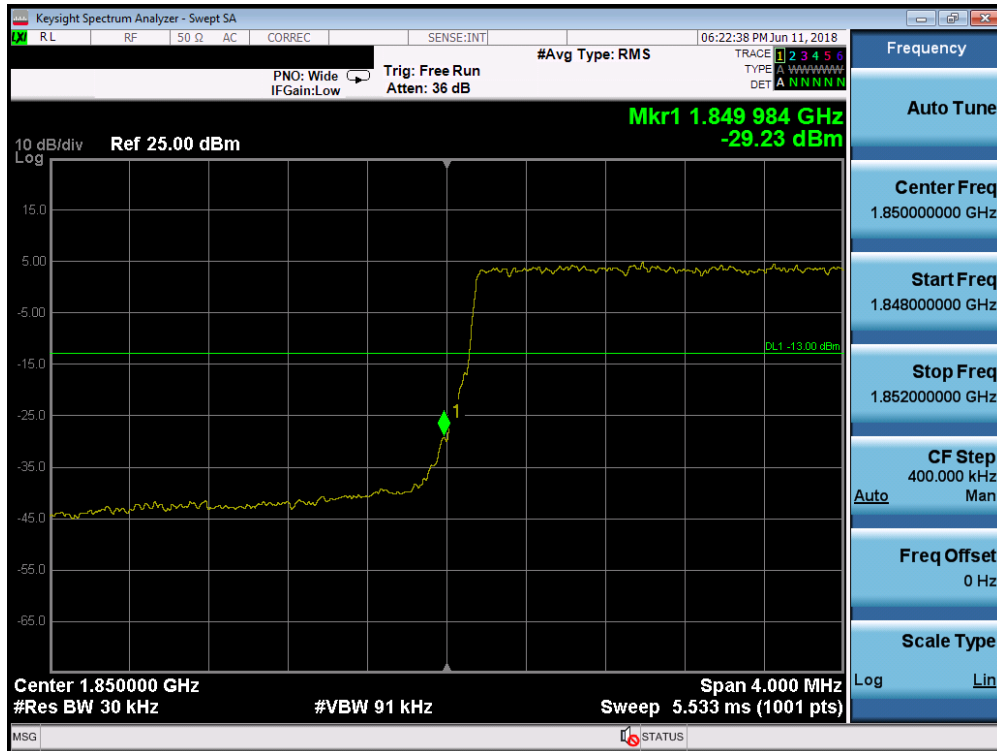


Plot 7-187. Upper Band Edge Plot (Band 2 - 1.4MHz QPSK - Full RB Configuration)

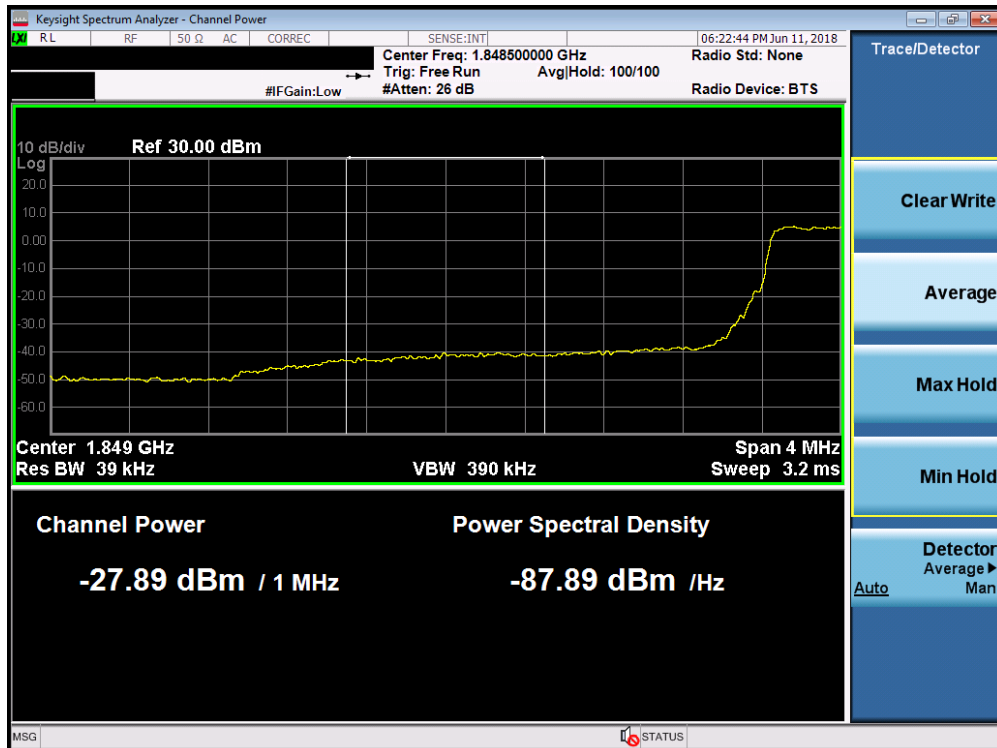


Plot 7-188. Upper Extended Band Edge Plot (Band 2 - 1.4MHz QPSK - Full RB Configuration)

FCC ID: A3LSMT837A		MEASUREMENT REPORT (CERTIFICATION)		Approved by: Quality Manager
Test Report S/N: 1M1806180124-03.A3L	Test Dates: 5/31-7/18/2018	EUT Type: Portable Tablet		Page 116 of 180

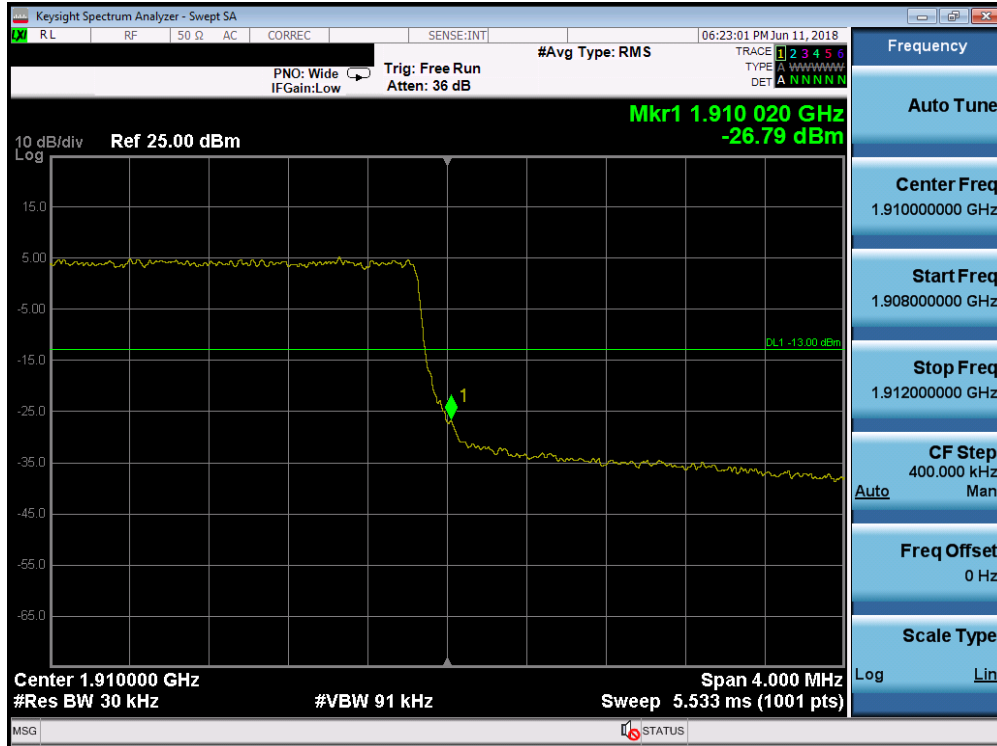


Plot 7-189. Lower Band Edge Plot (Band 2 - 3.0MHz QPSK - Full RB Configuration)

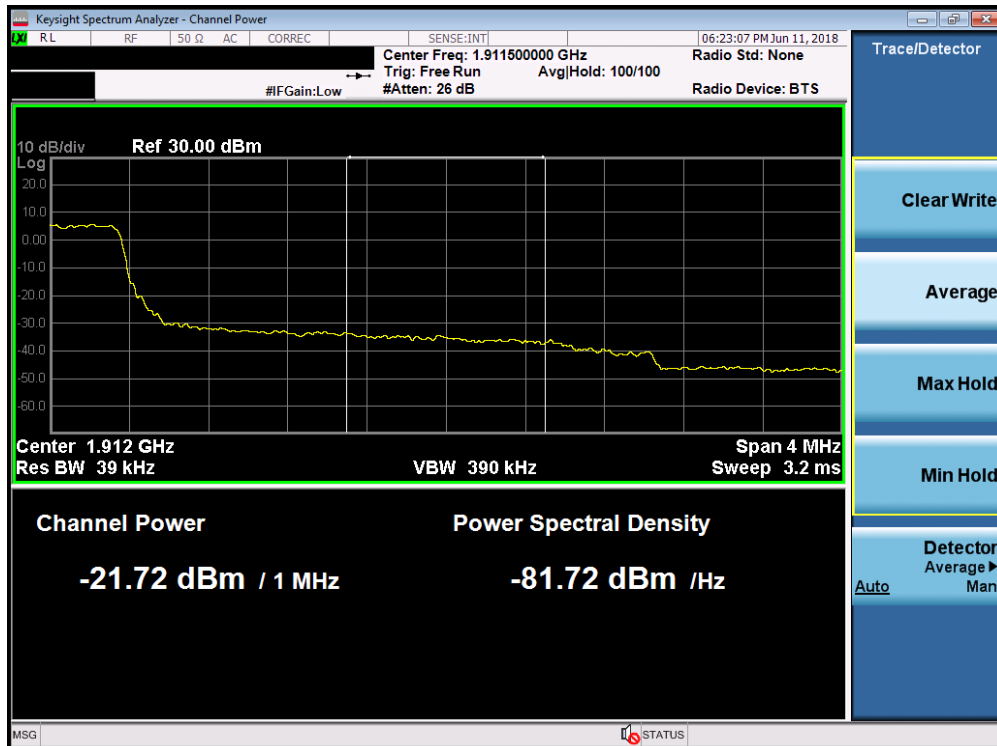


Plot 7-190. Lower Extended Band Edge Plot (Band 2 - 3.0MHz QPSK - Full RB Configuration)

FCC ID: A3LSMT837A	PCTEST ENGINEERING LABORATORY, INC.	MEASUREMENT REPORT (CERTIFICATION)		Approved by: Quality Manager
Test Report S/N: 1M1806180124-03.A3L	Test Dates: 5/31-7/18/2018	EUT Type: Portable Tablet		Page 117 of 180

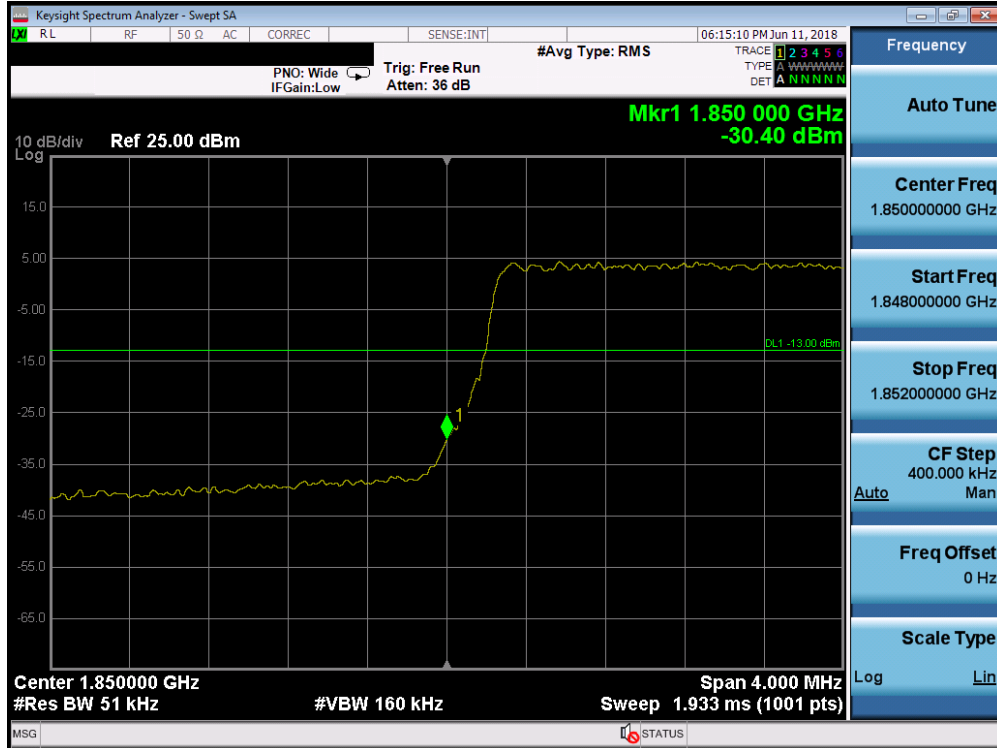


Plot 7-191. Upper Band Edge Plot (Band 2 - 3.0MHz QPSK - Full RB Configuration)

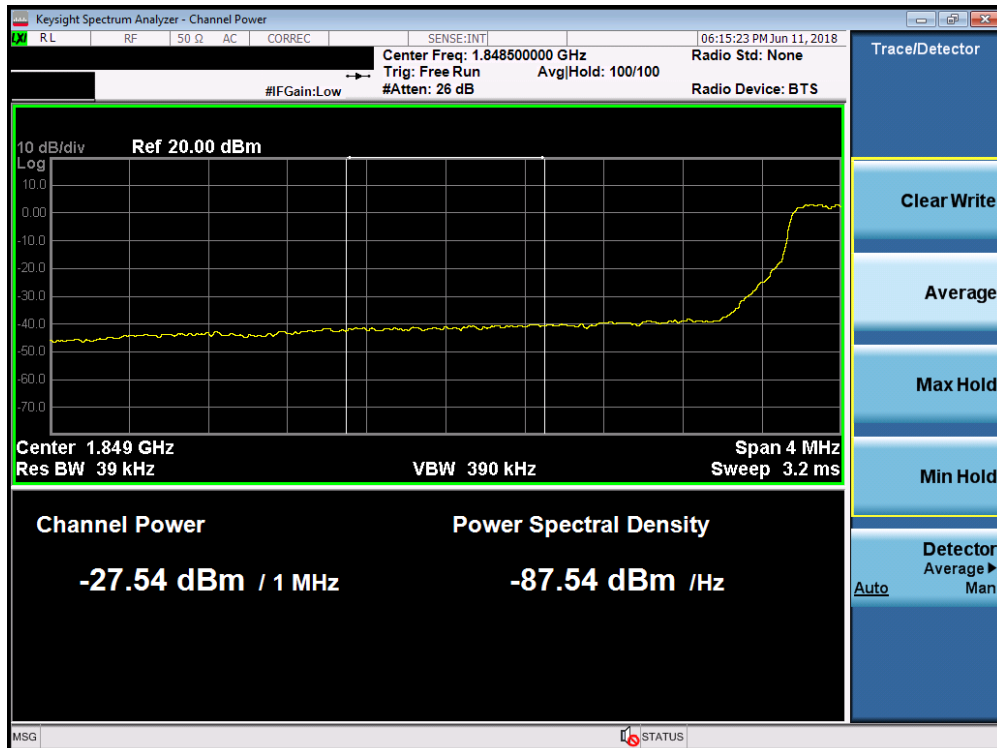


Plot 7-192. Upper Extended Band Edge Plot (Band 2 - 3.0MHz QPSK - Full RB Configuration)

FCC ID: A3LSMT837A	PCTEST ENGINEERING LABORATORY, INC.	MEASUREMENT REPORT (CERTIFICATION)	SAMSUNG	Approved by: Quality Manager
Test Report S/N: 1M1806180124-03.A3L	Test Dates: 5/31-7/18/2018	EUT Type: Portable Tablet		Page 118 of 180



Plot 7-193. Lower Band Edge Plot (Band 2 - 5.0MHz QPSK - Full RB Configuration)

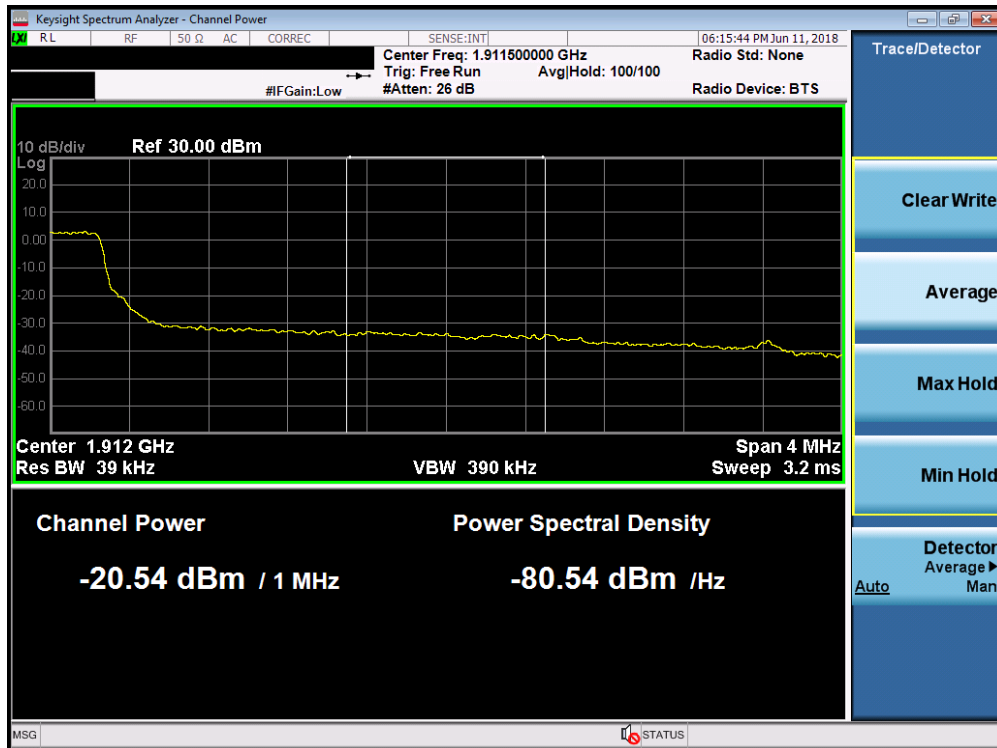


Plot 7-194. Lower Extended Band Edge Plot (Band 2 - 5.0MHz QPSK - Full RB Configuration)

FCC ID: A3LSMT837A	PCTEST ENGINEERING LABORATORY, INC.	MEASUREMENT REPORT (CERTIFICATION)	SAMSUNG	Approved by: Quality Manager
Test Report S/N: 1M1806180124-03.A3L	Test Dates: 5/31-7/18/2018	EUT Type: Portable Tablet		Page 119 of 180

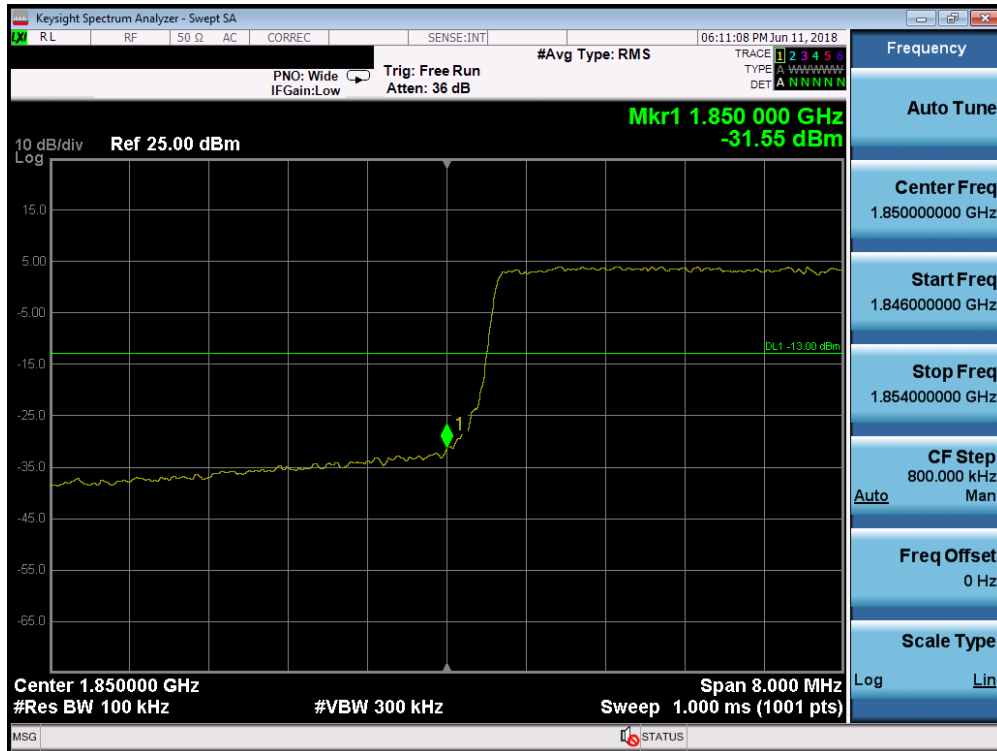


Plot 7-195. Upper Band Edge Plot (Band 2 - 5.0MHz QPSK - Full RB Configuration)



Plot 7-196. Upper Extended Band Edge Plot (Band 2 - 5.0MHz QPSK - Full RB Configuration)

FCC ID: A3LSMT837A		MEASUREMENT REPORT (CERTIFICATION)		Approved by: Quality Manager
Test Report S/N: 1M1806180124-03.A3L	Test Dates: 5/31-7/18/2018	EUT Type: Portable Tablet		Page 120 of 180



Plot 7-197. Lower Band Edge Plot (Band 2 - 10.0MHz QPSK - Full RB Configuration)

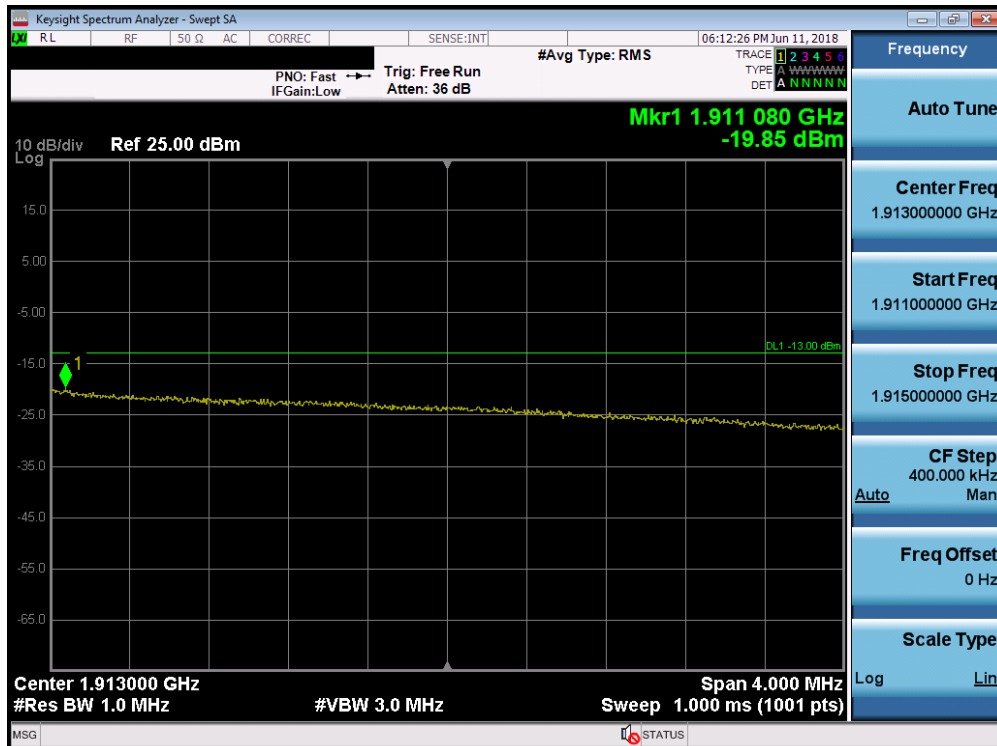


Plot 7-198. Lower Extended Band Edge Plot (Band 2 - 10.0MHz QPSK - Full RB Configuration)

FCC ID: A3LSMT837A	PCTEST ENGINEERING LABORATORY, INC.	MEASUREMENT REPORT (CERTIFICATION)	SAMSUNG	Approved by: Quality Manager
Test Report S/N: 1M1806180124-03.A3L	Test Dates: 5/31-7/18/2018	EUT Type: Portable Tablet		Page 121 of 180



Plot 7-199. Upper Band Edge Plot (Band 2 - 10.0MHz QPSK - Full RB Configuration)

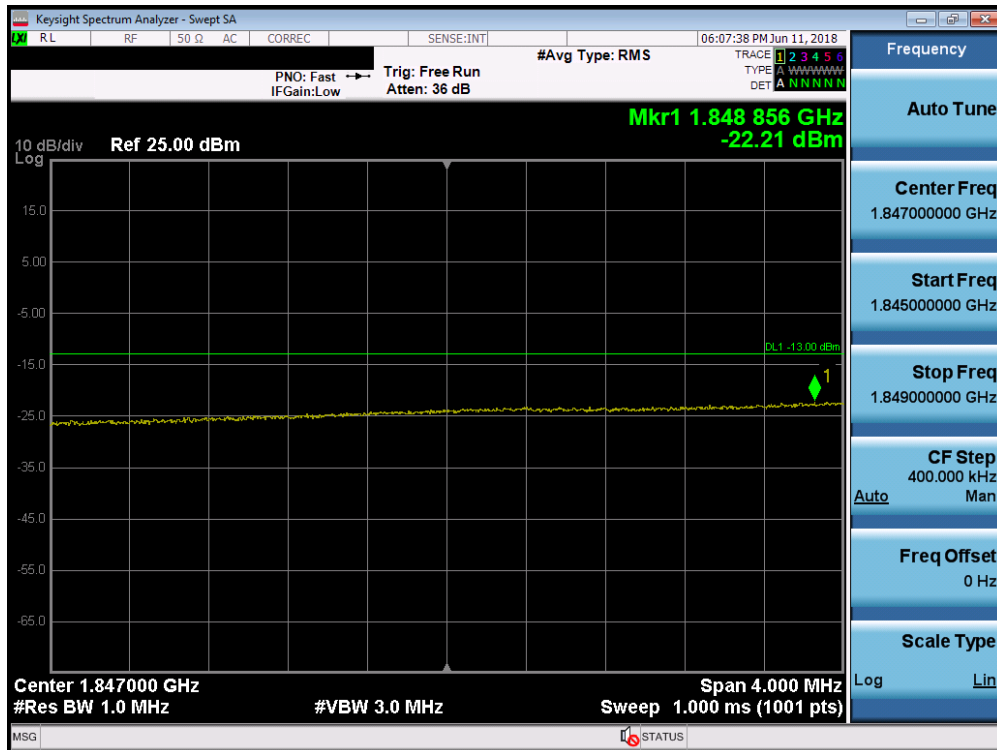


Plot 7-200. Upper Extended Band Edge Plot (Band 2 - 10.0MHz QPSK - Full RB Configuration)

FCC ID: A3LSMT837A	PCTEST ENGINEERING LABORATORY, INC.	MEASUREMENT REPORT (CERTIFICATION)	SAMSUNG	Approved by: Quality Manager
Test Report S/N: 1M1806180124-03.A3L	Test Dates: 5/31-7/18/2018	EUT Type: Portable Tablet		Page 122 of 180

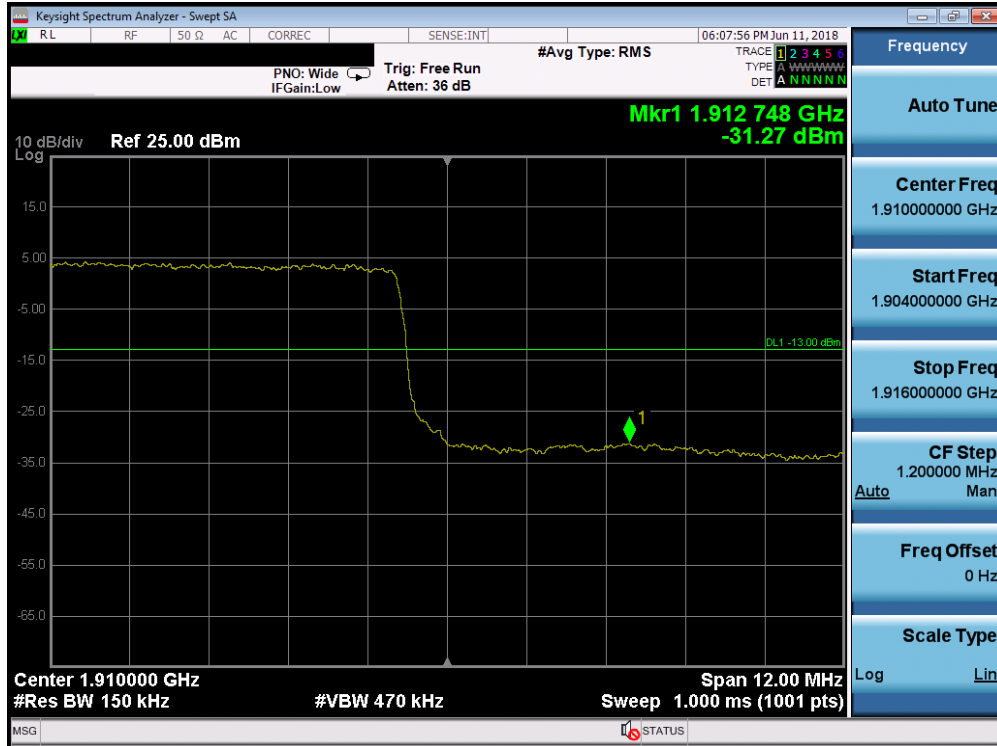


Plot 7-201. Lower Band Edge Plot (Band 2 - 15.0MHz QPSK - Full RB Configuration)

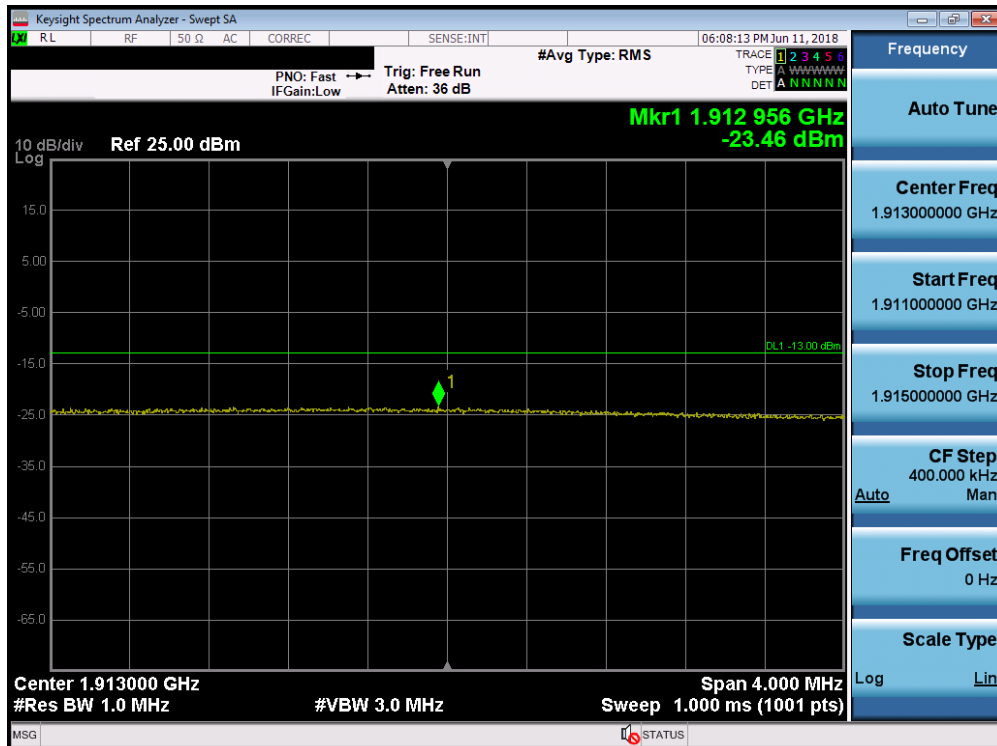


Plot 7-202. Lower Extended Band Edge Plot (Band 2 - 15.0MHz QPSK - Full RB Configuration)

FCC ID: A3LSMT837A	PCTEST ENGINEERING LABORATORY, INC.	MEASUREMENT REPORT (CERTIFICATION)	SAMSUNG	Approved by: Quality Manager
Test Report S/N: 1M1806180124-03.A3L	Test Dates: 5/31-7/18/2018	EUT Type: Portable Tablet		Page 123 of 180

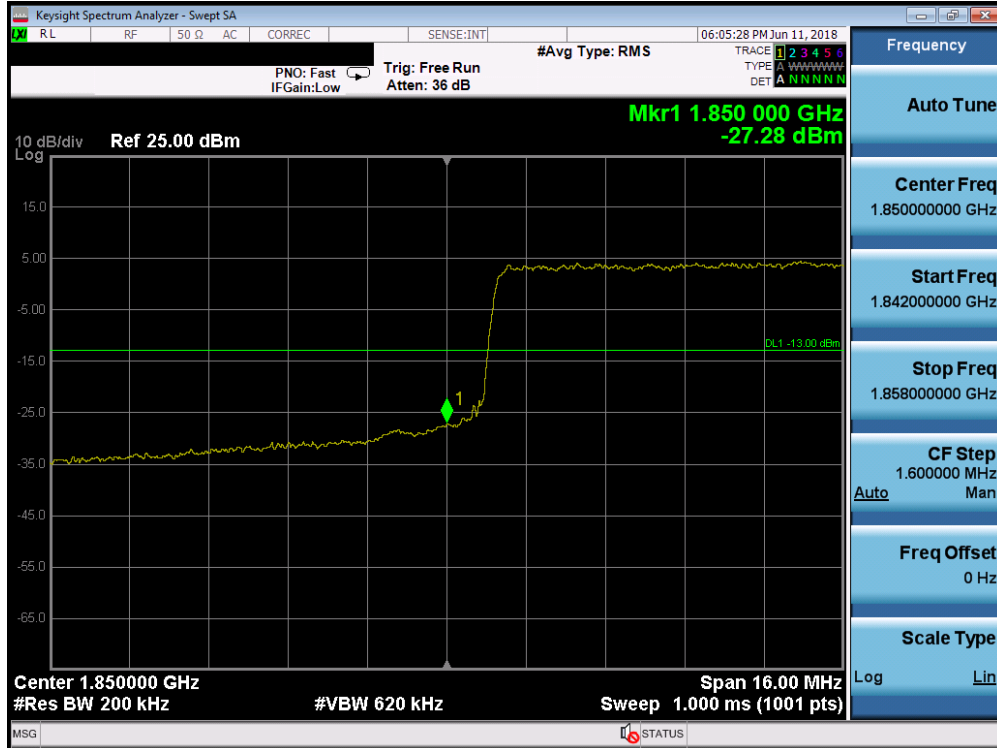


Plot 7-203. Upper Band Edge Plot (Band 2 - 15.0MHz QPSK - Full RB Configuration)



Plot 7-204. Upper Extended Band Edge Plot (Band 2 - 15.0MHz QPSK - Full RB Configuration)

FCC ID: A3LSMT837A	PCTEST ENGINEERING LABORATORY, INC.	MEASUREMENT REPORT (CERTIFICATION)	SAMSUNG	Approved by: Quality Manager
Test Report S/N: 1M1806180124-03.A3L	Test Dates: 5/31-7/18/2018	EUT Type: Portable Tablet		Page 124 of 180

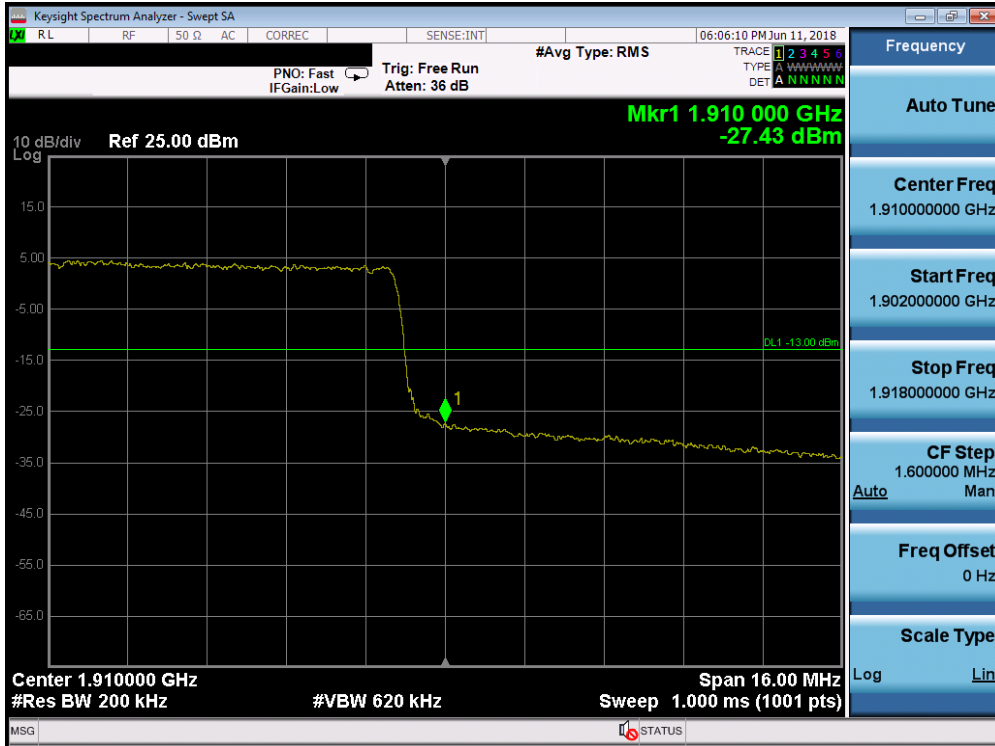


Plot 7-205. Lower Band Edge Plot (Band 2 - 20.0MHz QPSK - Full RB Configuration)

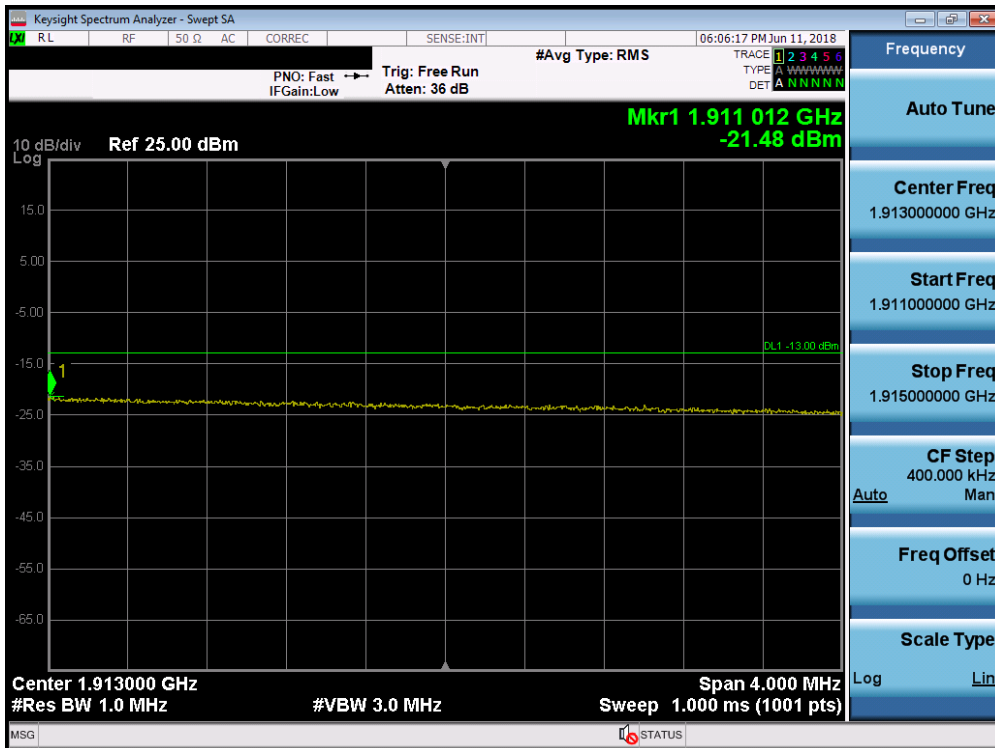


Plot 7-206. Lower Extended Band Edge Plot (Band 2 - 20.0MHz QPSK - Full RB Configuration)

FCC ID: A3LSMT837A	PCTEST ENGINEERING LABORATORY, INC.	MEASUREMENT REPORT (CERTIFICATION)	SAMSUNG	Approved by: Quality Manager
Test Report S/N: 1M1806180124-03.A3L	Test Dates: 5/31-7/18/2018	EUT Type: Portable Tablet		Page 125 of 180



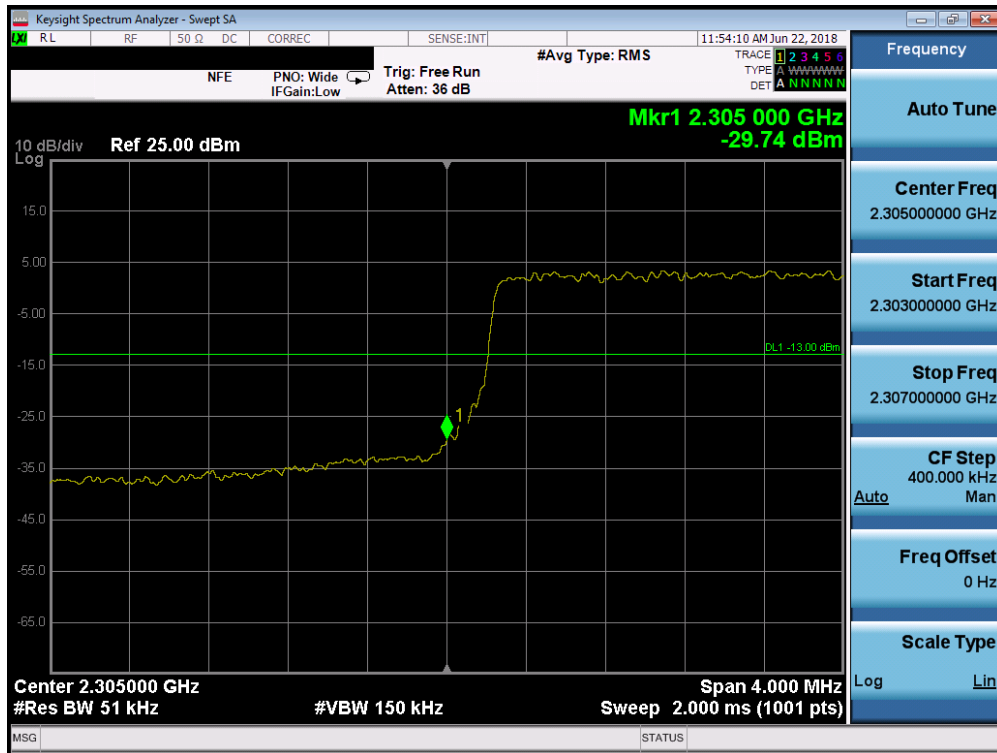
Plot 7-207. Upper Band Edge Plot (Band 2 - 20.0MHz QPSK - Full RB Configuration)



Plot 7-208. Upper Extended Band Edge Plot (Band 2 - 20.0MHz QPSK - Full RB Configuration)

FCC ID: A3LSMT837A	PCTEST ENGINEERING LABORATORY, INC.	MEASUREMENT REPORT (CERTIFICATION)	SAMSUNG	Approved by: Quality Manager
Test Report S/N: 1M1806180124-03.A3L	Test Dates: 5/31-7/18/2018	EUT Type: Portable Tablet		Page 126 of 180

**Band 30**

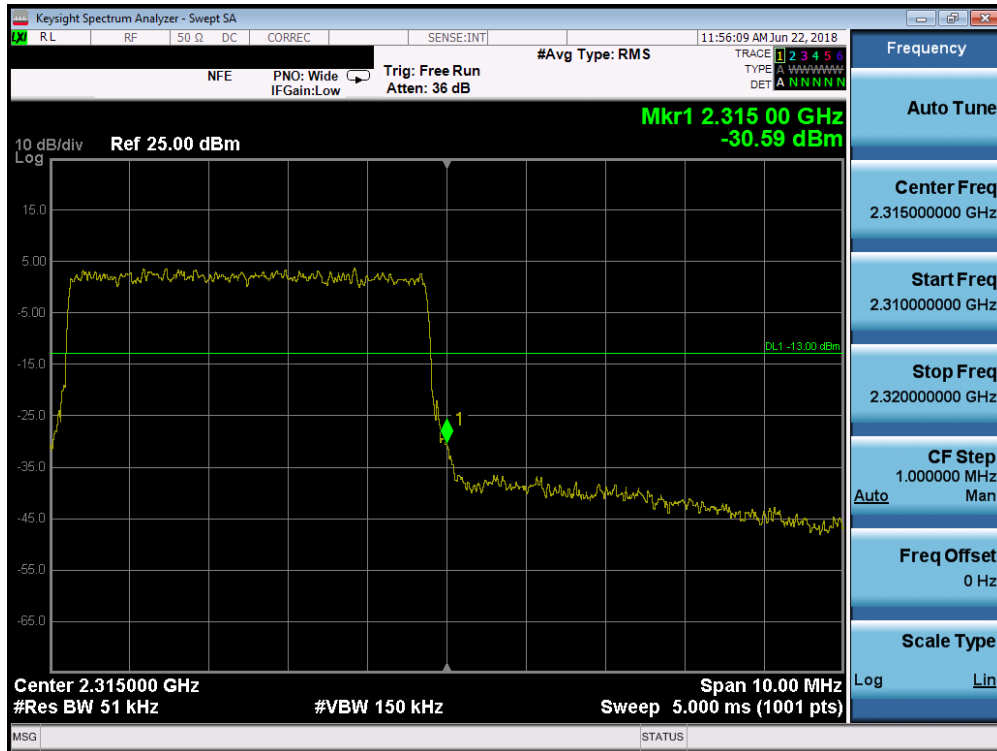


**Plot 7-209. Lower Band Edge Plot (Band 30 - 5.0MHz QPSK - Full RB Configuration)**



**Plot 7-210. Lower Extended Band Edge Plot (Band 30 - 5.0MHz QPSK - Full RB Configuration)**

FCC ID: A3LSMT837A		<b>MEASUREMENT REPORT (CERTIFICATION)</b>		Approved by: Quality Manager
Test Report S/N: 1M1806180124-03.A3L	Test Dates: 5/31-7/18/2018	EUT Type: Portable Tablet		Page 127 of 180

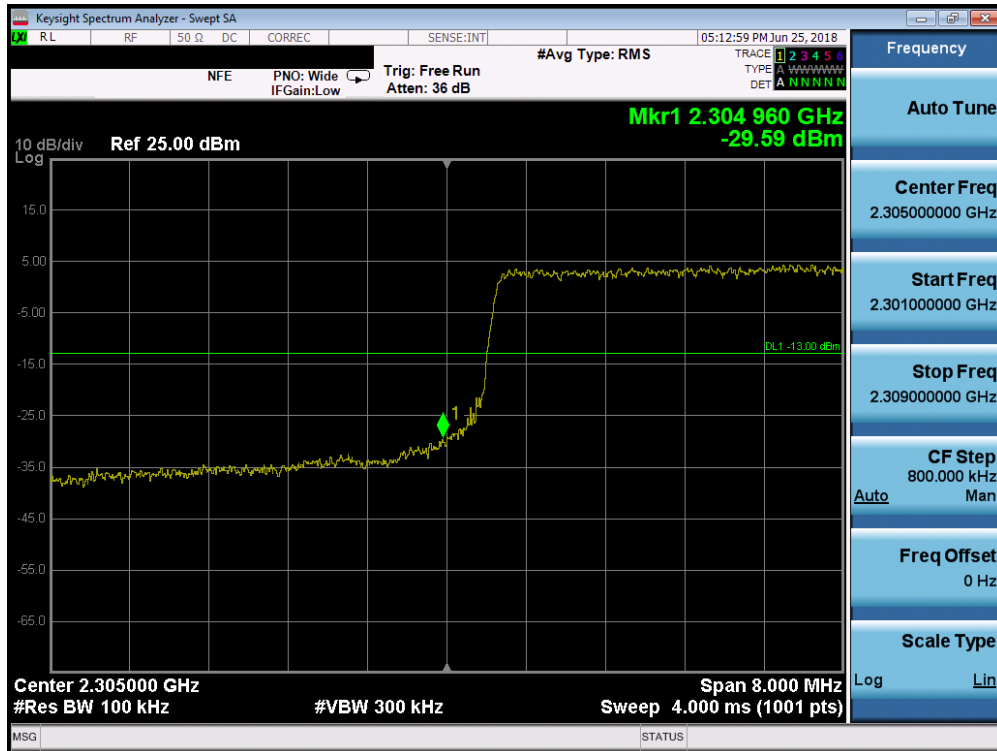


Plot 7-211. Upper Band Edge Plot (Band 30 - 5.0MHz QPSK - Full RB Configuration)



Plot 7-212. Upper Extended Band Edge Plot (Band 30 - 5.0MHz QPSK - Full RB Configuration)

FCC ID: A3LSMT837A		MEASUREMENT REPORT (CERTIFICATION)		Approved by: Quality Manager
Test Report S/N: 1M1806180124-03.A3L	Test Dates: 5/31-7/18/2018	EUT Type: Portable Tablet		Page 128 of 180

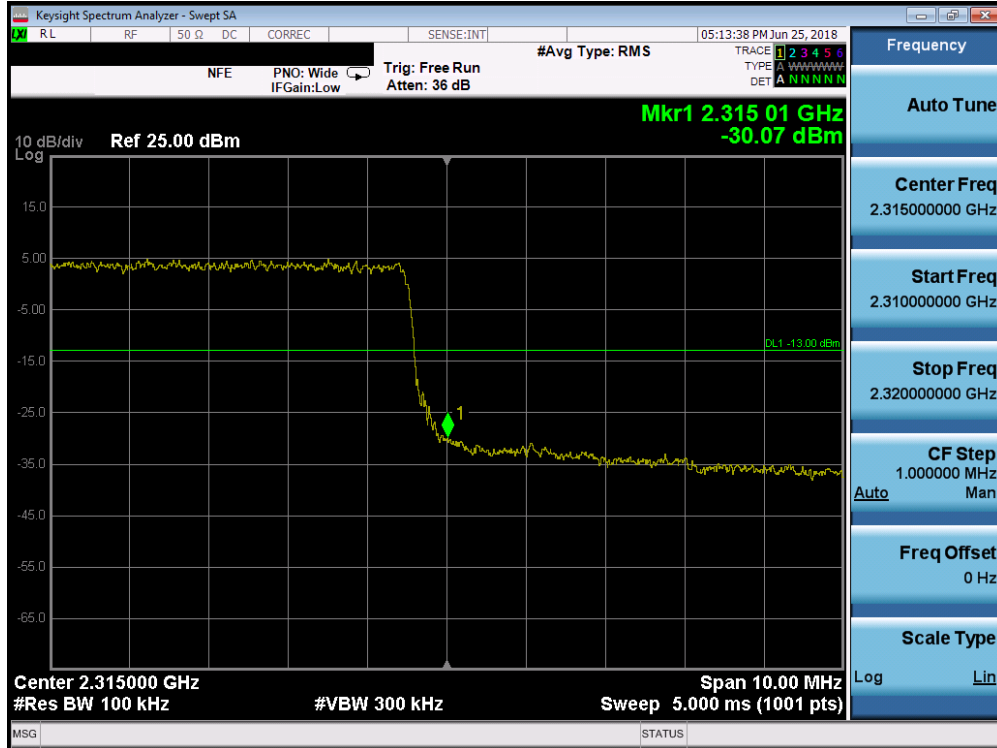


Plot 7-213. Lower Band Edge Plot (Band 30 - 10.0MHz QPSK - Full RB Configuration)

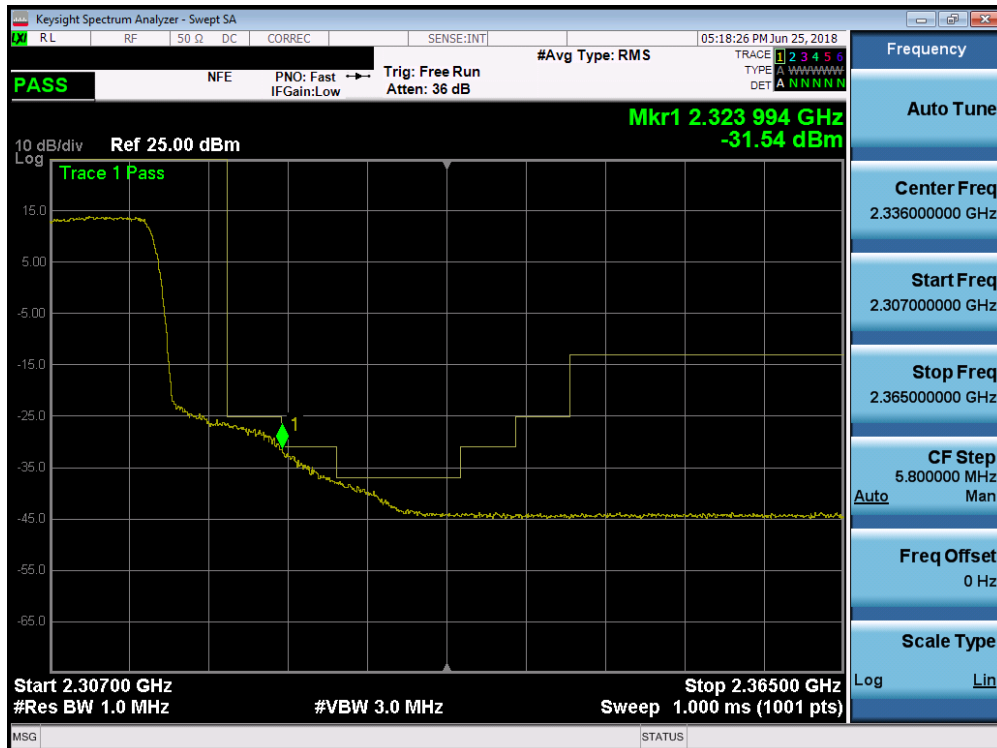


Plot 7-214. Lower Extended Band Edge Plot (Band 30 - 10.0MHz QPSK - Full RB Configuration)

FCC ID: A3LSMT837A	PCTEST ENGINEERING LABORATORY, INC.	MEASUREMENT REPORT (CERTIFICATION)	SAMSUNG	Approved by: Quality Manager
Test Report S/N: 1M1806180124-03.A3L	Test Dates: 5/31-7/18/2018	EUT Type: Portable Tablet		Page 129 of 180



Plot 7-215. Upper Band Edge Plot (Band 30 - 10.0MHz QPSK - Full RB Configuration)



Plot 7-216. Upper Extended Band Edge Plot (Band 30 - 10.0MHz QPSK - Full RB Configuration)

FCC ID: A3LSMT837A	PCTEST ENGINEERING LABORATORY, INC.	MEASUREMENT REPORT (CERTIFICATION)		Approved by: Quality Manager
Test Report S/N: 1M1806180124-03.A3L	Test Dates: 5/31-7/18/2018	EUT Type: Portable Tablet		Page 130 of 180