


## DUT and SAR Set-up Photos

### Overall Dimensions



Front View of the DUT

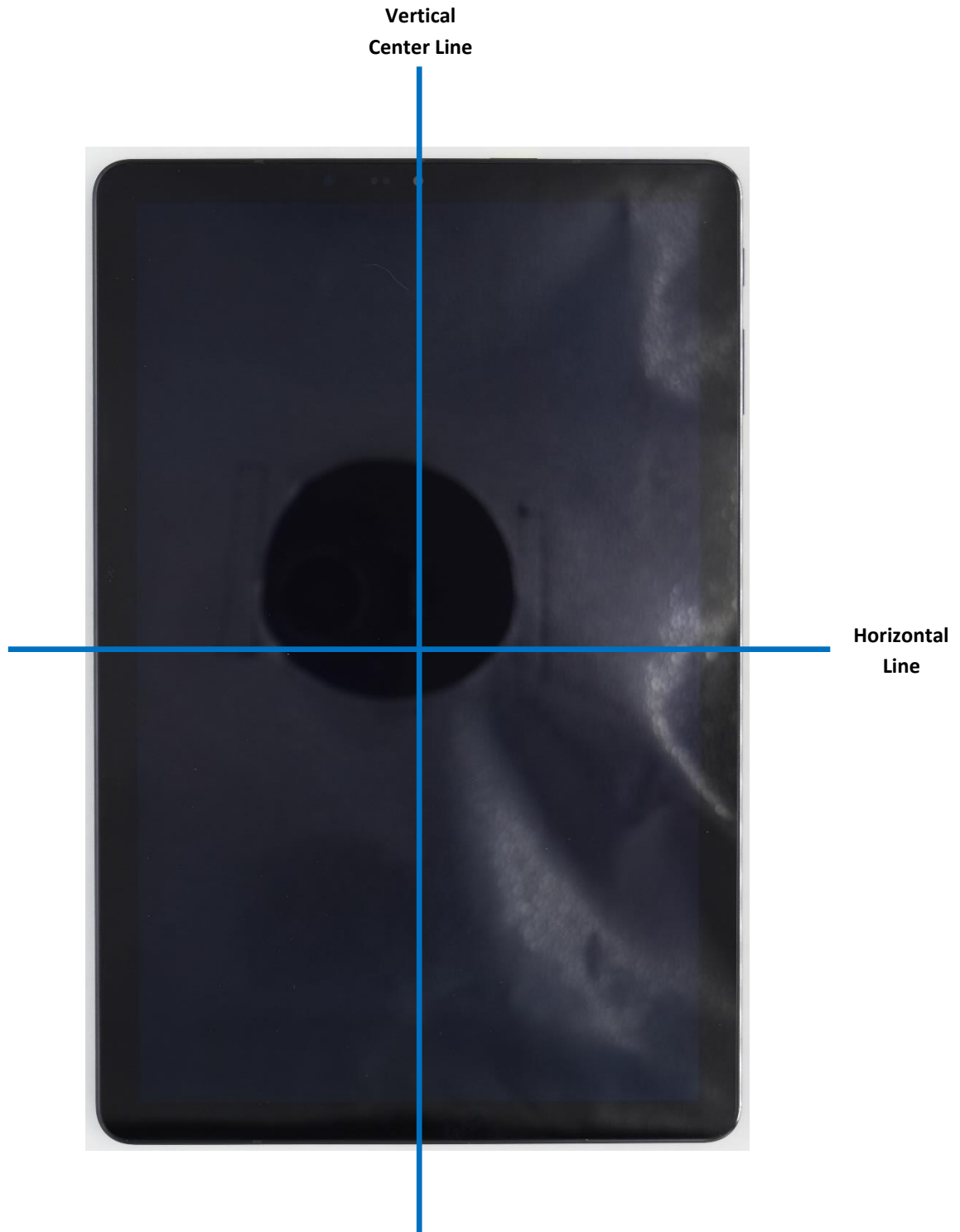


Rear View of the DUT




## Setup Photos

Tablet Vertical and Horizontal Reference Lines




## Standalone Exposure Conditions


Rear (16mm)




Rear (0mm)



Edge 1(14mm)




Edge 1(0mm)



Edge 2(0mm)



Edge 3(0mm)



Edge 4(0mm)



## Antenna Dimensions & Separation Distances

- ① Main Ant 1 (TX & RX)
  - GSM 850, GSM 1900
  - WCDMA Band 2 & 5
  - LTE Band 5 & 12 & 17 & 41
  - GSM 900, GSM 1800, BCO (Non USA)
  - WCDMA Band 1 & 8 (Non USA)
  - TDSCDMA B34 & 39 (Non USA)
  - LTE Band 1 & 3 & 7 & 8 & 20 & 34 & 38 & 39 & 40 (Non USA)

- ② Main Ant 2 (RX)
  - LTE Band 3 & 7 & 40 (Non USA)

- ③ Diversity Ant 1 (Rx)
  - GSM 850, GSM 1900
  - WCDMA Band 2 & 5
  - LTE Band 5 & 12 & 17 & 41
  - GSM 900, GSM 1800, BCO (Non USA)
  - WCDMA Band 1 & 8 (Non USA)
  - TDSCDMA B34 & 39 (Non USA)
  - LTE Band 1 & 3 & 7 & 8 & 20 & 34 & 38 & 39 & 40 (Non USA)

- ④ Diversity Ant 2 (Rx)
  - LTE Band 3 & 7 & 40 (Non USA)

- ⑤ BT/WIFI/ANT+Antenna1(TX & RX)

- ⑥ WIFI/ANT+Antenna2 (TX & RX)

