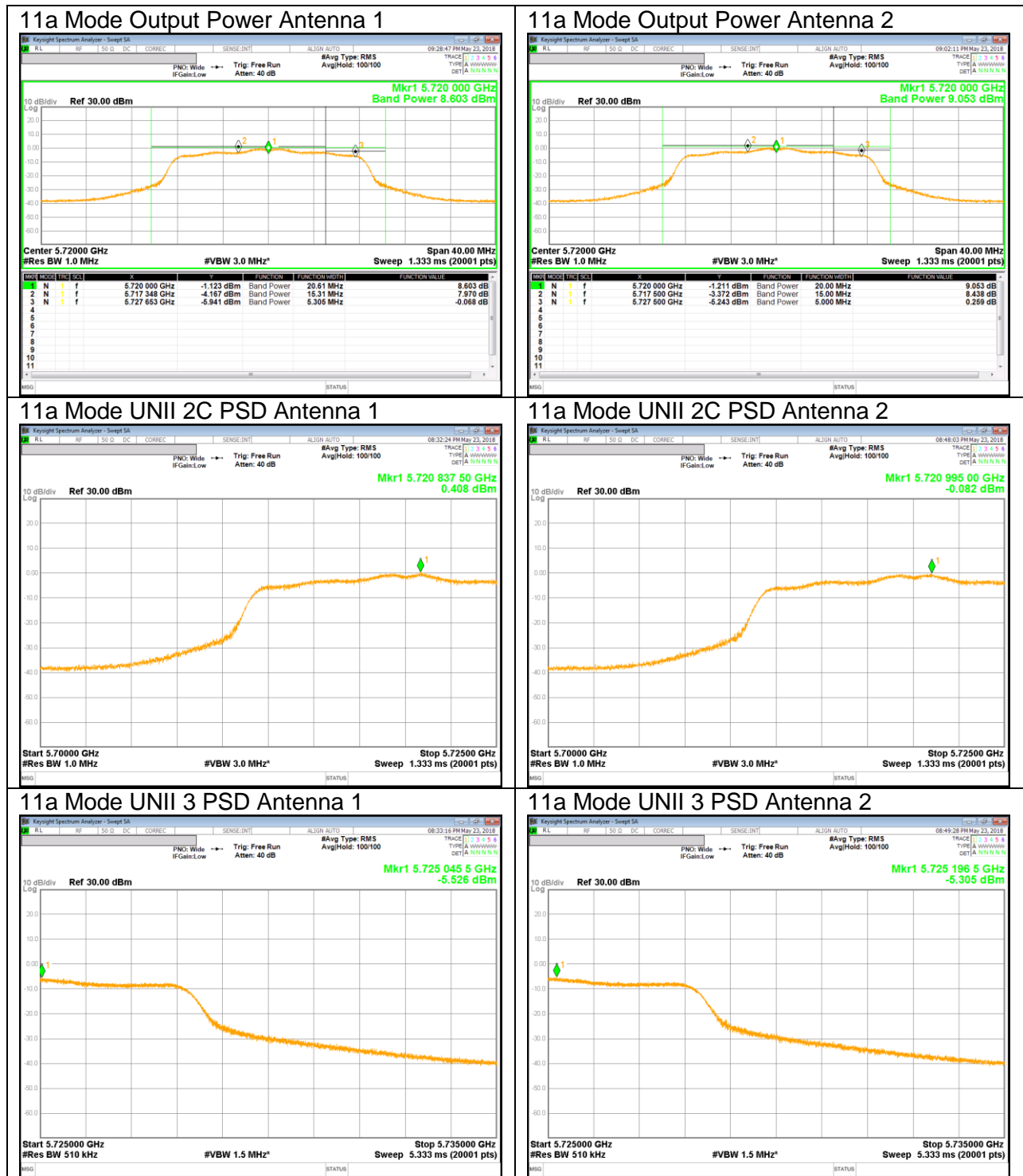
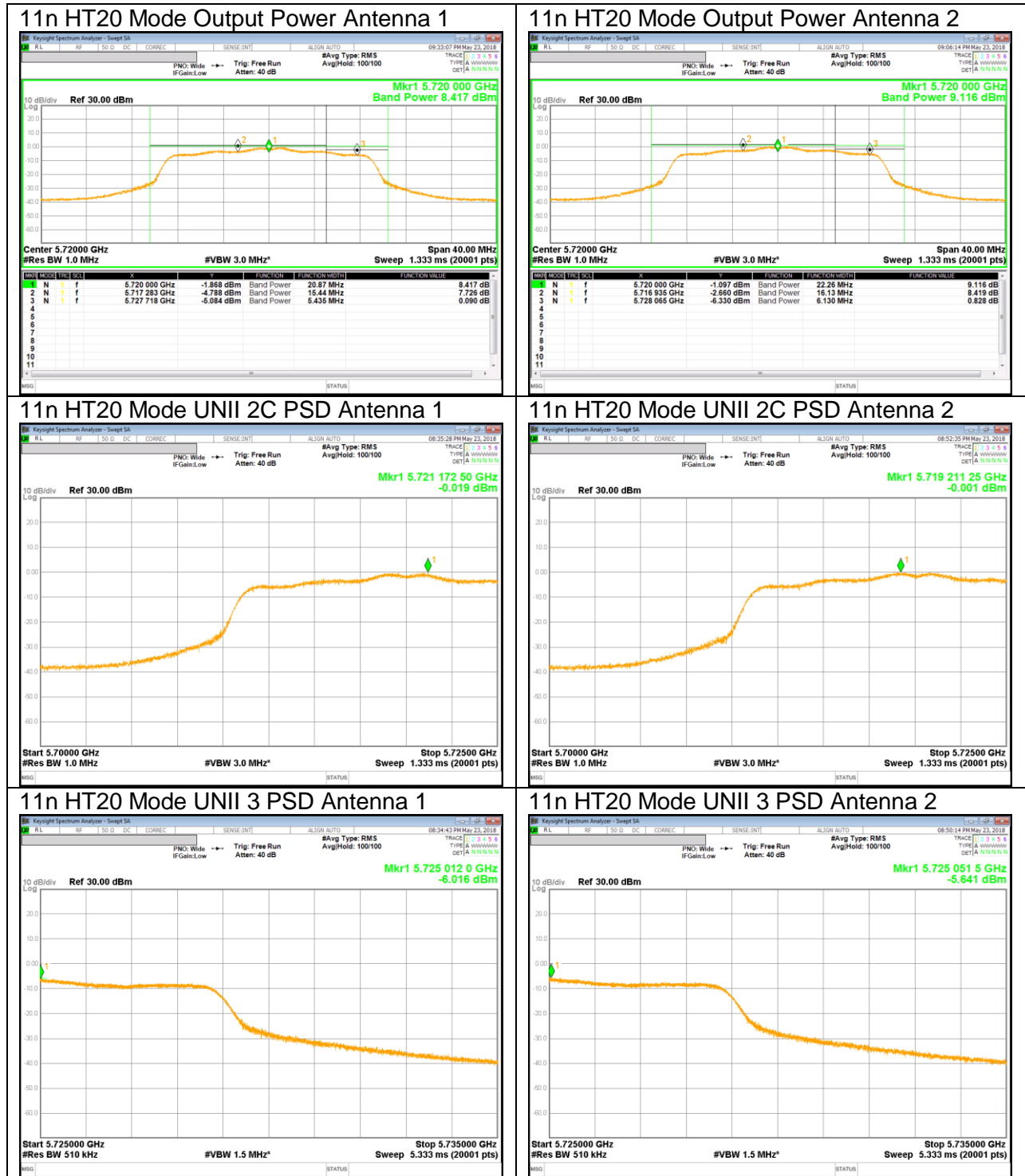


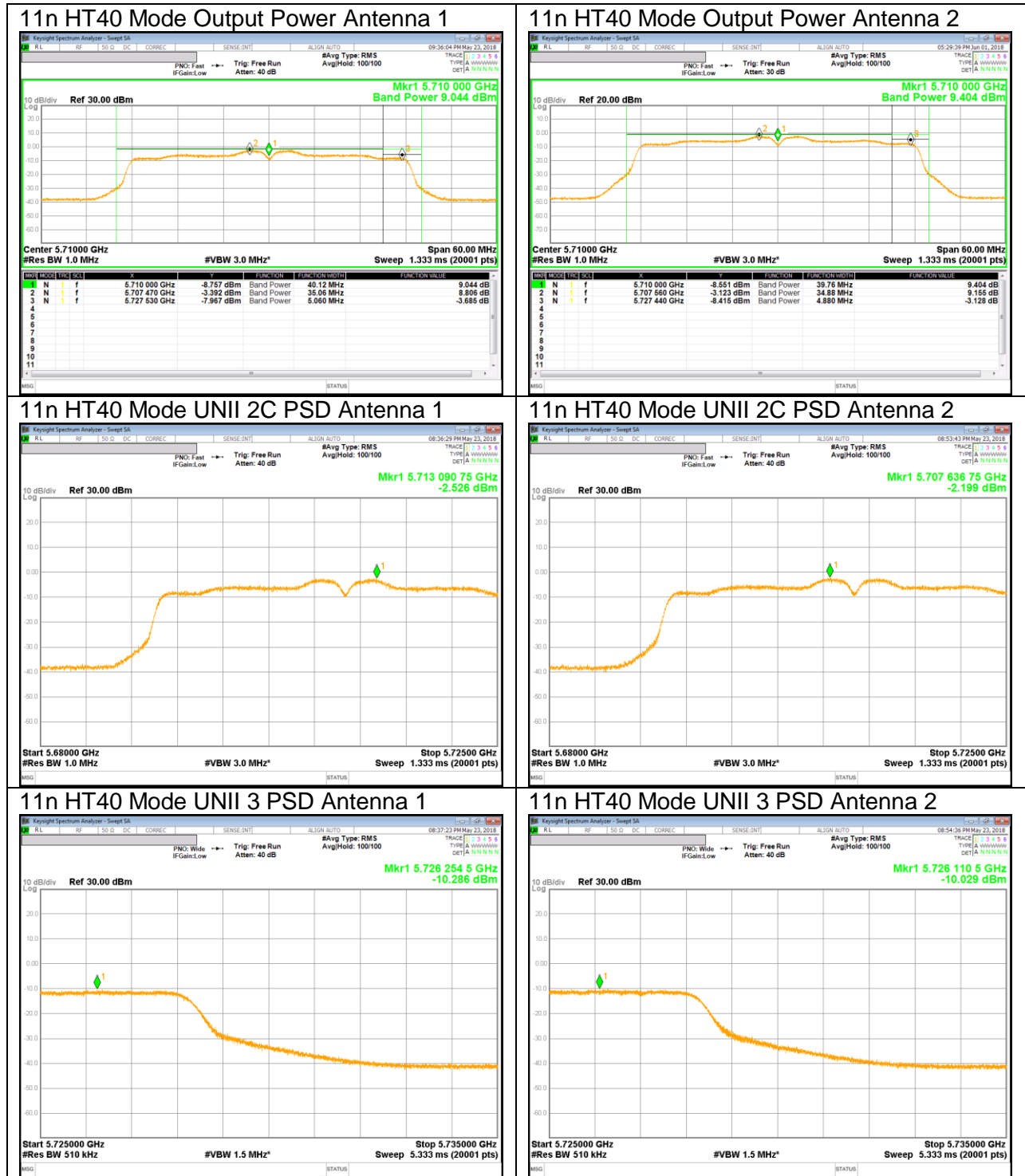
UNII Straddle Ch. IEEE 802.11a mode Ourput Power and PSD



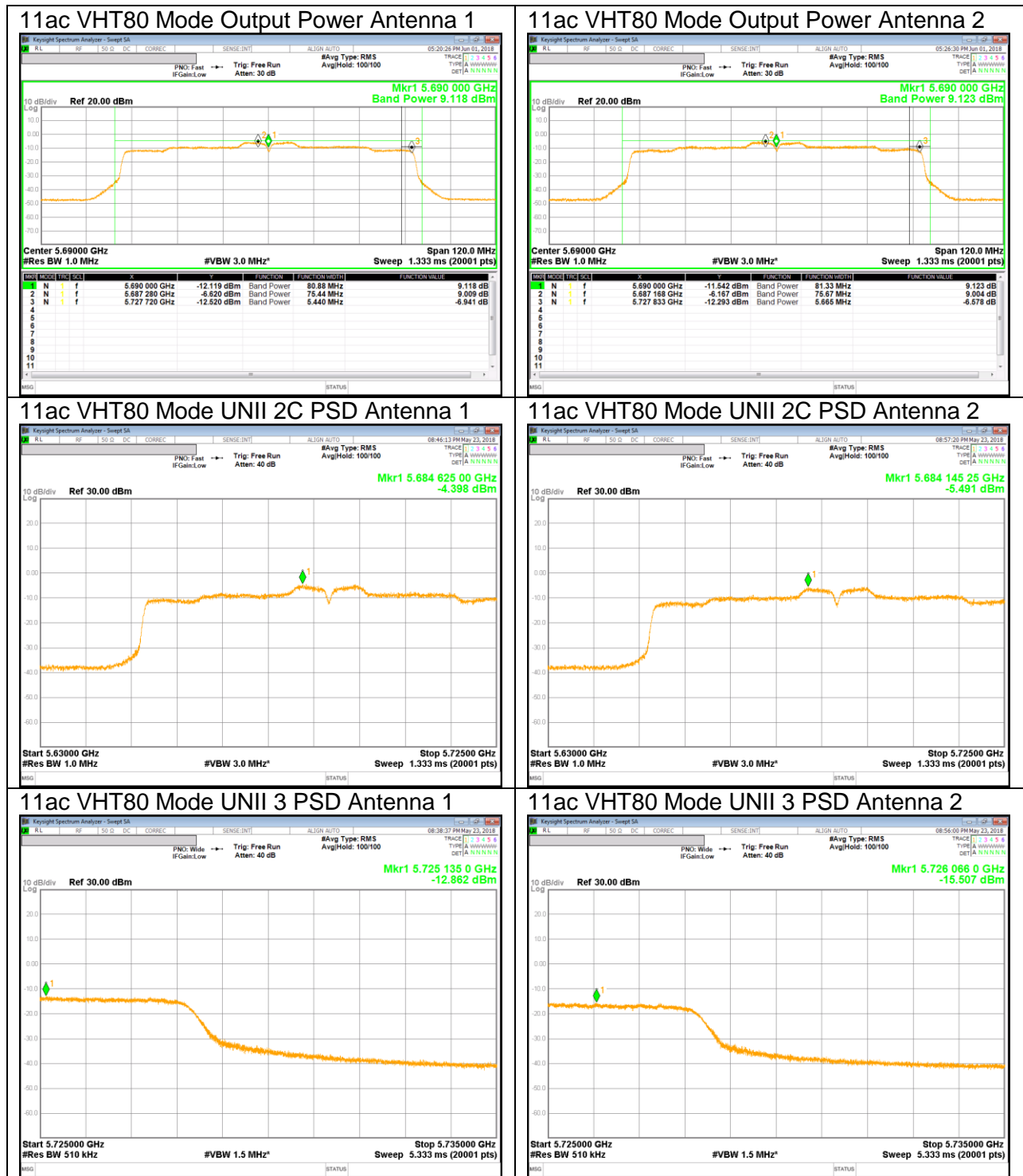
UNII Straddle Ch. IEEE 802.11n HT20 mode Ourput Power and PSD



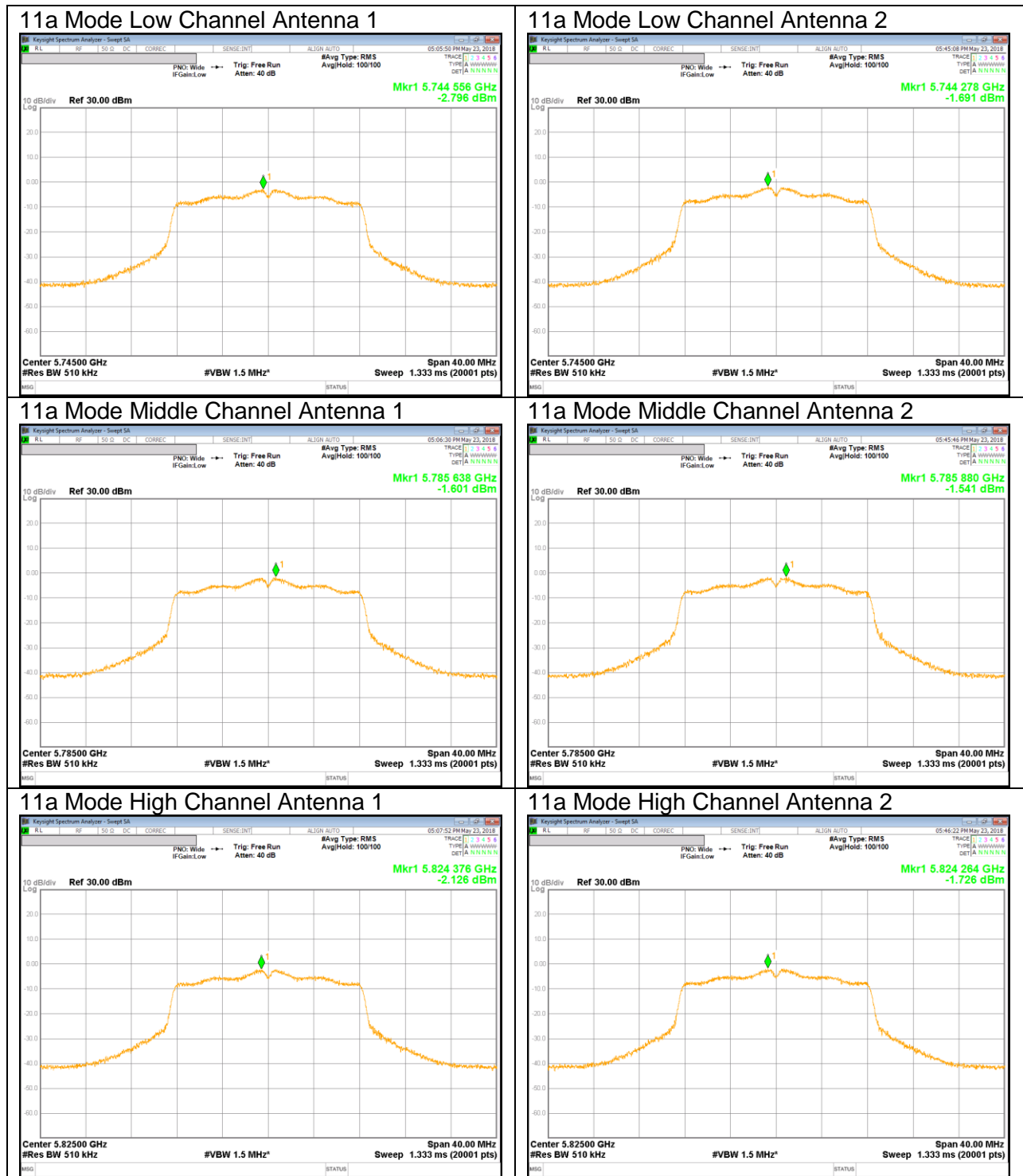
UNII Straddle Ch. IEEE 802.11n HT40 mode Ourput Power and PSD



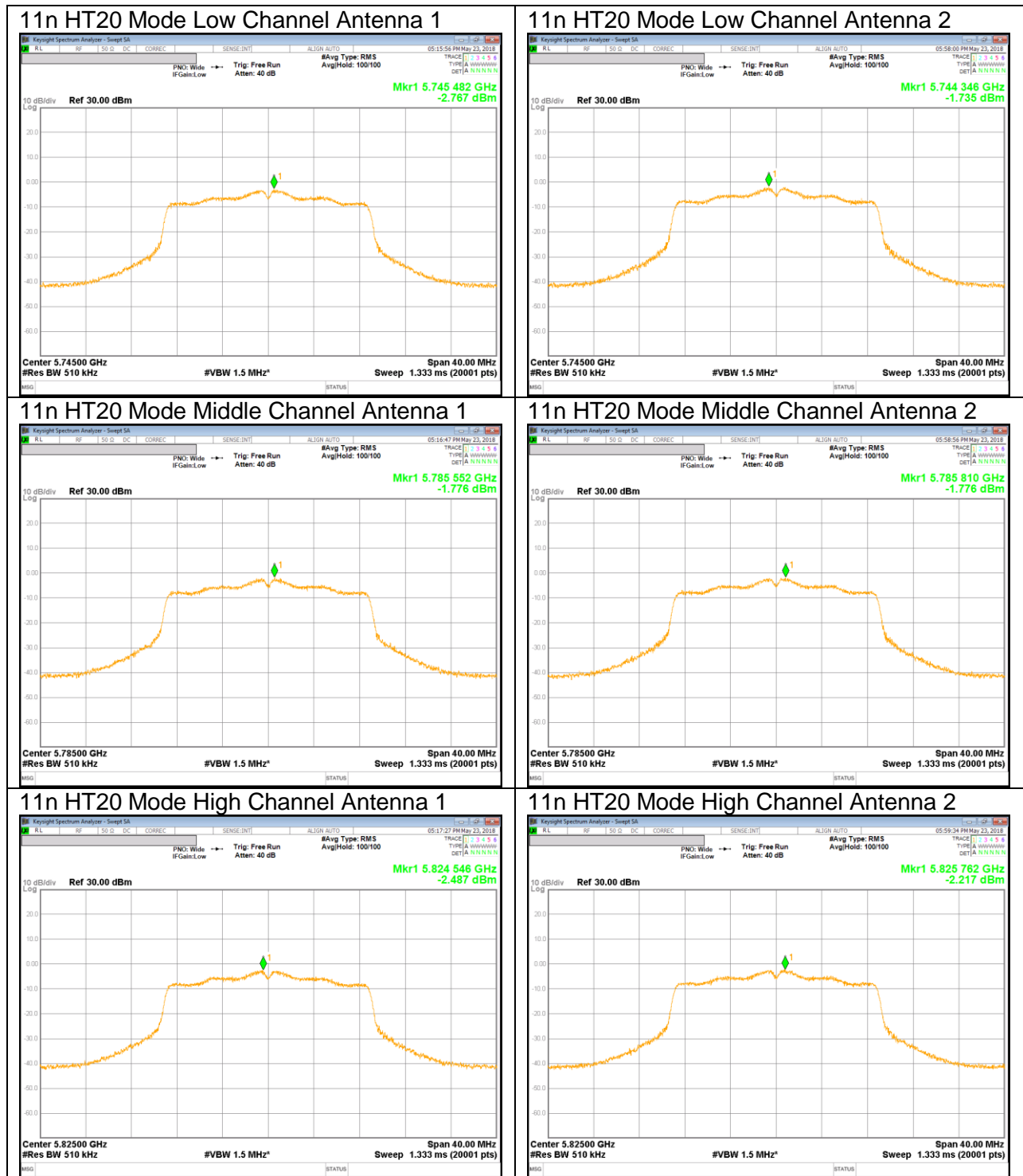
UNII Straddle Ch. IEEE 802.11ac VHT80 mode Ourput Power and PSD



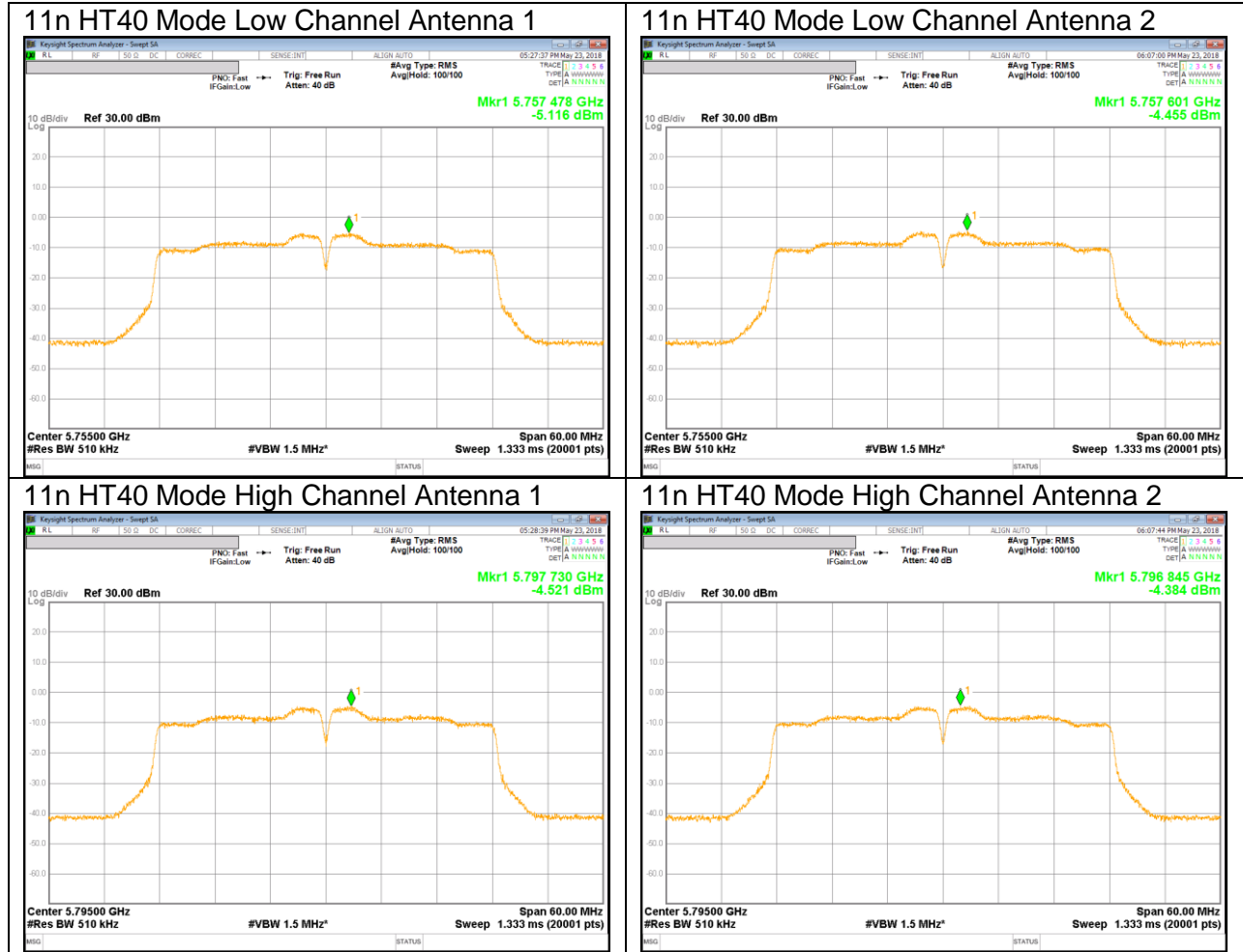
UNII 5.8 GHz IEEE 802.11a mode PSD



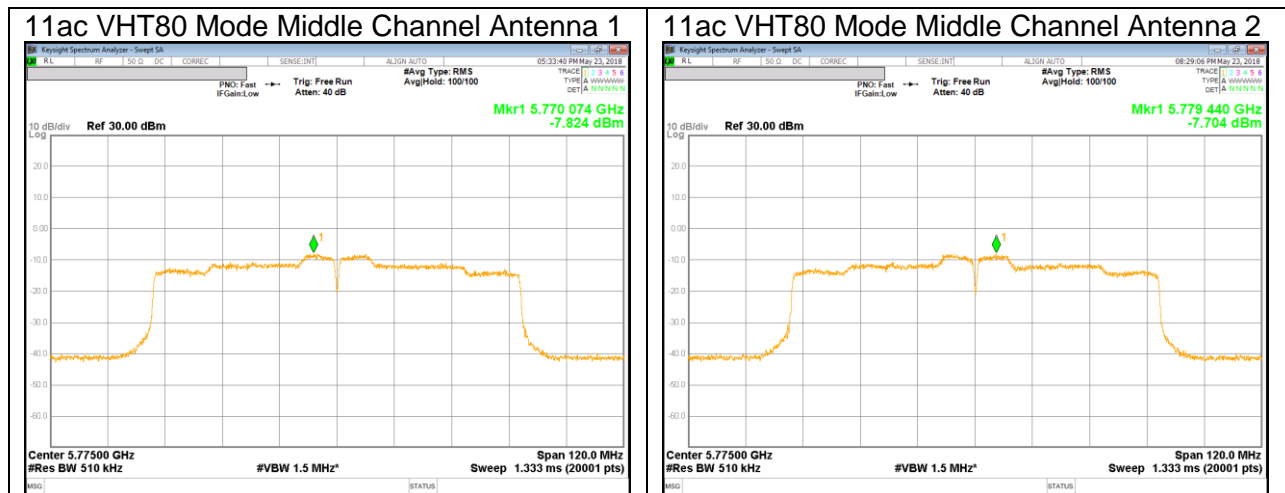
UNII 5.8 GHz IEEE 802.11n HT20 mode mode PSD



UNII 5.8 GHz IEEE 802.11n HT40 mode mode PSD



UNII 5.8 GHz IEEE 802.11ac VHT80 mode mode PSD



11. TRANSMITTER ABOVE 1 GHz

LIMITS

FCC §15.205 and §15.209
 IC RSS-GEN Clause 8.9 (Transmitter)
 IC RSS-GEN Clause 7 (Receiver)

Limits for radiated disturbance of an intentional radiator		
Frequency range (MHz)	Limits (µV/m)	Measurement Distance (m)
0.009 – 0.490	2400 / F (kHz)	300
0.490 – 1.705	24000 / F (kHz)	30
1.705 – 30.0	30	30
30 – 88	100**	3
88 - 216	150**	3
216 – 960	200**	3
Above 960	500	3

** Except as provided in paragraph (g), fundamental emissions from intentional radiators operating under this section shall not be located in the frequency bands 54-72 MHz, 76-88 MHz, 174-216 MHz or 470-806 MHz. However, operation within these frequency bands is permitted under other sections of this part, e.g. §§ 15.231 and 15.241.

FCC §15.407 (b) IC RSS-247

(b) Undesirable emission limits. Except as shown in paragraph (b)(7) of this section, the maximum emissions outside of the frequency bands of operation shall be attenuated in accordance with the following limits:

- (1) For transmitters operating in the 5.15-5.25 GHz band: All emissions outside of the 5.15-5.35 GHz band shall not exceed an e.i.r.p. of -27 dBm/MHz.
- (2) For transmitters operating in the 5.25-5.35 GHz band: All emissions outside of the 5.15-5.35 GHz band shall not exceed an e.i.r.p. of -27 dBm/MHz.
- (3) For transmitters operating in the 5.47-5.725 GHz band: All emissions outside of the 5.47-5.725 GHz band shall not exceed an e.i.r.p. of -27 dBm/MHz.
- (4) For transmitters operating in the 5.725-5.85 GHz band:
 - (i) All emissions shall be limited to a level of -27 dBm/MHz at 75 MHz or more above or below the band edge increasing linearly to 10 dBm/MHz at 25 MHz above or below the band edge, and from 25 MHz above or below the band edge increasing linearly to a level of 15.6 dBm/MHz at 5 MHz above or below the band edge, and from 5 MHz above or below the band edge increasing linearly to a level of 27 dBm/MHz at the band edge.

- (5) The emission measurements shall be performed using a minimum resolution bandwidth of 1 MHz. A lower resolution bandwidth may be employed near the band edge, when necessary, provided the measured energy is integrated to show the total power over 1 MHz.
- (6) Unwanted emissions below 1 GHz must comply with the general field strength limits set forth in §15.209. Further, any U-NII devices using an AC power line are required to comply also with the conducted limits set forth in §15.207.
- (7) The provisions of §15.205 apply to intentional radiators operating under this section.
- (8) When measuring the emission limits, the nominal carrier frequency shall be adjusted as close to the upper and lower frequency band edges as the design of the equipment permits.

Note

- Limit translation to field strength level (FCC §15.407)

$$E[\text{dBuV/m}] = \text{EIRP}[\text{dBm}] + 95.2 = -27\text{dBm} + 95.2 = 68.2\text{dBuV/m}$$

$$E[\text{dBuV/m}] = \text{EIRP}[\text{dBm}] + 95.2 = -17\text{dBm} + 95.2 = 78.2\text{dBuV/m}$$

TEST PROCEDURE

The EUT is placed on a non-conducting table 80 cm above the ground plane for below 1GHz and 150 cm for above 1GHz. The antenna to EUT distance is 3 meters. The EUT is configured in accordance with ANSI C63.10. The EUT is set to transmit in a continuous mode.

For measurements below 1 GHz the resolution bandwidth is set to 100 kHz for peak detection measurements or 120 kHz for quasi-peak detection measurements. Peak detection is used unless otherwise noted as quasi-peak.

Reference to KDB 789033 D02 v02r01 UNII part G) 6) c) Method AD:

For measurements above 1 GHz the resolution bandwidth is set to 1 MHz; the video bandwidth is set to 3 MHz for peak measurements and add duty cycle factor to the reading offset for average measurements.

Pre-scans to detect harmonic and spurious emissions, the resolution bandwidth is set to 1 MHz; the video bandwidth is set to 30 KHz for peak measurements.

The spectrum from 1GHz to 40 GHz is investigated with the transmitter set to the lowest, middle, and highest channels in each applicable band.
(From 30MHz to 1GHz, test was performed with the EUT set to transmit at the channel with highest output power)

The frequency range of interest is monitored at a fixed antenna height and EUT azimuth. The EUT is rotated through 360 degrees to maximize emissions received. The antenna is scanned from 1 to 4 meters above the ground plane to further maximize the emission. Measurements are made with the antenna polarized in both the vertical and the horizontal positions.

Note : Emission was pre-scanned from 9KHz to 30MHz; No emissions were detected which was at least 20dB below the specification limit (consider distance correction factor).
Per FCC part 15.31(o), test results were not reported.

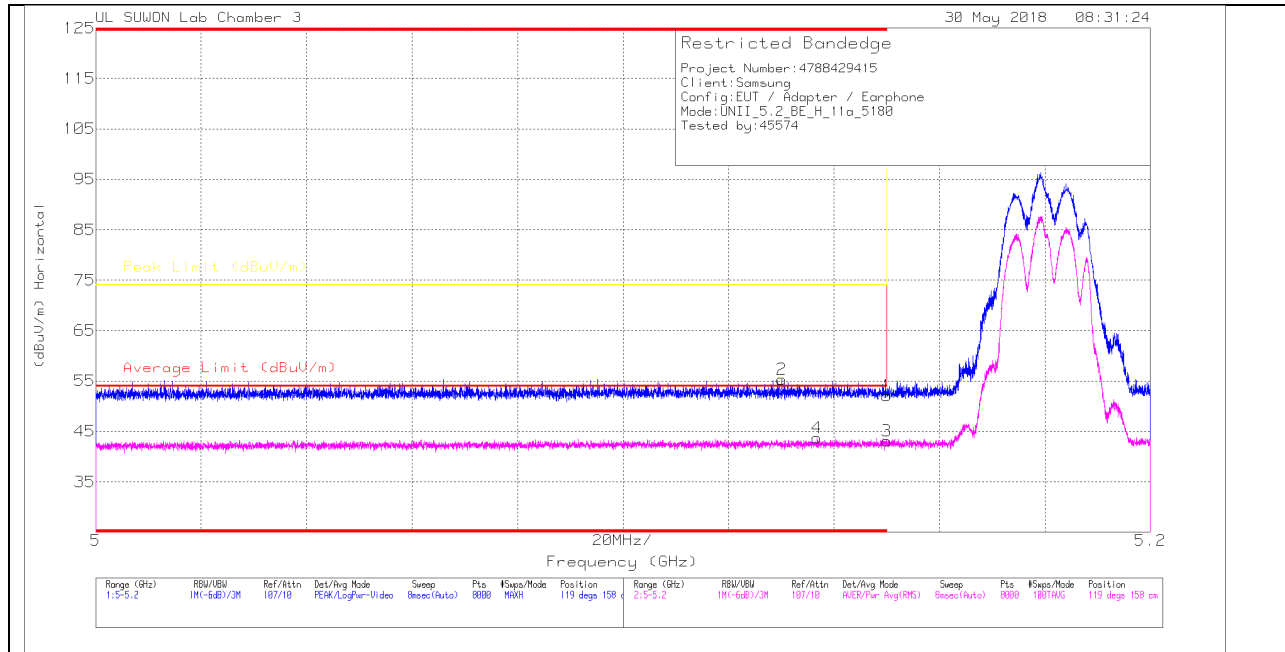
Although these tests were performed other than open area test site, adequate comparison measurements were confirmed against 30 m open are test site.
Therefore sufficient tests were made to demonstrate that the alternative site produces results that correlate with the one of tests made in an open field based on KDB 414788.

11.1. 5.2 GHz

11.1.1. TX Above 1GHz 802.11a 2Tx CDD MODE IN THE 5.2GHz BAND

RESTRICTED BANDEDGE (LOW CHANNEL)

HORIZONTAL PEAK AND AVERAGE PLOT



HORIZONTAL DATA

Trace Markers

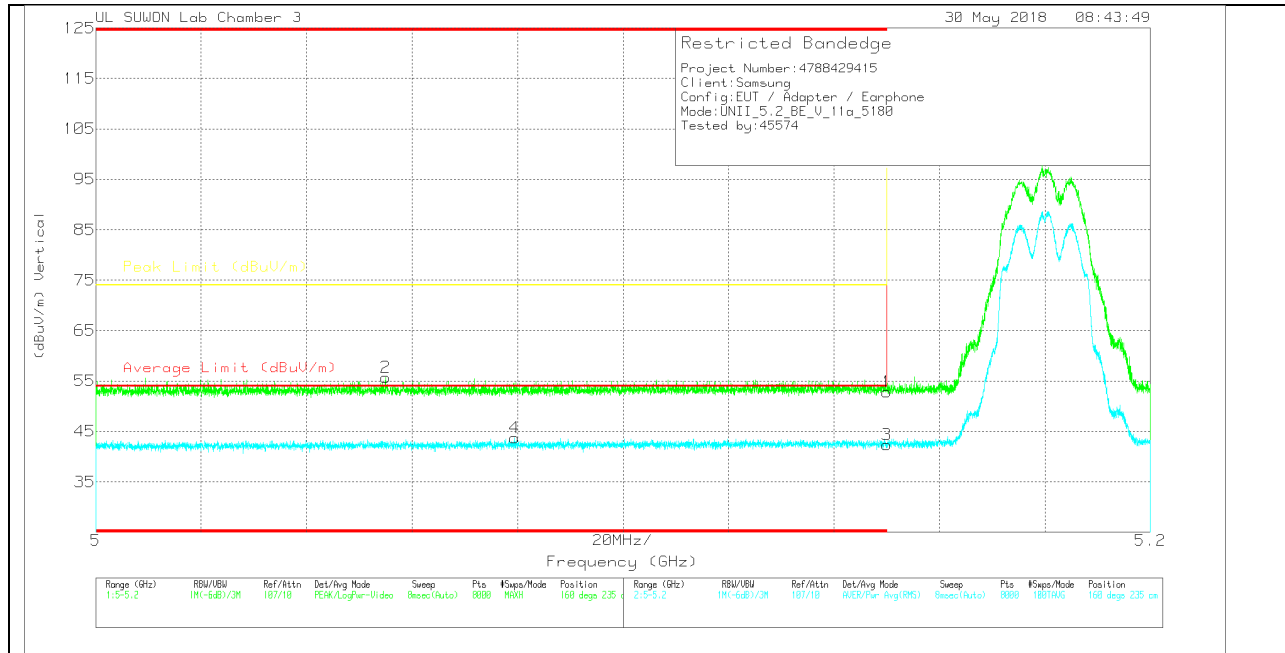
Marker	Frequency (GHz)	Meter Reading (dBuV)	Det	311700205959	10dB_ATT[dB]	DC Corr (dB)	Corrected Reading (dBuV/m)	Average Limit (dBuV/m)	Margin (dB)	Peak Limit (dBuV/m)	PK Margin (dB)	Azimuth (Degs)	Height (cm)	Polarity
1	* 5.15	36.65	Pk	34.3	-18.8	0	52.15	-	-	74	-21.85	119	158	H
2	* 5.13	39.92	Pk	34.3	-18.9	0	55.32	-	-	74	-18.68	119	158	H
3	* 5.15	28.02	RMS	34.3	-19.3	.12	43.14	54	-10.86	-	-	119	158	H
4	* 5.137	28.61	RMS	34.3	-19.3	.12	43.73	54	-10.27	-	-	119	158	H

* - indicates frequency in CFR47 Pt 15 / IC RSS-Restricted Band

Pk - Peak detector

RMS - RMS detection

VERTICAL PEAK AND AVERAGE PLOT



VERTICAL DATA

Trace Markers

Marker	Frequency (GHz)	Meter Reading (dBuV)	Det	3117(00205959)	10dB_ATT(dB)	DC Corr (dB)	Corrected Reading (dBuV/m)	Average Limit (dBuV/m)	Margin (dB)	Peak Limit (dBuV/m)	PK Margin (dB)	Azimuth (Degs)	Height (cm)	Polarity
1	* 5.15	37.31	Pk		-18.8	0	52.81	-	-	74	-21.19	160	235	V
2	* 5.055	40.38	Pk		-18.9	0	55.68	-	-	74	-18.32	160	235	V
3	* 5.15	27.2	RMS		-19.3	.12	42.32	54	-11.68	-	-	160	235	V
4	* 5.079	28.86	RMS		-19.4	.12	43.78	54	-10.22	-	-	160	235	V

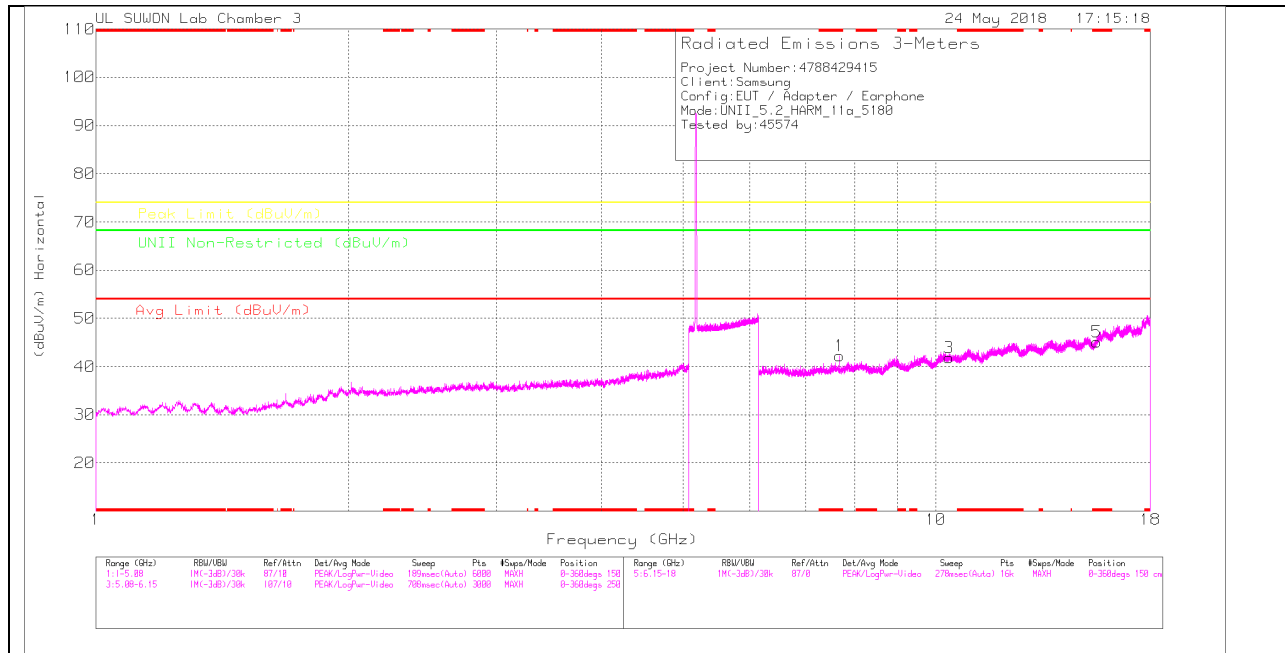
* - indicates frequency in CFR47 Pt 15 / IC RSS-Restricted Band

Pk - Peak detector

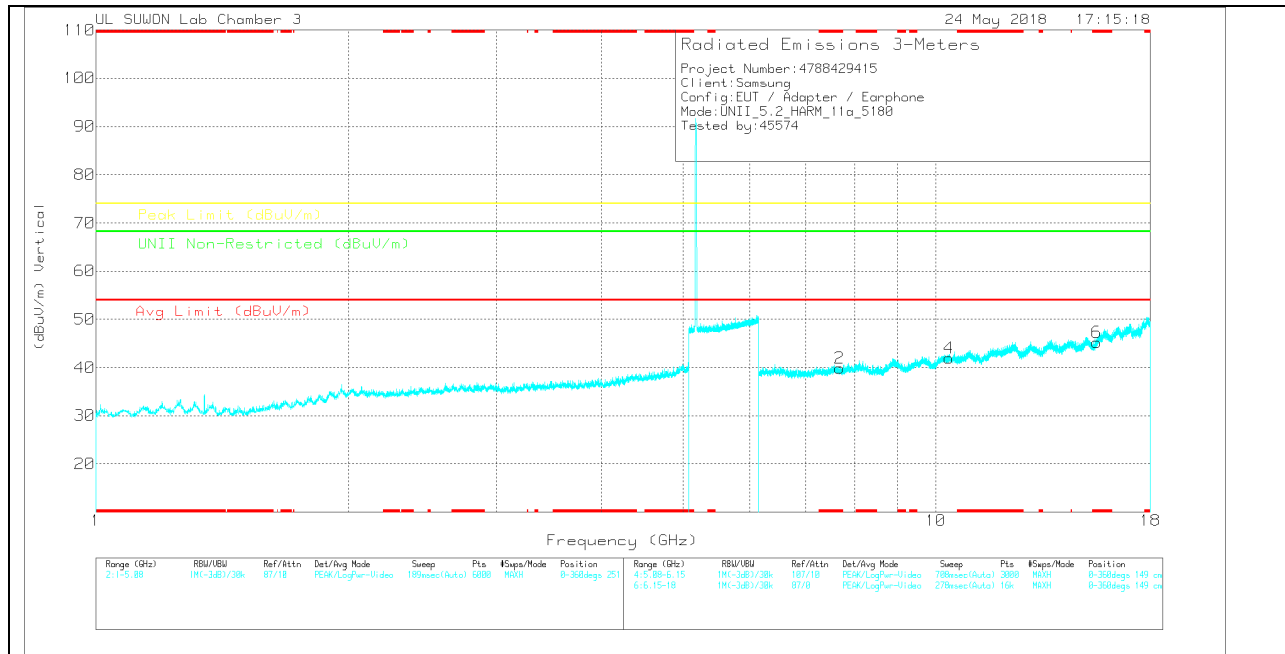
RMS - RMS detection

HARMONICS AND SPURIOUS EMISSIONS

LOW CHANNEL HORIZONTAL



LOW CHANNEL VERTICAL



Note: Emission was scanned up to 40GHz; No emissions were detected above the noise floor which was at least 20dB below the specification limit.

LOW CHANNEL DATA

Trace Markers

Marker	Frequency (GHz)	Meter Reading (dBuV)	Det	3117(0205959)	@GHz_HF(dB)	DC Corr (dB)	Corrected Reading (dBuV/m)	Aug Limit (dBuV/m)	Margin (dB)	Peak Limit (dBuV/m)	Margin (dB)	Limit Non-Restricted (dBuV/m)	Margin (dB)	Azimuth (Degs)	Height (cm)	Polarity
1	* 7.679	29.99	PK	35.6	-23.3	0	42.29	-	-	74	-31.71	-	-	0-360	150	H
3	10.361	23.51	PK	37.5	-19.2	0	41.81	-	-	-	-	68.2	-26.39	0-360	250	H
5	* 15.54	24.91	PK	40	-19.8	0	45.11	-	-	74	-28.89	-	-	0-360	250	H
2	* 7.679	27.55	PK	35.6	-23.3	0	39.85	-	-	74	-34.15	-	-	0-360	149	V
4	10.361	23.68	PK	37.5	-19.2	0	41.98	-	-	-	-	68.2	-26.22	0-360	149	V
6	* 15.54	25	PK	40	-19.8	0	45.2	-	-	74	-28.8	-	-	0-360	250	V

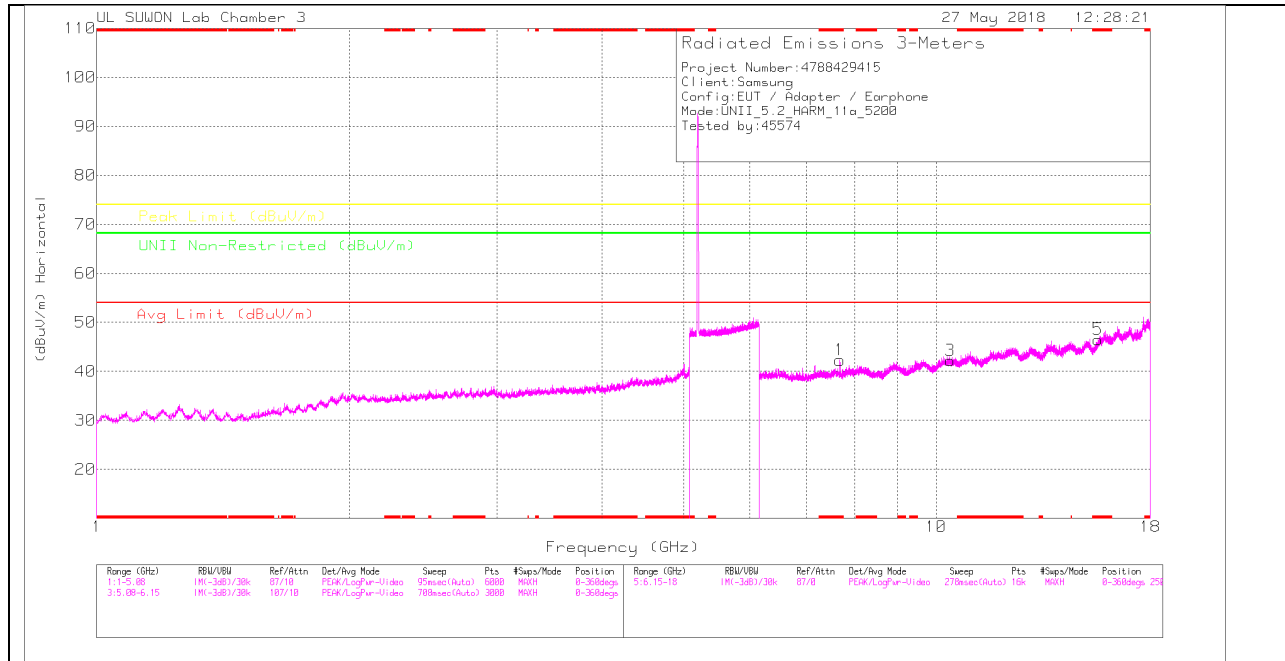
* - indicates frequency in CFR47 Pt 15 / IC RSS-Restricted Band
 PK – Peak Detector

Radiated Emissions

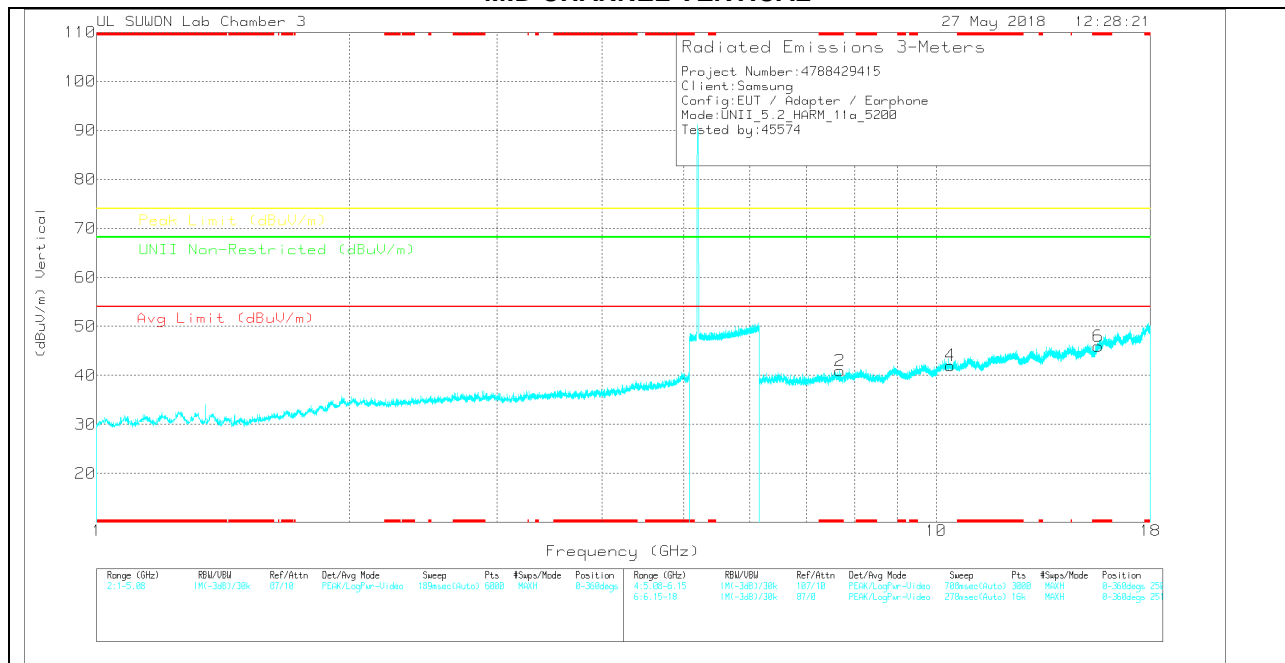
Frequency (GHz)	Meter Reading (dBuV)	Det	3117(0205959)	@GHz_HF(dB)	DC Corr (dB)	Corrected Reading (dBuV/m)	Aug Limit (dBuV/m)	Margin (dB)	Peak Limit (dBuV/m)	Margin (dB)	Limit Non-Restricted (dBuV/m)	Margin (dB)	Azimuth (Degs)	Height (cm)	Polarity
* 7.68	33.99	PK-U	35.6	-23.3	0	46.29	-	-	74	-27.71	-	-	111	236	H
* 7.68	26.71	ADR	35.6	-23.3	.12	39.13	54	-14.87	-	-	-	-	111	236	H

* - indicates frequency in CFR47 Pt 15 / IC RSS-Restricted Band
 PK-U - U-NII: Maximum Peak
 ADR - U-NII AD primary method, RMS average

MID CHANNEL HORIZONTAL



MID CHANNEL VERTICAL



Note: Emission was scanned up to 40GHz; No emissions were detected above the noise floor which was at least 20dB below the specification limit.

MID CHANNEL DATA

Trace Markers

Marker	Frequency (GHz)	Meter Reading (dBuV)	Det	3117(00205959)	6GHz_HF(dB)	DC Corr (dB)	Corrected Reading (dBuV/m)	Avg Limit (dBuV/m)	Margin (dB)	Peak Limit (dBuV/m)	Margin (dB)	UNI Non-Restricted (dBuV/m)	Margin (dB)	Azimuth (Degs)	Height (cm)	Polariz
1	* 7.679	30	PK	35.6	-23.3	0	42.3	-	-	74	-31.7	-	-	0-360	250	H
3	10.401	24	PK	37.5	-19.3	0	42.2	-	-	-	-	68.2	-26	0-360	150	H
5	* 15.6	25.7	PK	40.2	-19.4	0	46.5	-	-	74	-27.5	-	-	0-360	250	H
2	* 7.679	28.66	PK	35.6	-23.3	0	40.96	-	-	74	-33.04	-	-	0-360	251	V
4	10.401	23.81	PK	37.5	-19.3	0	42.01	-	-	-	-	68.2	-26.19	0-360	149	V
6	* 15.601	25.06	PK	40.2	-19.3	0	45.96	-	-	74	-28.04	-	-	0-360	149	V

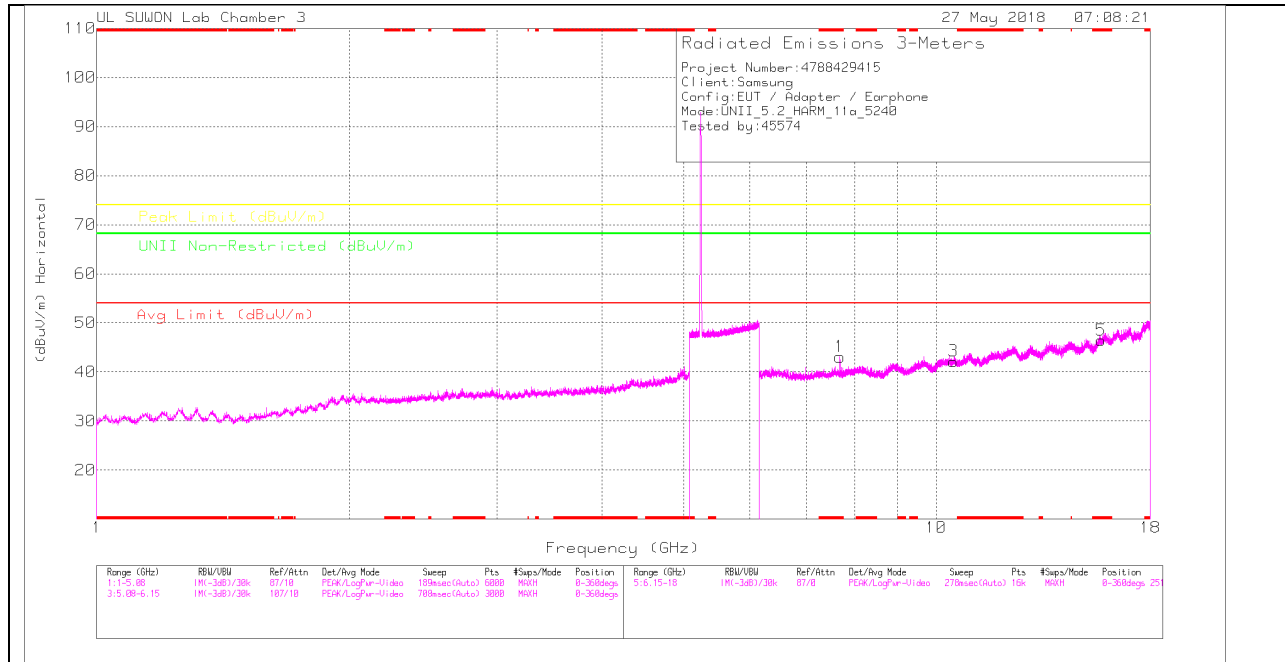
* - indicates frequency in CFR47 Pt 15 / IC RSS-Restricted Band
 PK – Peak Detector

Radiated Emissions

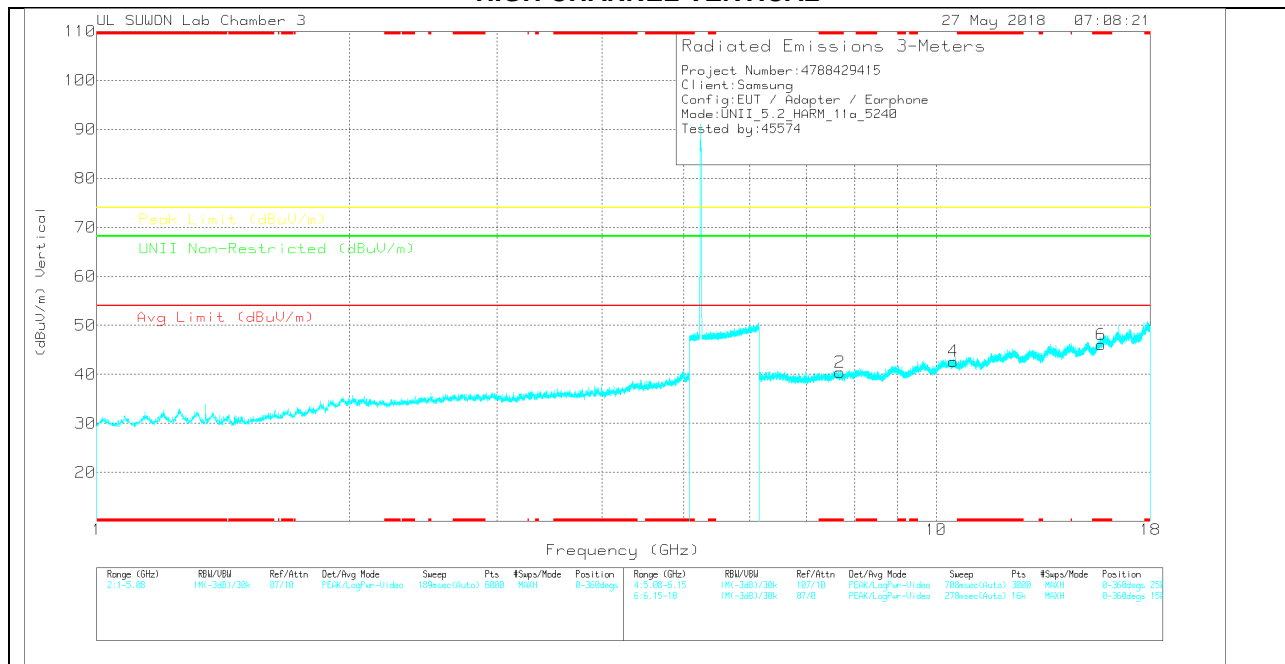
Frequency (GHz)	Meter Reading (dBuV)	Det	3117(00205959)	6GHz_HF(dB)	DC Corr (dB)	Corrected Reading (dBuV/m)	Avg Limit (dBuV/m)	Margin (dB)	Peak Limit (dBuV/m)	Margin (dB)	UNI Non-Restricted (dBuV/m)	Margin (dB)	Azimuth (Degs)	Height (cm)	Polariz
* 7.68	33.46	PK-U	35.6	-23.3	0	45.76	-	-	74	-28.24	-	-	111	236	H
* 7.68	26.86	ADR	35.6	-23.3	.12	39.28	54	-14.72	-	-	-	-	111	236	H

* - indicates frequency in CFR47 Pt 15 / IC RSS-Restricted Band
 PK-U - U-NII: Maximum Peak
 ADR - U-NII AD primary method, RMS average

HIGH CHANNEL HORIZONTAL



HIGH CHANNEL VERTICAL



Note: Emission was scanned up to 40GHz; No emissions were detected above the noise floor which was at least 20dB below the specification limit.

HIGH CHANNEL DATA

Trace Markers

Marker	Frequency (GHz)	Meter Reading (dBuV)	Det	3117(0020999)	6GHz_HF(dB)	DC Corr (dB)	Corrected Reading (dBuV/m)	Aug Limit (dBuV/m)	Margin (dB)	Peak Limit (dBuV/m)	Margin (dB)	U-NII Non-Restricted (dBuV/m)	Margin (dB)	Azimuth (Degs)	Height (cm)	Polarity
1	* 7.679	30.77	PK	35.6	-23.3	0	43.07	-	-	74	-30.93	-	-	0-360	150	H
3	10.481	23.76	PK	37.7	-19.3	0	42.16	-	-	-	-	68.2	-26.04	0-360	150	H
5	* 15.72	25.17	PK	40.5	-19.2	0	46.47	-	-	74	-27.53	-	-	0-360	150	H
2	* 7.68	28.13	PK	35.6	-23.3	0	40.43	-	-	74	-33.57	-	-	0-360	150	V
4	10.481	24.25	PK	37.7	-19.3	0	42.65	-	-	-	-	68.2	-25.55	0-360	150	V
6	* 15.72	24.78	PK	40.5	-19.2	0	46.08	-	-	74	-27.92	-	-	0-360	150	V

* - indicates frequency in CFR47 Pt 15 / IC RSS-Restricted Band
 PK – Peak Detector

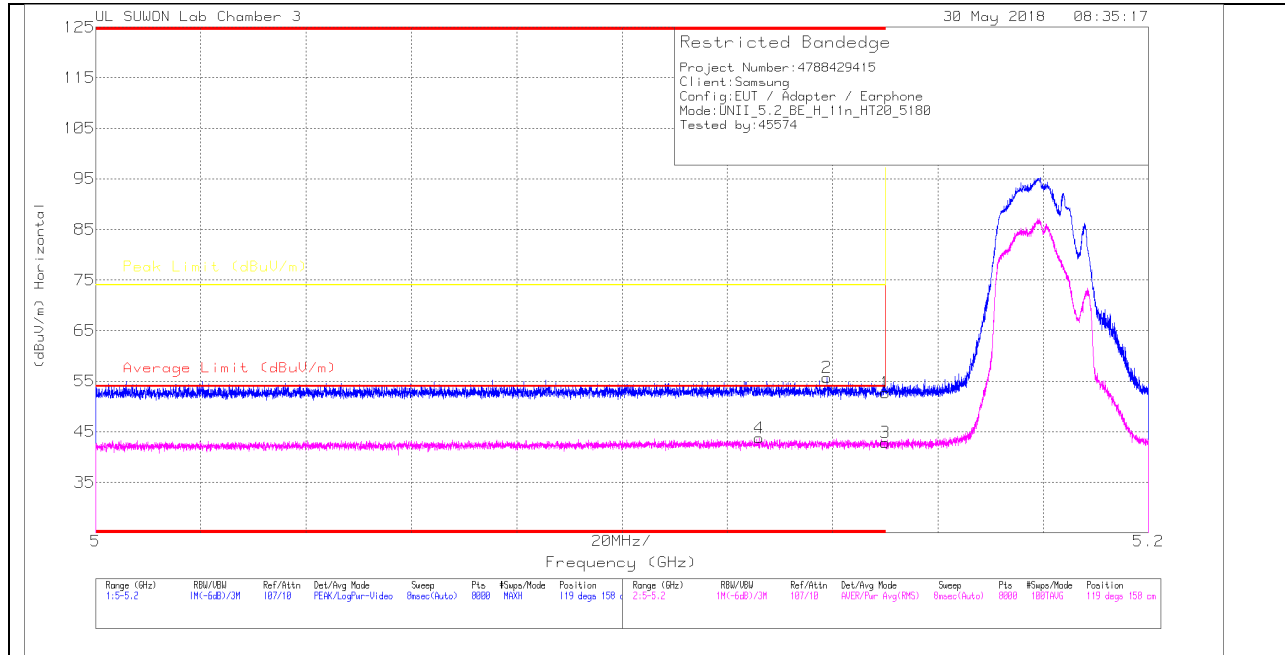
Radiated Emissions

Frequency (GHz)	Meter Reading (dBuV)	Det	3117(0020999)	6GHz_HF(dB)	DC Corr (dB)	Corrected Reading (dBuV/m)	Aug Limit (dBuV/m)	Margin (dB)	Peak Limit (dBuV/m)	Margin (dB)	U-NII Non-Restricted (dBuV/m)	Margin (dB)	Azimuth (Degs)	Height (cm)	Polarity
* 7.68	34.83	PK-U	35.6	-23.3	0	47.13	-	-	74	-26.87	-	-	111	235	H
* 7.68	27.72	ADR	35.6	-23.3	.12	40.14	54	-13.86	-	-	-	-	111	235	H

* - indicates frequency in CFR47 Pt 15 / IC RSS-Restricted Band
 PK-U - U-NII: Maximum Peak
 ADR - U-NII AD primary method, RMS average

11.1.2.TX Above 1GHz 802.11n HT20 2Tx CDD MODE IN THE 5.2GHZ BAND RESTRICTED BANDEDGE (LOW CHANNEL)

HORIZONTAL PEAK AND AVERAGE PLOT



HORIZONTAL DATA

Trace Markers

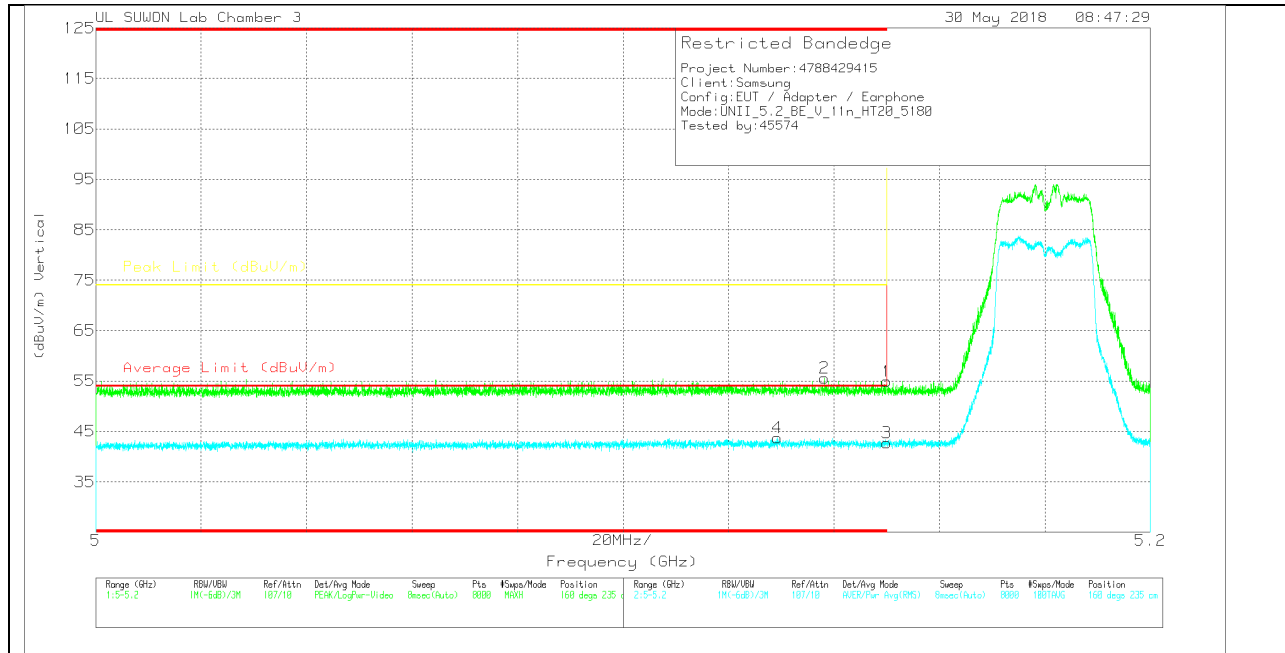
Marker	Frequency (GHz)	Meter Reading (dBuV)	Det	3117(0020599)	10dB_ATT[dB]	DC Corr (dB)	Corrected Reading (dBuV/m)	Average Limit (dBuV/m)	Margin (dB)	Peak Limit (dBuV/m)	PK Margin (dB)	Azimuth (Degs)	Height (cm)	Polarity
1	* 5.15	37.21	Pk	34.3	-18.8	0	52.71	-	-	74	-21.29	119	158	H
2	* 5.139	40.28	Pk	34.3	-18.9	0	55.68	-	-	74	-18.32	119	158	H
3	* 5.15	27.73	RMS	34.3	-19.3	.14	42.87	54	-11.13	-	-	119	158	H
4	* 5.126	28.66	RMS	34.3	-19.3	.14	43.8	54	-10.2	-	-	119	158	H

* - indicates frequency in CFR47 Pt 15 / IC RSS-Restricted Band

Pk - Peak detector

RMS - RMS detection

VERTICAL PEAK AND AVERAGE PLOT



VERTICAL DATA

Trace Markers

Marker	Frequency (GHz)	Meter Reading (dBuV)	Det	3117(00205959)	10dB_ATT(dB)	DC Corr (dB)	Corrected Reading (dBuV/m)	Average Limit (dBuV/m)	Margin (dB)	Peak Limit (dBuV/m)	PK Margin (dB)	Azimuth (Degs)	Height (cm)	Polarity
1	* 5.15	39.4	Pk	34.3	-18.8	0	54.9	-	-	74	-19.1	160	235	V
2	* 5.138	40.03	Pk	34.3	-18.8	0	55.53	-	-	74	-18.47	160	235	V
3	* 5.15	27.64	RMS	34.3	-19.3	.14	42.78	54	-11.22	-	-	160	235	V
4	* 5.129	28.55	RMS	34.3	-19.3	.14	43.69	54	-10.31	-	-	160	235	V

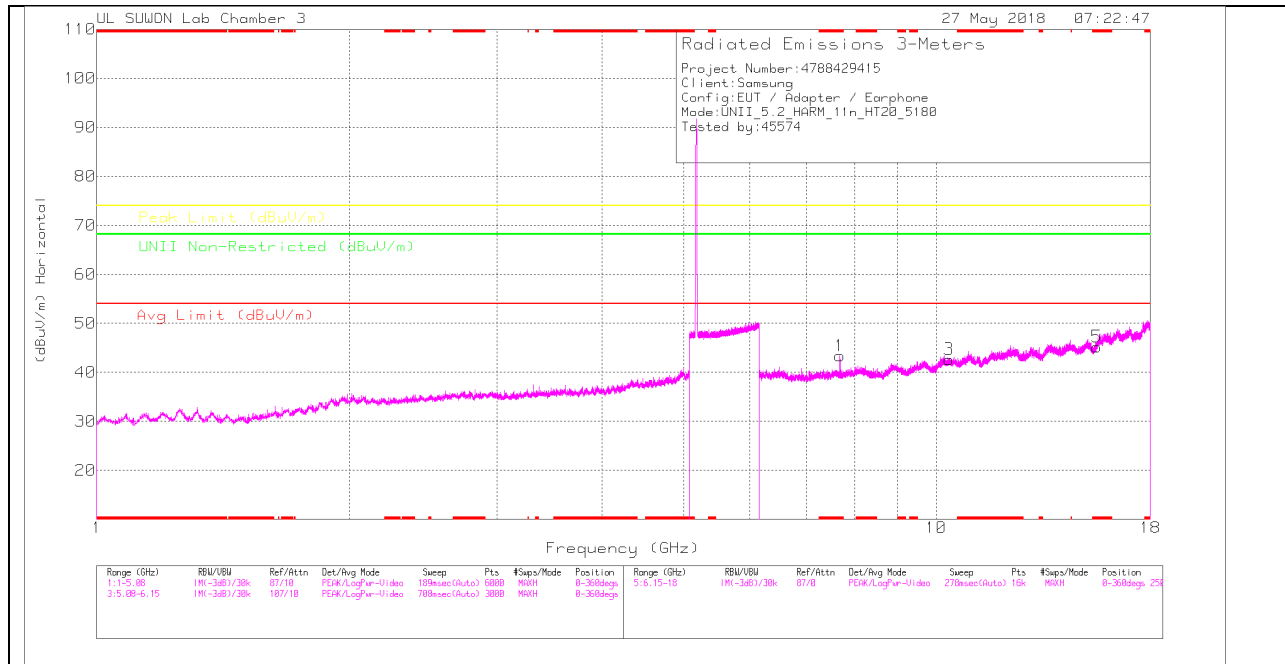
* - indicates frequency in CFR47 Pt 15 / IC RSS-Restricted Band

Pk - Peak detector

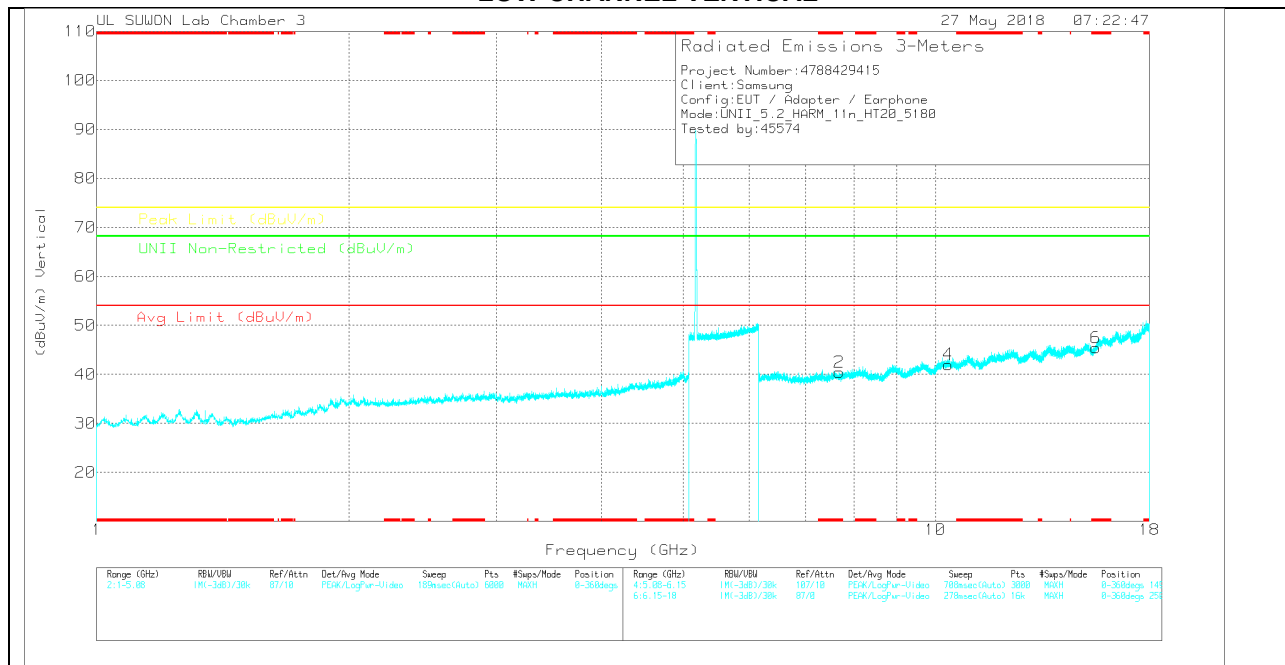
RMS - RMS detection

HARMONICS AND SPURIOUS EMISSIONS

LOW CHANNEL HORIZONTAL



LOW CHANNEL VERTICAL



Note: Emission was scanned up to 40GHz; No emissions were detected above the noise floor which was at least 20dB below the specification limit.

LOW CHANNEL DATA

Trace Markers

Marker	Frequency (GHz)	Meter Reading (dBuV)	Det	3117(0205959)	6GHz_HF(dB)	DC Corr (dB)	Corrected Reading (dBuV/m)	Aug Limit (dBuV/m)	Margin (dB)	Peak Limit (dBuV/m)	Margin (dB)	UNII Non-Restricted (dBuV/m)	Margin (dB)	Azimuth (Degs)	Height (cm)	Polarity
1	* 7.679	31.04	PK	35.6	-23.3	0	43.34	-	-	74	-30.66	-	-	0-360	250	H
3	10.36	24.46	PK	37.5	-19.3	0	42.66	-	-	-	-	68.2	-25.54	0-360	250	H
5	* 15.54	25.01	PK	40	-19.8	0	45.21	-	-	74	-28.79	-	-	0-360	250	H
2	* 7.679	28.09	PK	35.6	-23.3	0	40.39	-	-	74	-33.61	-	-	0-360	250	V
4	10.361	23.71	PK	37.5	-19.2	0	42.01	-	-	-	-	68.2	-26.19	0-360	250	V
6	* 15.54	25.24	PK	40	-19.8	0	45.44	-	-	74	-28.56	-	-	0-360	149	V

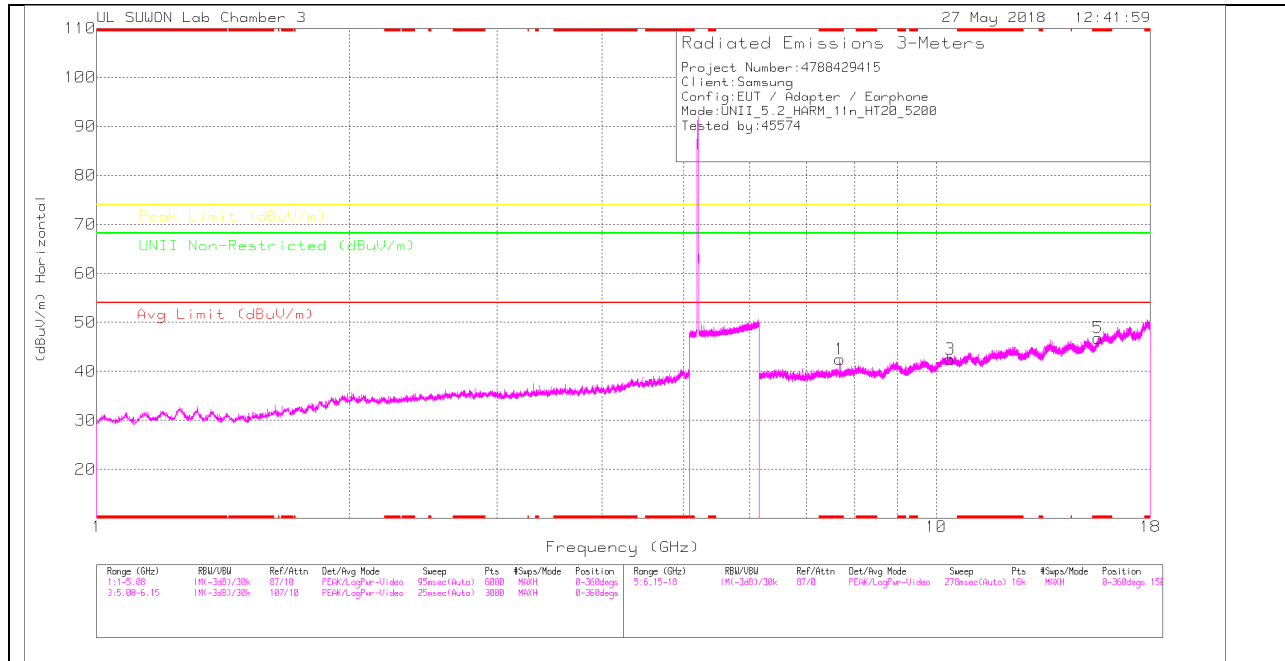
* - indicates frequency in CFR47 Pt 15 / IC RSS-Restricted Band
 PK – Peak Detector

Radiated Emissions

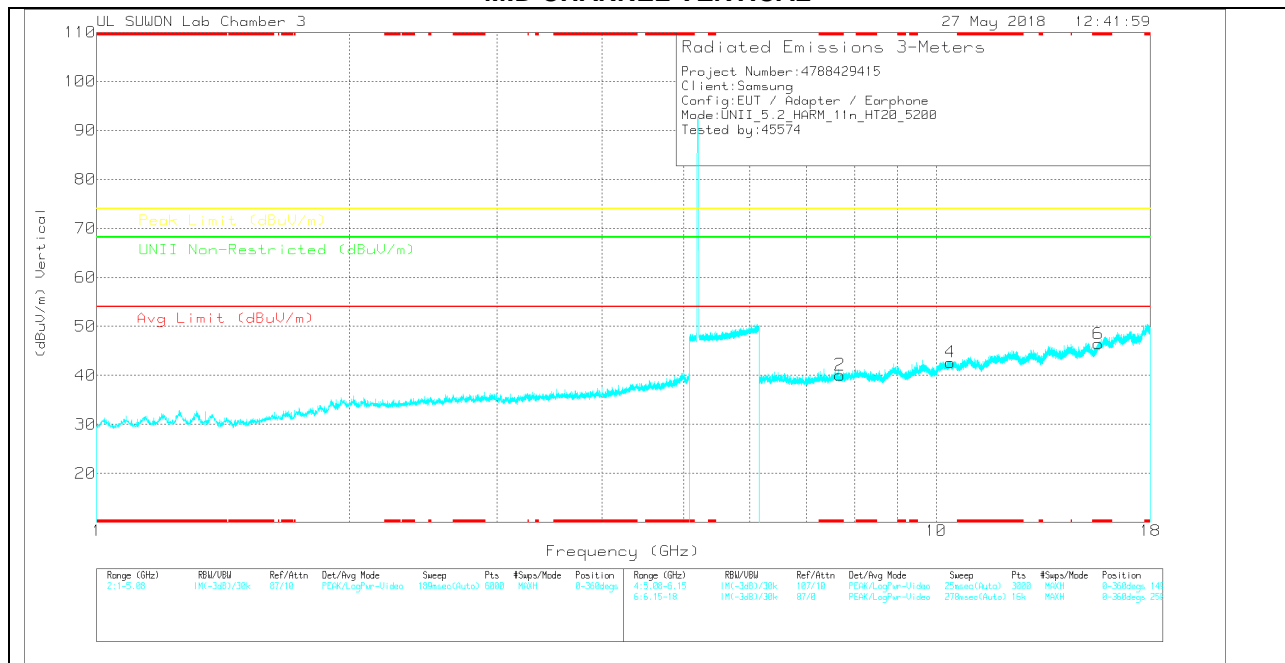
Frequency (GHz)	Meter Reading (dBuV)	Det	3117(0205959)	6GHz_HF(dB)	DC Corr (dB)	Corrected Reading (dBuV/m)	Aug Limit (dBuV/m)	Margin (dB)	Peak Limit (dBuV/m)	Margin (dB)	UNII Non-Restricted (dBuV/m)	Margin (dB)	Azimuth (Degs)	Height (cm)	Polarity
* 7.687	34.13	PK-U	35.6	-23.4	0	46.33	-	-	74	-27.67	-	-	111	235	H
* 7.68	27.3	ADR	35.6	-23.3	.14	39.74	54	-14.26	-	-	-	-	111	235	H

* - indicates frequency in CFR47 Pt 15 / IC RSS-Restricted Band
 PK-U - U-NII: Maximum Peak
 ADR - U-NII AD primary method, RMS average

MID CHANNEL HORIZONTAL



MID CHANNEL VERTICAL



Note: Emission was scanned up to 40GHz; No emissions were detected above the noise floor which was at least 20dB below the specification limit.

MID CHANNEL DATA

Trace Markers

Marker	Frequency (GHz)	Meter Reading (dBuV)	Det	3117(00205959)	6GHz_HF(dB)	DC Corr (dB)	Corrected Reading (dBuV/m)	Avg Limit (dBuV/m)	Margin (dB)	Peak Limit (dBuV/m)	Margin (dB)	UNII Non-Restricted (dBuV/m)	Margin (dB)	Azimuth (Degs)	Height (cm)	Polarity
1	* 7.679	30.16	PK	35.6	-23.3	0	42.46	-	-	74	-31.54	-	-	0-360	250	H
3	10.396	24.25	PK	37.5	-19.3	0	42.45	-	-	-	-	68.2	-25.75	0-360	150	H
5	* 15.599	26	PK	40.2	-19.4	0	46.8	-	-	74	-27.2	-	-	0-360	250	H
2	* 7.68	27.79	PK	35.6	-23.3	0	40.09	-	-	74	-33.91	-	-	0-360	150	V
4	10.396	24.48	PK	37.5	-19.3	0	42.68	-	-	-	-	68.2	-25.52	0-360	250	V
6	* 15.601	25.52	PK	40.2	-19.3	0	46.42	-	-	74	-27.58	-	-	0-360	150	V

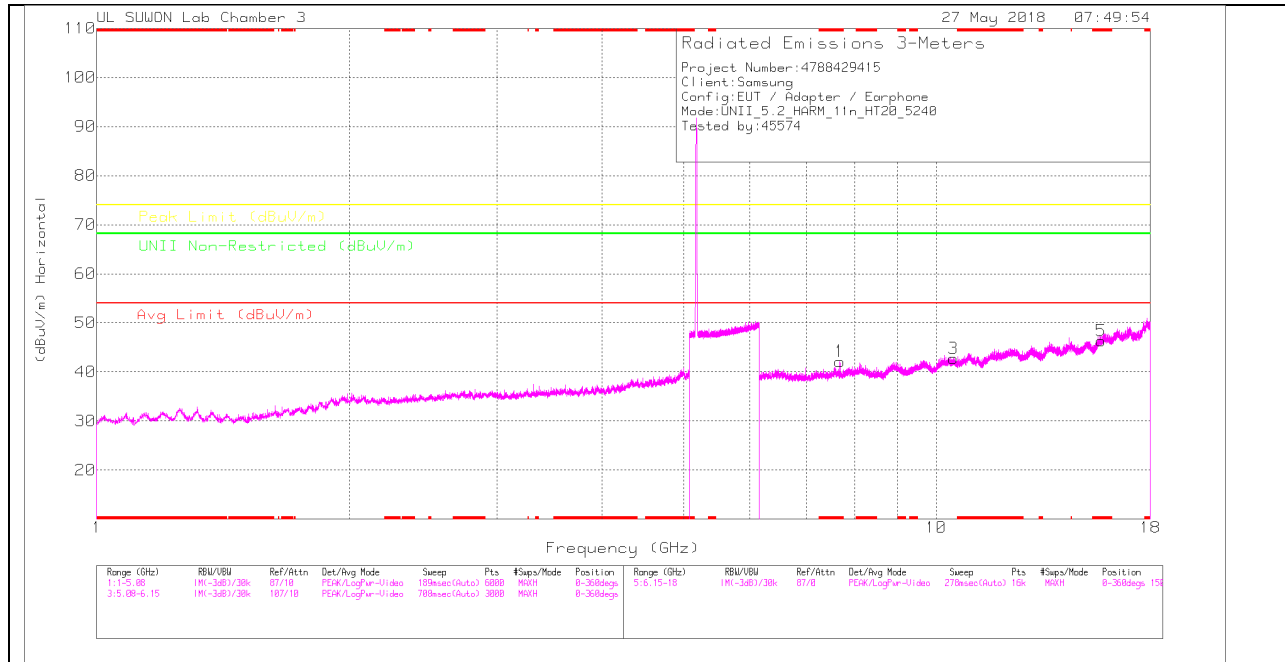
* - indicates frequency in CFR47 Pt 15 / IC RSS-Restricted Band
 PK – Peak Detector

Radiated Emissions

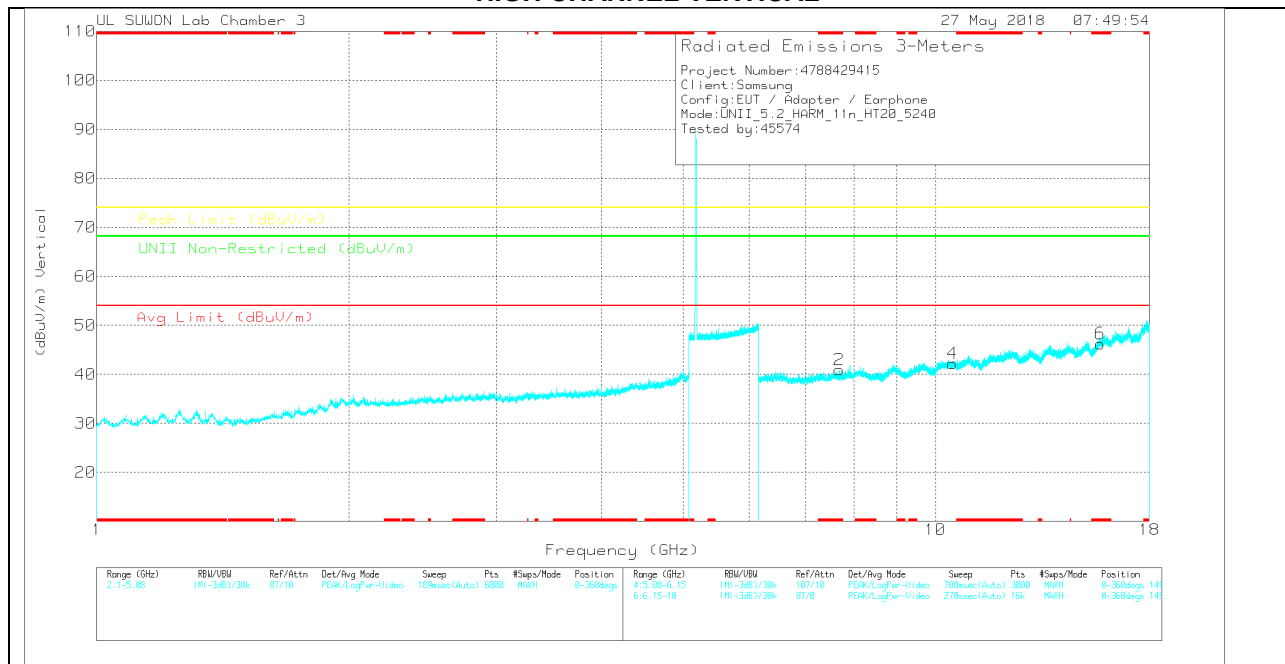
Frequency (GHz)	Meter Reading (dBuV)	Det	3117(00205959)	6GHz_HF(dB)	DC Corr (dB)	Corrected Reading (dBuV/m)	Avg Limit (dBuV/m)	Margin (dB)	Peak Limit (dBuV/m)	Margin (dB)	UNII Non-Restricted (dBuV/m)	Margin (dB)	Azimuth (Degs)	Height (cm)	Polarity
* 7.676	33.55	PK-U	35.6	-23.3	0	45.85	-	-	74	-28.15	-	-	111	235	H
* 7.68	27.09	ADR	35.6	-23.3	.14	39.53	54	-14.47	-	-	-	-	111	235	H

* - indicates frequency in CFR47 Pt 15 / IC RSS-Restricted Band
 PK-U - U-NII: Maximum Peak
 ADR - U-NII AD primary method, RMS average

HIGH CHANNEL HORIZONTAL



HIGH CHANNEL VERTICAL



Note: Emission was scanned up to 40GHz; No emissions were detected above the noise floor which was at least 20dB below the specification limit.

HIGH CHANNEL DATA

Trace Markers

Marker	Frequency (GHz)	Meter Reading (dBuV)	Det	3117(02025959)	6GHz_HF(dB)	DC Corr (dB)	Corrected Reading (dBuV/m)	Aug Limit (dBuV/m)	Margin (dB)	Peak Limit (dBuV/m)	Margin (dB)	UNII Non-Restricted (dBuV/m)	Margin (dB)	Azimuth (Degs)	Height (cm)	Polarity
1	* 7.679	29.83	PK	35.6	-23.3	0	42.13	-	-	74	-31.87	-	-	0-360	150	H
3	10.481	24.34	PK	37.7	-19.3	0	42.74	-	-	-	-	68.2	-25.46	0-360	150	H
5	* 15.72	25	PK	40.5	-19.2	0	46.3	-	-	74	-27.7	-	-	0-360	250	H
2	* 7.679	28.61	PK	35.6	-23.3	0	40.91	-	-	74	-33.09	-	-	0-360	251	V
4	10.481	23.83	PK	37.7	-19.3	0	42.23	-	-	-	-	68.2	-25.97	0-360	149	V
6	* 15.72	24.95	PK	40.5	-19.2	0	46.25	-	-	74	-27.75	-	-	0-360	149	V

* - indicates frequency in CFR47 Pt 15 / IC RSS-Restricted Band
 PK – Peak Detector

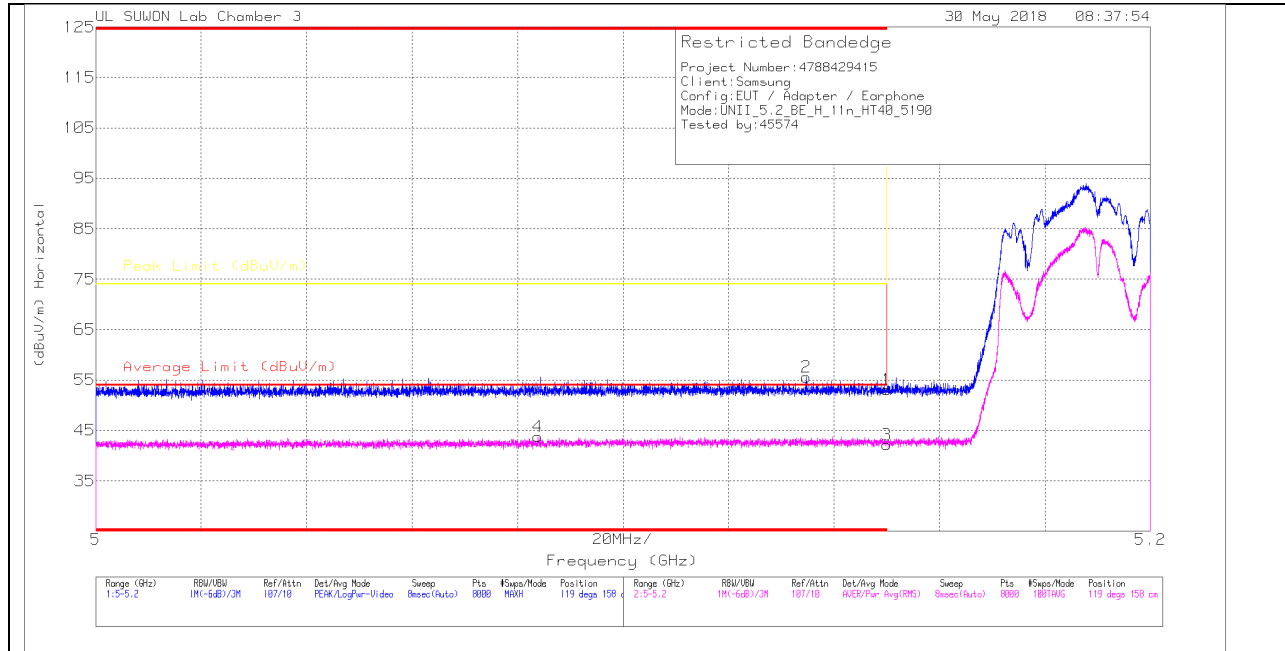
Radiated Emissions

Frequency (GHz)	Meter Reading (dBuV)	Det	3117(02025959)	6GHz_HF(dB)	DC Corr (dB)	Corrected Reading (dBuV/m)	Aug Limit (dBuV/m)	Margin (dB)	Peak Limit (dBuV/m)	Margin (dB)	UNII Non-Restricted (dBuV/m)	Margin (dB)	Azimuth (Degs)	Height (cm)	Polarity
* 7.68	34.23	PK-U	35.6	-23.3	0	46.53	-	-	74	-27.47	-	-	111	235	H
* 7.68	26.72	ADR	35.6	-23.3	.14	39.16	54	-14.84	-	-	-	-	111	235	H

* - indicates frequency in CFR47 Pt 15 / IC RSS-Restricted Band
 PK-U - U-NII: Maximum Peak
 ADR - U-NII AD primary method, RMS average

11.1.3.TX Above 1GHz 802.11n HT40 2Tx CDD MODE IN THE 5.2GHZ BAND RESTRICTED BANDEDGE (LOW CHANNEL)

HORIZONTAL PEAK AND AVERAGE PLOT



HORIZONTAL DATA

Trace Markers

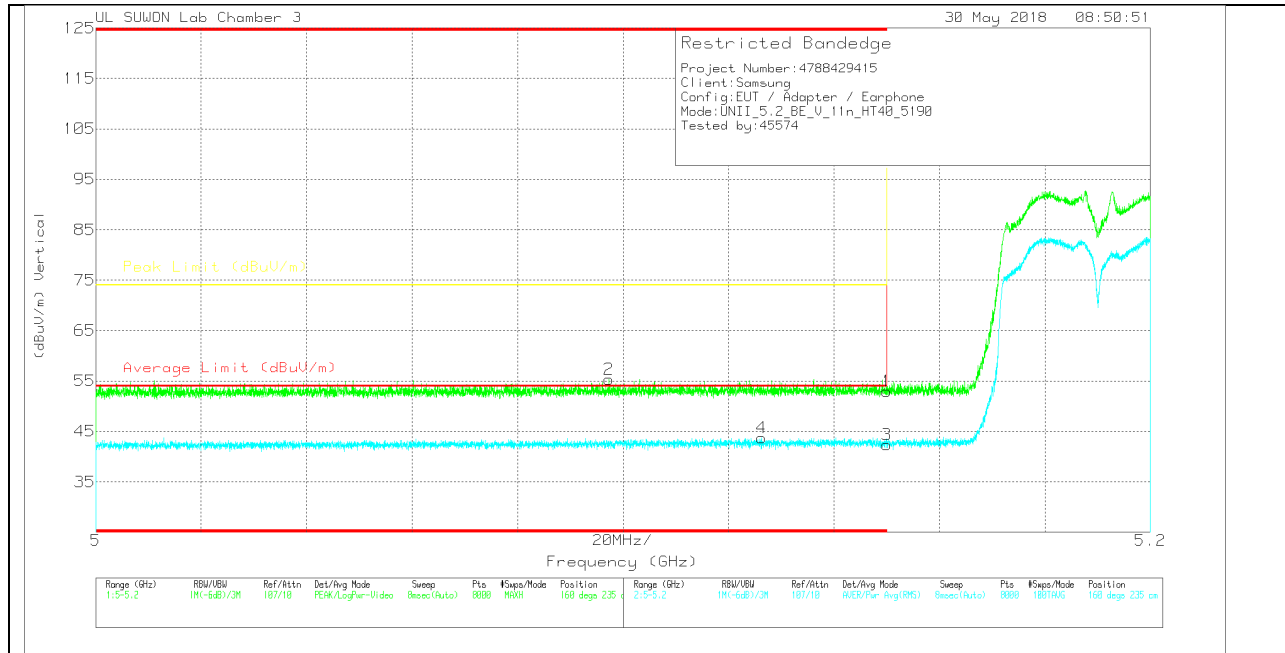
Marker	Frequency (GHz)	Meter Reading (dBuV)	Det	3117(00205959)	10dB_ATT[dB]	DC Corr (dB)	Corrected Reading (dBuV/m)	Average Limit (dBuV/m)	Margin (dB)	Peak Limit (dBuV/m)	PK Margin (dB)	Azimuth (Degs)	Height (cm)	Polarity
1	* 5.15	37.62	Pk	34.3	-18.8	0	53.12	-	-	74	-20.88	119	158	H
2	* 5.135	40.21	Pk	34.3	-18.9	0	55.61	-	-	74	-18.39	119	158	H
3	* 5.15	26.94	RMS	34.3	-19.3	.24	42.18	54	-11.82	-	-	119	158	H
4	* 5.084	28.76	RMS	34.2	-19.4	.24	43.8	54	-10.2	-	-	119	158	H

* - indicates frequency in CFR47 Pt 15 / IC RSS-Restricted Band

Pk - Peak detector

RMS - RMS detection

VERTICAL PEAK AND AVERAGE PLOT



VERTICAL DATA

Trace Markers

Marker	Frequency (GHz)	Meter Reading (dBuV)	Det	3117(00205959)	10dB_ATT(dB)	DC Corr (dB)	Corrected Reading (dBuV/m)	Average Limit (dBuV/m)	Margin (dB)	Peak Limit (dBuV/m)	PK Margin (dB)	Azimuth (Degs)	Height (cm)	Polarity
1	* 5.15	37.44	Pk	34.3	-18.8	0	52.94	-	-	74	-21.06	160	235	V
2	* 5.097	39.92	Pk	34.2	-18.8	0	55.32	-	-	74	-18.68	160	235	V
3	* 5.15	27.09	RMS	34.3	-19.3	.24	42.33	54	-11.67	-	-	160	235	V
4	* 5.126	28.54	RMS	34.3	-19.3	.24	43.78	54	-10.22	-	-	160	235	V

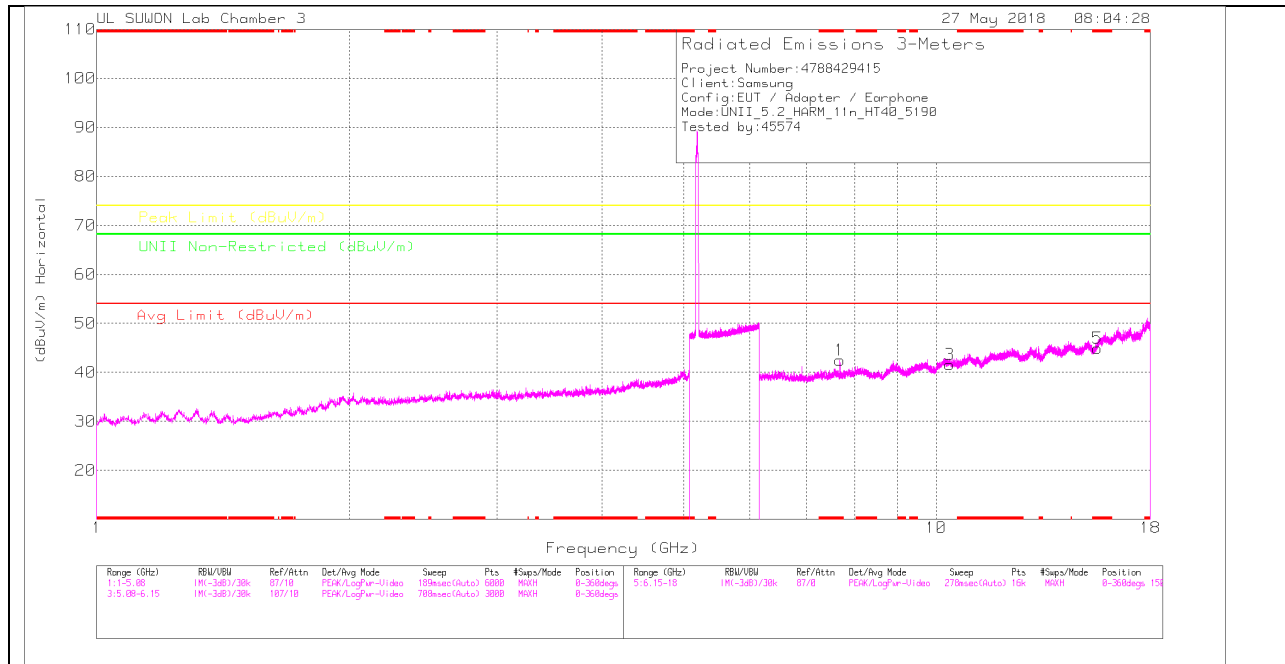
* - indicates frequency in CFR47 Pt 15 / IC RSS-Restricted Band

Pk - Peak detector

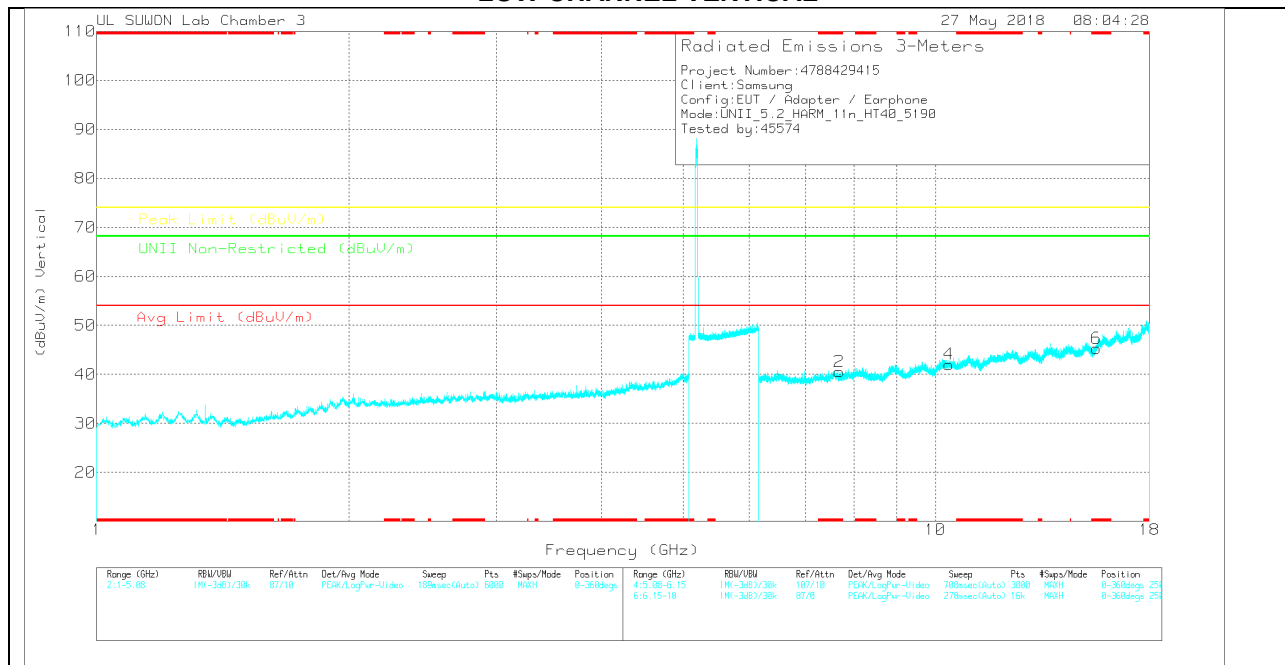
RMS - RMS detection

HARMONICS AND SPURIOUS EMISSIONS

LOW CHANNEL HORIZONTAL



LOW CHANNEL VERTICAL



Note: Emission was scanned up to 40GHz; No emissions were detected above the noise floor which was at least 20dB below the specification limit.

LOW CHANNEL DATA

Trace Markers

Marker	Frequency (GHz)	Meter Reading (dBuV)	Det	3117(0020959)	@GHz_HF(dB)	DC Corr (dB)	Corrected Reading (dBuV/m)	Avg Limit (dBuV/m)	Margin (dB)	Peak Limit (dBuV/m)	Margin (dB)	Limit Non-Restricted (dBuV/m)	Margin (dB)	Azimuth (Degs)	Height (cm)	Polarity	
1	* 7.679	30.2	PK		35.6	-23.3	0	42.5	-	-	74	-31.5	-	-	0-360	150	H
3	10.381	23.27	PK		37.5	-19.2	0	41.57	-	-	-	68.2	-26.63	0-360	250	H	
5	* 15.571	24.4	PK		40.1	-19.6	0	44.9	-	-	74	-29.1	-	0-360	150	H	
2	* 7.679	28.24	PK		35.6	-23.3	0	40.54	-	-	74	-33.46	-	0-360	250	V	
4	10.381	23.73	PK		37.5	-19.2	0	42.03	-	-	-	68.2	-26.17	0-360	149	V	
6	* 15.571	24.77	PK		40.1	-19.6	0	45.27	-	-	74	-28.73	-	0-360	149	V	

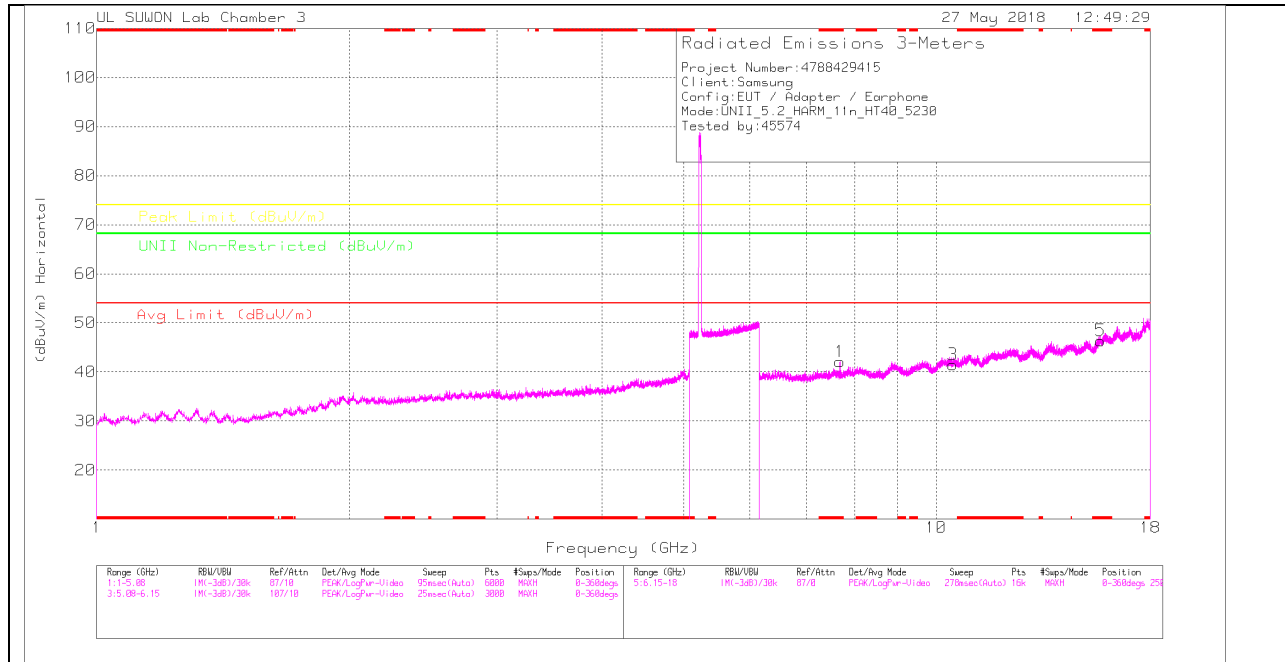
* - indicates frequency in CFR47 Pt 15 / IC RSS-Restricted Band
 PK – Peak Detector

Radiated Emissions

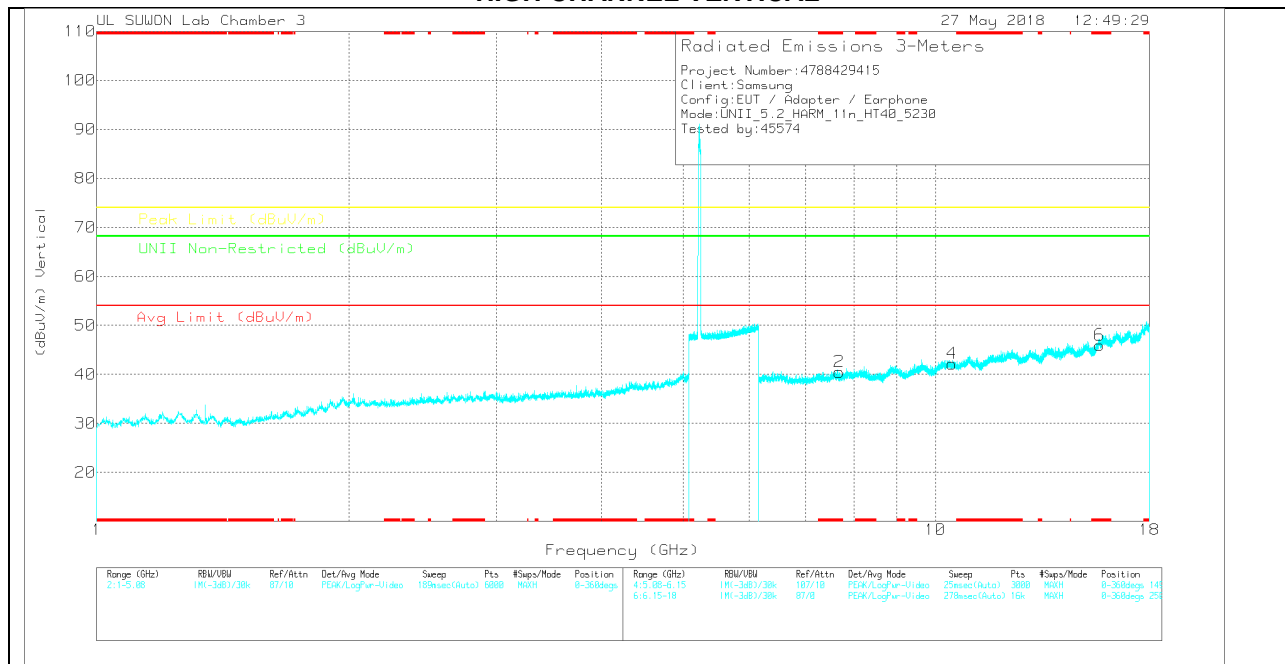
Frequency (GHz)	Meter Reading (dBuV)	Det	3117(0020959)	@GHz_HF(dB)	DC Corr (dB)	Corrected Reading (dBuV/m)	Avg Limit (dBuV/m)	Margin (dB)	Peak Limit (dBuV/m)	Margin (dB)	Limit Non-Restricted (dBuV/m)	Margin (dB)	Azimuth (Degs)	Height (cm)	Polarity	
* 7.68	33.61	PK-U		35.6	-23.3	0	45.91	-	-	74	-28.09	-	-	111	236	H
* 7.68	27.04	ADR		35.6	-23.3	0	39.34	54	-14.66	-	-	-	-	111	236	H

* - indicates frequency in CFR47 Pt 15 / IC RSS-Restricted Band
 PK-U - U-NII: Maximum Peak
 ADR - U-NII AD primary method, RMS average

HIGH CHANNEL HORIZONTAL



HIGH CHANNEL VERTICAL



Note: Emission was scanned up to 40GHz; No emissions were detected above the noise floor which was at least 20dB below the specification limit.

HIGH CHANNEL DATA

Trace Markers

Marker	Frequency (GHz)	Meter Reading (dBuV)	Det	3117(00205959)	6GHz_HF(dB)	DC Corr (dB)	Corrected Reading (dBuV/m)	Avg Limit (dBuV/m)	Margin (dB)	Peak Limit (dBuV/m)	Margin (dB)	UNII Non-Restricted (dBuV/m)	Margin (dB)	Azimuth (Degs)	Height (cm)	Polarity
1	* 7.68	29.8	PK	35.6	-23.3	0	42.1	-	-	74	-31.9	-	-	0-360	250	H
3	10.46	23.29	PK	37.6	-19.4	0	41.49	-	-	-	-	68.2	-26.71	0-360	150	H
5	* 15.691	25.28	PK	40.4	-19.3	0	46.38	-	-	74	-27.62	-	-	0-360	150	H
2	* 7.679	28.2	PK	35.6	-23.3	0	40.5	-	-	74	-33.5	-	-	0-360	149	V
4	10.46	23.97	PK	37.6	-19.4	0	42.17	-	-	-	-	68.2	-26.03	0-360	149	V
6	* 15.691	24.88	PK	40.4	-19.3	0	45.98	-	-	74	-28.02	-	-	0-360	149	V

* - indicates frequency in CFR47 Pt 15 / IC RSS-Restricted Band
 PK – Peak Detector

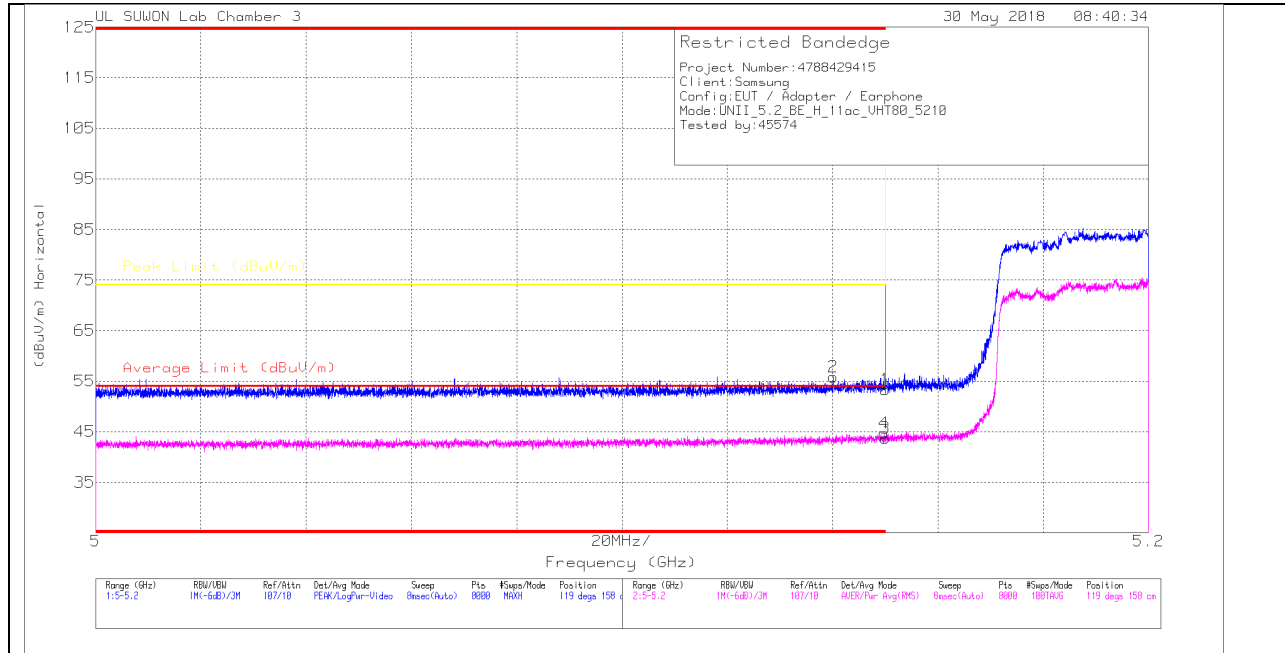
Radiated Emissions

Frequency (GHz)	Meter Reading (dBuV)	Det	3117(00205959)	6GHz_HF(dB)	DC Corr (dB)	Corrected Reading (dBuV/m)	Avg Limit (dBuV/m)	Margin (dB)	Peak Limit (dBuV/m)	Margin (dB)	UNII Non-Restricted (dBuV/m)	Margin (dB)	Azimuth (Degs)	Height (cm)	Polarity
* 7.679	33.9	PK-U	35.6	-23.3	0	46.2	-	-	74	-27.8	-	-	111	235	H
* 7.68	26.82	ADR	35.6	-23.3	0	39.12	54	-14.88	-	-	-	-	111	235	H

* - indicates frequency in CFR47 Pt 15 / IC RSS-Restricted Band
 PK-U - U-NII: Maximum Peak
 ADR - U-NII AD primary method, RMS average

11.1.4.TX ABOVE 1GHz 802.11ac VHT80 2Tx CDD MODE IN THE 5.2GHz BAND RESTRICTED BANDEDGE (LOW CHANNEL)

HORIZONTAL PEAK AND AVERAGE PLOT



HORIZONTAL DATA

Trace Markers

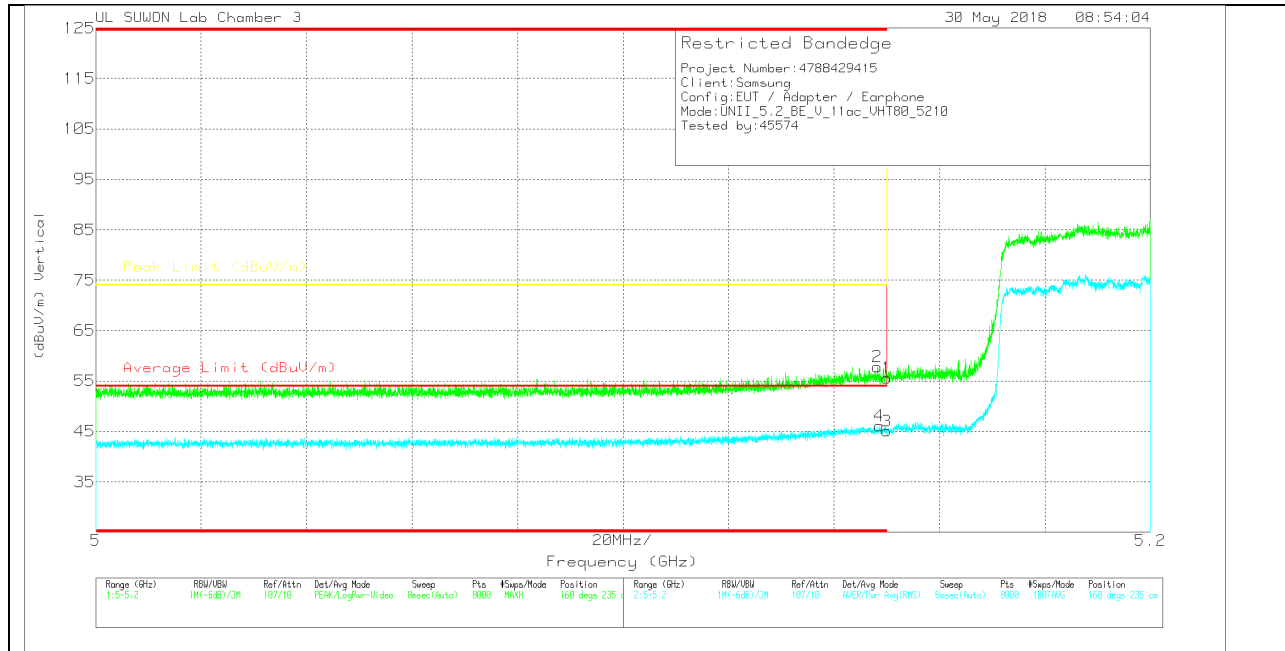
Marker	Frequency (GHz)	Meter Reading (dBuV)	Det	3117(00205959)	10dB_ATT(dB)	DC Corr (dB)	Corrected Reading (dBuV/m)	Average Limit (dBuV/m)	Margin (dB)	Peak Limit (dBuV/m)	PK Margin (dB)	Azimuth (Degs)	Height (cm)	Polarity
1	* 5.15	37.88	Pk	34.3	-18.8	0	53.38	-	-	74	-20.62	119	158	H
2	* 5.14	40.45	Pk	34.3	-18.9	0	55.85	-	-	74	-18.15	119	158	H
3	* 5.15	28.24	RMS	34.3	-19.3	.53	43.77	54	-10.23	-	-	119	158	H
4	* 5.15	29.2	RMS	34.3	-19.3	.53	44.73	54	-9.27	-	-	119	158	H

* - indicates frequency in CFR47 Pt 15 / IC RSS-Restricted Band

Pk - Peak detector

RMS - RMS detection

VERTICAL PEAK AND AVERAGE PLOT



VERTICAL DATA

Trace Markers

Marker	Frequency (GHz)	Meter Reading (dBuV)	Det	3117(D0205959)	10dB_ATT(dB)	DC Corr (dB)	Corrected Reading (dBuV/m)	Average Limit (dBuV/m)	Margin (dB)	Peak Limit (dBuV/m)	PK Margin (dB)	Asimuth (Degs)	Height (cm)	Polarity
1	* 5.15	40.04	Pk	34.3	-18.8	0	55.54	-	-	74	-18.46	160	235	V
2	* 5.148	42.48	Pk	34.3	-18.9	0	57.88	-	-	74	-16.12	160	235	V
3	* 5.15	29.52	RMS	34.3	-19.3	.53	45.05	54	-8.95	-	-	160	235	V
4	* 5.149	30.56	RMS	34.3	-19.3	.53	46.09	54	-7.91	-	-	160	235	V

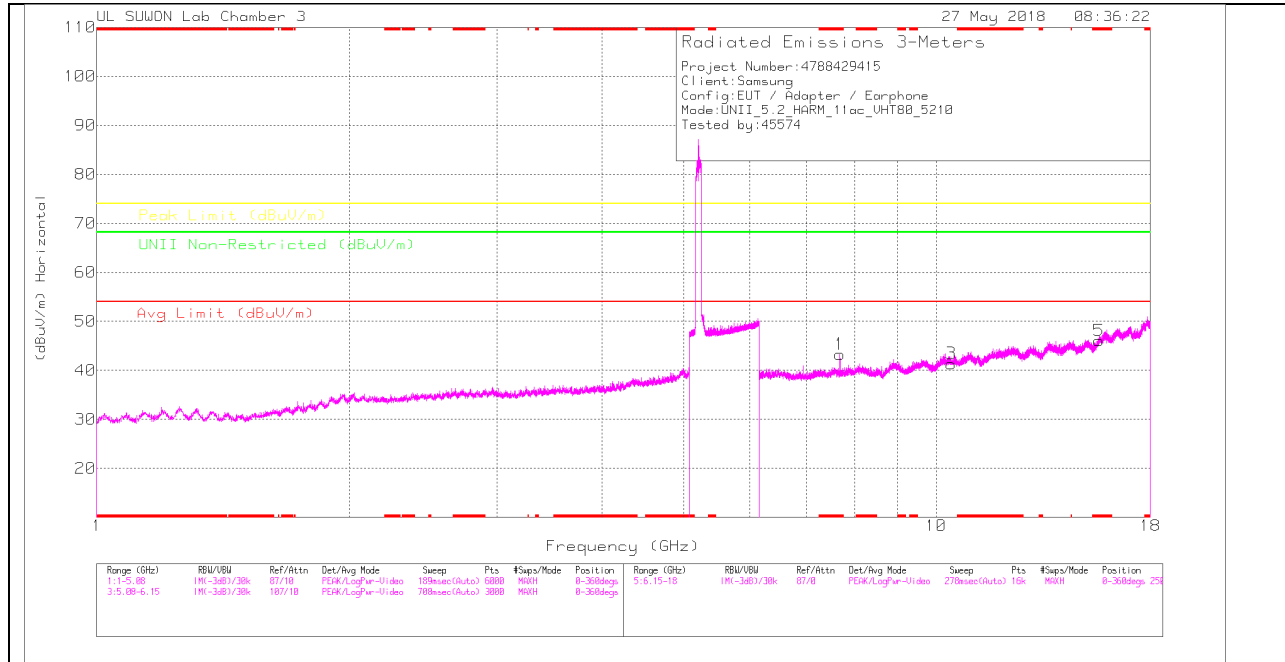
* - indicates frequency in CFR47 Pt 15 / IC RSS-Restricted Band

Pk - Peak detector

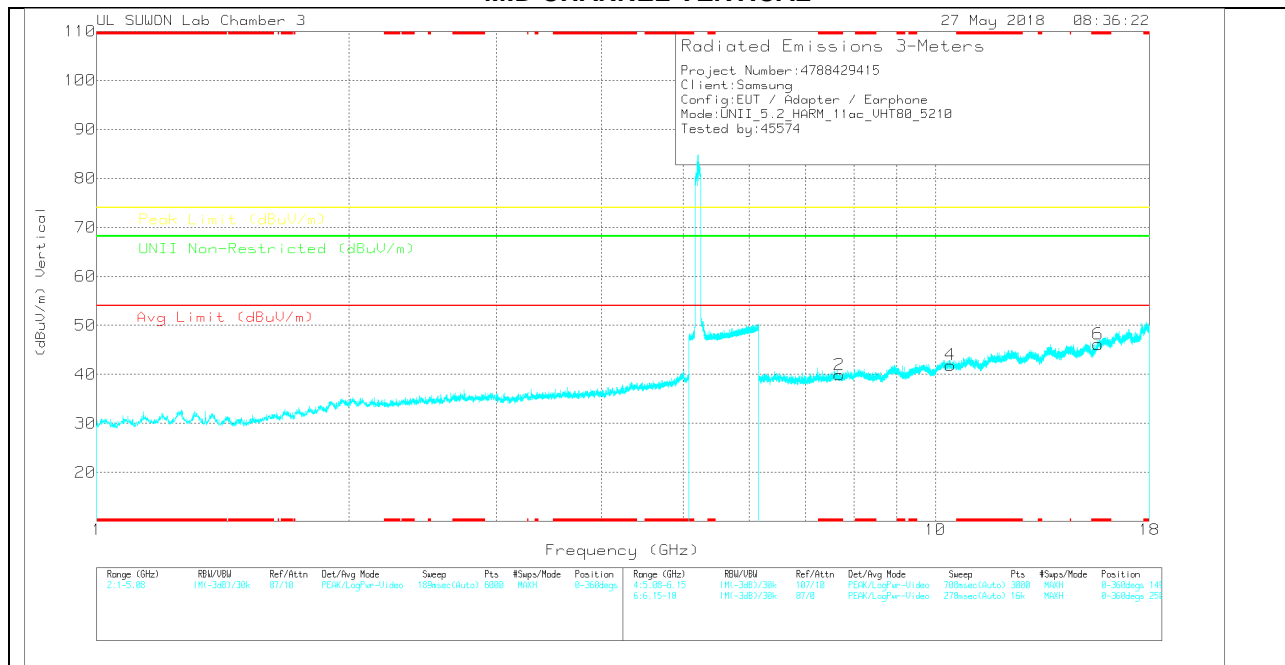
RMS - RMS detection

HARMONICS AND SPURIOUS EMISSIONS

MID CHANNEL HORIZONTAL



MID CHANNEL VERTICAL



Note: Emission was scanned up to 40GHz; No emissions were detected above the noise floor which was at least 20dB below the specification limit.

MID CHANNEL DATA

Trace Markers

Marker	Frequency (GHz)	Meter Reading (dBuV)	Det	3117(0020959)	@GHz_HF(dB)	DC Corr (dB)	Corrected Reading (dBuV/m)	Avg Limit (dBuV/m)	Margin (dB)	Peak Limit (dBuV/m)	Margin (dB)	Limit Non-Restricted (dBuV/m)	Margin (dB)	Azimuth (Degs)	Height (cm)	Polarity
1	* 7.679	30.98	PK	35.6	-23.3	0	43.28	-	-	74	-30.72	-	-	0-360	150	H
3	10.421	23.18	PK	37.6	-19.4	0	41.38	-	-	-	-	68.2	-26.82	0-360	150	H
5	* 15.629	25.06	PK	40.3	-19.3	0	46.06	-	-	74	-27.94	-	-	0-360	150	H
2	* 7.681	27.58	PK	35.6	-23.3	0	39.88	-	-	74	-34.12	-	-	0-360	149	V
4	10.421	23.71	PK	37.6	-19.4	0	41.91	-	-	-	-	68.2	-26.29	0-360	149	V
6	* 15.631	25.16	PK	40.3	-19.3	0	46.16	-	-	74	-27.84	-	-	0-360	149	V

* - indicates frequency in CFR47 Pt 15 / IC RSS-Restricted Band
 PK – Peak detector

Radiated Emissions

Frequency (GHz)	Meter Reading (dBuV)	Det	3117(0020959)	@GHz_HF(dB)	DC Corr (dB)	Corrected Reading (dBuV/m)	Avg Limit (dBuV/m)	Margin (dB)	Peak Limit (dBuV/m)	Margin (dB)	Limit Non-Restricted (dBuV/m)	Margin (dB)	Azimuth (Degs)	Height (cm)	Polarity
* 7.68	34.26	PK-U	35.6	-23.3	0	46.56	-	-	74	-27.44	-	-	111	235	H
* 7.68	26.74	ADR	35.6	-23.3	0	39.04	54	-14.96	-	-	-	-	111	235	H

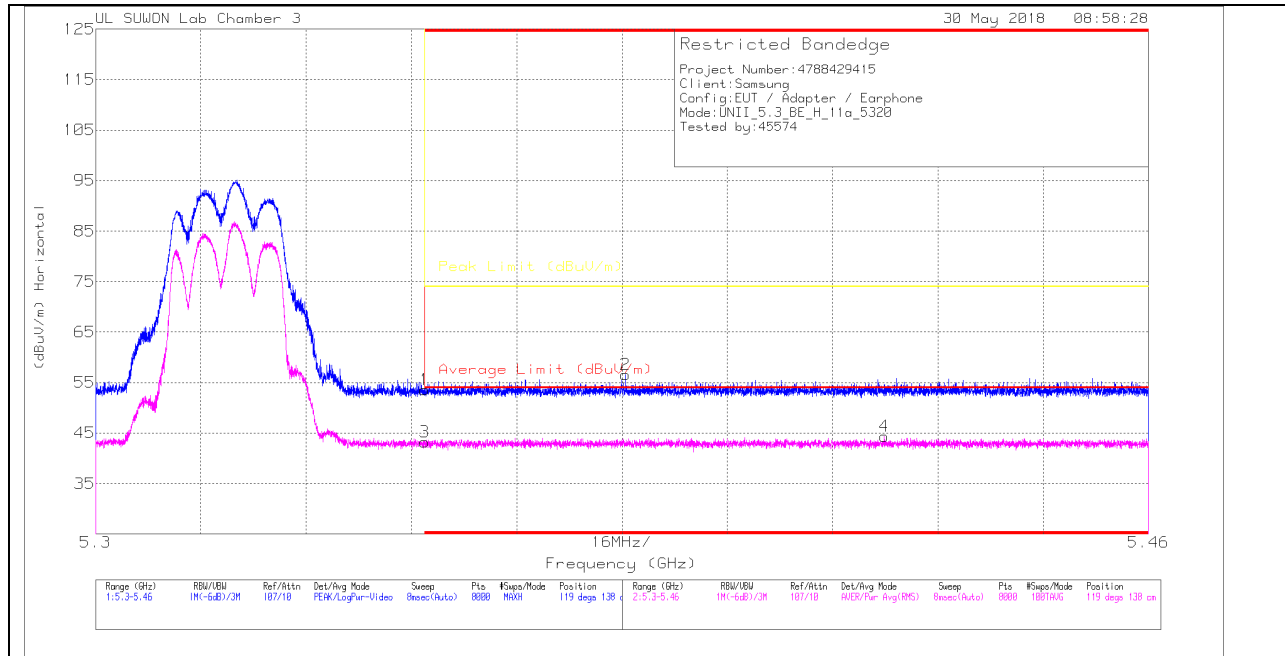
* - indicates frequency in CFR47 Pt 15 / IC RSS-Restricted Band
 PK-U - U-NII: Maximum Peak
 ADR - U-NII AD primary method, RMS average

11.2. 5.3 GHz

11.2.1. TX ABOVE 1 GHz 802.11a 2Tx CDD MODE IN THE 5.3 GHz BAND

AUTHORIZED BANDEDGE (HIGH CHANNEL)

HORIZONTAL PEAK AND AVERAGE PLOT



HORIZONTAL DATA

Trace Markers

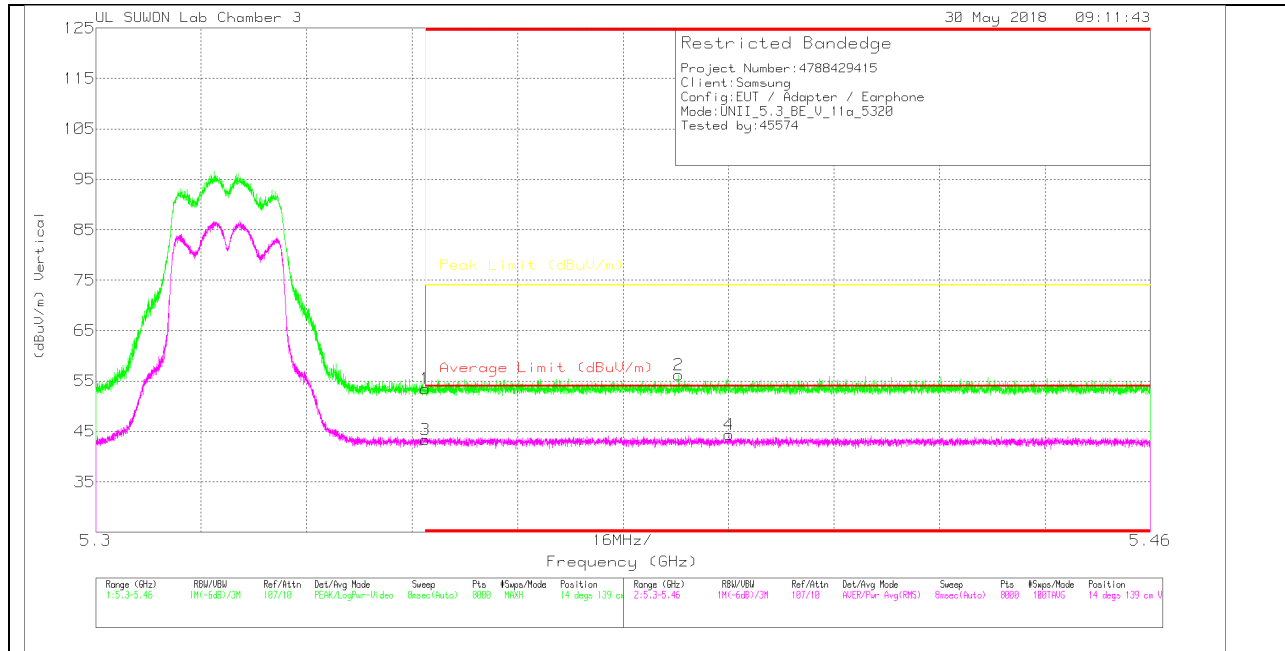
Marker	Frequency (GHz)	Meter Reading (dBuV)	Det	3117(00205999)	10dB_ATT(dB)	DC Corr (dB)	Corrected Reading (dBuV/m)	Average Limit (dBuV/m)	Margin (dB)	Peak Limit (dBuV/m)	PX Margin (dB)	Azimuth (Degs)	Height (cm)	Polarity
1	* 5.35	37.84	Pk	34.4	-18.7	0	53.54	-	-	74	-20.46	119	138	H
2	* 5.38	40.82	Pk	34.3	-18.5	0	56.62	-	-	74	-17.38	119	138	H
3	* 5.35	27.72	RMS	34.4	-19	.12	43.24	54	-10.76	-	-	119	138	H
4	* 5.42	28.79	RMS	34.3	-18.9	.12	44.31	54	-9.69	-	-	119	138	H

* - indicates frequency in CFR47 Pt 15 / IC RSS-Restricted Band

Pk - Peak detector

RMS - RMS detection

VERTICAL PEAK AND AVERAGE PLOT



VERTICAL DATA

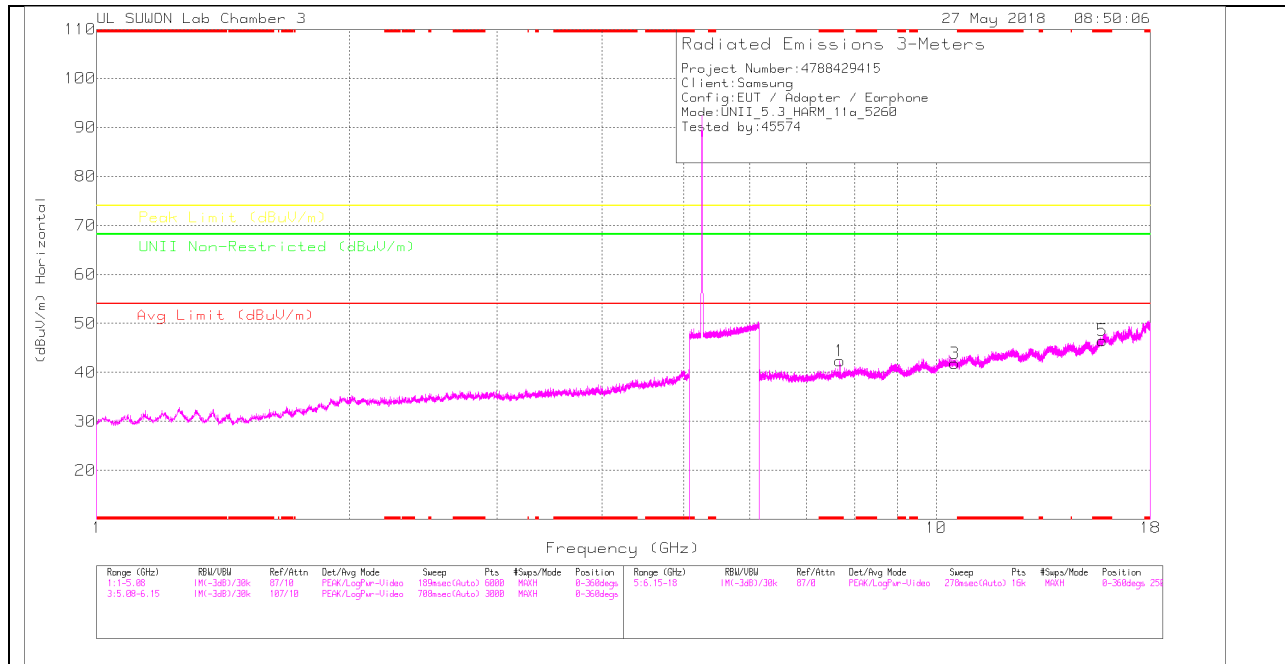
Trace Markers

Marker	Frequency (GHz)	Meter Reading (dBuV)	Det	3117(D0205959)	10dB_ATT(dB)	DC Corr (dB)	Corrected Reading (dBuV/m)	Average Limit (dBuV/m)	Margin (dB)	Peak Limit (dBuV/m)	PK Margin (dB)	Azimuth (Degs)	Height (cm)	Polarity
1	* 5.35	37.79	Pk	34.4	-18.7	0	53.49	-	-	74	-20.51	14	139	V
2	* 5.388	40.45	Pk	34.3	-18.5	0	56.25	-	-	74	-17.75	14	139	V
3	* 5.35	27.8	RMS	34.4	-19	.12	43.32	54	-10.68	-	-	14	139	V
4	* 5.396	28.82	RMS	34.3	-18.9	.12	44.34	54	-9.66	-	-	14	139	V

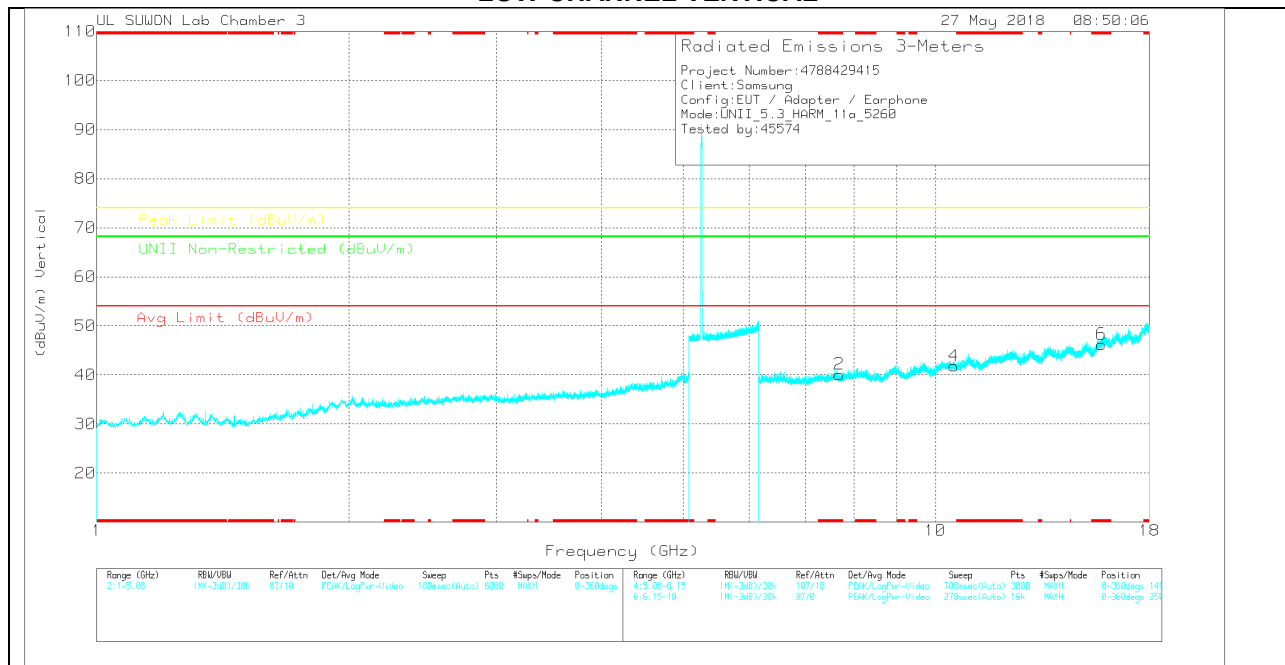
* - indicates frequency in CFR47 Pt 15 / IC RSS-Restricted Band
 Pk - Peak detector
 RMS - RMS detection

HARMONICS AND SPURIOUS EMISSIONS

LOW CHANNEL HORIZONTAL



LOW CHANNEL VERTICAL



Note: Emission was scanned up to 40GHz; No emissions were detected above the noise floor which was at least 20dB below the specification limit.

LOW CHANNEL DATA

Trace Markers

Marker	Frequency (GHz)	Meter Reading (dBuV)	Det	3117(0020959)	@GHz_HF(dB)	DC Corr (dB)	Corrected Reading (dBuV/m)	Avg Limit (dBuV/m)	Margin (dB)	Peak Limit (dBuV/m)	Margin (dB)	Limit Non-Restricted (dBuV/m)	Margin (dB)	Azimuth (Degs)	Height (cm)	Polarity	
1	* 7.679	30.03	PK		35.6	-23.3	0	42.33	-	-	74	-31.67	-	-	0-360	150	H
3	10.52	23.36	PK		37.7	-19.2	0	41.86	-	-	-	68.2	-26.34	-	0-360	150	H
5	* 15.781	24.69	PK		40.7	-18.9	0	46.49	-	-	74	-27.51	-	-	0-360	250	H
2	* 7.679	27.81	PK		35.6	-23.3	0	40.11	-	-	74	-33.89	-	-	0-360	149	V
4	10.521	23.35	PK		37.7	-19.2	0	41.85	-	-	-	68.2	-26.35	-	0-360	149	V
6	* 15.781	24.45	PK		40.7	-18.9	0	46.25	-	-	74	-27.75	-	-	0-360	250	V

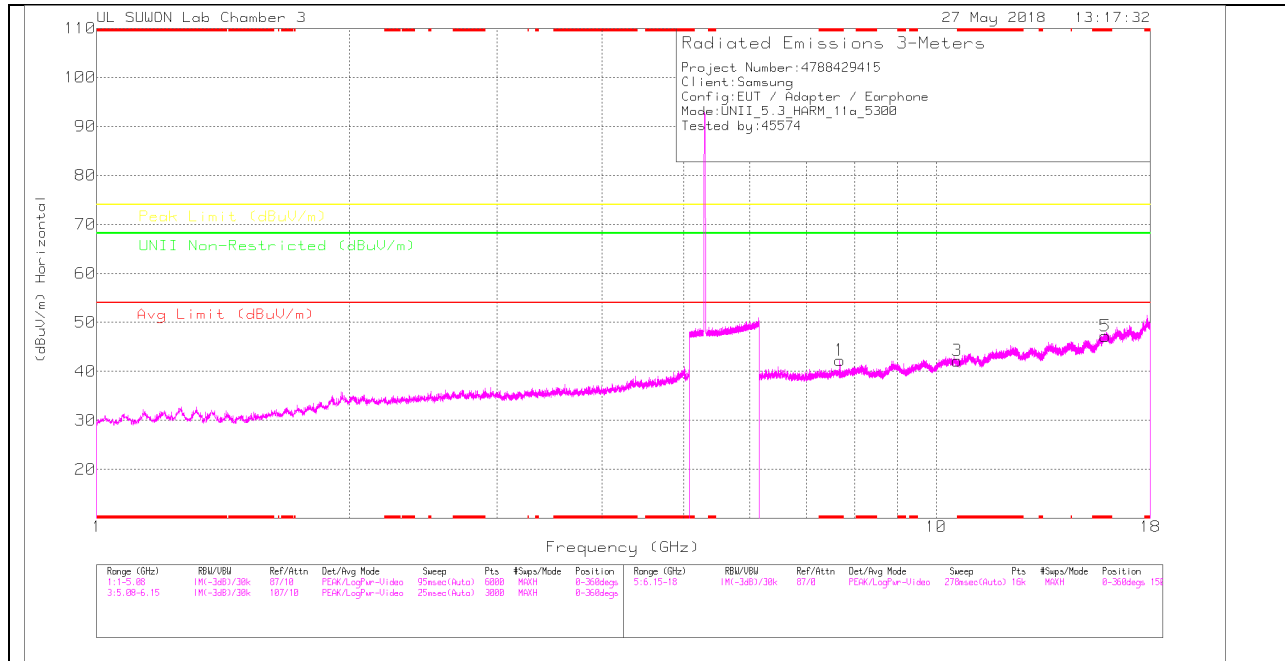
* - indicates frequency in CFR47 Pt 15 / IC RSS-Restricted Band
 PK – Peak Detector

Radiated Emissions

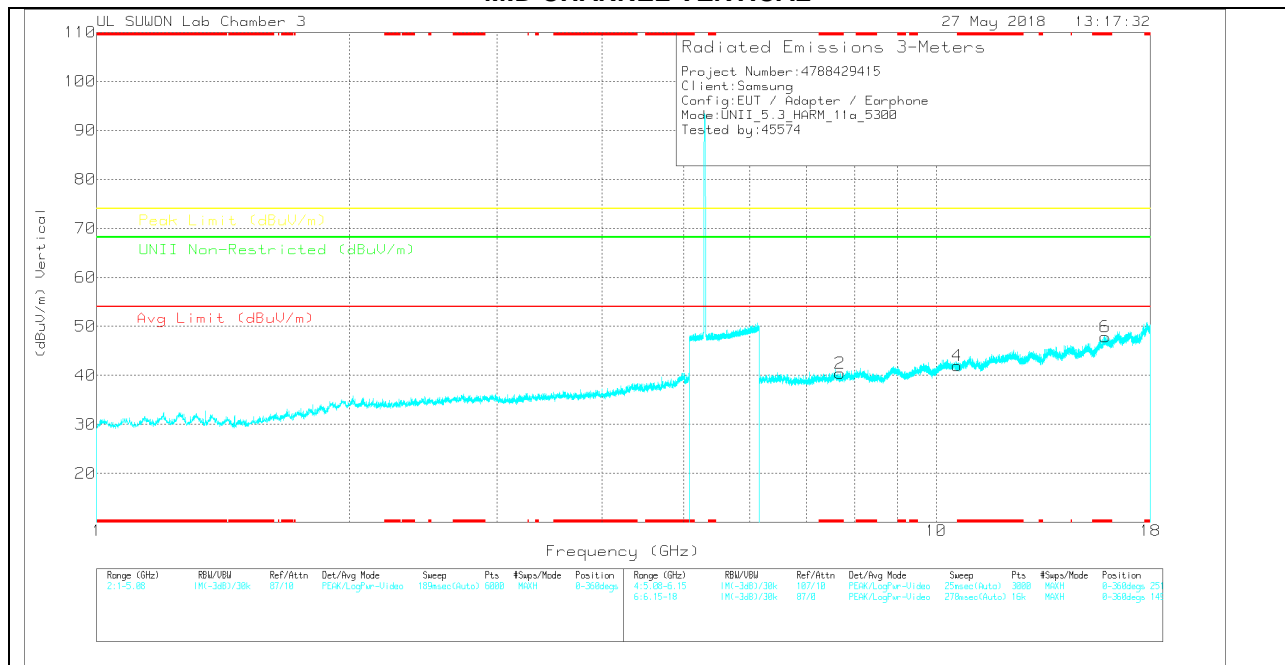
Frequency (GHz)	Meter Reading (dBuV)	Det	3117(0020959)	@GHz_HF(dB)	DC Corr (dB)	Corrected Reading (dBuV/m)	Avg Limit (dBuV/m)	Margin (dB)	Peak Limit (dBuV/m)	Margin (dB)	Limit Non-Restricted (dBuV/m)	Margin (dB)	Azimuth (Degs)	Height (cm)	Polarity	
* 7.68	34	PK-U		35.6	-23.3	0	46.3	-	-	74	-27.7	-	-	111	235	H
* 7.68	27.16	ADR		35.6	-23.3	.12	39.58	54	-14.42	-	-	-	-	111	235	H

* - indicates frequency in CFR47 Pt 15 / IC RSS-Restricted Band
 PK-U - U-NII: Maximum Peak
 ADR - U-NII AD primary method, RMS average

MID CHANNEL HORIZONTAL



MID CHANNEL VERTICAL



Note: Emission was scanned up to 40GHz; No emissions were detected above the noise floor which was at least 20dB below the specification limit.

MID CHANNEL DATA

Trace Markers

Marker	Frequency (GHz)	Meter Reading (dBuV)	Det	3117(00205959)	6GHz_HF(dB)	DC Corr (dB)	Corrected Reading (dBuV/m)	Agc Limit (dBuV/m)	Margin (dB)	Peak Limit (dBuV/m)	Margin (dB)	U-NII Non-Restricted (dBuV/m)	Margin (dB)	Azimuth (Degs)	Height (cm)	Polarity
1	* 7.679	29.96	PK	35.6	-23.3	0	42.26	-	-	74	-31.74	-	-	0-360	250	H
3	* 10.601	23.87	PK	37.7	-19.4	0	42.17	-	-	74	-31.83	-	-	0-360	150	H
5	* 15.902	24.58	PK	41	-18.4	0	47.18	-	-	74	-26.82	-	-	0-360	150	H
2	* 7.681	28.14	PK	35.6	-23.3	0	40.44	-	-	74	-33.56	-	-	0-360	250	V
4	* 10.601	23.63	PK	37.7	-19.4	0	41.93	-	-	74	-32.07	-	-	0-360	250	V
6	* 15.899	25.29	PK	41	-18.4	0	47.89	-	-	74	-26.11	-	-	0-360	149	V

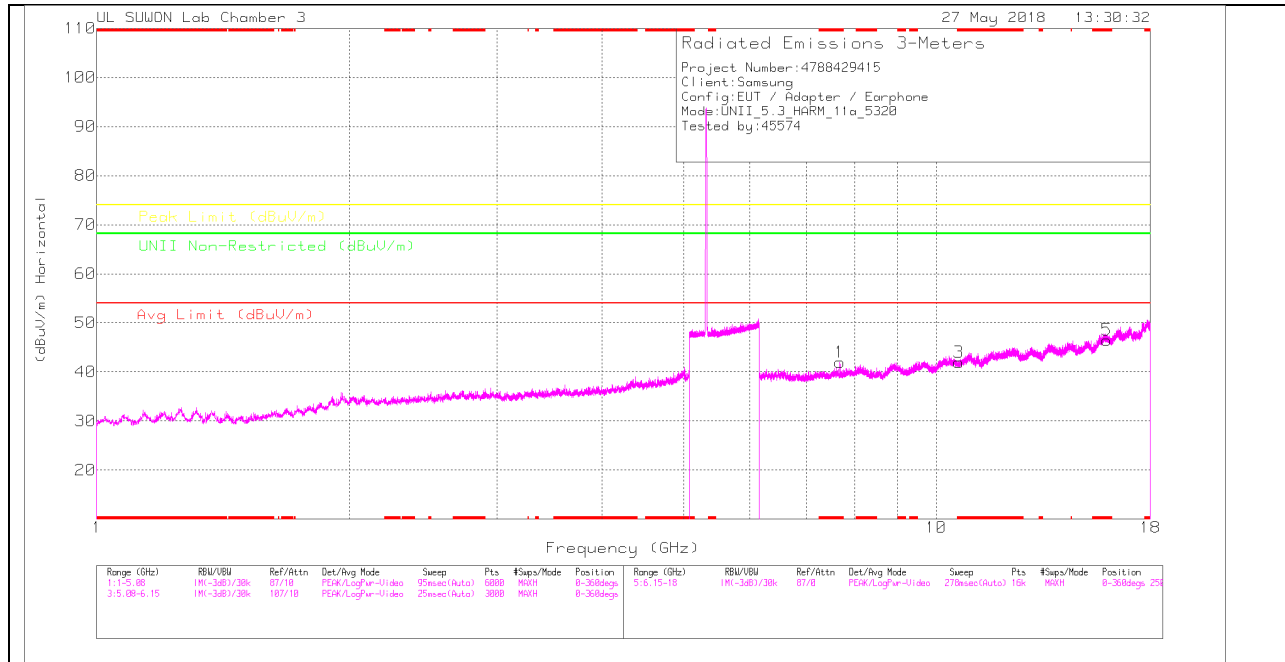
* - indicates frequency in CFR47 Pt 15 / IC RSS-Restricted Band
 PK - Peak Detector

Radiated Emissions

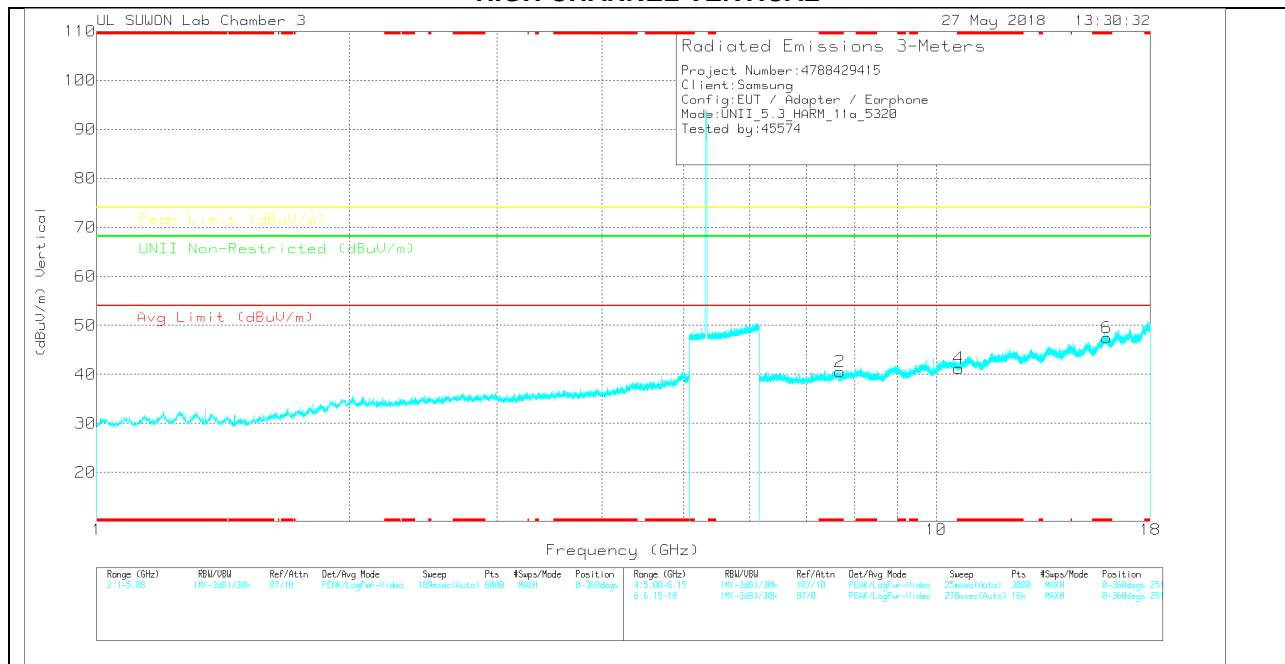
Frequency (GHz)	Meter Reading (dBuV)	Det	3117(00205959)	6GHz_HF(dB)	DC Corr (dB)	Corrected Reading (dBuV/m)	Agc Limit (dBuV/m)	Margin (dB)	Peak Limit (dBuV/m)	Margin (dB)	U-NII Non-Restricted (dBuV/m)	Margin (dB)	Azimuth (Degs)	Height (cm)	Polarity
* 7.68	33.93	PK-U	35.6	-23.3	0	46.23	-	-	74	-27.77	-	-	111	235	H
* 7.68	26.9	ADR	35.6	-23.3	.12	39.32	54	-14.68	-	-	-	-	111	235	H

* - indicates frequency in CFR47 Pt 15 / IC RSS-Restricted Band
 PK-U - U-NII: Maximum Peak
 ADR - U-NII AD primary method, RMS average

HIGH CHANNEL HORIZONTAL



HIGH CHANNEL VERTICAL



Note: Emission was scanned up to 40GHz; No emissions were detected above the noise floor which was at least 20dB below the specification limit.

HIGH CHANNEL DATA

Trace Markers

Marker	Frequency (GHz)	Meter Reading (dBuV)	Det	3117(0020959)	@GHz_HF(dB)	DC Corr (dB)	Corrected Reading (dBuV/m)	Avg Limit (dBuV/m)	Margin (dB)	Peak Limit (dBuV/m)	Margin (dB)	U-NII Non-Restricted (dBuV/m)	Margin (dB)	Azimuth (Degs)	Height (cm)	Polarity
1	* 7.679	29.65	PK	35.6	-23.3	0	41.95	-	-	74	-32.05	-	-	0-360	250	H
3	* 10.641	23.64	PK	37.6	-19.3	0	41.94	-	-	74	-32.06	-	-	0-360	150	H
5	* 15.961	23.9	PK	41.1	-18.5	0	46.5	-	-	74	-27.5	-	-	0-360	250	H
2	* 7.679	28.24	PK	35.6	-23.3	0	40.54	-	-	74	-33.46	-	-	0-360	149	V
4	* 10.641	22.94	PK	37.6	-19.3	0	41.24	-	-	74	-32.76	-	-	0-360	251	V
6	* 15.96	24.86	PK	41.1	-18.5	0	47.46	-	-	74	-26.54	-	-	0-360	251	V

* - indicates frequency in CFR47 Pt 15 / IC RSS-Restricted Band
 PK – Peak Detector

Radiated Emissions

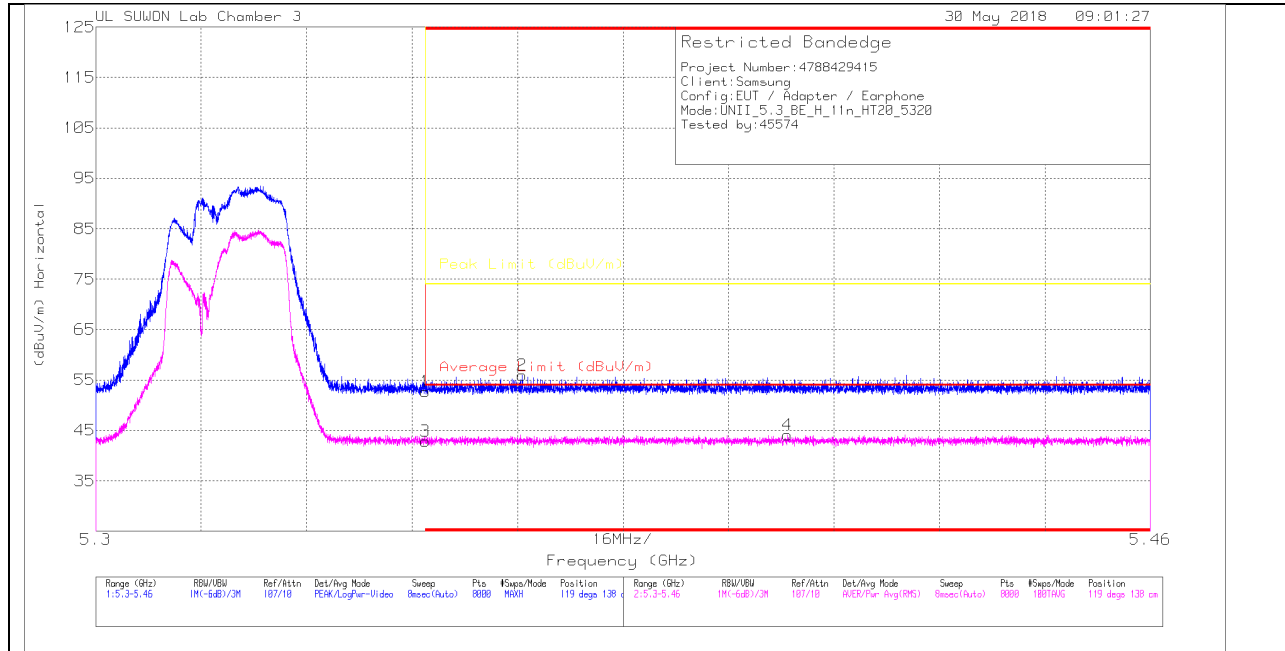
Frequency (GHz)	Meter Reading (dBuV)	Det	3117(0020959)	@GHz_HF(dB)	DC Corr (dB)	Corrected Reading (dBuV/m)	Avg Limit (dBuV/m)	Margin (dB)	Peak Limit (dBuV/m)	Margin (dB)	U-NII Non-Restricted (dBuV/m)	Margin (dB)	Azimuth (Degs)	Height (cm)	Polarity
* 7.689	34.21	PK-U	35.6	-23.4	0	46.41	-	-	74	-27.59	-	-	111	235	H
* 7.68	27.02	ADR	35.6	-23.3	.12	39.44	54	-14.56	-	-	-	-	111	235	H

* - indicates frequency in CFR47 Pt 15 / IC RSS-Restricted Band
 PK-U - U-NII: Maximum Peak
 ADR - U-NII AD primary method, RMS average

11.2.2.TX ABOVE 1GHz 802.11n HT20 2Tx CDD MODE IN THE 5.3GHz BAND

AUTHORIZED BANDEDGE (HIGH CHANNEL)

HORIZONTAL PEAK AND AVERAGE PLOT



HORIZONTAL DATA

Trace Markers

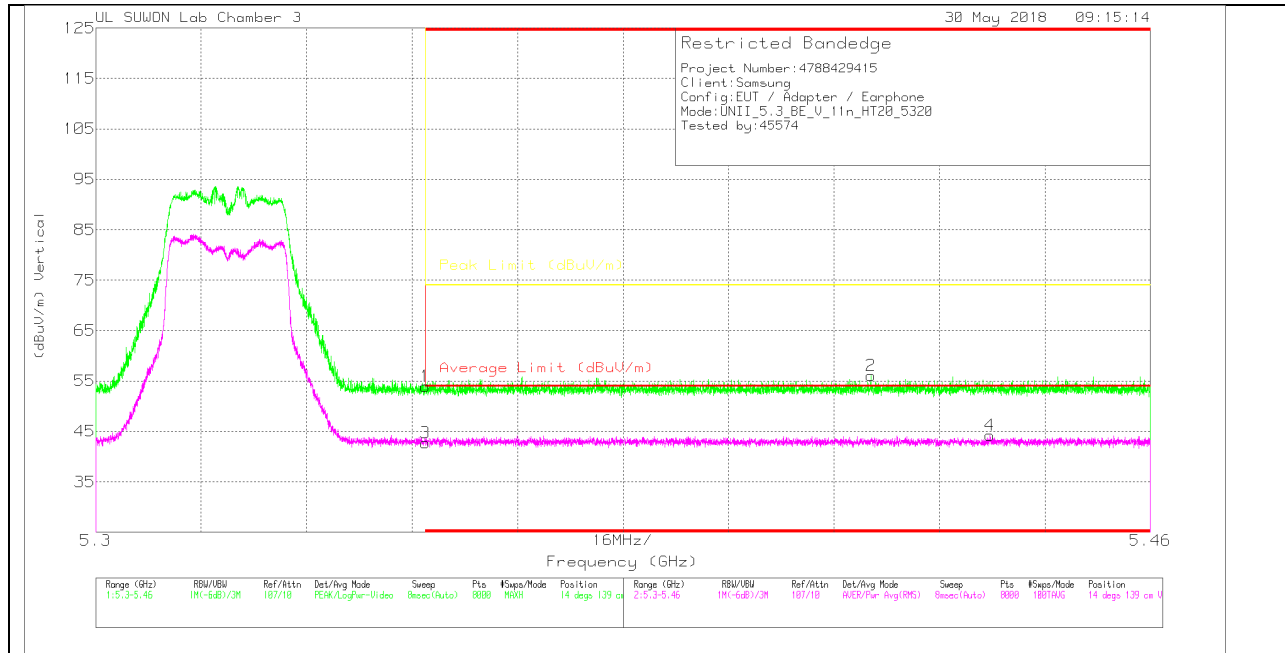
Marker	Frequency (GHz)	Meter Reading (dBuV)	Det	3117(00205999)	10dB_ATT(dB)	DC Corr (dB)	Corrected Reading (dBuV/m)	Average Limit (dBuV/m)	Margin (dB)	Peak Limit (dBuV/m)	PK Margin (dB)	Azimuth (Degs)	Height (cm)	Polarity
1	* 5.35	36.98	Pk	34.4	-18.7	0	52.68	-	-	74	-21.32	119	138	H
2	* 5.365	40.17	Pk	34.4	-18.6	0	55.97	-	-	74	-18.03	119	138	H
3	* 5.35	27.33	RMS	34.4	-19	.14	42.87	54	-11.13	-	-	119	138	H
4	* 5.405	28.61	RMS	34.3	-18.9	.14	44.15	54	-9.85	-	-	119	138	H

* - indicates frequency in CFR47 Pt 15 / IC RSS-Restricted Band

Pk - Peak detector

RMS - RMS detection

VERTICAL PEAK AND AVERAGE PLOT



VERTICAL DATA

Trace Markers

Marker	Frequency (GHz)	Meter Reading (dBuV)	Det	3117(00205959)	10dB_ATT(dB)	DC Corr (dB)	Corrected Reading (dBuV/m)	Average Limit (dBuV/m)	Margin (dB)	Peak Limit (dBuV/m)	PK Margin (dB)	Azimuth (Degs)	Height (cm)	Polarity
1	* 5.35	38.24	Pk	34.4	-18.7	0	53.94	-	-	74	-20.06	14	139	V
2	* 5.418	40.15	Pk	34.3	-18.4	0	56.05	-	-	74	-17.95	14	139	V
3	* 5.35	27.26	RMS	34.4	-19	.14	42.8	54	-11.2	-	-	14	139	V
4	* 5.436	28.64	RMS	34.3	-18.9	.14	44.18	54	-9.82	-	-	14	139	V

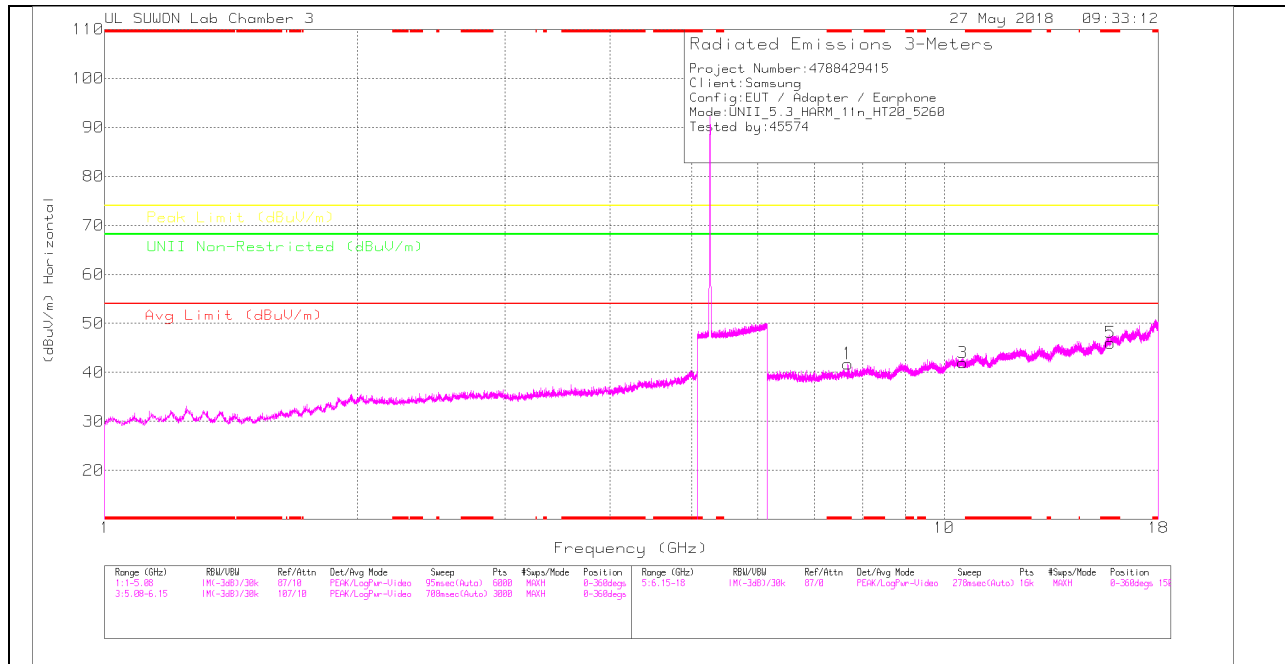
* - indicates frequency in CFR47 Pt 15 / IC RSS-Restricted Band

Pk - Peak detector

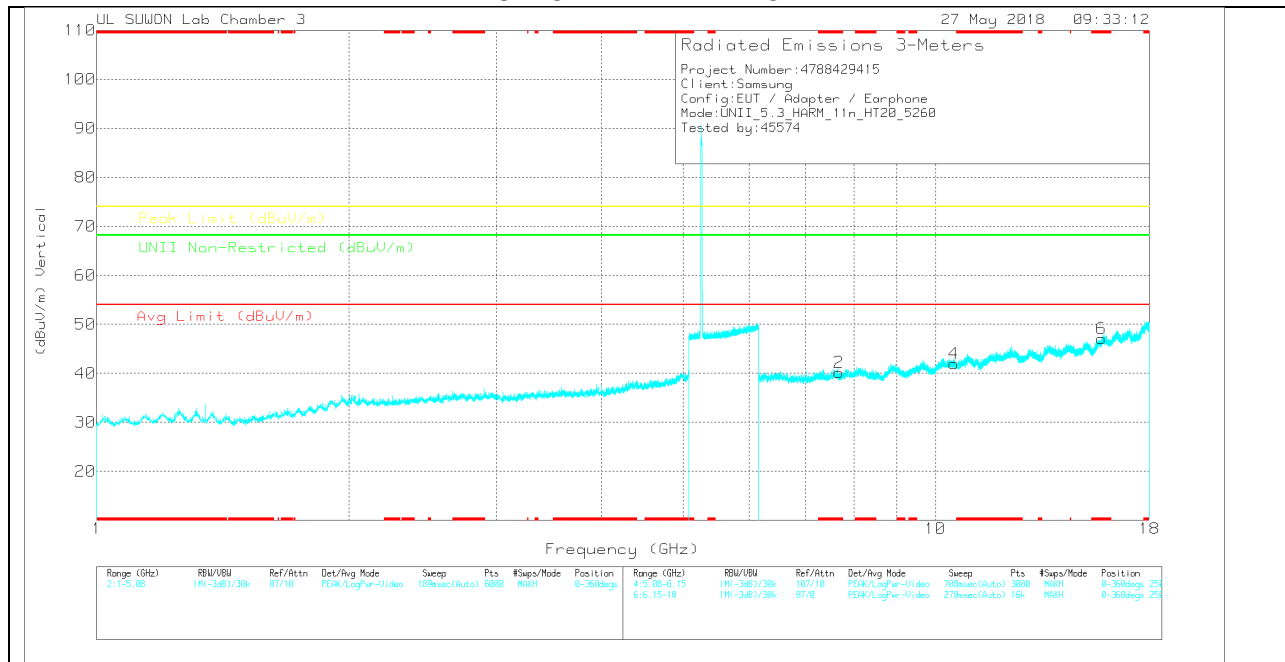
RMS - RMS detection

HARMONICS AND SPURIOUS EMISSIONS

LOW CHANNEL HORIZONTAL



LOW CHANNEL VERTICAL



Note: Emission was scanned up to 40GHz; No emissions were detected above the noise floor which was at least 20dB below the specification limit.

LOW CHANNEL DATA

Trace Markers

Marker	Frequency (GHz)	Meter Reading (dBuV)	Det	3117(00205959)	6GHz_HF(dB)	DC Corr (dB)	Corrected Reading (dBuV/m)	Avg Limit (dBuV/m)	Margin (dB)	Peak Limit (dBuV/m)	Margin (dB)	UNII Non-Restricted (dBuV/m)	Margin (dB)	Azimuth (Degs)	Height (cm)	Polarity
1	* 7.679	29.47	PK	35.6	-23.3	0	41.77	-	-	74	-32.23	-	-	0-360	150	H
3	10.52	23.47	PK	37.7	-19.2	0	41.97	-	-	-	-	68.2	-26.23	0-360	250	H
5	* 15.781	24.22	PK	40.7	-18.9	0	46.02	-	-	74	-27.98	-	-	0-360	250	H
2	* 7.678	27.88	PK	35.6	-23.3	0	40.18	-	-	74	-33.82	-	-	0-360	250	V
4	10.52	23.44	PK	37.7	-19.2	0	41.94	-	-	-	-	68.2	-26.26	0-360	149	V
6	* 15.781	25.28	PK	40.7	-18.9	0	47.08	-	-	74	-26.92	-	-	0-360	149	V

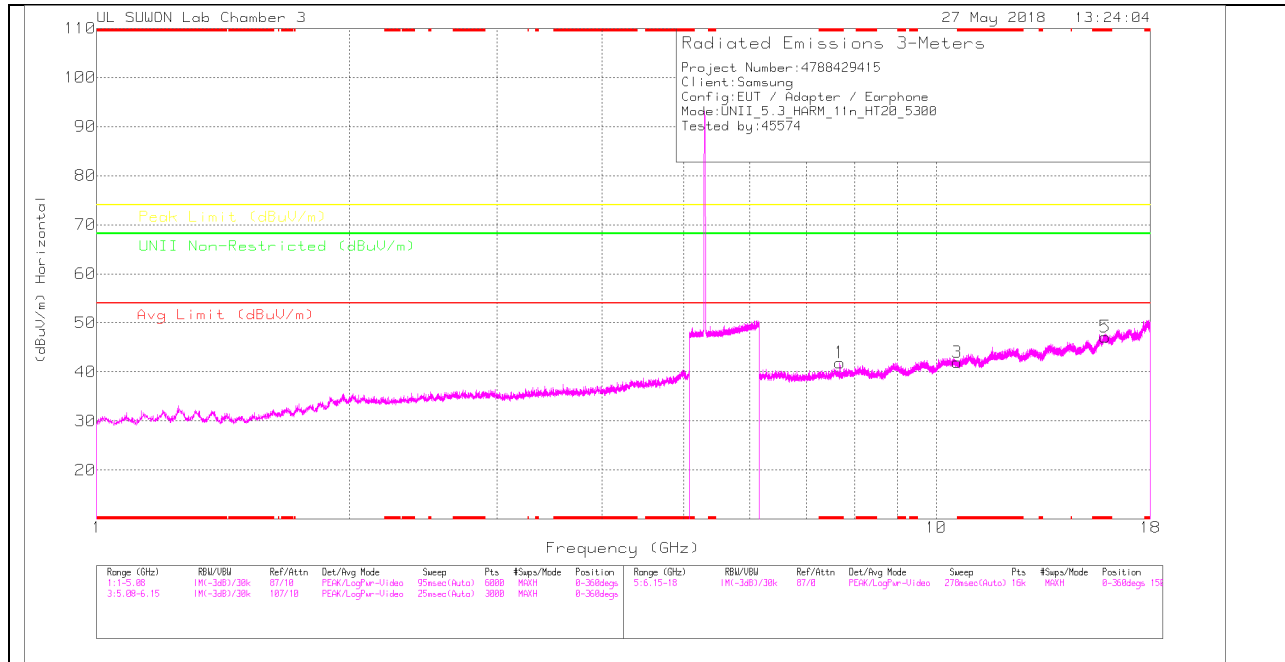
* - indicates frequency in CFR47 Pt 15 / IC RSS-Restricted Band
 PK – Peak Detector

Radiated Emissions

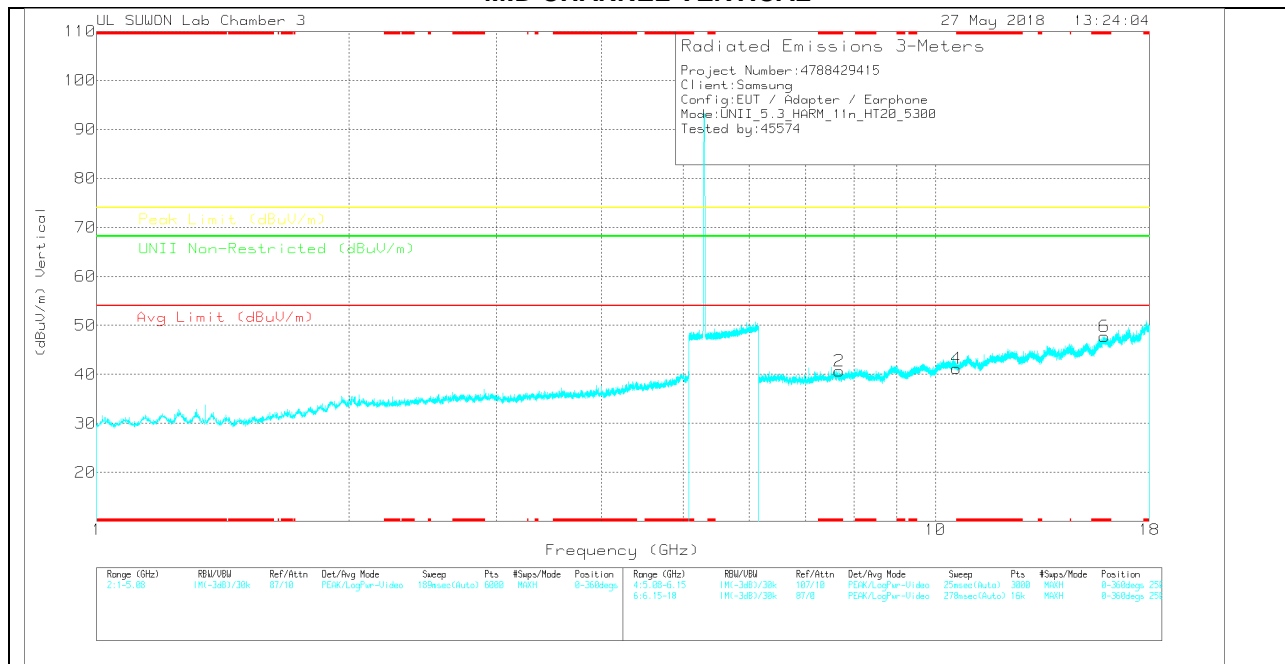
Frequency (GHz)	Meter Reading (dBuV)	Det	3117(00205959)	6GHz_HF(dB)	DC Corr (dB)	Corrected Reading (dBuV/m)	Avg Limit (dBuV/m)	Margin (dB)	Peak Limit (dBuV/m)	Margin (dB)	UNII Non-Restricted (dBuV/m)	Margin (dB)	Azimuth (Degs)	Height (cm)	Polarity
* 7.681	34.51	PK-U	35.6	-23.3	0	46.81	-	-	74	-27.19	-	-	111	235	H
* 7.68	26.56	ADR	35.6	-23.3	.14	39	54	-15	-	-	-	-	111	235	H

* - indicates frequency in CFR47 Pt 15 / IC RSS-Restricted Band
 PK-U - U-NII: Maximum Peak
 ADR - U-NII AD primary method, RMS average

MID CHANNEL HORIZONTAL



MID CHANNEL VERTICAL



Note: Emission was scanned up to 40GHz; No emissions were detected above the noise floor which was at least 20dB below the specification limit.

MID CHANNEL DATA

Trace Markers

Marker	Frequency (GHz)	Meter Reading (dBuV)	Det	3117(00205959)	6GHz_HF(dB)	DC Corr (dB)	Corrected Reading (dBuV/m)	Avg Limit (dBuV/m)	Margin (dB)	Peak Limit (dBuV/m)	Margin (dB)	U-NII Non-Restricted (dBuV/m)	Margin (dB)	Azimuth (Degs)	Height (cm)	Polarity
1	* 7.679	29.59	PK	35.6	-23.3	0	41.89	-	-	74	-32.11	-	-	0-360	250	H
3	* 10.601	23.68	PK	37.7	-19.4	0	41.98	-	-	74	-32.02	-	-	0-360	250	H
5	* 15.901	24.64	PK	41	-18.5	0	47.14	-	-	74	-26.86	-	-	0-360	150	H
2	* 7.679	28.35	PK	35.6	-23.3	0	40.65	-	-	74	-33.35	-	-	0-360	250	V
4	* 10.601	22.89	PK	37.7	-19.4	0	41.19	-	-	74	-32.81	-	-	0-360	149	V
6	* 15.901	25.22	PK	41	-18.5	0	47.72	-	-	74	-26.28	-	-	0-360	149	V

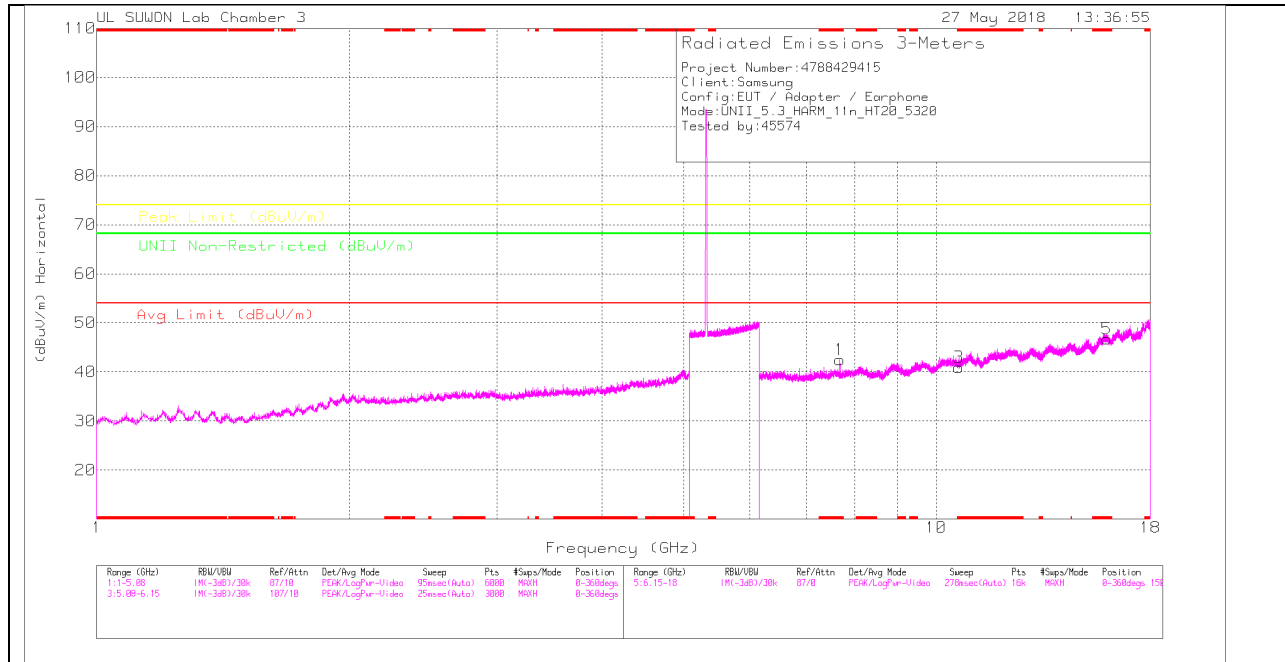
* - indicates frequency in CFR47 Pt 15 / IC RSS-Restricted Band
 PK – Peak Detector

Radiated Emissions

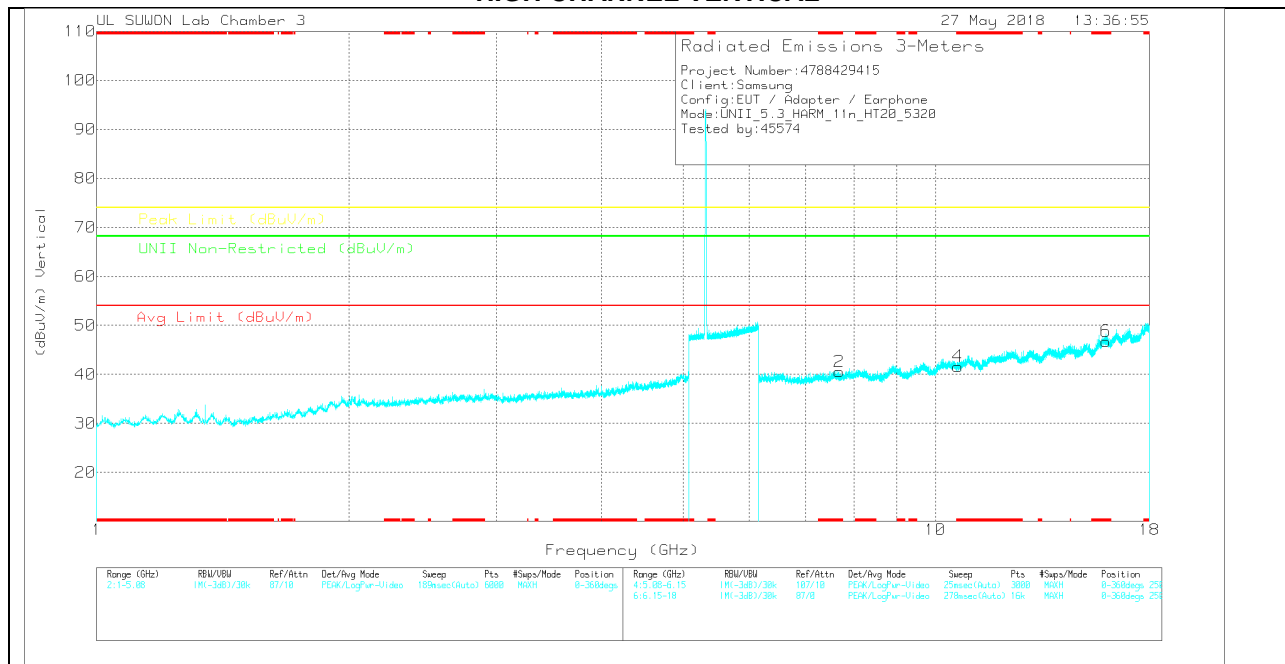
Frequency (GHz)	Meter Reading (dBuV)	Det	3117(00205959)	6GHz_HF(dB)	DC Corr (dB)	Corrected Reading (dBuV/m)	Avg Limit (dBuV/m)	Margin (dB)	Peak Limit (dBuV/m)	Margin (dB)	U-NII Non-Restricted (dBuV/m)	Margin (dB)	Azimuth (Degs)	Height (cm)	Polarity
* 7.68	34.93	PK-U	35.6	-23.3	0	47.23	-	-	74	-26.77	-	-	111	235	H
* 7.68	27.33	ADR	35.6	-23.3	.14	39.77	54	-14.23	-	-	-	-	111	235	H

* - indicates frequency in CFR47 Pt 15 / IC RSS-Restricted Band
 PK-U - U-NII: Maximum Peak
 ADR - U-NII AD primary method, RMS average

HIGH CHANNEL HORIZONTAL



HIGH CHANNEL VERTICAL



Note: Emission was scanned up to 40GHz; No emissions were detected above the noise floor which was at least 20dB below the specification limit.

HIGH CHANNEL DATA

Trace Markers

Marker	Frequency (GHz)	Meter Reading (dBuV)	Det	3117(0020959)	@GHz_HF(dB)	DC Corr (dB)	Corrected Reading (dBuV/m)	Avg Limit (dBuV/m)	Margin (dB)	Peak Limit (dBuV/m)	Margin (dB)	UNII Non-Restricted (dBuV/m)	Margin (dB)	Azimuth (Degs)	Height (cm)	Polarity
1	* 7.679	30.15	PK		35.6	-23.3	0	42.45	-	74	-31.55	-	-	0-360	250	H
3	* 10.641	22.66	PK		37.6	-19.3	0	40.96	-	74	-33.04	-	-	0-360	150	H
5	* 15.96	24.11	PK		41.1	-18.5	0	46.71	-	74	-27.29	-	-	0-360	250	H
2	* 7.679	28.25	PK		35.6	-23.3	0	40.55	-	74	-33.45	-	-	0-360	250	V
4	* 10.641	23.32	PK		37.6	-19.3	0	41.62	-	74	-32.38	-	-	0-360	250	V
6	* 15.96	24.16	PK		41.1	-18.5	0	46.76	-	74	-27.24	-	-	0-360	250	V

* - indicates frequency in CFR47 Pt 15 / IC RSS-Restricted Band
 PK – Peak Detector

Radiated Emissions

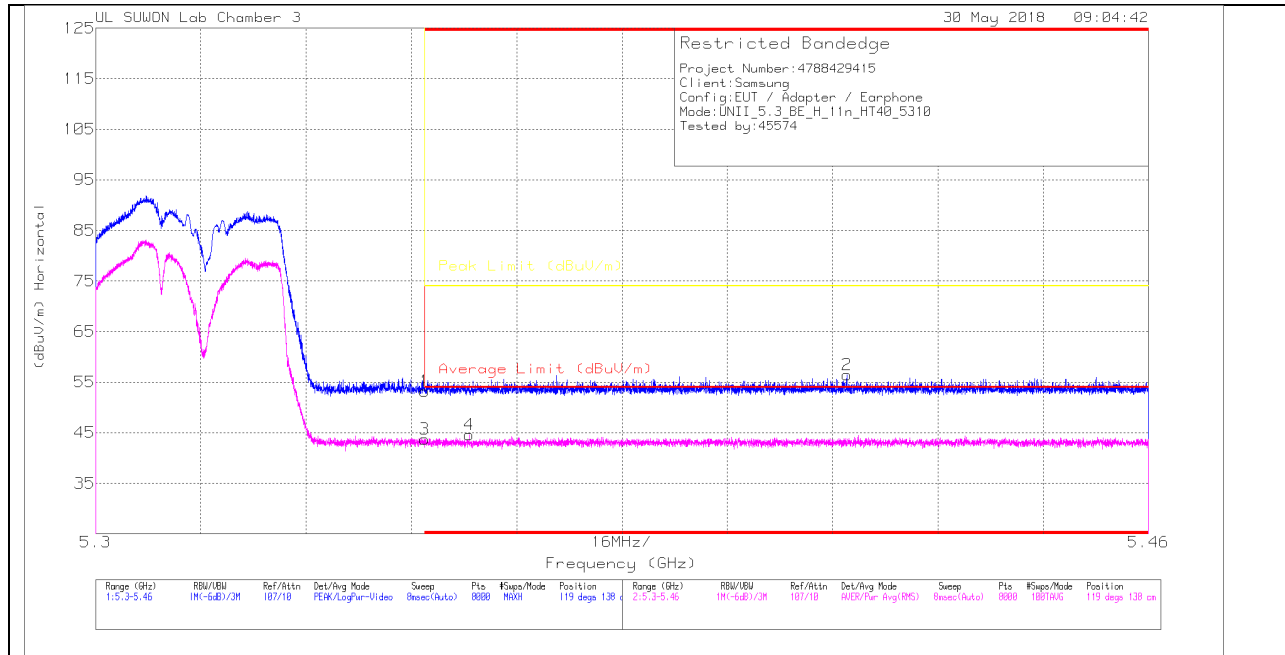
Frequency (GHz)	Meter Reading (dBuV)	Det	3117(0020959)	@GHz_HF(dB)	DC Corr (dB)	Corrected Reading (dBuV/m)	Avg Limit (dBuV/m)	Margin (dB)	Peak Limit (dBuV/m)	Margin (dB)	UNII Non-Restricted (dBuV/m)	Margin (dB)	Azimuth (Degs)	Height (cm)	Polarity
* 7.679	35.06	PK-U		35.6	-23.3	0	47.36	-	74	-26.64	-	-	111	235	H
* 7.68	27.1	ADR		35.6	-23.3	.14	39.54	54	-14.46	-	-	-	111	235	H

* - indicates frequency in CFR47 Pt 15 / IC RSS-Restricted Band
 PK-U - U-NII: Maximum Peak
 ADR - U-NII AD primary method, RMS average

11.2.3.TX ABOVE 1GHz 802.11n HT40 2Tx CDD MODE IN THE 5.3GHz BAND

AUTHORIZED BANDEDGE (HIGH CHANNEL)

HORIZONTAL PEAK AND AVERAGE PLOT



HORIZONTAL DATA

Trace Markers

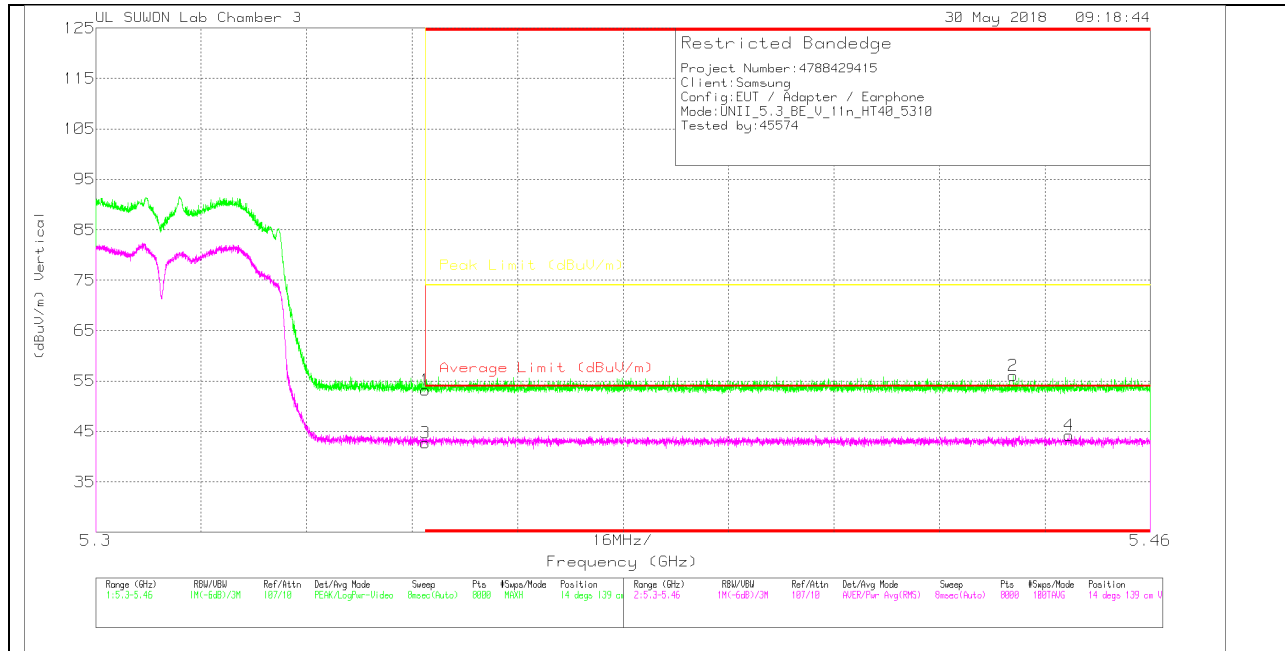
Marker	Frequency (GHz)	Meter Reading (dBuV)	Det	311700205959	10dB_ATT[dB]	DC Corr (dB)	Corrected Reading (dBuV/m)	Average Limit (dBuV/m)	Margin (dB)	Peak Limit (dBuV/m)	PK Margin (dB)	Azimuth (Degs)	Height (cm)	Polarity
1	* 5.35	37.57	Pk	34.4	-18.7	0	53.27	-	-	74	-20.73	119	138	H
2	* 5.414	40.7	Pk	34.3	-18.5	0	56.5	-	-	74	-17.5	119	138	H
3	* 5.35	28.05	RMS	34.4	-19	.24	43.69	54	-10.31	-	-	119	138	H
4	* 5.357	28.93	RMS	34.4	-19	.24	44.57	54	-9.43	-	-	119	138	H

* - indicates frequency in CFR47 Pt 15 / IC RSS-Restricted Band

Pk - Peak detector

RMS - RMS detection

VERTICAL PEAK AND AVERAGE PLOT



VERTICAL DATA

Trace Markers

Marker	Frequency (GHz)	Meter Reading (dBuV)	Det	3117(00205959)	10dB_ATT(dB)	DC Corr (dB)	Corrected Reading (dBuV/m)	Average Limit (dBuV/m)	Margin (dB)	Peak Limit (dBuV/m)	PK Margin (dB)	Azimuth (Degs)	Height (cm)	Polarity
1	* 5.35	37.5	Pk	34.4	-18.7	0	53.2	-	-	74	-20.8	14	139	V
2	* 5.439	40.15	Pk	34.3	-18.4	0	56.05	-	-	74	-17.95	14	139	V
3	* 5.35	27.15	RMS	34.4	-19	.24	42.79	54	-11.21	-	-	14	139	V
4	* 5.448	28.62	RMS	34.3	-18.9	.24	44.26	54	-9.74	-	-	14	139	V

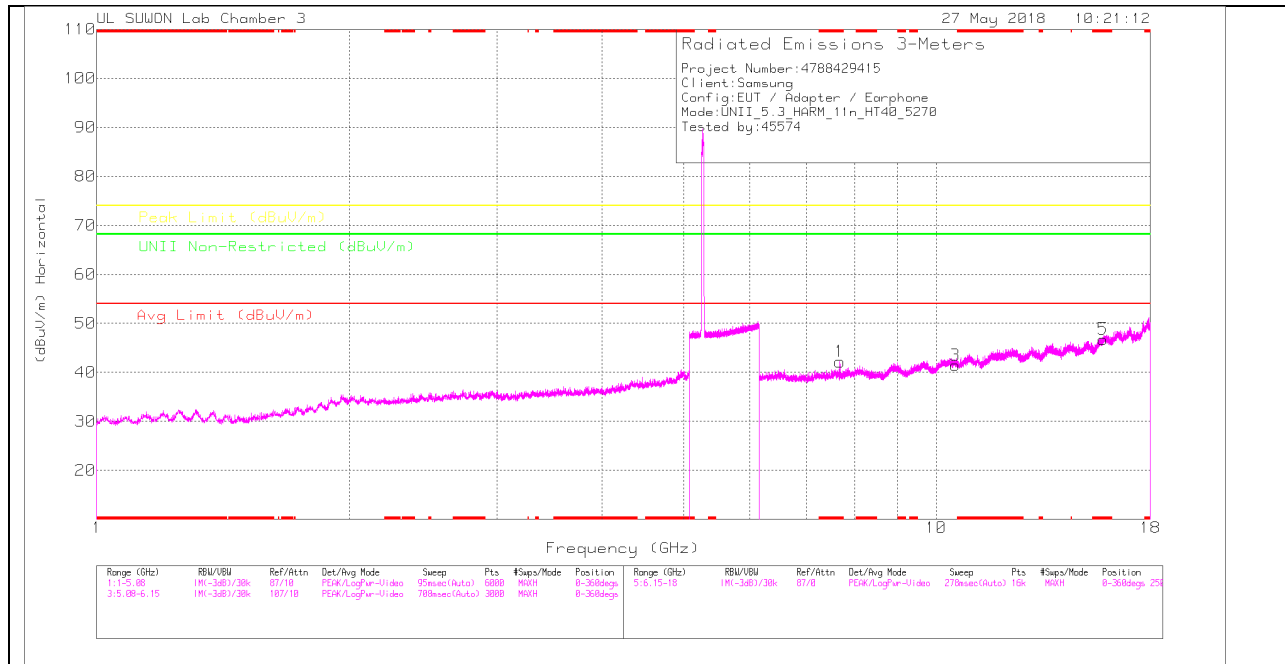
* - indicates frequency in CFR47 Pt 15 / IC RSS-Restricted Band

Pk - Peak detector

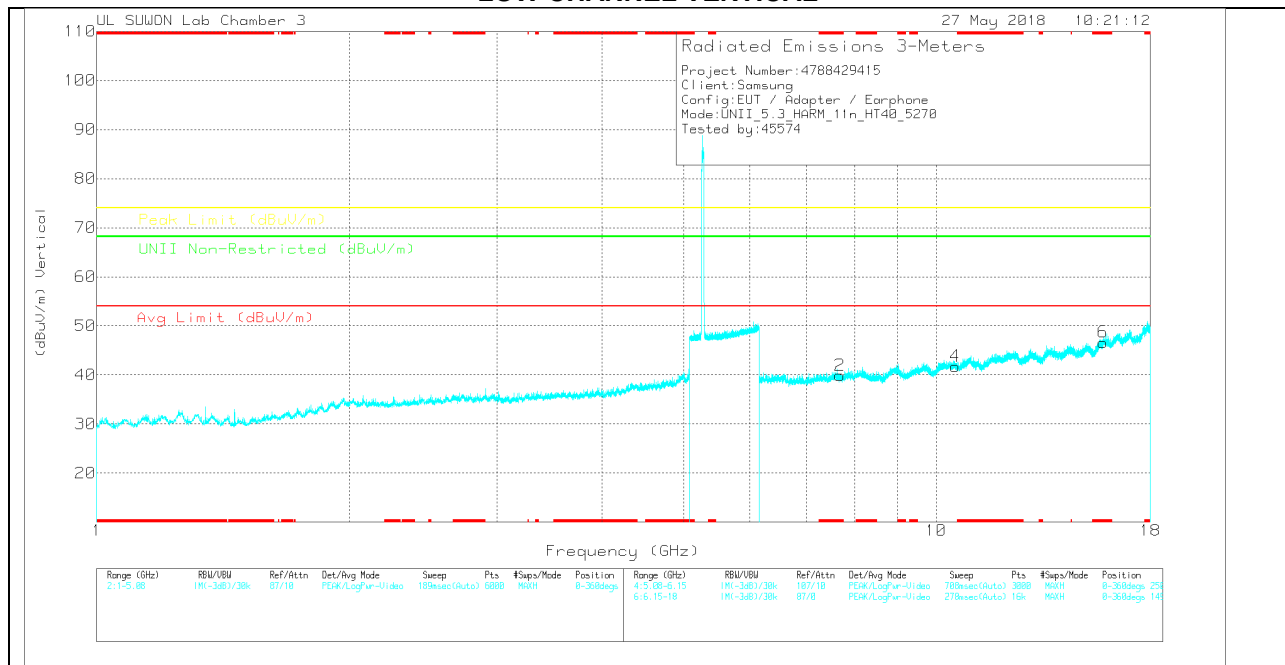
RMS - RMS detection

HARMONICS AND SPURIOUS EMISSIONS

LOW CHANNEL HORIZONTAL



LOW CHANNEL VERTICAL



Note: Emission was scanned up to 40GHz; No emissions were detected above the noise floor which was at least 20dB below the specification limit.

LOW CHANNEL DATA

Trace Markers

Marker	Frequency (GHz)	Meter Reading (dBuV)	Det	3117(0020959)	@GHz_HF(dB)	DC Corr (dB)	Corrected Reading (dBuV/m)	Avg Limit (dBuV/m)	Margin (dB)	Peak Limit (dBuV/m)	Margin (dB)	Limit Non-Restricted (dBuV/m)	Margin (dB)	Azimuth (Degs)	Height (cm)	Polarity
1	* 7.679	29.88	PK	35.6	-23.3	0	42.18	-	-	74	-31.82	-	-	0-360	250	H
3	10.54	23.12	PK	37.7	-19.4	0	41.42	-	-	-	-	68.2	-26.78	0-360	250	H
5	* 15.81	24.97	PK	40.7	-18.9	0	46.77	-	-	74	-27.23	-	-	0-360	150	H
2	* 7.679	27.62	PK	35.6	-23.3	0	39.92	-	-	74	-34.08	-	-	0-360	250	V
4	10.541	23.34	PK	37.7	-19.3	0	41.74	-	-	-	-	68.2	-26.46	0-360	149	V
6	* 15.809	24.85	PK	40.7	-18.9	0	46.65	-	-	74	-27.35	-	-	0-360	250	V

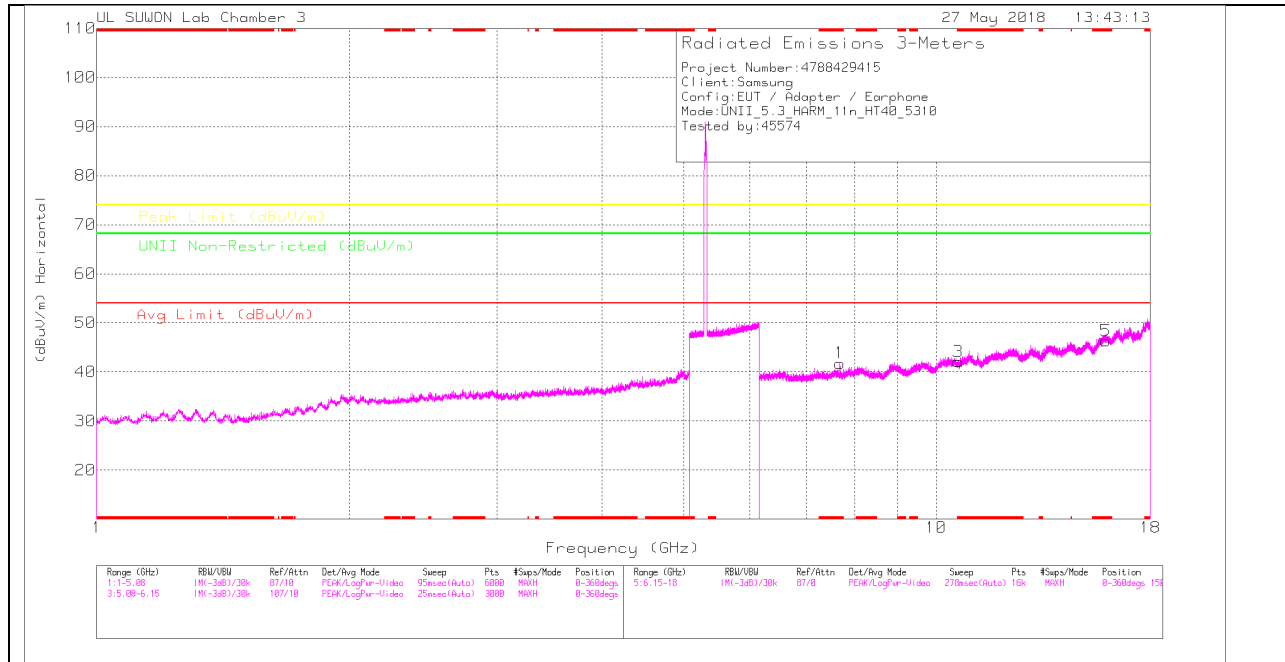
* - indicates frequency in CFR47 Pt 15 / IC RSS-Restricted Band
 PK – Peak Detector

Radiated Emissions

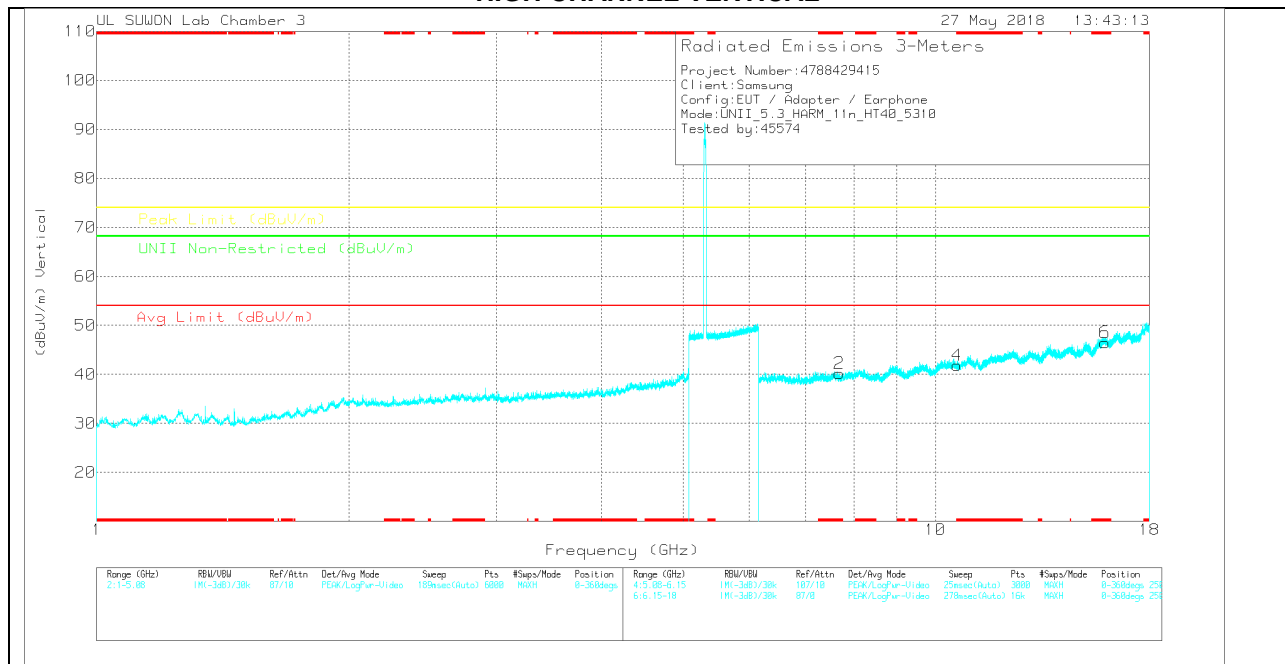
Frequency (GHz)	Meter Reading (dBuV)	Det	3117(0020959)	@GHz_HF(dB)	DC Corr (dB)	Corrected Reading (dBuV/m)	Avg Limit (dBuV/m)	Margin (dB)	Peak Limit (dBuV/m)	Margin (dB)	Limit Non-Restricted (dBuV/m)	Margin (dB)	Azimuth (Degs)	Height (cm)	Polarity
* 7.681	33.97	PK-U	35.6	-23.3	0	46.27	-	-	74	-27.73	-	-	111	235	H
* 7.68	27.36	ADR	35.6	-23.3	-24	39.9	54	-14.1	-	-	-	-	111	235	H

* - indicates frequency in CFR47 Pt 15 / IC RSS-Restricted Band
 PK-U - U-NII: Maximum Peak
 ADR - U-NII AD primary method, RMS average

HIGH CHANNEL HORIZONTAL



HIGH CHANNEL VERTICAL



Note: Emission was scanned up to 40GHz; No emissions were detected above the noise floor which was at least 20dB below the specification limit.

HIGH CHANNEL DATA

Trace Markers

Marker	Frequency (GHz)	Meter Reading (dBuV)	Det	3117(00205959)	6GHz_HF(dB)	DC Corr (dB)	Corrected Reading (dBuV/m)	Avg Limit (dBuV/m)	Margin (dB)	Peak Limit (dBuV/m)	Margin (dB)	U-NII Non-Restricted (dBuV/m)	Margin (dB)	Azimuth (Degs)	Height (cm)	Polarity
1	* 7.679	29.48	PK	35.6	-23.3	0	41.78	-	-	74	-32.22	-	-	0-360	150	H
3	* 10.622	23.7	PK	37.7	-19.3	0	42.1	-	-	74	-31.9	-	-	0-360	150	H
5	* 15.931	23.69	PK	41	-18.4	0	46.29	-	-	74	-27.71	-	-	0-360	150	H
2	* 7.679	27.9	PK	35.6	-23.3	0	40.2	-	-	74	-33.8	-	-	0-360	150	V
4	* 10.618	23.43	PK	37.7	-19.3	0	41.83	-	-	74	-32.17	-	-	0-360	250	V
6	* 15.931	23.9	PK	41	-18.4	0	46.5	-	-	74	-27.5	-	-	0-360	250	V

* - indicates frequency in CFR47 Pt 15 / IC RSS-Restricted Band
 PK – Peak detector

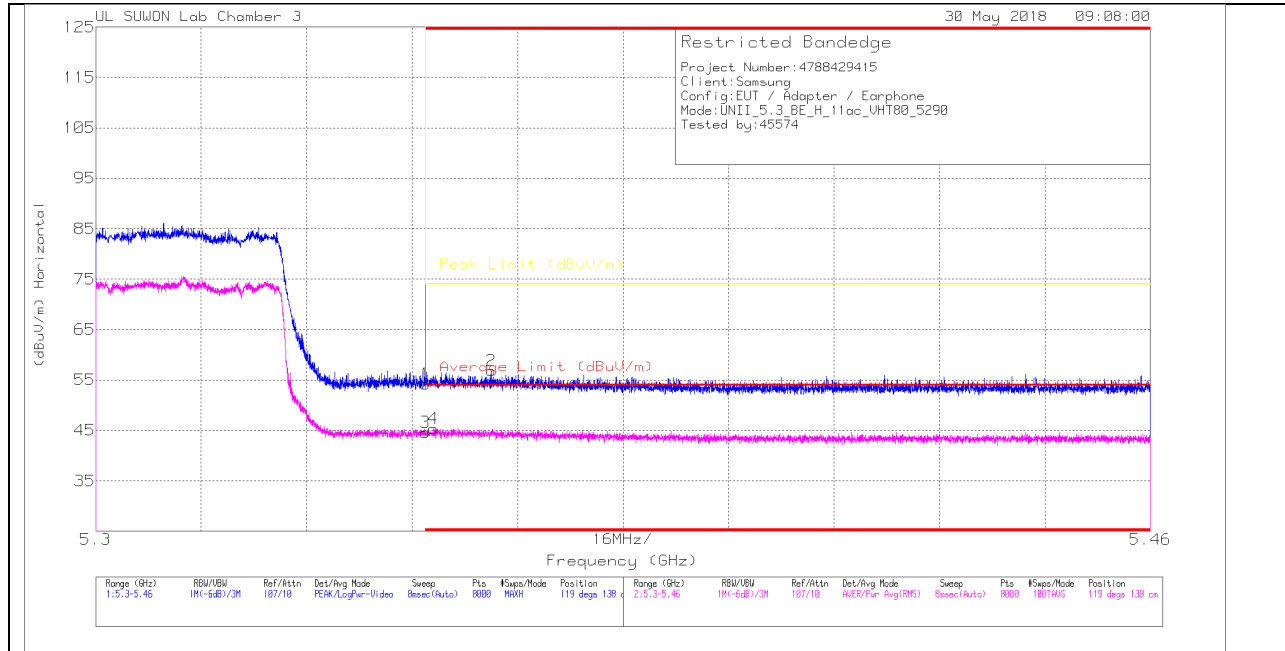
Radiated Emissions

Frequency (GHz)	Meter Reading (dBuV)	Det	3117(00205959)	6GHz_HF(dB)	DC Corr (dB)	Corrected Reading (dBuV/m)	Avg Limit (dBuV/m)	Margin (dB)	Peak Limit (dBuV/m)	Margin (dB)	U-NII Non-Restricted (dBuV/m)	Margin (dB)	Azimuth (Degs)	Height (cm)	Polarity
* 7.687	34.23	PK-U	35.6	-23.4	0	46.43	-	-	74	-27.57	-	-	111	235	H
* 7.68	26.49	ADR	35.6	-23.3	24	39.03	54	-14.97	-	-	-	-	111	235	H

* - indicates frequency in CFR47 Pt 15 / IC RSS-Restricted Band
 PK-U - U-NII: Maximum Peak
 ADR - U-NII AD primary method, RMS average

11.2.4. TX ABOVE 1GHz 802.11ac VHT80 2Tx CDD MODE IN THE 5.3GHz BAND

RESTRICTED BANDEDGE (High CHANNEL) HORIZONTAL PEAK AND AVERAGE PLOT



HORIZONTAL DATA

Trace Markers

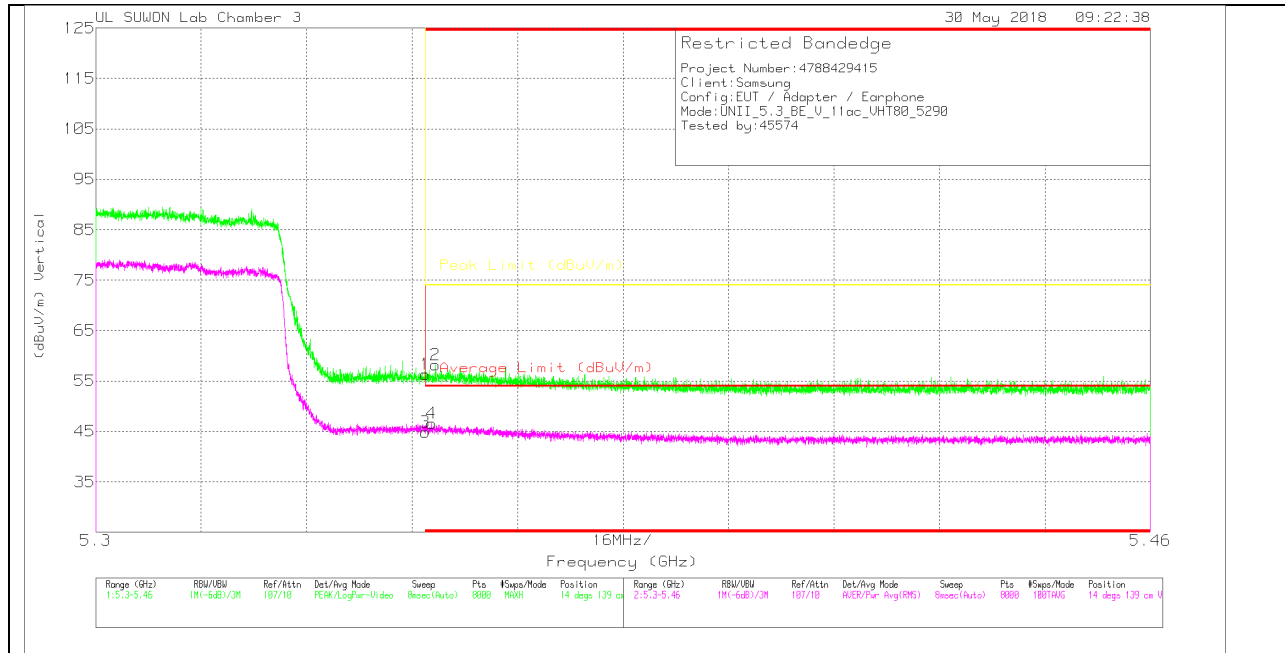
Marker	Frequency (GHz)	Meter Reading (dBuV)	Det	3117(00205959)	100B_ATT(dB)	DC Corr (dB)	Corrected Reading (dBuV/m)	Average Limit (dBuV/m)	Margin (dB)	Peak Limit (dBuV/m)	PK Margin (dB)	Azimuth (Degs)	Height (cm)	Polarity
1	* 5.35	38.57	Pk	34.4	-18.7	0	54.27	-	-	74	-19.73	119	138	H
2	* 5.36	41.09	Pk	34.4	-18.6	0	56.89	-	-	74	-17.11	119	138	H
3	* 5.35	28.63	RMS	34.4	-19	.53	44.56	54	-9.44	-	-	119	138	H
4	* 5.351	29.47	RMS	34.4	-19	.53	45.4	54	-8.6	-	-	119	138	H

* - indicates frequency in CFR47 Pt 15 / IC RSS-Restricted Band

Pk - Peak detector

RMS - RMS detection

VERTICAL PEAK AND AVERAGE PLOT



VERTICAL DATA

Trace Markers

Marker	Frequency (GHz)	Meter Reading (dBuV)	Det	3117(00205959)	10dB_ATT(dB)	DC Corr (dB)	Corrected Reading (dBuV/m)	Average Limit (dBuV/m)	Margin (dB)	Peak Limit (dBuV/m)	PK Margin (dB)	Azimuth (Degs)	Height (cm)	Polarity
1	* 5.35	40.67	Pk	34.4	-18.7	0	56.37	-	-	74	-17.63	14	139	V
2	* 5.352	42.4	Pk	34.4	-18.6	0	58.2	-	-	74	-15.8	14	139	V
3	* 5.35	28.88	RMS	34.4	-19	.53	44.81	54	-9.19	-	-	14	139	V
4	* 5.351	30.62	RMS	34.4	-19	.53	46.55	54	-7.45	-	-	14	139	V

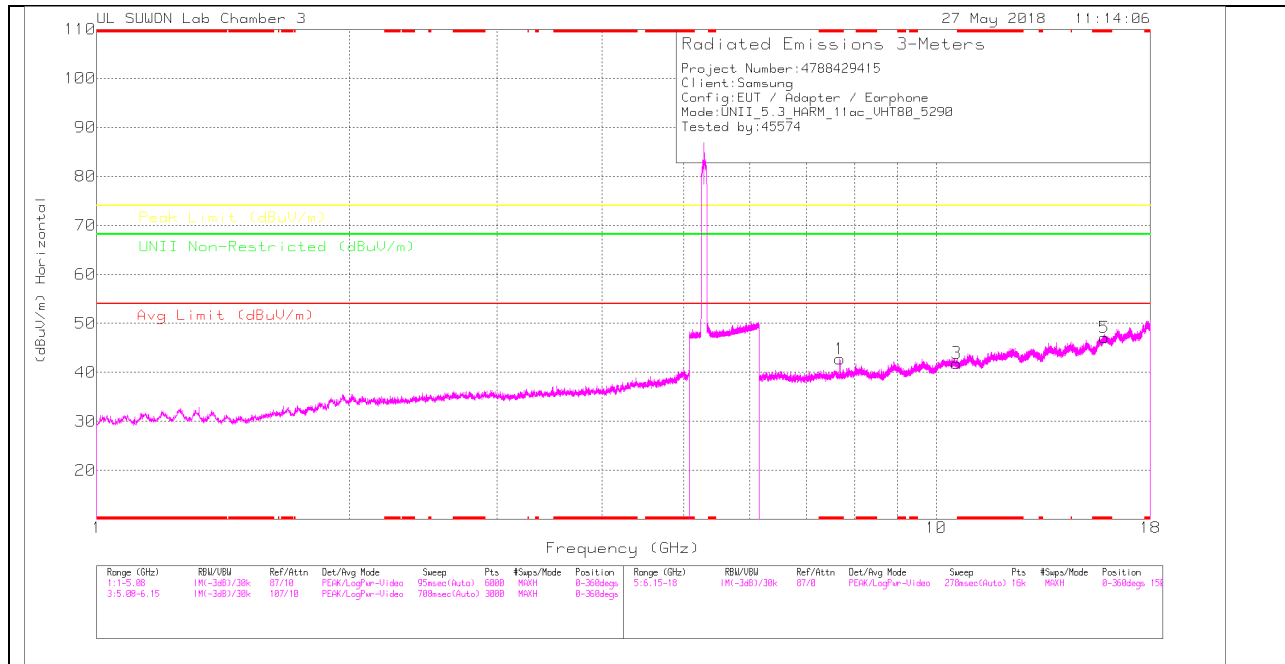
* - indicates frequency in CFR47 Pt 15 / IC RSS-Restricted Band

Pk - Peak detector

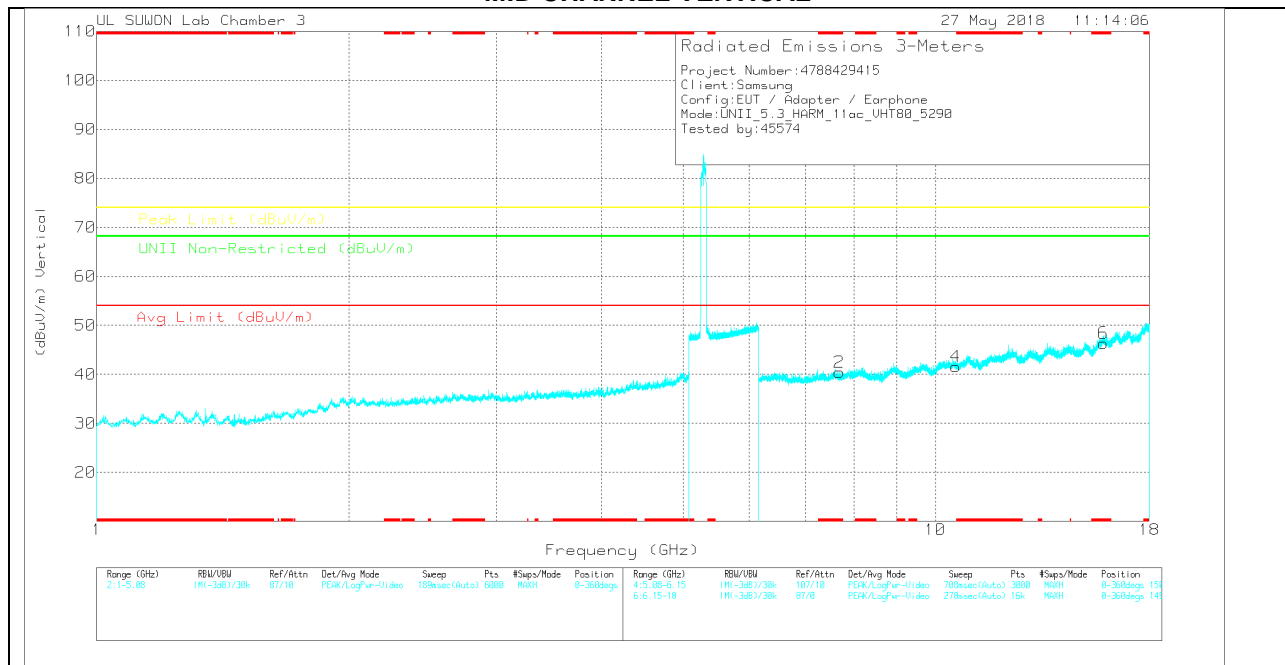
RMS - RMS detection

HARMONICS AND SPURIOUS EMISSIONS

MID CHANNEL HORIZONTAL



MID CHANNEL VERTICAL



Note: Emission was scanned up to 40GHz; No emissions were detected above the noise floor which was at least 20dB below the specification limit.

MID CHANNEL DATA

Trace Markers

Marker	Frequency (GHz)	Meter Reading (dBuV)	Det	3117(0020959)	@GHz_HF(dB)	DC Corr (dB)	Corrected Reading (dBuV/m)	Avg Limit (dBuV/m)	Margin (dB)	Peak Limit (dBuV/m)	Margin (dB)	Limit Non-Restricted (dBuV/m)	Margin (dB)	Azimuth (Degs)	Height (cm)	Polarity	
1	* 7.679	30.41	PK		35.6	-23.3	0	42.71	-	-	74	-31.29	-	-	0-360	250	H
3	10.58	23.48	PK		37.7	-19.3	0	41.88	-	-	-	68.2	-26.32	0-360	250	H	
5	* 15.871	24.71	PK		40.9	-18.5	0	47.11	-	-	74	-26.89	-	0-360	150	H	
2	* 7.679	28.13	PK		35.6	-23.3	0	40.43	-	-	74	-33.57	-	0-360	250	V	
4	10.58	23.17	PK		37.7	-19.3	0	41.57	-	-	-	68.2	-26.63	0-360	250	V	
6	* 15.871	23.97	PK		40.9	-18.5	0	46.37	-	-	74	-27.63	-	0-360	250	V	

* - indicates frequency in CFR47 Pt 15 / IC RSS-Restricted Band
 PK – Peak Detector

Radiated Emissions

Frequency (GHz)	Meter Reading (dBuV)	Det	3117(0020959)	@GHz_HF(dB)	DC Corr (dB)	Corrected Reading (dBuV/m)	Avg Limit (dBuV/m)	Margin (dB)	Peak Limit (dBuV/m)	Margin (dB)	Limit Non-Restricted (dBuV/m)	Margin (dB)	Azimuth (Degs)	Height (cm)	Polarity	
* 7.68	33.14	PK-U		35.6	-23.3	0	45.44	-	-	74	-28.56	-	-	111	235	H
* 7.68	27.28	ADR		35.6	-23.3	53	40.11	54	-13.89	-	-	-	-	111	235	H

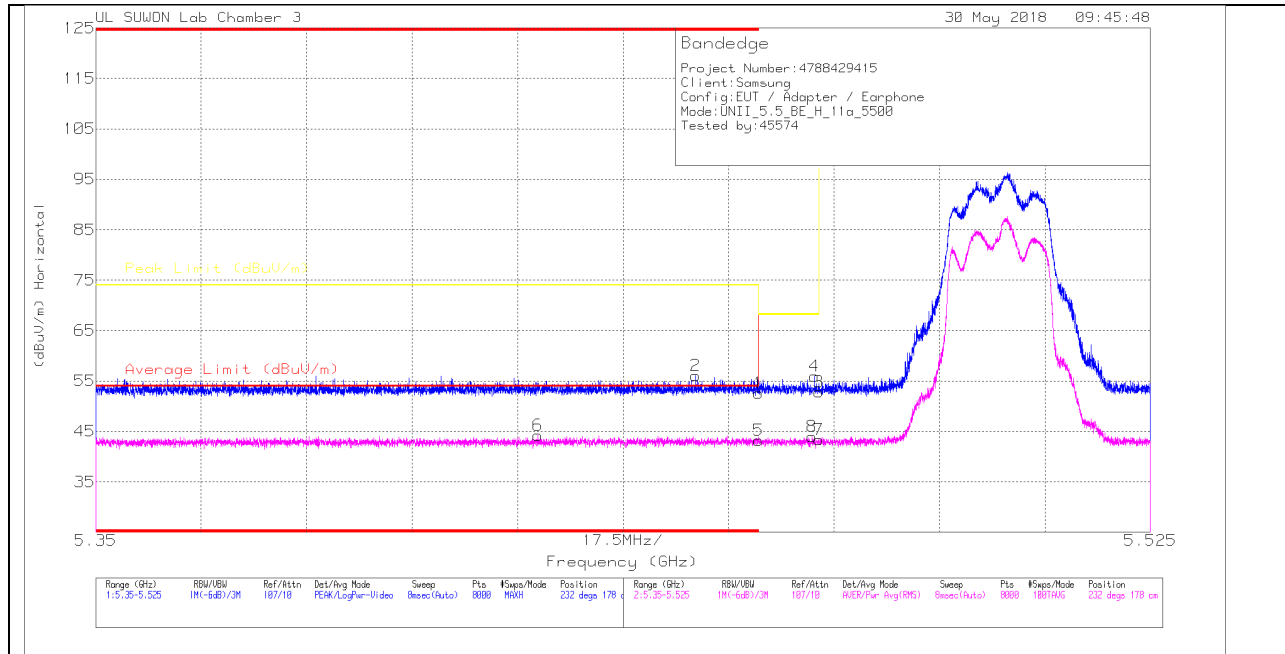
* - indicates frequency in CFR47 Pt 15 / IC RSS-Restricted Band
 PK-U - U-NII: Maximum Peak
 ADR - U-NII AD primary method, RMS average

11.3. 5.5-5.6 GHz

11.3.1. TX ABOVE 1 GHz 802.11a 2Tx CDD MODE IN THE 5.5 GHz BAND

RESTRICTED BANDEDGE (LOW CHANNEL)

HORIZONTAL PEAK AND AVERAGE PLOT



HORIZONTAL DATA

Trace Markers

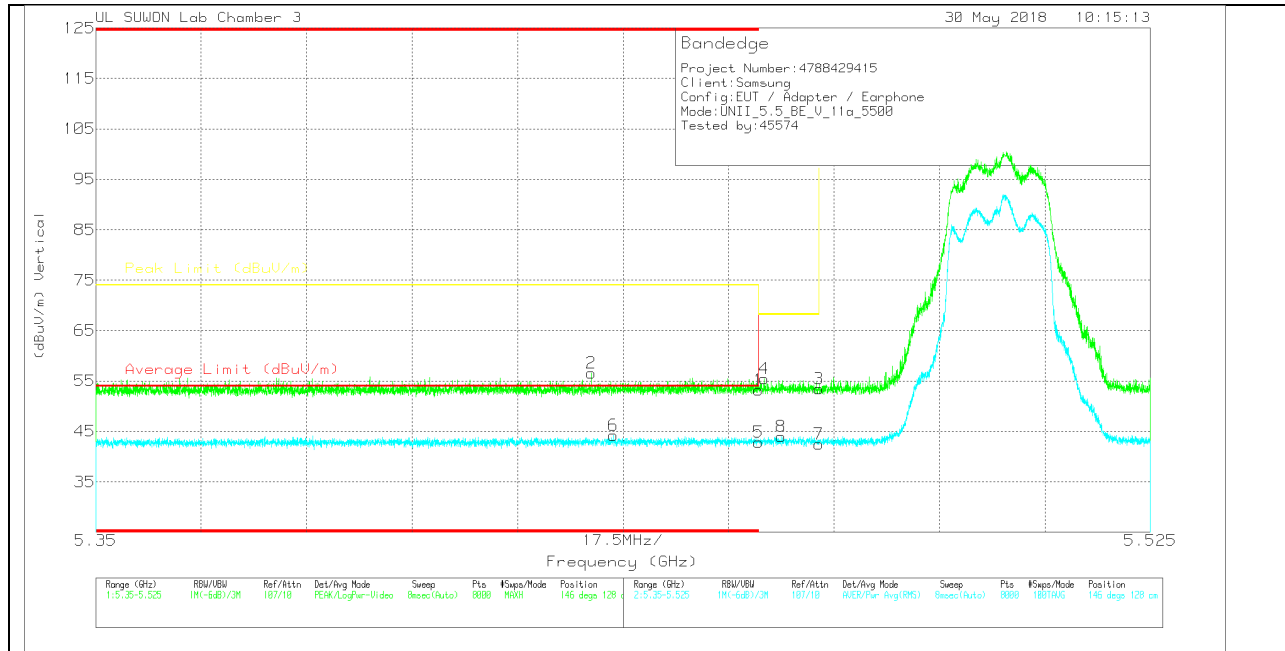
Marker	Frequency (GHz)	Meter Reading (dBuV)	Det	3117(00205959)	10dB_ATT[db]	DC Corr (dB)	Corrected Reading (dBuV/m)	Average Limit (dBuV/m)	Margin (dB)	Peak Limit (dBuV/m)	PK Margin (dB)	Azimuth (Degs)	Height (cm)	Polarity
1	* 5.46	36.68	Pk	34.3	-18.4	0	52.58	-	-	74	-21.42	232	178	H
2	* 5.45	40.16	Pk	34.3	-18.4	0	56.06	-	-	74	-17.94	232	178	H
3	5.47	36.97	Pk	34.3	-18.4	0	52.87	-	-	68.2	-15.33	232	178	H
4	5.469	40.01	Pk	34.3	-18.4	0	55.91	-	-	68.2	-12.29	232	178	H
5	* 5.46	27.65	RMS	34.3	-18.8	.12	43.27	54	-10.73	-	-	232	178	H
6	* 5.423	28.76	RMS	34.3	-18.9	.12	44.28	54	-9.72	-	-	232	178	H

* - indicates frequency in CFR47 Pt 15 / IC RSS-Restricted Band

Pk - Peak detector

RMS - RMS detection

VERTICAL PEAK AND AVERAGE PLOT



VERTICAL DATA

Trace Markers

Marker	Frequency (GHz)	Meter Reading (dBuV)	Det	3117(00205959)	10dB_ATT(dB)	DC Corr (dB)	Corrected Reading (dBuV/m)	Average Limit (dBuV/m)	Margin (dB)	Peak Limit (dBuV/m)	PK Margin (dB)	Azimuth (Degs)	Height (cm)	Polarity
1	* 5.46	37.29	Pk	34.3	-18.4	0	53.19	-	-	74	-20.81	146	128	V
2	* 5.432	40.63	Pk	34.3	-18.4	0	56.53	-	-	74	-17.47	146	128	V
3	5.47	37.55	Pk	34.3	-18.4	0	53.45	-	-	68.2	-14.75	146	128	V
4	5.461	39.53	Pk	34.3	-18.4	0	55.43	-	-	68.2	-12.77	146	128	V
5	* 5.46	27.25	RMS	34.3	-18.8	.12	42.87	54	-11.13	-	-	146	128	V
6	* 5.436	28.68	RMS	34.3	-18.9	.12	44.2	54	-9.8	-	-	146	128	V

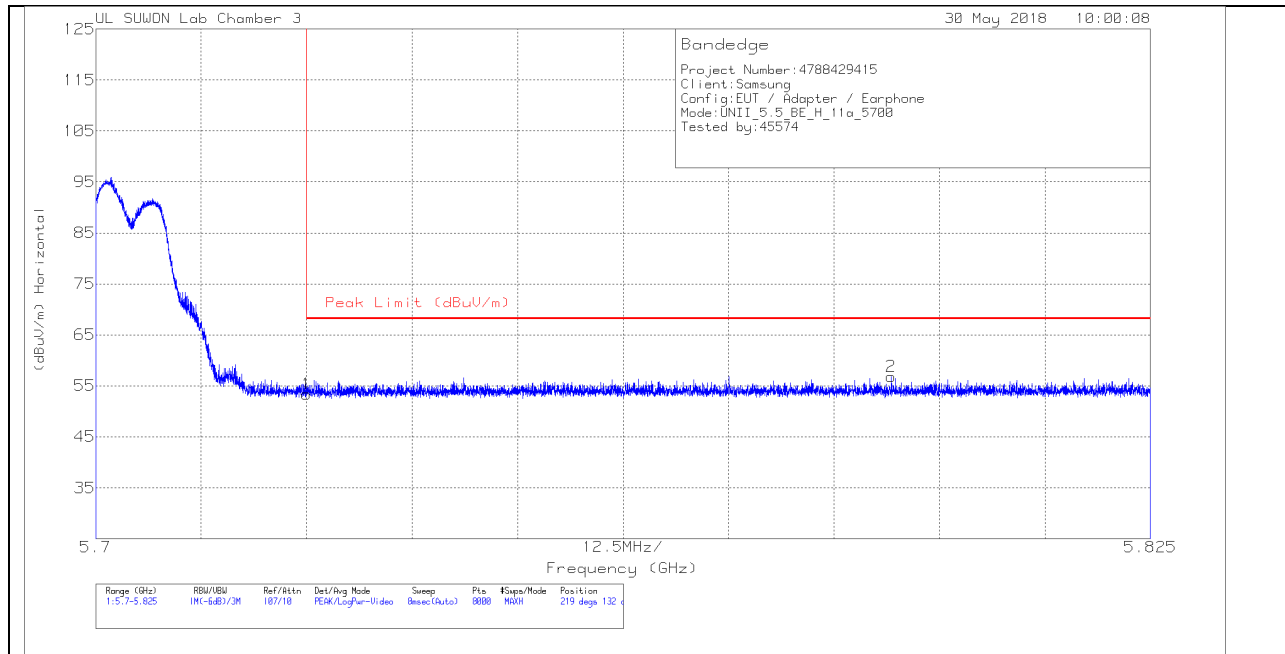
* - indicates frequency in CFR47 Pt 15 / IC RSS-Restricted Band

Pk - Peak detector

RMS - RMS detection

AUTHORIZED BANDEDGE (HIGH CHANNEL)

HORIZONTAL PEAK AND AVERAGE PLOT



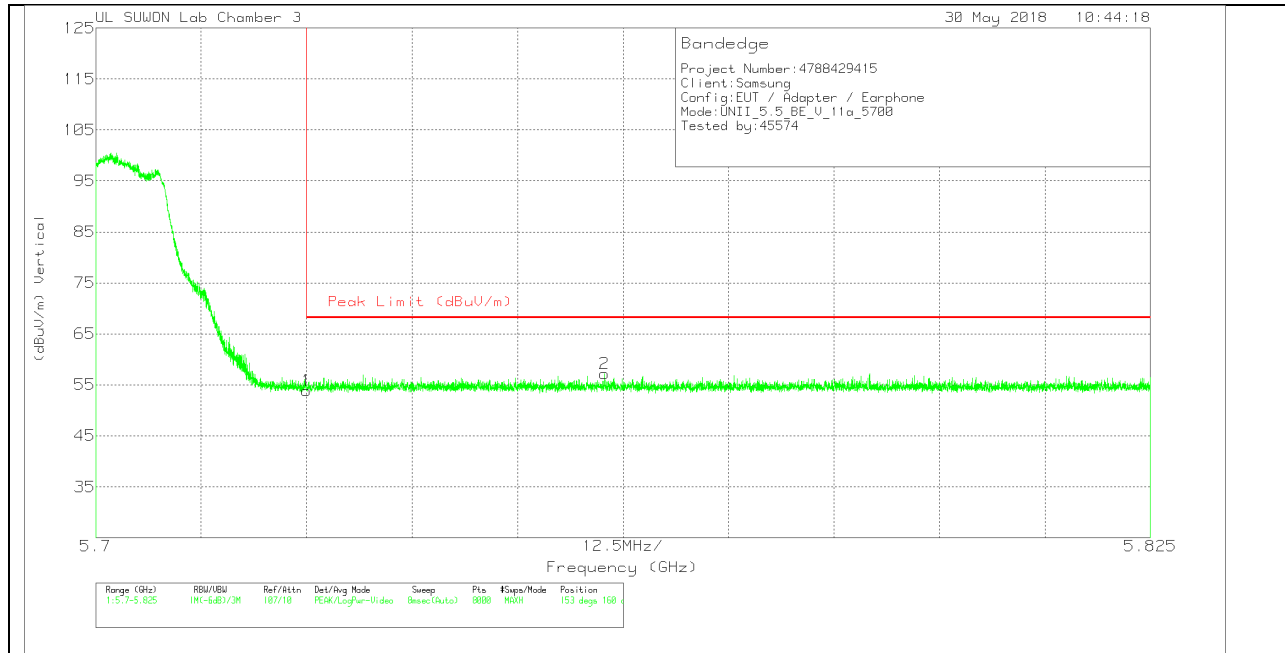
HORIZONTAL DATA

Trace Markers

Marker	Frequency (GHz)	Meter Reading (dBuV)	Det	3117[00205959]	10dB_ATT[dB]	Corrected Reading (dBuV/m)	Peak Limit (dBuV/m)	PK Margin (dB)	Azimuth (Degs)	Height (cm)	Polarity
1	5.725	36.61	Pk	34.7	-17.9	53.41	68.2	-14.79	219	132	H
2	5.794	39.71	Pk	34.8	-17.7	56.81	68.2	-11.39	219	132	H

Pk - Peak detector

VERTICAL PEAK AND AVERAGE PLOT



VERTICAL DATA

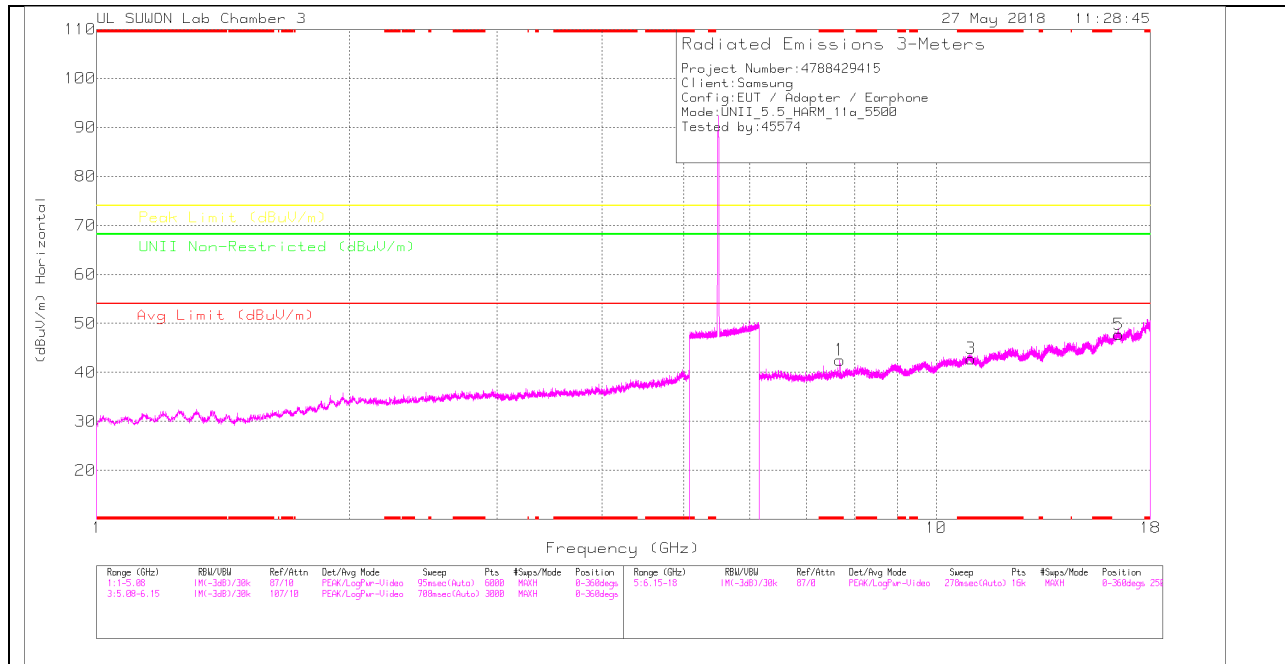
Trace Markers

Marker	Frequency (GHz)	Meter Reading (dBuV)	Det	3117[00205959]	10dB_ATT[dB]	Corrected Reading (dBuV/m)	Peak Limit (dBuV/m)	PK Margin (dB)	Azimuth (Degs)	Height (cm)	Polarity
1	5.725	37.03	Pk	34.7	-17.9	53.83	68.2	-14.37	153	160	V
2	5.76	40.2	Pk	34.7	-17.7	57.2	68.2	-11	153	160	V

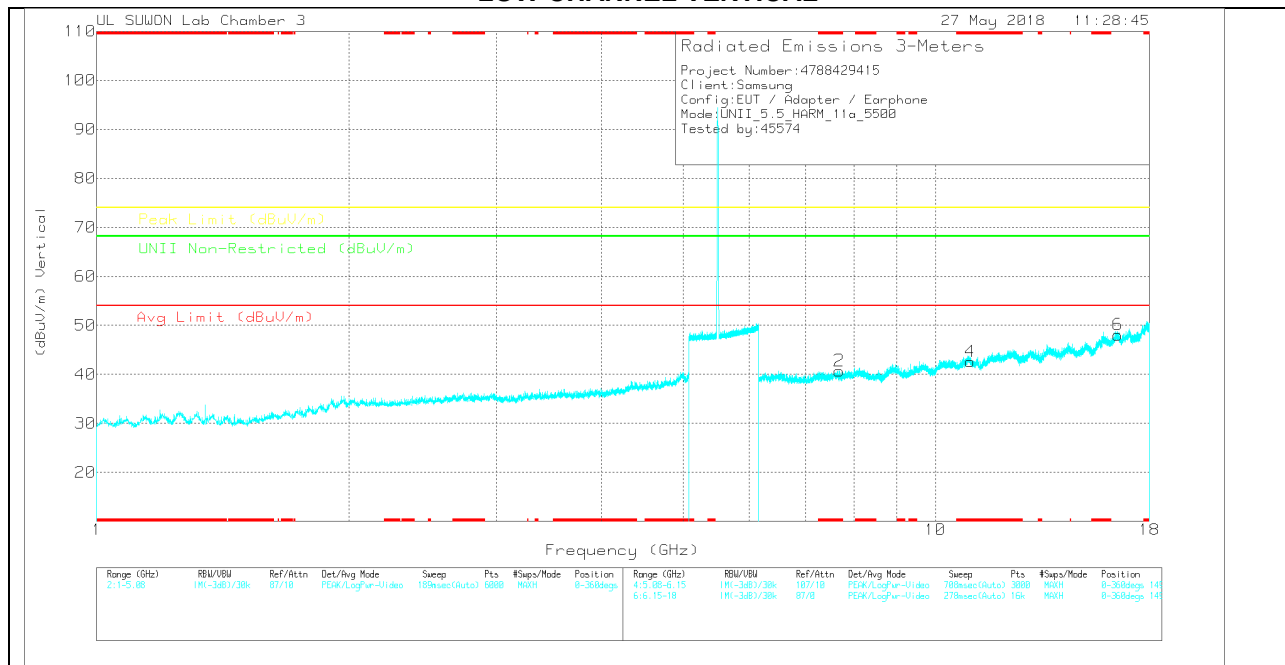
Pk - Peak detector

HARMONICS AND SPURIOUS EMISSIONS

LOW CHANNEL HORIZONTAL



LOW CHANNEL VERTICAL



Note: Emission was scanned up to 40GHz; No emissions were detected above the noise floor which was at least 20dB below the specification limit.

LOW CHANNEL DATA

Trace Markers

Marker	Frequency (GHz)	Meter Reading (dBuV)	Det	3117(00205959)	6GHz_HF(dB)	DC Corr (dB)	Corrected Reading (dBuV/m)	Avg Limit (dBuV/m)	Margin (dB)	Peak Limit (dBuV/m)	Margin (dB)	UNI Non-Restricted (dBuV/m)	Margin (dB)	Azimuth (Degs)	Height (cm)	Polarity
1	* 7.679	30.24	PK	35.6	-23.3	0	42.54	-	-	74	-31.46	-	-	0-360	250	H
3	* 11.001	24.5	PK	37.8	-19.5	0	42.8	-	-	74	-31.2	-	-	0-360	250	H
5	16.502	23.73	PK	41.4	-17.4	0	47.73	-	-	-	-	68.2	-20.47	0-360	150	H
2	* 7.68	28.42	PK	35.6	-23.3	0	40.72	-	-	74	-33.28	-	-	0-360	250	V
4	* 11.001	24.32	PK	37.8	-19.5	0	42.62	-	-	74	-31.38	-	-	0-360	250	V
6	16.5	24.07	PK	41.4	-17.4	0	48.07	-	-	-	-	68.2	-20.13	0-360	250	V

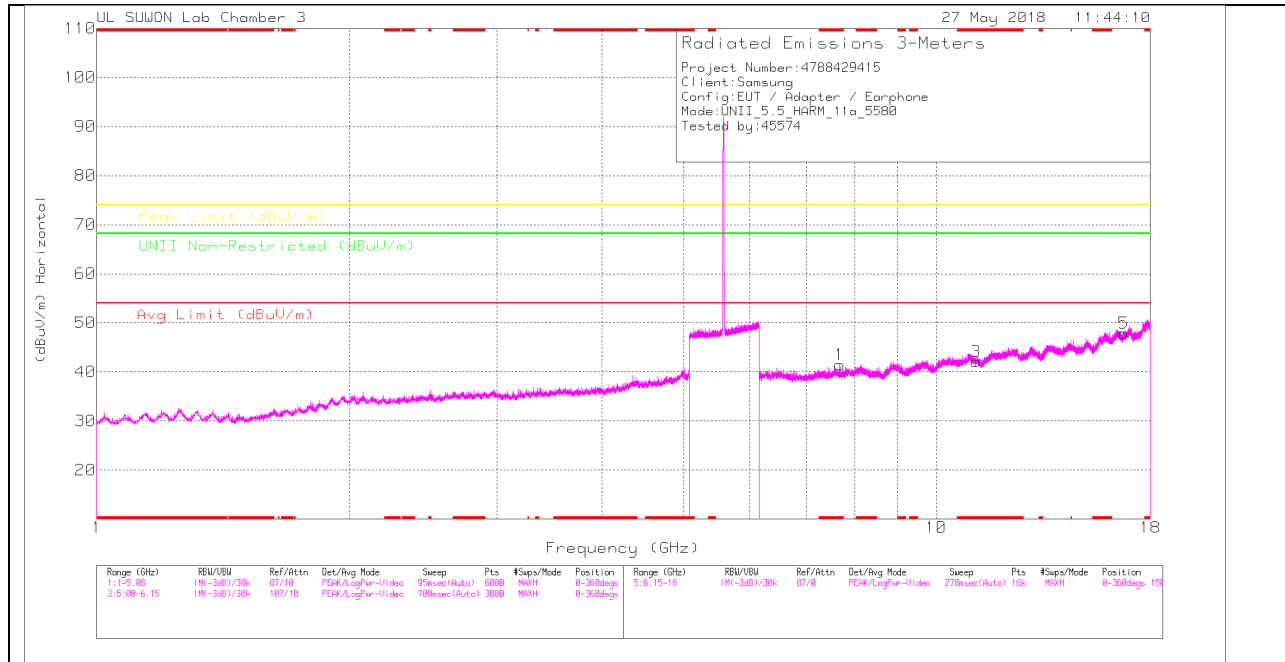
* - indicates frequency in CFR47 Pt 15 / IC RSS-Restricted Band
 PK – Peak Detector

Radiated Emissions

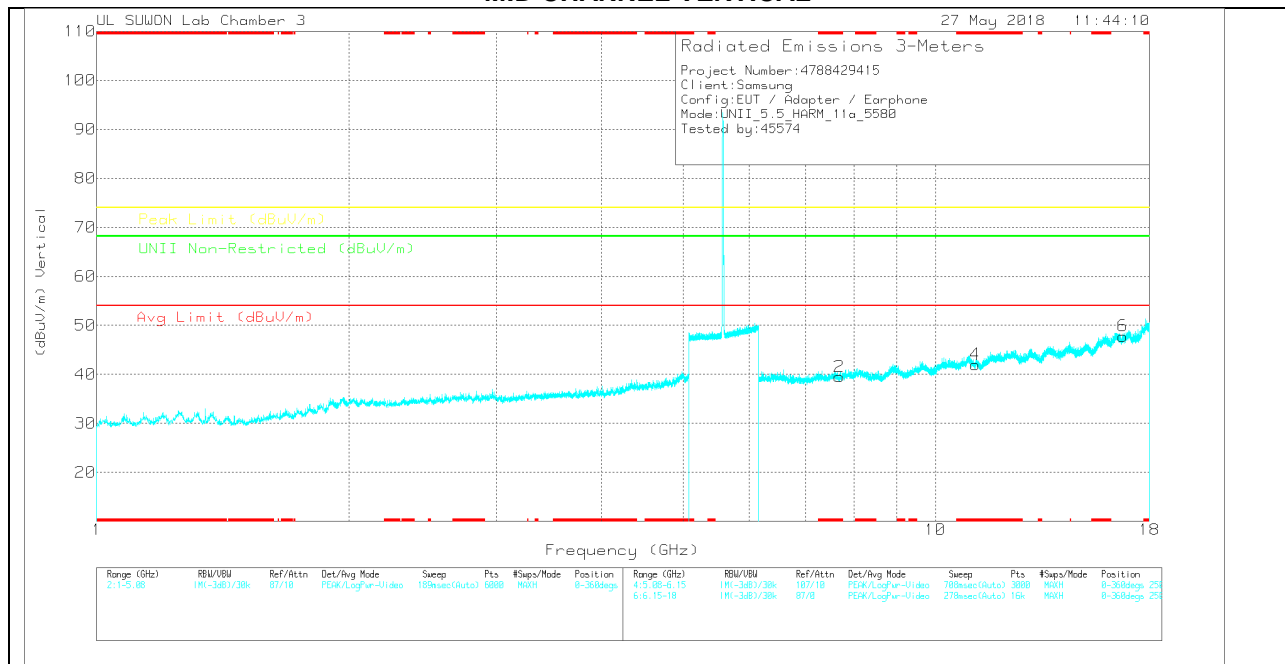
Frequency (GHz)	Meter Reading (dBuV)	Det	3117(00205959)	6GHz_HF(dB)	DC Corr (dB)	Corrected Reading (dBuV/m)	Avg Limit (dBuV/m)	Margin (dB)	Peak Limit (dBuV/m)	Margin (dB)	UNI Non-Restricted (dBuV/m)	Margin (dB)	Azimuth (Degs)	Height (cm)	Polarity
* 7.68	35.94	PK-U	35.6	-23.3	0	48.24	-	-	74	-25.76	-	-	111	235	H
* 7.68	27.32	ADR	35.6	-23.3	0	39.62	54	-14.38	-	-	-	-	111	235	H

* - indicates frequency in CFR47 Pt 15 / IC RSS-Restricted Band
 PK-U - U-NII: Maximum Peak
 ADR - U-NII AD primary method, RMS average

MID CHANNEL HORIZONTAL



MID CHANNEL VERTICAL



Note: Emission was scanned up to 40GHz; No emissions were detected above the noise floor which was at least 20dB below the specification limit.

MID CHANNEL DATA

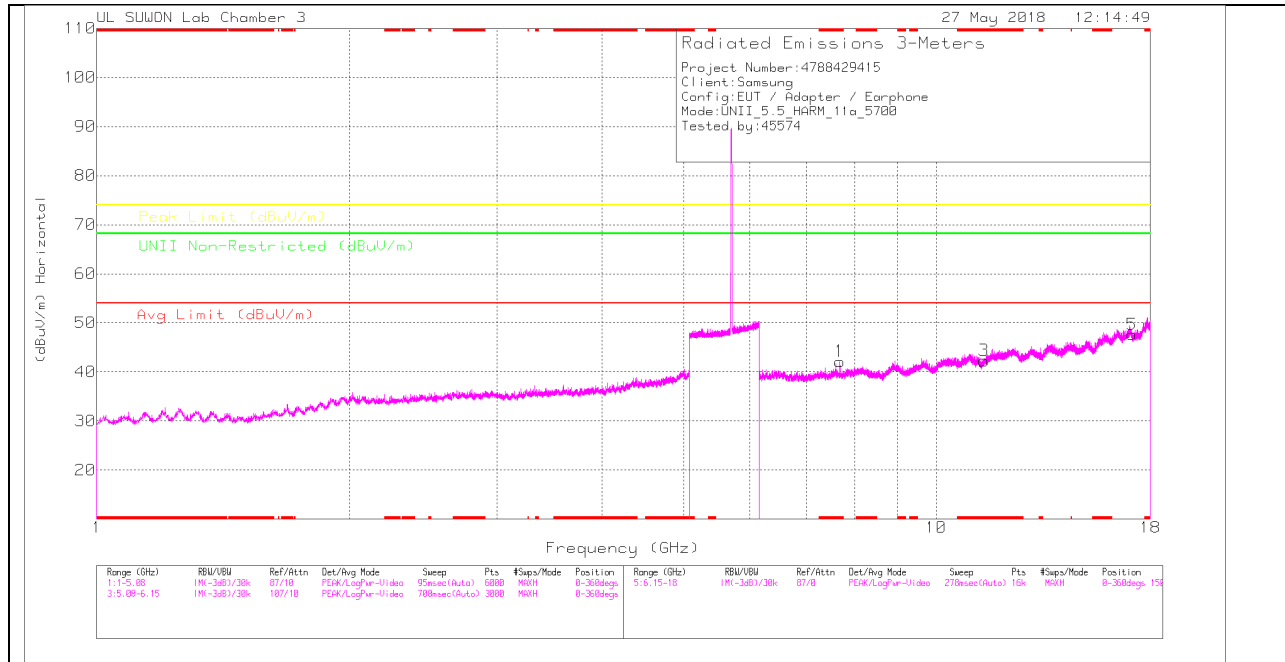
Trace Markers

Marker	Frequency (GHz)	Major Reading (dBuV)	Det	317(0020995)	66Hz_HF(dB)	DC Corr (dB)	Corrected Reading (dBuV/m)	Avg Limit (dBuV/m)	Margin (dB)	Peak Limit (dBuV/m)	Margin (dB)	Limit Non-Restricted (dBuV/m)	Margin (dB)	Altitude (Degs)	Height (cm)	Polarity
1	* 7.679	29.13	PK	35.6	-23.3	0	41.43	-	-	74	-32.57	-	-	0-360	250	H
3	* 11.161	23.92	PK	37.9	-19.7	0	42.12	-	-	74	-31.88	-	-	0-360	150	H
5	16.741	23.24	PK	41.5	-16.9	0	47.84	-	-	-	-	68.2	-20.36	0-360	250	H
2	* 7.681	27.24	PK	35.6	-23.3	0	39.54	-	-	74	-34.46	-	-	0-360	149	V
4	* 11.161	23.81	PK	37.9	-19.7	0	42.01	-	-	74	-31.99	-	-	0-360	149	V
6	16.741	23.21	PK	41.5	-16.9	0	47.81	-	-	-	-	68.2	-20.39	0-360	149	V

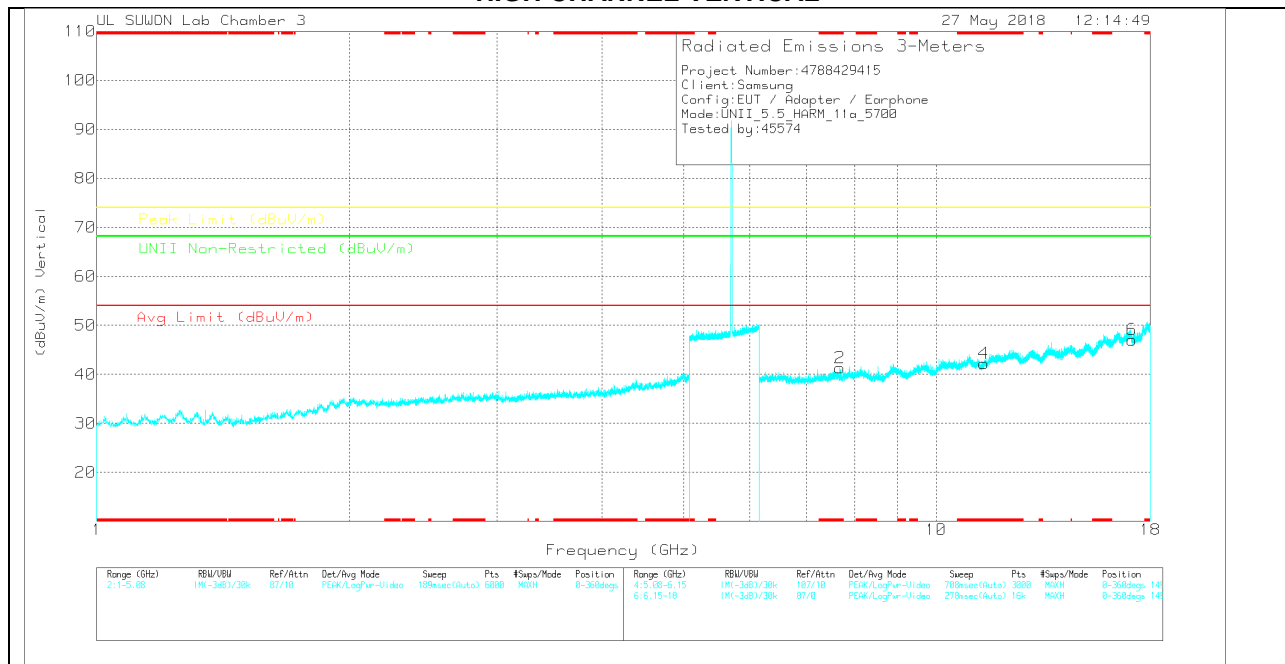
* - indicates frequency in CFR47 Pt 15 / IC RSS-Restricted Band
 PK – Peak Detector

Note: Only peak measurement was performed. Because peak measurement result of unwanted emission is less than average limit (54dBuV/m).

HIGH CHANNEL HORIZONTAL



HIGH CHANNEL VERTICAL



Note: Emission was scanned up to 40GHz; No emissions were detected above the noise floor which was at least 20dB below the specification limit.

HIGH CHANNEL DATA

Trace Markers

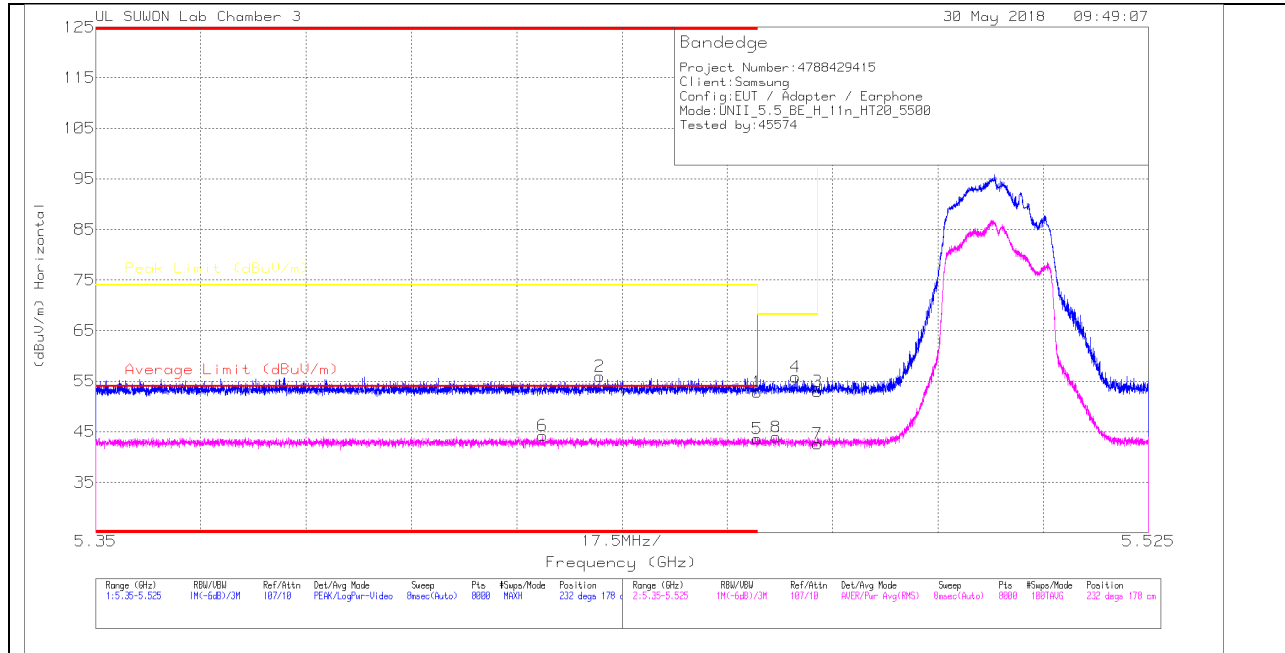
Marker	Frequency (GHz)	Meas Reading (dBuV)	Det	3117(0020999)	6GHz_HF(dB)	DC Corr (dB)	Corrected Reading (dBuV/m)	Avg Limit (dBuV/m)	Margin (dB)	Peak Limit (dBuV/m)	Margin (dB)	Limit Non-Restricted (dBuV/m)	Margin (dB)	Azimuth (Degs)	Height (cm)	Polarity
1	* 7.679	29.85	PK	35.6	-23.3	0	42.15	-	-	74	-31.85	-	-	0-360	250	H
3	* 11.401	24.01	PK	38	-19.7	0	42.31	-	-	74	-31.69	-	-	0-360	150	H
5	17.101	22.62	PK	41	-16	0	47.62	-	-	-	-	68.2	-20.58	0-360	150	H
2	* 7.679	29.03	PK	35.6	-23.3	0	41.33	-	-	74	-32.67	-	-	0-360	250	V
4	* 11.401	23.9	PK	38	-19.7	0	42.2	-	-	74	-31.8	-	-	0-360	250	V
6	17.101	22.05	PK	41	-16	0	47.05	-	-	-	-	68.2	-21.15	0-360	149	V

* - indicates frequency in CFR47 Pt 15 / IC RSS-Restricted Band
 PK – Peak Detector

Note: Only peak measurement was performed. Because peak measurement result of unwanted emission is less than average limit (54dBuV/m).

11.3.2.TX ABOVE 1GHz 802.11n HT20 2Tx CDD MODE IN THE 5.5GHz BAND RESTRICTED BANDEDGE (LOW CHANNEL)

HORIZONTAL PEAK AND AVERAGE PLOT



HORIZONTAL DATA

Trace Markers

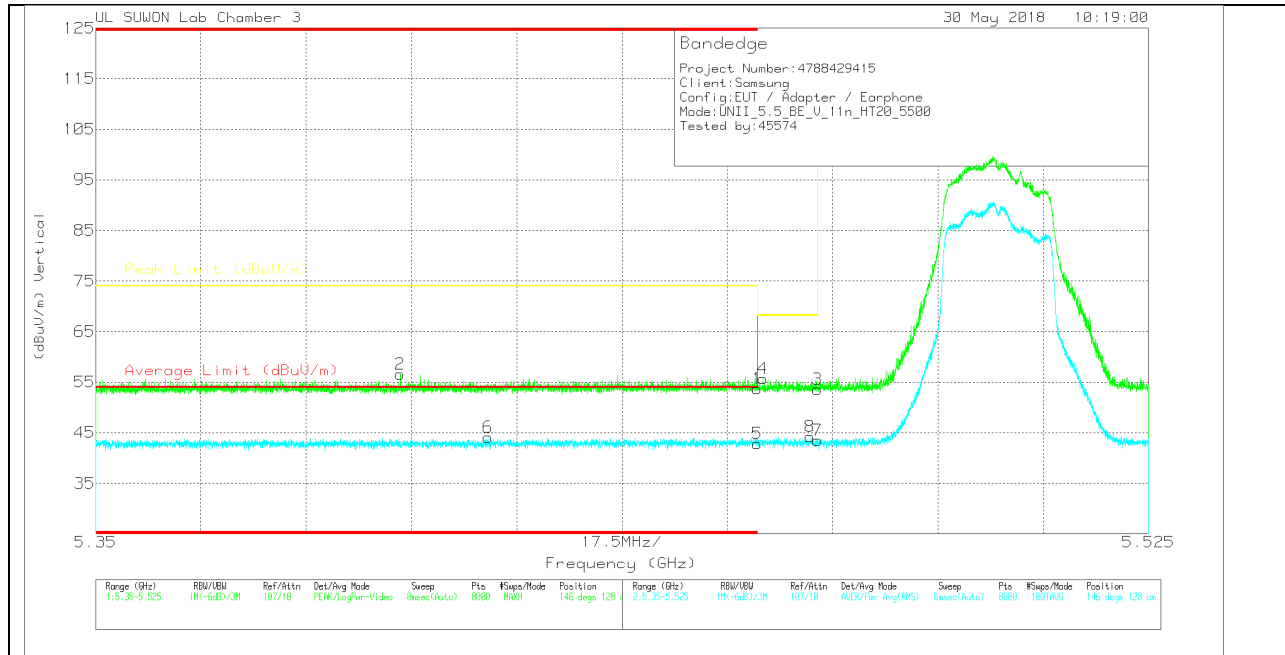
Marker	Frequency (GHz)	Meter Reading (dBuV)	Det	3117(00205959)	10dB_ATT(dB)	DC Corr (dB)	Corrected Reading (dBuV/m)	Average Limit (dBuV/m)	Margin (dB)	Peak Limit (dBuV/m)	PK Margin (dB)	Azimuth (Degs)	Height (cm)	Polarity
1	* 5.46	37	Pk	34.3	-18.4	0	52.9	-	-	74	-21.1	232	178	H
2	* 5.434	40.06	Pk	34.3	-18.4	0	55.96	-	-	74	-18.04	232	178	H
3	5.47	37.01	Pk	34.3	-18.4	0	52.91	-	-	68.2	-15.29	232	178	H
4	5.466	39.93	Pk	34.3	-18.4	0	55.83	-	-	68.2	-12.37	232	178	H
5	* 5.46	27.98	RMS	34.3	-18.8	-14	43.62	54	-10.38	-	-	232	178	H
6	* 5.424	28.64	RMS	34.3	-18.9	-14	44.18	54	-9.82	-	-	232	178	H

* - indicates frequency in CFR47 Pt 15 / IC RSS-Restricted Band

Pk - Peak detector

RMS - RMS detection

VERTICAL PEAK AND AVERAGE PLOT



VERTICAL DATA

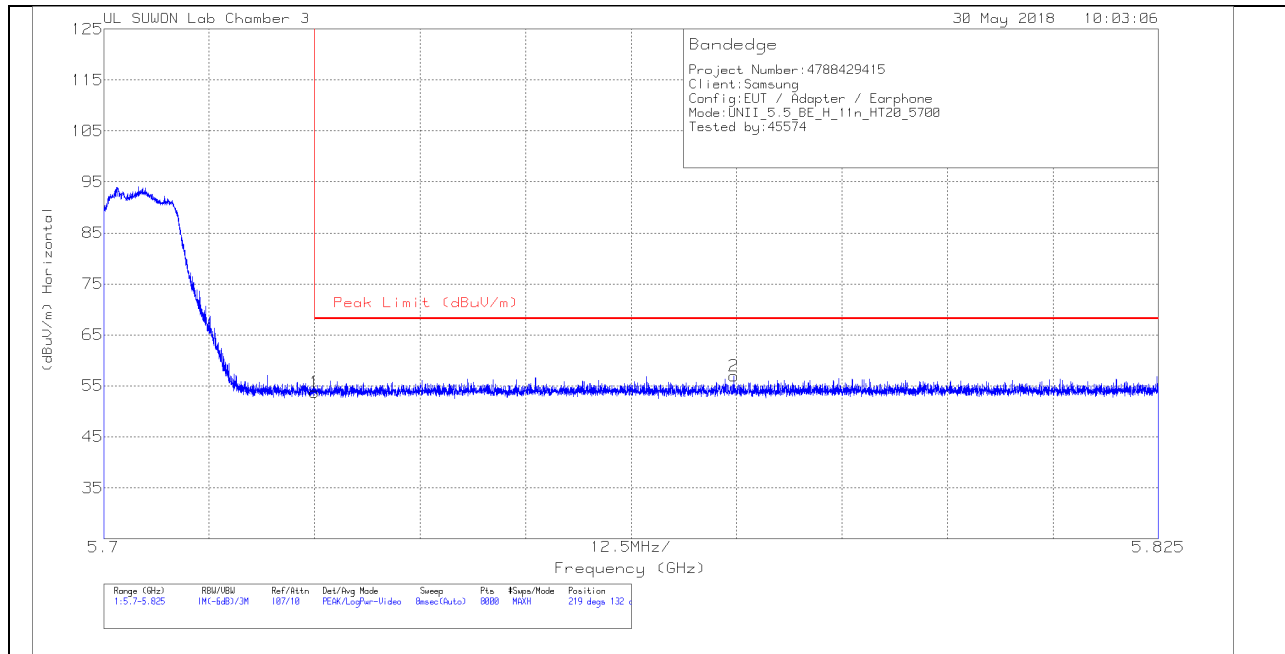
Trace Markers

Marker	Frequency (GHz)	Meter Reading (dBuV)	Det	3117(00205959)	10dB_ATT[dB]	DC Corr (dB)	Corrected Reading (dBuV/m)	Average Limit (dBuV/m)	Margin (dB)	Peak Limit (dBuV/m)	PK Margin (dB)	Azimuth (Degs)	Height (cm)	Polarity
1	* 5.46	37.76	Pk	34.3	-18.4	0	53.66	-	-	74	-20.34	146	128	V
2	* 5.401	40.73	Pk	34.3	-18.5	0	56.53	-	-	74	-17.47	146	128	V
3	5.47	37.64	Pk	34.3	-18.4	0	53.54	-	-	68.2	-14.66	146	128	V
4	5.461	39.78	Pk	34.3	-18.4	0	55.68	-	-	68.2	-12.52	146	128	V
5	* 5.46	27.18	RMS	34.3	-18.8	.14	42.82	54	-11.18	-	-	146	128	V
6	* 5.415	28.59	RMS	34.3	-18.9	.14	44.13	54	-9.87	-	-	146	128	V

* - indicates frequency in CFR47 Pt 15 / IC RSS-Restricted Band
 Pk - Peak detector
 RMS - RMS detection

AUTHORIZED BANDEDGE (HIGH CHANNEL)

HORIZONTAL PEAK AND AVERAGE PLOT



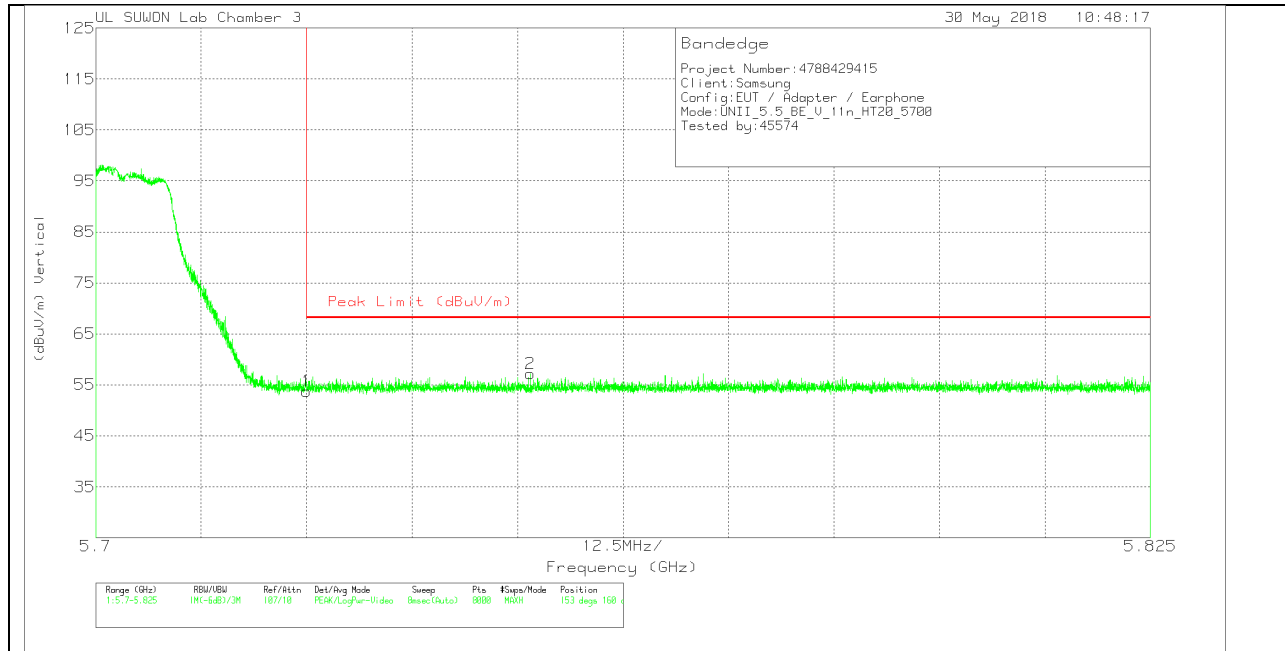
HORIZONTAL DATA

Trace Markers

Marker	Frequency (GHz)	Meter Reading (dBuV)	Det	3117[00205959]	10dB_ATT[dB]	Corrected Reading (dBuV/m)	Peak Limit (dBuV/m)	PK Margin (dB)	Azimuth (Degs)	Height (cm)	Polarity
1	5.725	36.89	Pk	34.7	-17.9	53.69	68.2	-14.51	219	132	H
2	5.775	39.93	Pk	34.7	-17.7	56.93	68.2	-11.27	219	132	H

Pk - Peak detector

VERTICAL PEAK AND AVERAGE PLOT



VERTICAL DATA

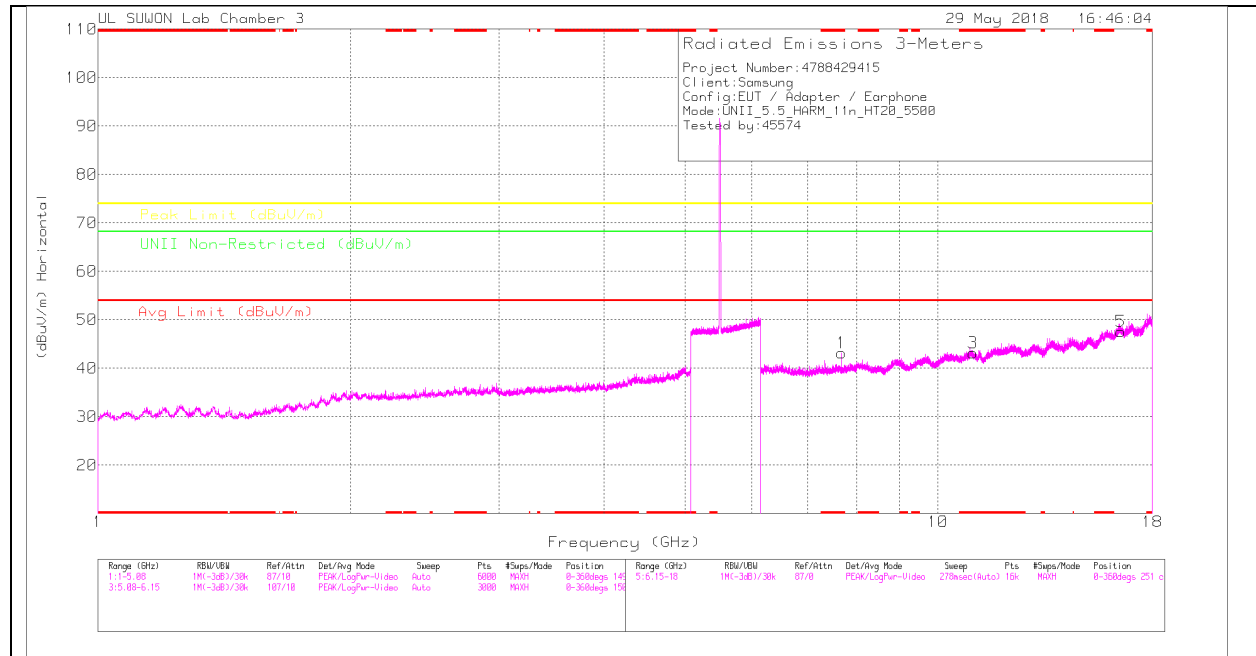
Trace Markers

Marker	Frequency (GHz)	Meter Reading (dBuV)	Det	3117[00205959]	10dB_ATT[dB]	Corrected Reading (dBuV/m)	Peak Limit (dBuV/m)	PK Margin (dB)	Azimuth (Degs)	Height (cm)	Polarity
1	5.725	36.95	Pk	34.7	-17.9	53.75	68.2	-14.45	153	160	V
2	5.752	40.3	Pk	34.7	-17.8	57.2	68.2	-11	153	160	V

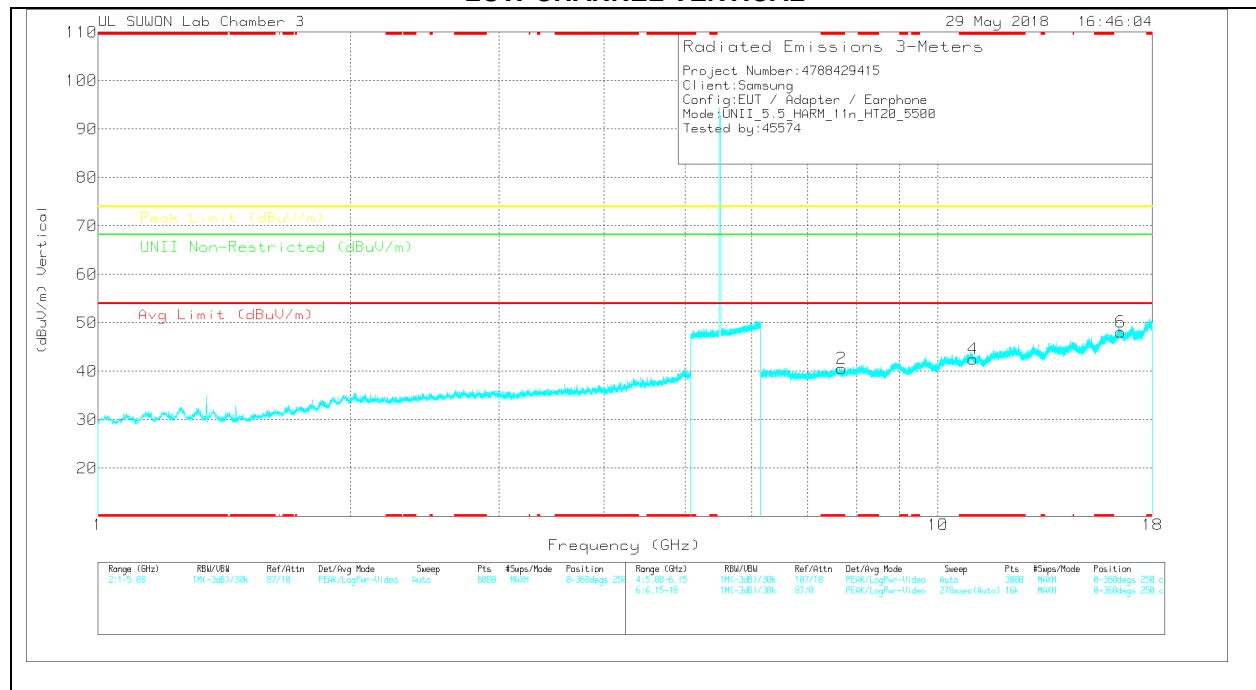
Pk - Peak detector

HARMONICS AND SPURIOUS EMISSIONS

LOW CHANNEL HORIZONTAL



LOW CHANNEL VERTICAL



Note: Emission was scanned up to 40GHz; No emissions were detected above the noise floor which was at least 20dB below the specification limit.

LOW CHANNEL DATA

Trace Markers

Marker	Frequency (GHz)	Meter Reading (dBuV)	Det	3117(0020959)	@GHz_HF(dB)	DC Corr (dB)	Corrected Reading (dBuV/m)	Avg Limit (dBuV/m)	Margin (dB)	Peak Limit (dBuV/m)	Margin (dB)	Limit Non-Restricted (dBuV/m)	Margin (dB)	Azimuth (Degs)	Height (cm)	Polarity	
1	* 7.679	30.91	PK		35.6	-23.3	0	43.21	-	-	74	-30.79	-	-	0-360	251	H
3	* 11.001	24.85	PK		37.8	-19.5	0	43.15	-	-	74	-30.85	-	-	0-360	150	H
5	16.501	23.62	PK		41.4	-17.4	0	47.62	-	-	-	-	68.2	-20.58	0-360	150	H
2	* 7.679	28.24	PK		35.6	-23.3	0	40.54	-	-	74	-33.46	-	-	0-360	149	V
4	* 11.001	24.23	PK		37.8	-19.5	0	42.53	-	-	74	-31.47	-	-	0-360	149	V
6	16.501	24.12	PK		41.4	-17.4	0	48.12	-	-	-	-	68.2	-20.08	0-360	250	V

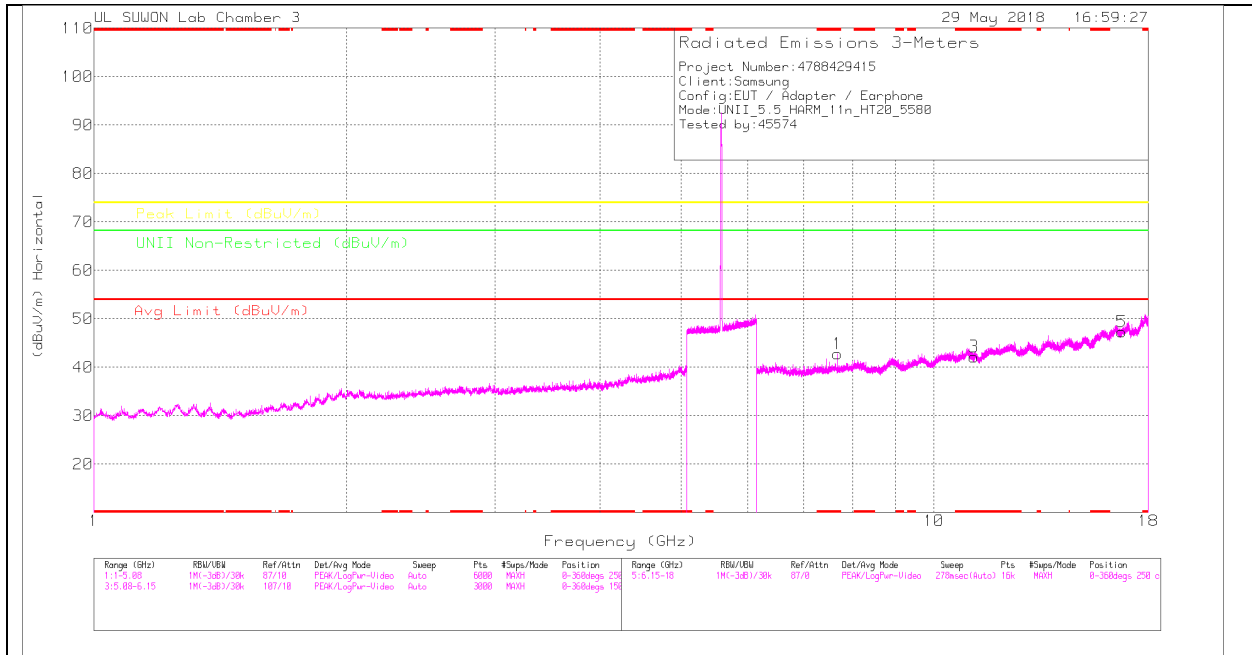
* - indicates frequency in CFR47 Pt 15 / IC RSS-Restricted Band
 PK – Peak Detector

Radiated Emissions

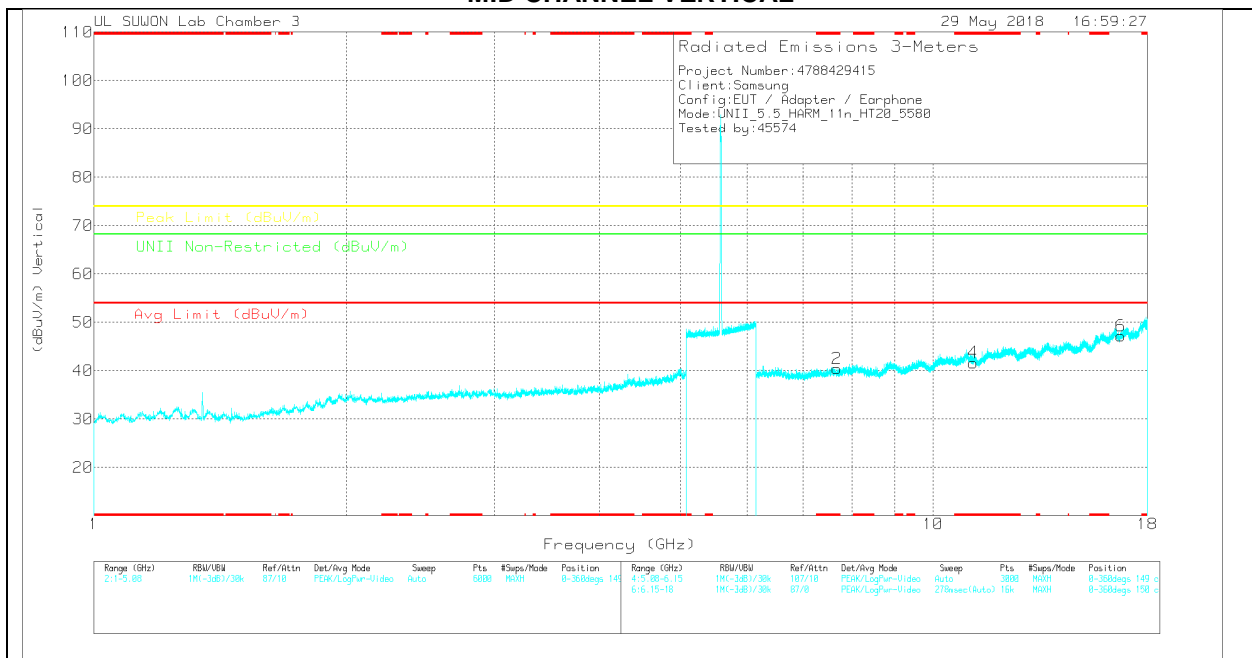
Frequency (GHz)	Meter Reading (dBuV)	Det	3117(0020959)	@GHz_HF(dB)	DC Corr (dB)	Corrected Reading (dBuV/m)	Avg Limit (dBuV/m)	Margin (dB)	Peak Limit (dBuV/m)	Margin (dB)	Limit Non-Restricted (dBuV/m)	Margin (dB)	Azimuth (Degs)	Height (cm)	Polarity	
* 7.681	34.09	PK-U		35.6	-23.3	0	46.39	-	-	74	-27.61	-	-	111	235	H
* 7.68	27.37	ADR		35.6	-23.3	.14	39.81	54	-14.19	-	-	-	-	111	235	H

* - indicates frequency in CFR47 Pt 15 / IC RSS-Restricted Band
 PK-U - U-NII: Maximum Peak
 ADR - U-NII AD primary method, RMS average

MID CHANNEL HORIZONTAL



MID CHANNEL VERTICAL



Note: Emission was scanned up to 40GHz; No emissions were detected above the noise floor which was at least 20dB below the specification limit.

MID CHANNEL DATA

Trace Markers

Marker	Frequency (GHz)	Meter Reading (dBuV)	Det	3117(00205959)	6GHz_HF(dB)	DC Corr (dB)	Corrected Reading (dBuV/m)	Avg Limit (dBuV/m)	Margin (dB)	Peak Limit (dBuV/m)	Margin (dB)	U-NII Non-Restricted (dBuV/m)	Margin (dB)	Azimuth (Degs)	Height (cm)	Polarity
1	* 7.679	30.47	PK	35.6	-23.3	0	42.77	-	-	74	-31.23	-	-	0-360	250	H
3	* 11.161	23.99	PK	37.9	-19.7	0	42.19	-	-	74	-31.81	-	-	0-360	250	H
5	16.742	22.75	PK	41.5	-16.9	0	47.35	-	-	-	-	68.2	-20.85	0-360	250	H
2	* 7.68	28.11	PK	35.6	-23.3	0	40.41	-	-	74	-33.59	-	-	0-360	150	V
4	* 11.161	23.47	PK	37.9	-19.7	0	41.67	-	-	74	-32.33	-	-	0-360	251	V
6	16.742	22.55	PK	41.5	-16.9	0	47.15	-	-	-	-	68.2	-21.05	0-360	251	V

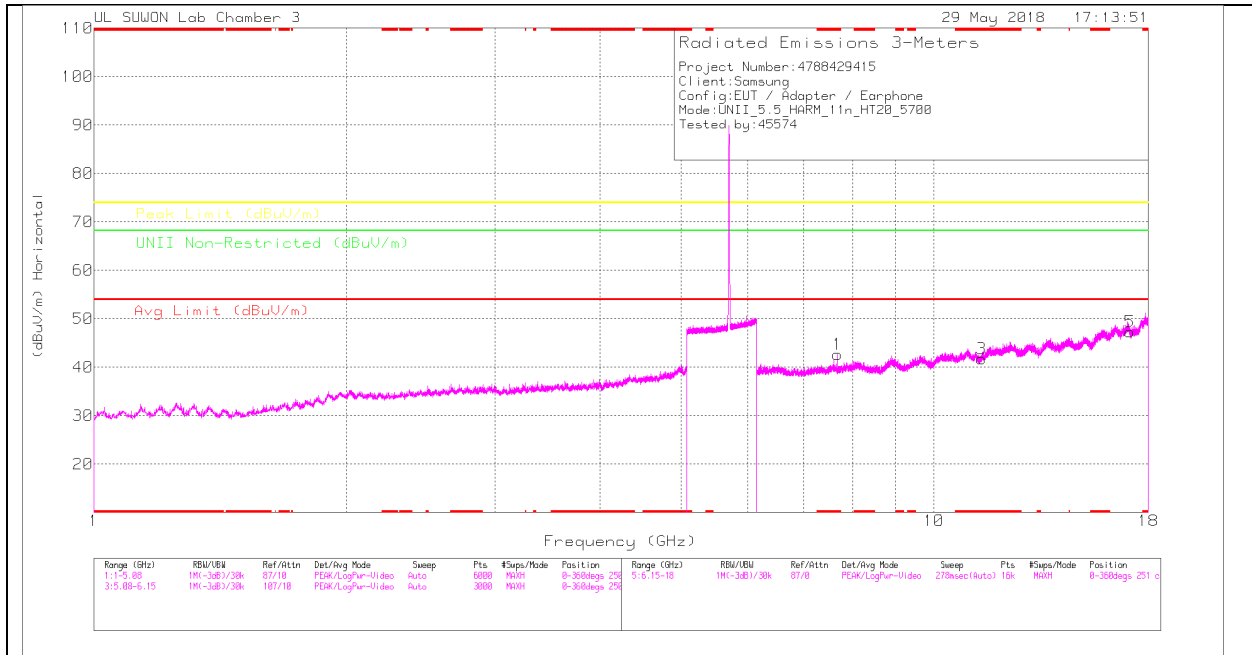
* - indicates frequency in CFR47 Pt 15 / IC RSS-Restricted Band
 PK – Peak Detector

Radiated Emissions

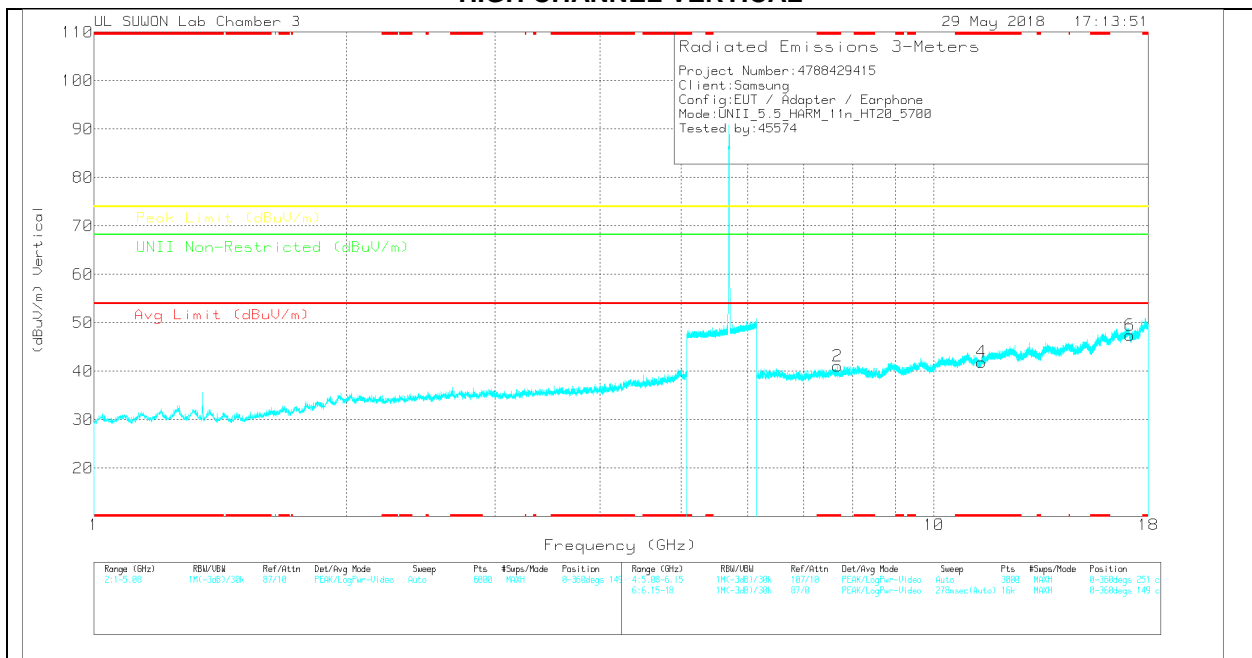
Frequency (GHz)	Meter Reading (dBuV)	Det	3117(00205959)	6GHz_HF(dB)	DC Corr (dB)	Corrected Reading (dBuV/m)	Avg Limit (dBuV/m)	Margin (dB)	Peak Limit (dBuV/m)	Margin (dB)	U-NII Non-Restricted (dBuV/m)	Margin (dB)	Azimuth (Degs)	Height (cm)	Polarity
* 7.68	34.26	PK-U	35.6	-23.3	0	46.56	-	-	74	-27.44	-	-	111	235	H
* 7.68	27.2	ADR	35.6	-23.3	.14	39.64	54	-14.36	-	-	-	-	111	235	H

* - indicates frequency in CFR47 Pt 15 / IC RSS-Restricted Band
 PK-U - U-NII: Maximum Peak
 ADR - U-NII AD primary method, RMS average

HIGH CHANNEL HORIZONTAL



HIGH CHANNEL VERTICAL



Note: Emission was scanned up to 40GHz; No emissions were detected above the noise floor which was at least 20dB below the specification limit.

HIGH CHANNEL DATA

Trace Markers

Marker	Frequency (GHz)	Meter Reading (dBuV)	Det	3117(0020959)	@GHz_HF(dB)	DC Corr (dB)	Corrected Reading (dBuV/m)	Avg Limit (dBuV/m)	Margin (dB)	Peak Limit (dBuV/m)	Margin (dB)	Limit Non-Restricted (dBuV/m)	Margin (dB)	Azimuth (Degs)	Height (cm)	Polarity
1	* 7.679	30.36	PK	35.6	-23.3	0	42.66	-	-	74	-31.34	-	-	0-360	251	H
3	* 11.401	23.48	PK	38	-19.7	0	41.78	-	-	74	-32.22	-	-	0-360	150	H
5	17.101	22.38	PK	41	-16	0	47.38	-	-	-	-	68.2	-20.82	0-360	150	H
2	* 7.679	28.74	PK	35.6	-23.3	0	41.04	-	-	74	-32.96	-	-	0-360	149	V
4	* 11.401	23.63	PK	38	-19.7	0	41.93	-	-	74	-32.07	-	-	0-360	250	V
6	17.102	22.47	PK	41	-16	0	47.47	-	-	-	-	68.2	-20.73	0-360	250	V

* - indicates frequency in CFR47 Pt 15 / IC RSS-Restricted Band
 PK – Peak Detector

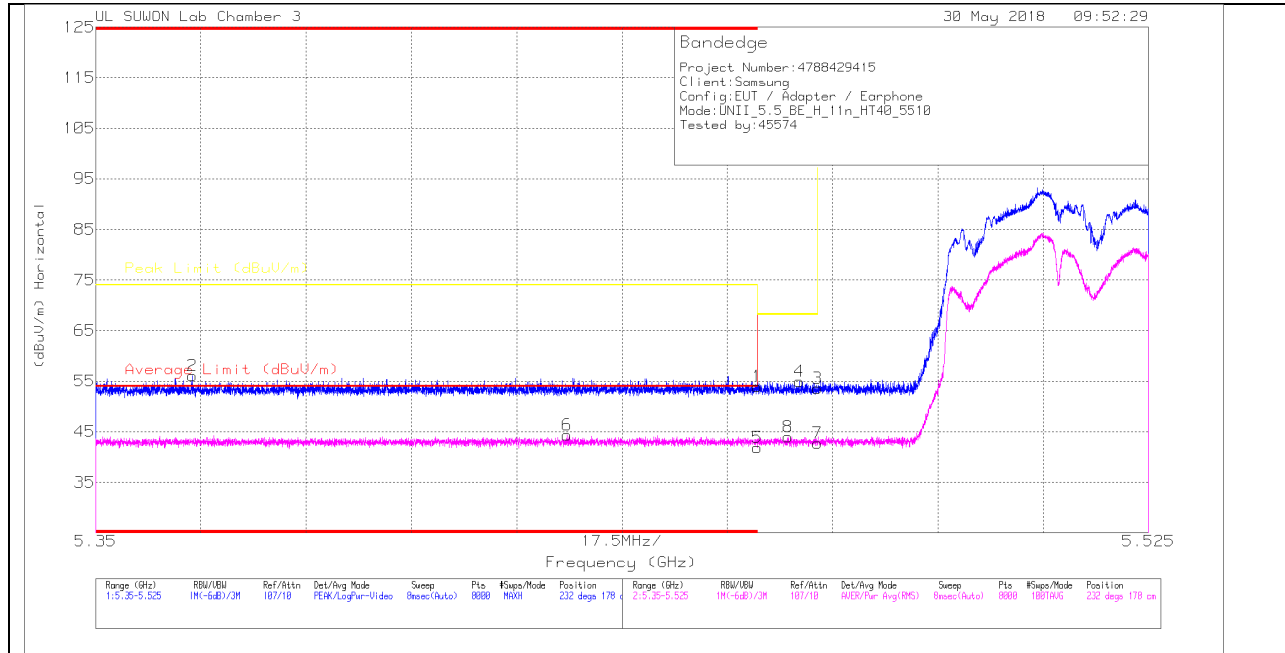
Radiated Emissions

Frequency (GHz)	Meter Reading (dBuV)	Det	3117(0020959)	@GHz_HF(dB)	DC Corr (dB)	Corrected Reading (dBuV/m)	Avg Limit (dBuV/m)	Margin (dB)	Peak Limit (dBuV/m)	Margin (dB)	Limit Non-Restricted (dBuV/m)	Margin (dB)	Azimuth (Degs)	Height (cm)	Polarity
* 7.68	34.25	PK-U	35.6	-23.3	0	46.55	-	-	74	-27.45	-	-	111	235	H
* 7.68	27.14	ADR	35.6	-23.3	.14	39.58	54	-14.42	-	-	-	-	111	235	H

* - indicates frequency in CFR47 Pt 15 / IC RSS-Restricted Band
 PK-U - U-NII: Maximum Peak
 ADR - U-NII AD primary method, RMS average

11.3.3.TX ABOVE 1GHz 802.11n HT40 2Tx CDD MODE IN THE 5.5GHz BAND RESTRICTED BANDEDGE (LOW CHANNEL)

HORIZONTAL PEAK AND AVERAGE PLOT



HORIZONTAL DATA

Trace Markers

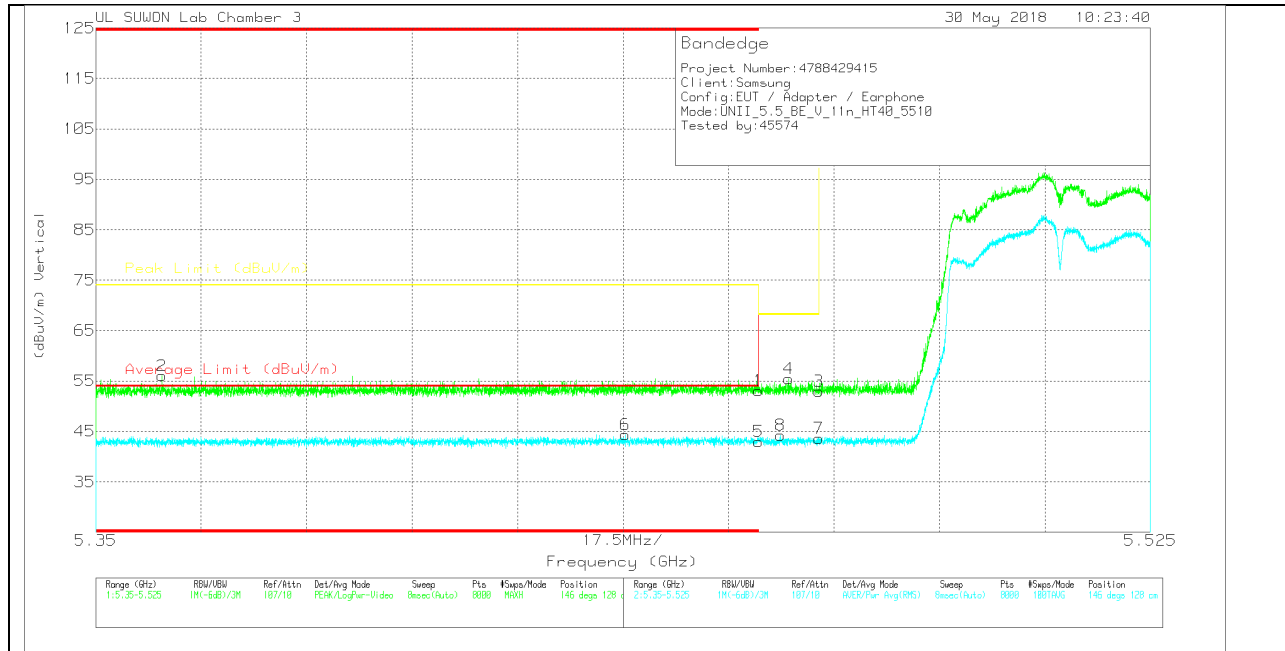
Marker	Frequency (GHz)	Meter Reading (dBuV)	Det	3117(00205959)	10dB_ATT(dB)	DC Corr (dB)	Corrected Reading (dBuV/m)	Average Limit (dBuV/m)	Margin (dB)	Peak Limit (dBuV/m)	PK Margin (dB)	Azimuth (Degs)	Height (cm)	Polarity
1	* 5.46	38.02	Pk	34.3	-18.4	0	53.92	-	-	74	-20.08	232	178	H
2	* 5.366	40.3	Pk	34.4	-18.6	0	56.1	-	-	74	-17.9	232	178	H
3	5.47	37.63	Pk	34.3	-18.4	0	53.53	-	-	68.2	-14.67	232	178	H
4	5.467	39.1	Pk	34.3	-18.4	0	55	-	-	68.2	-13.2	232	178	H
5	* 5.46	26.11	RMS	34.3	-18.8	.24	41.85	54	-12.15	-	-	232	178	H
6	* 5.428	28.69	RMS	34.3	-18.9	.24	44.33	54	-9.67	-	-	232	178	H

* - indicates frequency in CFR47 Pt 15 / IC RSS-Restricted Band

Pk - Peak detector

RMS - RMS detection

VERTICAL PEAK AND AVERAGE PLOT



VERTICAL DATA

Trace Markers

Marker	Frequency (GHz)	Meter Reading (dBuV)	Det	3117(00205959)	10dB_ATT(dB)	DC Corr (dB)	Corrected Reading (dBuV/m)	Average Limit (dBuV/m)	Margin (dB)	Peak Limit (dBuV/m)	PK Margin (dB)	Azimuth (Degs)	Height (cm)	Polarity
1	* 5.46	37.15	Pk	34.3	-18.4	0	53.05	-	-	74	-20.95	146	128	V
2	* 5.361	40.22	Pk	34.4	-18.6	0	56.02	-	-	74	-17.98	146	128	V
3	5.47	37.06	Pk	34.3	-18.4	0	52.96	-	-	68.2	-15.24	146	128	V
4	5.465	39.49	Pk	34.3	-18.3	0	55.49	-	-	68.2	-12.71	146	128	V
5	* 5.46	27.27	RMS	34.3	-18.8	.24	43.01	54	-10.99	-	-	146	128	V
6	* 5.438	28.76	RMS	34.3	-18.9	.24	44.4	54	-9.6	-	-	146	128	V

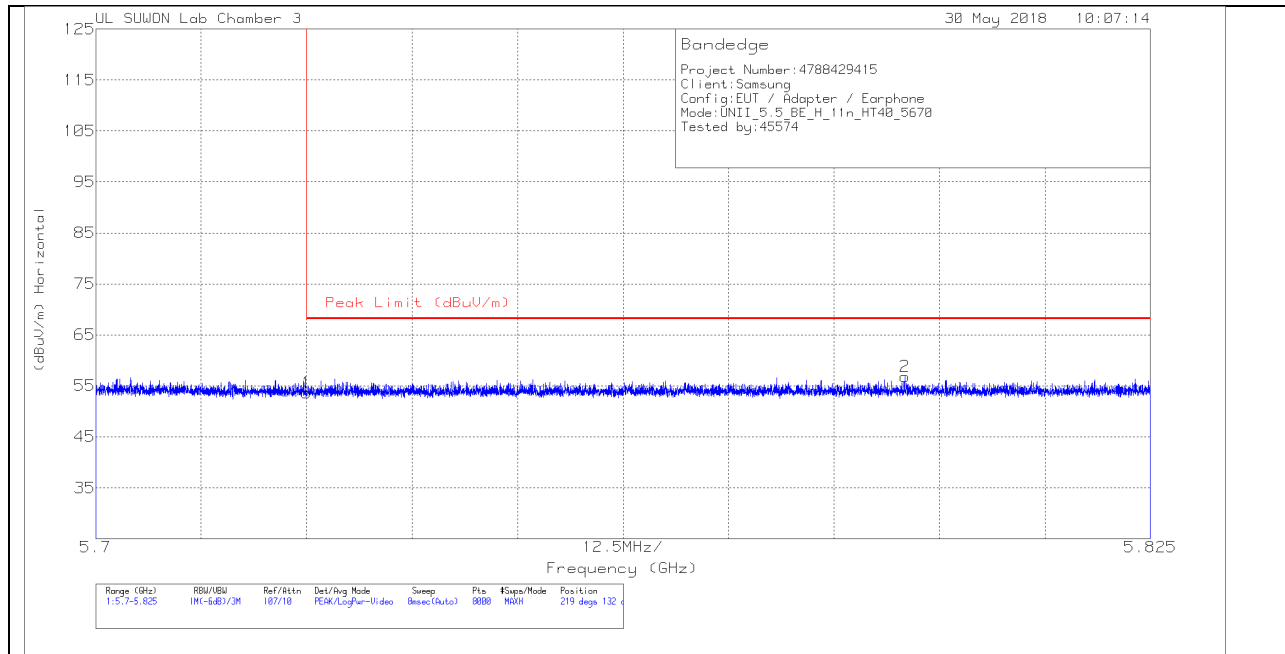
* - indicates frequency in CFR47 Pt 15 / IC RSS-Restricted Band

Pk - Peak detector

RMS - RMS detection

AUTHORIZED BANDEDGE (HIGH CHANNEL)

HORIZONTAL PEAK AND AVERAGE PLOT



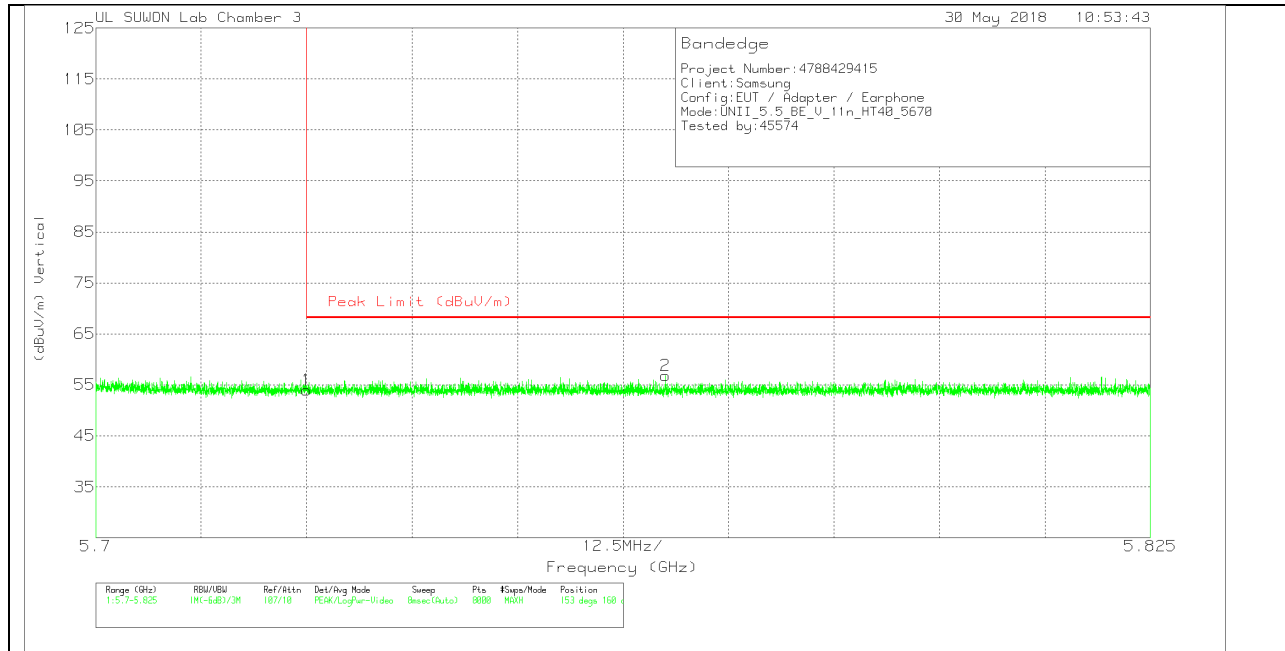
HORIZONTAL DATA

Trace Markers

Marker	Frequency (GHz)	Meter Reading (dBuV)	Det	3117[00205959]	10dB_ATT[dB]	Corrected Reading (dBuV/m)	Peak Limit (dBuV/m)	PK Margin (dB)	Azimuth (Degs)	Height (cm)	Polarity
1	5.725	36.79	Pk	34.7	-17.9	53.59	68.2	-14.61	219	132	H
2	5.796	39.64	Pk	34.8	-17.6	56.84	68.2	-11.36	219	132	H

Pk - Peak detector

VERTICAL PEAK AND AVERAGE PLOT



VERTICAL DATA

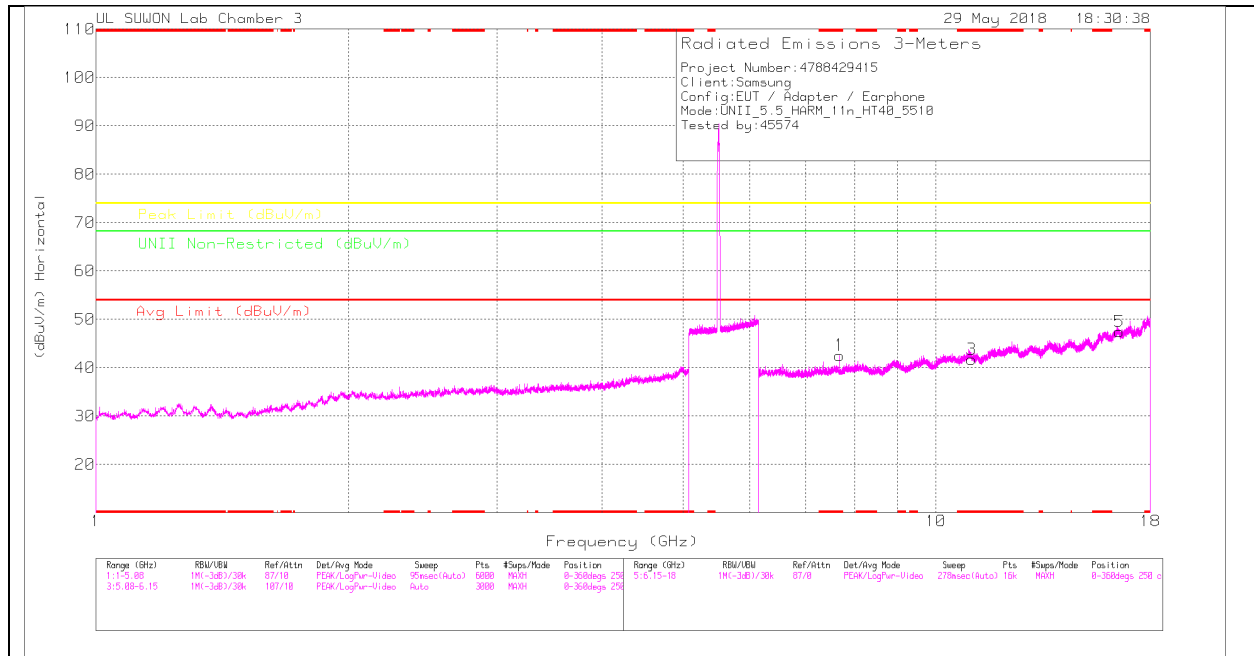
Trace Markers

Marker	Frequency (GHz)	Meter Reading (dBuV)	Det	3117[00205959]	10dB_ATT[dB]	Corrected Reading (dBuV/m)	Peak Limit (dBuV/m)	PK Margin (dB)	Azimuth (Degs)	Height (cm)	Polarity
1	5.725	37.24	Pk	34.7	-17.9	54.04	68.2	-14.16	153	160	V
2	5.767	39.93	Pk	34.7	-17.8	56.83	68.2	-11.37	153	160	V

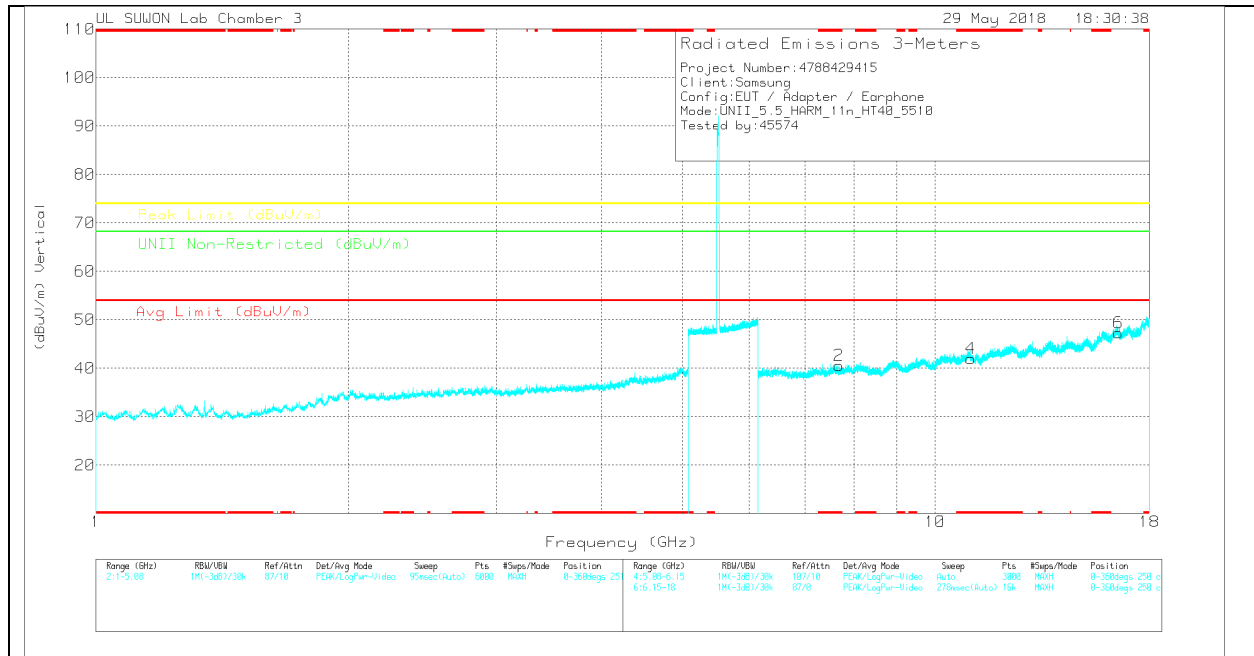
Pk - Peak detector

HARMONICS AND SPURIOUS EMISSIONS

LOW CHANNEL HORIZONTAL



LOW CHANNEL VERTICAL



Note: Emission was scanned up to 40GHz; No emissions were detected above the noise floor which was at least 20dB below the specification limit.

LOW CHANNEL DATA

Trace Markers

Marker	Frequency (GHz)	Meter Reading (dBuV)	Det	3117(0020959)	@GHz_HF(dB)	DC Corr (dB)	Corrected Reading (dBuV/m)	Avg Limit (dBuV/m)	Margin (dB)	Peak Limit (dBuV/m)	Margin (dB)	Limit Non-Restricted (dBuV/m)	Margin (dB)	Azimuth (Degs)	Height (cm)	Polarity	
1	* 7.679	30.28	PK		35.6	-23.3	0	42.58	-	-	74	-31.42	-	-	0-360	250	H
3	* 11.021	23.56	PK		37.8	-19.6	0	41.76	-	-	74	-32.24	-	-	0-360	250	H
5	16.531	23.41	PK		41.4	-17.3	0	47.51	-	-	-	68.2	-20.69	-	0-360	149	H
2	* 7.679	28.33	PK		35.6	-23.3	0	40.63	-	-	74	-33.37	-	-	0-360	149	V
4	* 11.021	23.8	PK		37.8	-19.6	0	42	-	-	74	-32	-	-	0-360	250	V
6	16.531	23.21	PK		41.4	-17.3	0	47.31	-	-	-	68.2	-20.89	-	0-360	250	V

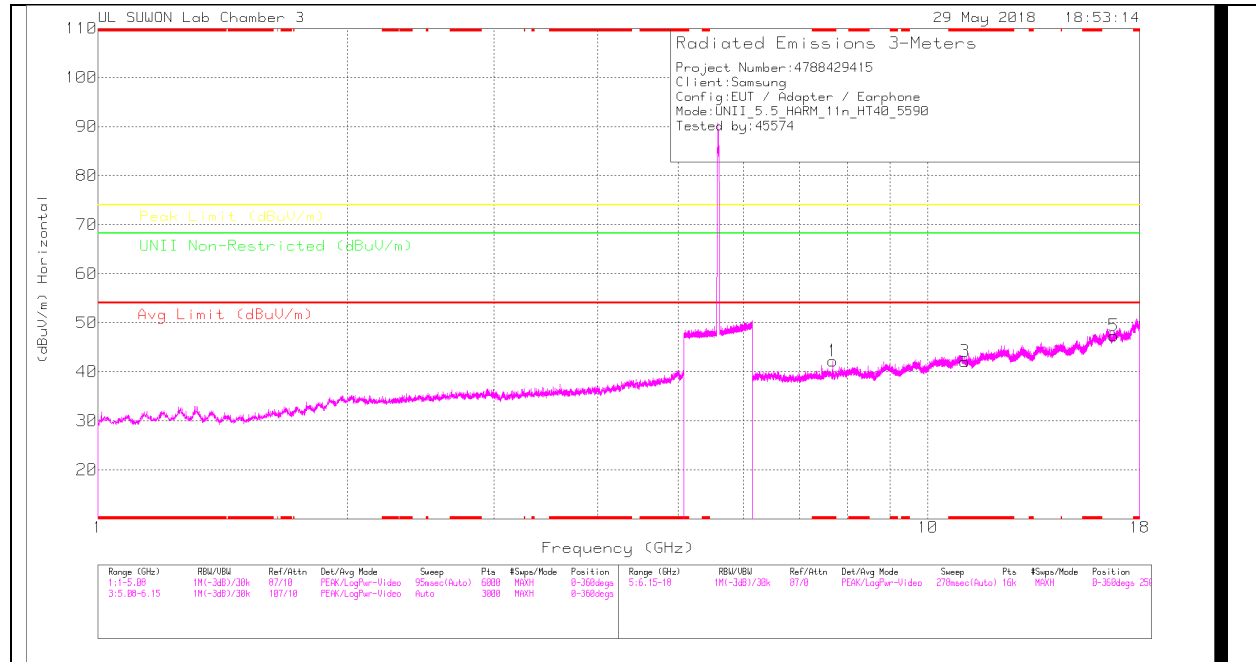
* - indicates frequency in CFR47 Pt 15 / IC RSS-Restricted Band
 PK – Peak detector

Radiated Emissions

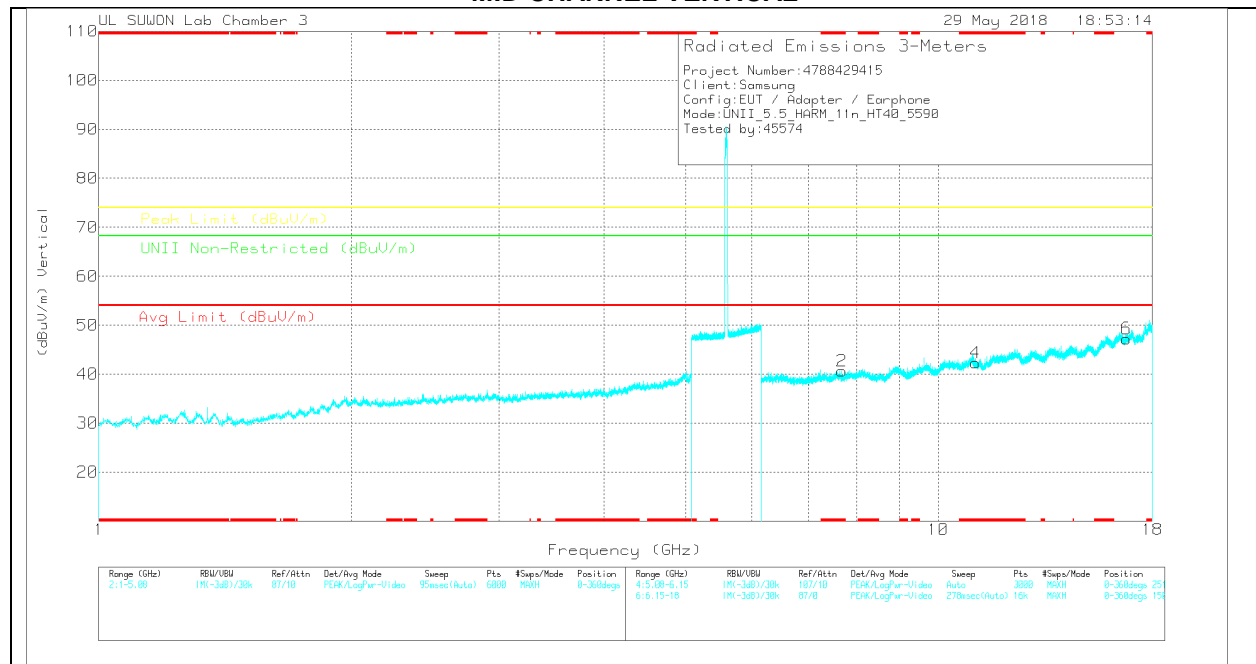
Frequency (GHz)	Meter Reading (dBuV)	Det	3117(0020959)	@GHz_HF(dB)	DC Corr (dB)	Corrected Reading (dBuV/m)	Avg Limit (dBuV/m)	Margin (dB)	Peak Limit (dBuV/m)	Margin (dB)	Limit Non-Restricted (dBuV/m)	Margin (dB)	Azimuth (Degs)	Height (cm)	Polarity	
* 7.68	34.05	PK-U		35.6	-23.3	0	46.35	-	-	74	-27.65	-	-	111	235	H
* 7.68	26.74	ADR		35.6	-23.3	-24	39.28	54	-14.72	-	-	-	-	111	235	H

* - indicates frequency in CFR47 Pt 15 / IC RSS-Restricted Band
 PK-U - U-NII: Maximum Peak
 ADR - U-NII AD primary method, RMS average

MID CHANNEL HORIZONTAL



MID CHANNEL VERTICAL



Note: Emission was scanned up to 40GHz; No emissions were detected above the noise floor which was at least 20dB below the specification limit.

MID CHANNEL DATA

Trace Markers

Marker	Frequency (GHz)	Meter Reading (dBuV)	Det	3117(00205959)	6GHz_HF(dB)	DC Corr (dB)	Corrected Reading (dBuV/m)	Avg Limit (dBuV/m)	Margin (dB)	Peak Limit (dBuV/m)	Margin (dB)	U-NII Non-Restricted (dBuV/m)	Margin (dB)	Azimuth (Degs)	Height (cm)	Polarity
1	* 7.679	29.91	PK	35.6	-23.3	0	42.21	-	-	74	-31.79	-	-	0-360	250	H
3	* 11.081	23.8	PK	37.8	-19.5	0	42.1	-	-	74	-31.9	-	-	0-360	150	H
5	16.77	22.55	PK	41.5	-16.7	0	47.35	-	-	-	-	68.2	-20.85	0-360	150	H
2	* 7.679	28.32	PK	35.6	-23.3	0	40.62	-	-	74	-33.38	-	-	0-360	250	V
4	* 11.081	24.08	PK	37.8	-19.6	0	42.28	-	-	74	-31.72	-	-	0-360	250	V
6	16.769	22.44	PK	41.5	-16.7	0	47.24	-	-	-	-	68.2	-20.96	0-360	150	V

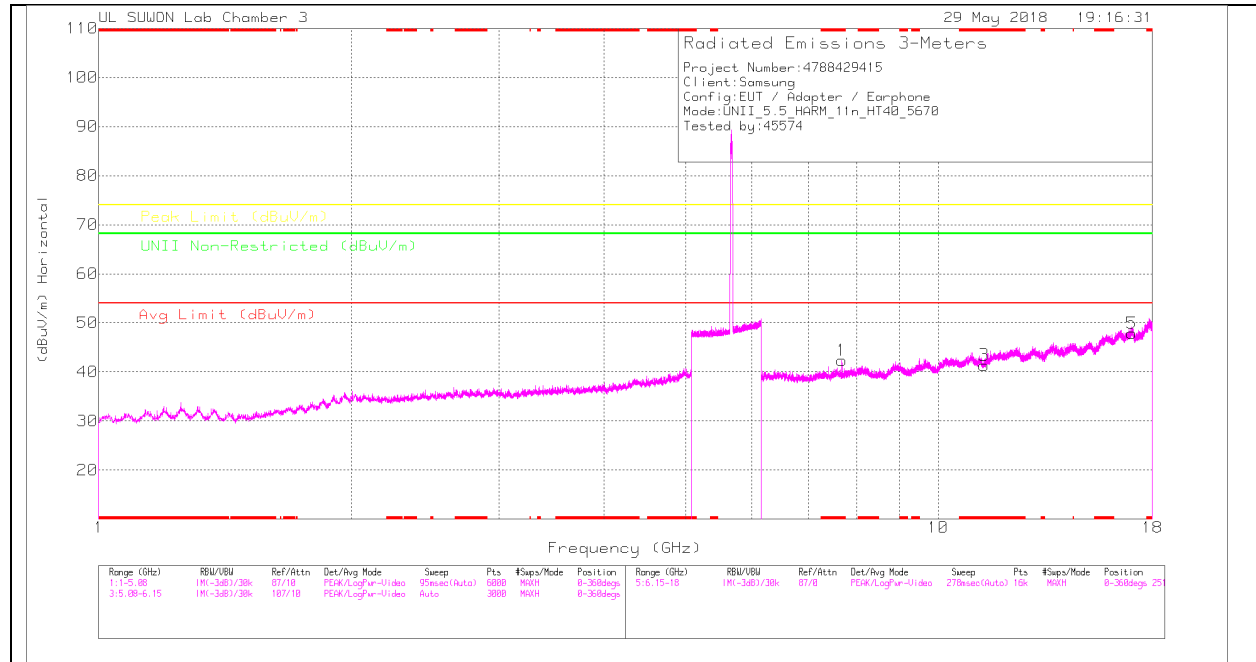
* - indicates frequency in CFR47 Pt 15 / IC RSS-Restricted Band
 PK – Peak Detector

Radiated Emissions

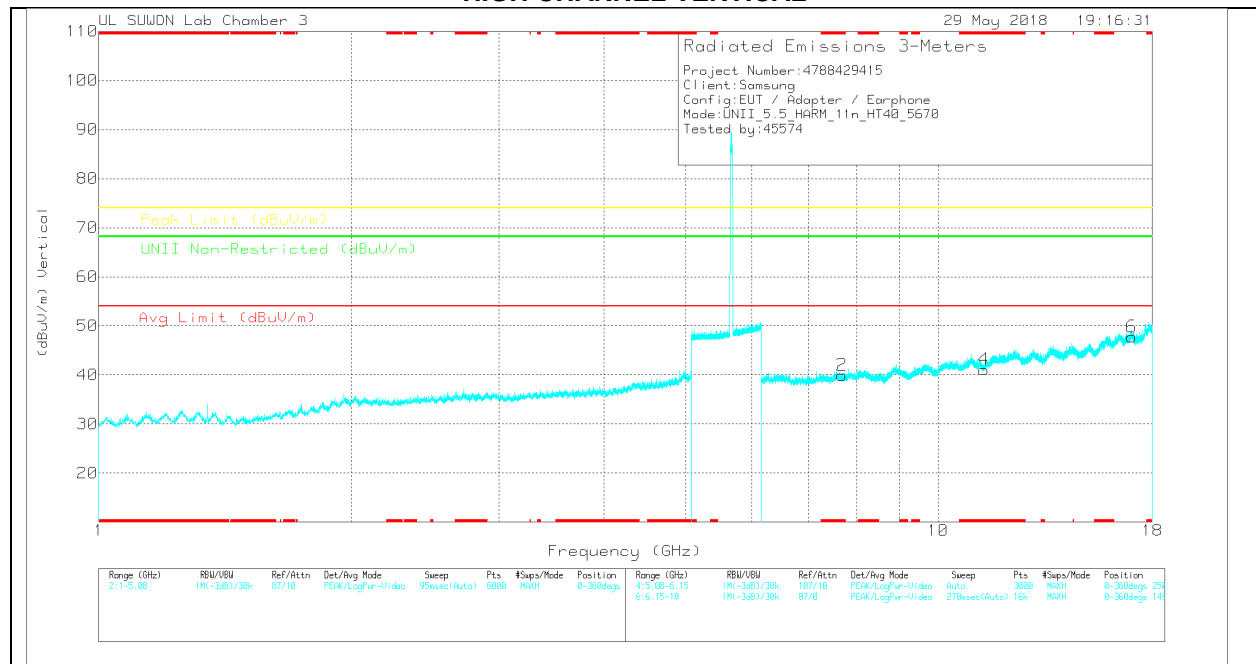
Frequency (GHz)	Meter Reading (dBuV)	Det	3117(00205959)	6GHz_HF(dB)	DC Corr (dB)	Corrected Reading (dBuV/m)	Avg Limit (dBuV/m)	Margin (dB)	Peak Limit (dBuV/m)	Margin (dB)	U-NII Non-Restricted (dBuV/m)	Margin (dB)	Azimuth (Degs)	Height (cm)	Polarity
* 7.679	33.78	PK-U	35.6	-23.3	0	46.08	-	-	74	-27.92	-	-	111	235	H
* 7.68	26.93	ADR	35.6	-23.3	-24	39.47	54	-14.53	-	-	-	-	111	235	H

* - indicates frequency in CFR47 Pt 15 / IC RSS-Restricted Band
 PK-U - U-NII: Maximum Peak
 ADR - U-NII AD primary method, RMS average

HIGH CHANNEL HORIZONTAL



HIGH CHANNEL VERTICAL



Note: Emission was scanned up to 40GHz; No emissions were detected above the noise floor which was at least 20dB below the specification limit.

HIGH CHANNEL DATA

Trace Markers

Marker	Frequency (GHz)	Meter Reading (dBuV)	Det	3117(0020959)	@GHz_HF(dB)	DC Corr (dB)	Corrected Reading (dBuV/m)	Avg Limit (dBuV/m)	Margin (dB)	Peak Limit (dBuV/m)	Margin (dB)	Limit Non-Restricted (dBuV/m)	Margin (dB)	Asimuth (Degs)	Height (cm)	Polarity
1	* 7.679	30.04	PK	35.6	-23.3	0	42.34	-	-	74	-31.66	-	-	0-360	251	H
3	* 11.341	23.27	PK	37.9	-19.8	0	41.37	-	-	74	-32.63	-	-	0-360	251	H
5	17.01	22.69	PK	41.2	-16	0	47.89	-	-	-	-	68.2	-20.31	0-360	150	H
2	* 7.679	27.67	PK	35.6	-23.3	0	39.97	-	-	74	-34.03	-	-	0-360	251	V
4	* 11.341	23.03	PK	37.9	-19.8	0	41.13	-	-	74	-32.87	-	-	0-360	251	V
6	17.01	22.57	PK	41.2	-16	0	47.77	-	-	-	-	68.2	-20.43	0-360	251	V

* - indicates frequency in CFR47 Pt 15 / IC RSS-Restricted Band
 PK – Peak Detector

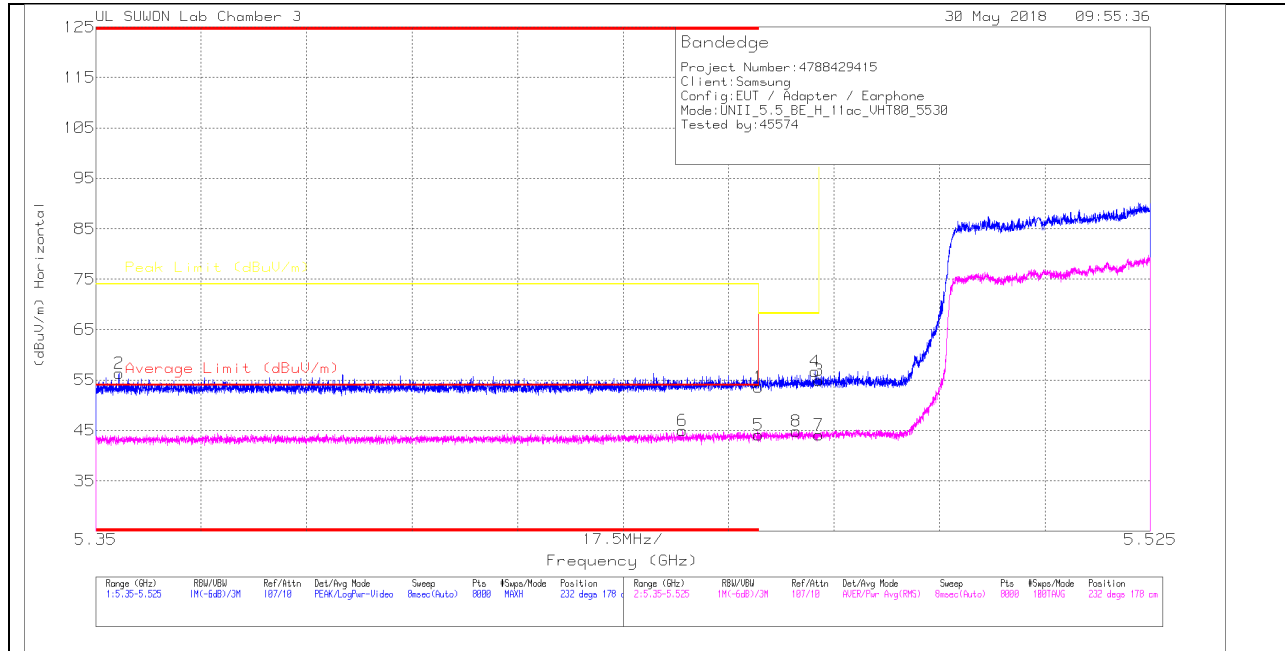
Radiated Emissions

Frequency (GHz)	Meter Reading (dBuV)	Det	3117(0020959)	@GHz_HF(dB)	DC Corr (dB)	Corrected Reading (dBuV/m)	Avg Limit (dBuV/m)	Margin (dB)	Peak Limit (dBuV/m)	Margin (dB)	Limit Non-Restricted (dBuV/m)	Margin (dB)	Asimuth (Degs)	Height (cm)	Polarity
* 7.68	33.6	PK-U	35.6	-23.3	0	45.9	-	-	74	-28.1	-	-	111	235	H
* 7.68	27.47	ADR	35.6	-23.3	-24	40.01	54	-13.99	-	-	-	-	111	235	H

* - indicates frequency in CFR47 Pt 15 / IC RSS-Restricted Band
 PK-U - U-NII: Maximum Peak
 ADR - U-NII AD primary method, RMS average

11.3.4.TX ABOVE 1GHz 802.11ac VHT80 2Tx CDD MODE IN THE 5.5GHz BAND RESTRICTED BANDEDGE (LOW CHANNEL)

HORIZONTAL PEAK AND AVERAGE PLOT



HORIZONTAL DATA

Trace Markers

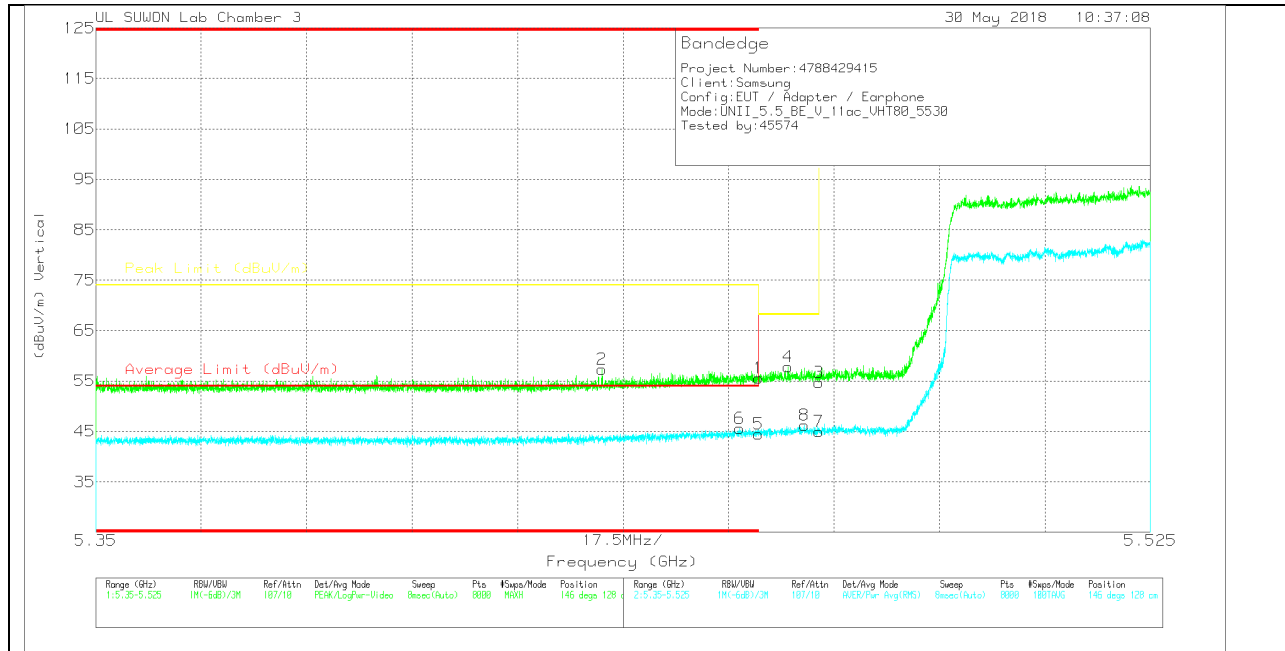
Marker	Frequency (GHz)	Meter Reading (dBuV)	Det	3117(00205959)	10dB_ATT[dB]	DC Corr (dB)	Corrected Reading (dBuV/m)	Average Limit (dBuV/m)	Margin (dB)	Peak Limit (dBuV/m)	PK Margin (dB)	Azimuth (Degs)	Height (cm)	Polarity
1	* 5.46	37.64	Pk	34.3	-18.4	0	53.54	-	-	74	-20.46	232	178	H
2	* 5.354	40.52	Pk	34.4	-18.6	0	56.32	-	-	74	-17.68	232	178	H
3	5.47	39.05	Pk	34.3	-18.4	0	54.95	-	-	68.2	-13.25	232	178	H
4	5.469	40.82	Pk	34.3	-18.4	0	56.72	-	-	68.2	-11.48	232	178	H
5	* 5.46	28.09	RMS	34.3	-18.8	.53	44.12	54	-9.88	-	-	232	178	H
6	* 5.447	29.02	RMS	34.3	-18.9	.53	44.95	54	-9.05	-	-	232	178	H

* - indicates frequency in CFR47 Pt 15 / IC RSS-Restricted Band

Pk - Peak detector

RMS - RMS detection

VERTICAL PEAK AND AVERAGE PLOT



VERTICAL DATA

Trace Markers

Marker	Frequency (GHz)	Meter Reading (dBuV)	Det	3117(00205959)	10dB_ATT(dB)	DC Corr (dB)	Corrected Reading (dBuV/m)	Average Limit (dBuV/m)	Margin (dB)	Peak Limit (dBuV/m)	PK Margin (dB)	Azimuth (Degs)	Height (cm)	Polarity
1	* 5.46	39.71	Pk	34.3	-18.4	0	55.61	-	-	74	-18.39	146	128	V
2	* 5.434	41.37	Pk	34.3	-18.4	0	57.27	-	-	74	-16.73	146	128	V
3	5.47	38.85	Pk	34.3	-18.4	0	54.75	-	-	68.2	-13.45	146	128	V
4	5.465	41.94	Pk	34.3	-18.4	0	57.84	-	-	68.2	-10.36	146	128	V
5	* 5.46	28.4	RMS	34.3	-18.8	.53	44.43	54	-9.57	-	-	146	128	V
6	* 5.457	29.61	RMS	34.3	-18.8	.53	45.64	54	-8.36	-	-	146	128	V

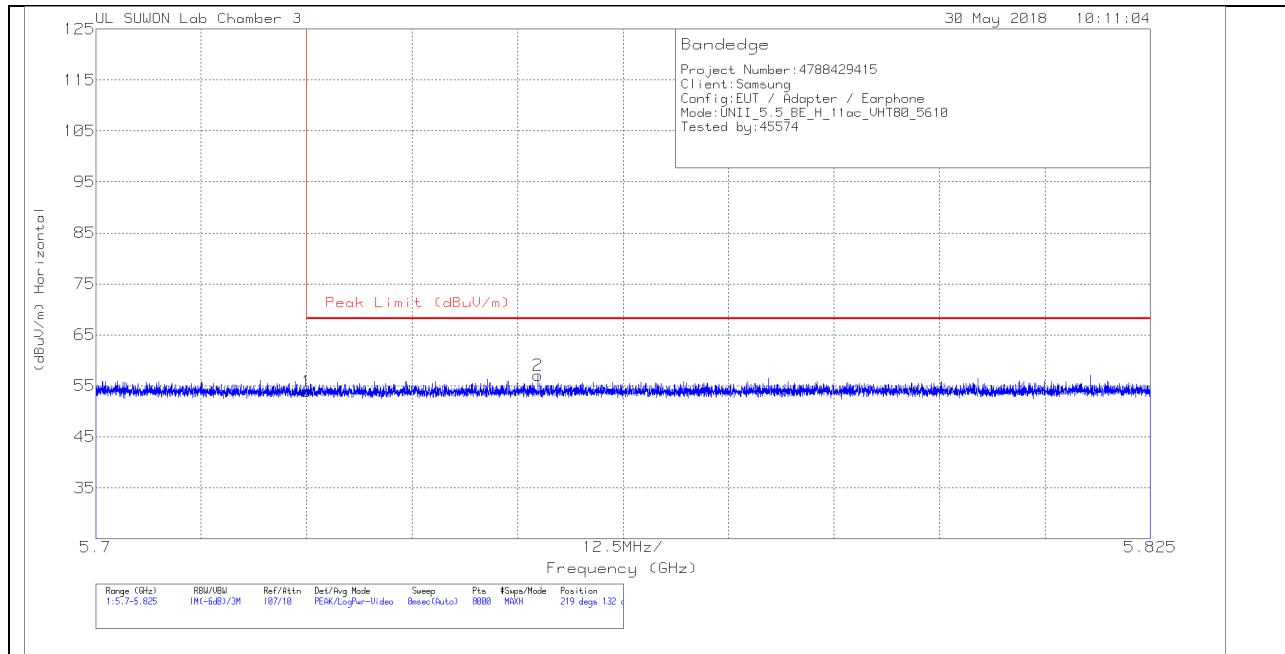
* - indicates frequency in CFR47 Pt 15 / IC RSS-Restricted Band

Pk - Peak detector

RMS - RMS detection

AUTHORIZED BANDEDGE (HIGH CHANNEL)

HORIZONTAL PEAK AND AVERAGE PLOT



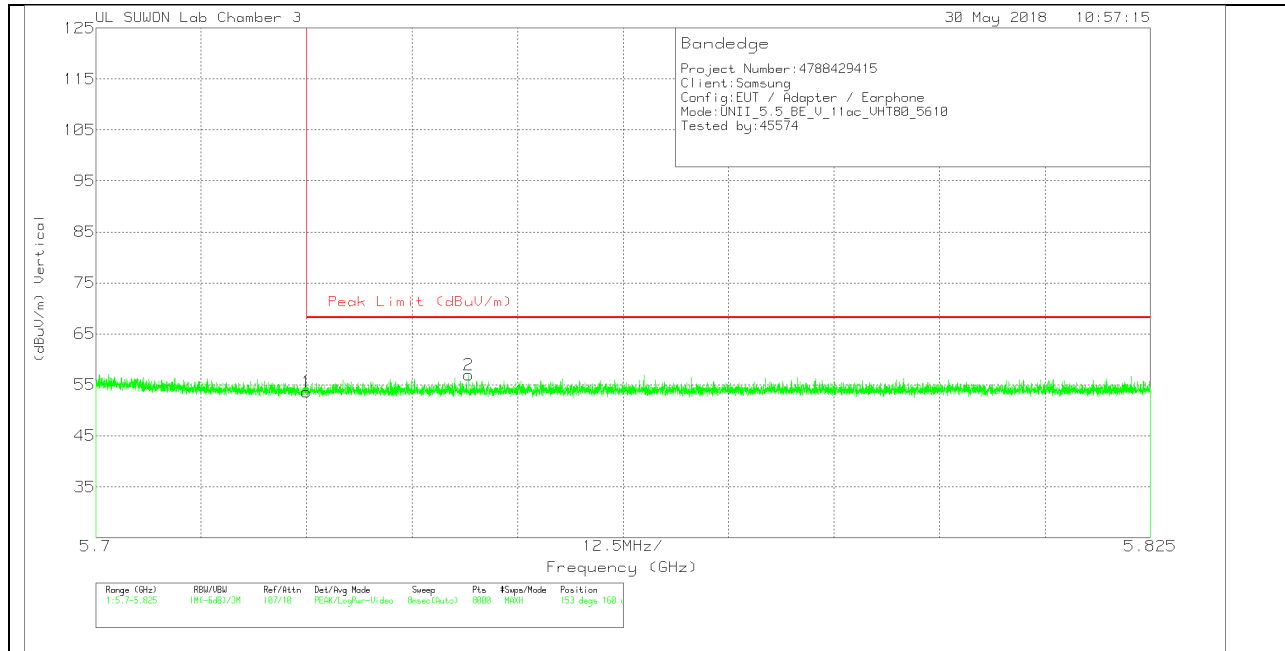
HORIZONTAL DATA

Trace Markers

Marker	Frequency (GHz)	Meter Reading (dBuV)	Det	3117[00205959]	10dB_ATT[dB]	Corrected Reading (dBuV/m)	Peak Limit (dBuV/m)	PK Margin (dB)	Azimuth (Degs)	Height (cm)	Polarity
1	5.725	37.07	Pk	34.7	-17.9	53.87	68.2	-14.33	219	132	H
2	5.752	40.18	Pk	34.7	-17.8	57.08	68.2	-11.12	219	132	H

Pk - Peak detector

VERTICAL PEAK AND AVERAGE PLOT



VERTICAL DATA

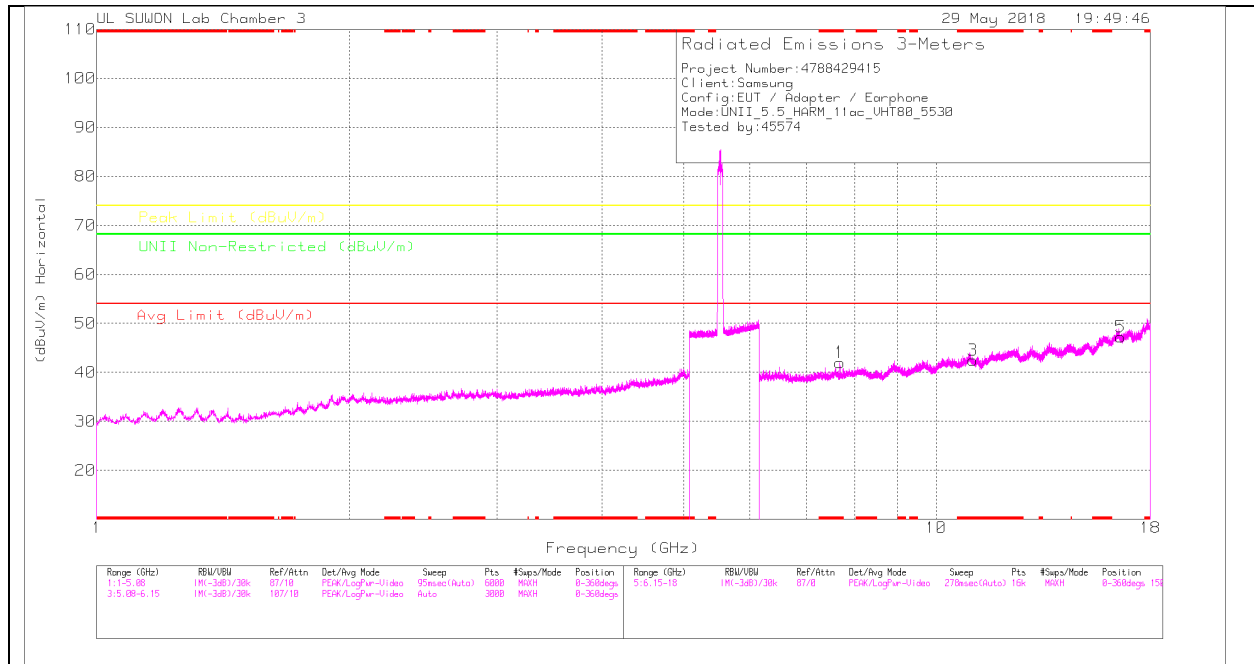
Trace Markers

Marker	Frequency (GHz)	Meter Reading (dBuV)	Det	3117[00205959]	10dB_ATT[dB]	Corrected Reading (dBuV/m)	Peak Limit (dBuV/m)	PK Margin (dB)	Azimuth (Degs)	Height (cm)	Polarity
1	5.725	36.87	Pk	34.7	-17.9	53.67	68.2	-14.53	153	160	V
2	5.744	40.06	Pk	34.7	-17.8	56.96	68.2	-11.24	153	160	V

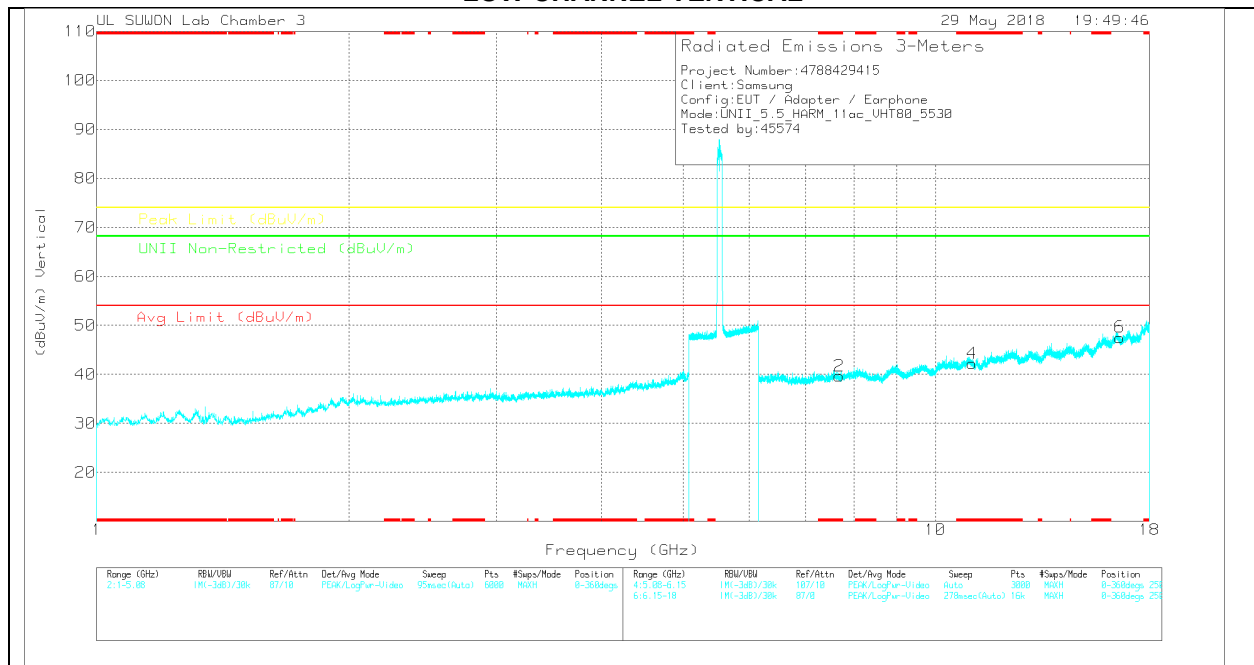
Pk - Peak detector

HARMONICS AND SPURIOUS EMISSIONS

LOW CHANNEL HORIZONTAL



LOW CHANNEL VERTICAL



Note: Emission was scanned up to 40GHz; No emissions were detected above the noise floor which was at least 20dB below the specification limit.

LOW CHANNEL DATA

Trace Markers

Marker	Frequency (GHz)	Meter Reading (dBuV)	Det	3117(0020959)	@GHz_HF(dB)	DC Corr (dB)	Corrected Reading (dBuV/m)	Avg Limit (dBuV/m)	Margin (dB)	Peak Limit (dBuV/m)	Margin (dB)	Limit Non-Restricted (dBuV/m)	Margin (dB)	Azimuth (Degs)	Height (cm)	Polarity
1	* 7.679	29.7	PK	35.6	-23.3	0	42	-	-	74	-32	-	-	0-360	251	H
3	* 11.059	24.17	PK	37.8	-19.5	0	42.47	-	-	74	-31.53	-	-	0-360	251	H
5	16.591	23.11	PK	41.4	-17.3	0	47.21	-	-	-	-	68.2	-20.99	0-360	251	H
2	* 7.679	27.35	PK	35.6	-23.3	0	39.65	-	-	74	-34.35	-	-	0-360	250	V
4	* 11.059	23.92	PK	37.8	-19.5	0	42.22	-	-	74	-31.78	-	-	0-360	250	V
6	16.59	23.45	PK	41.4	-17.3	0	47.55	-	-	-	-	68.2	-20.65	0-360	149	V

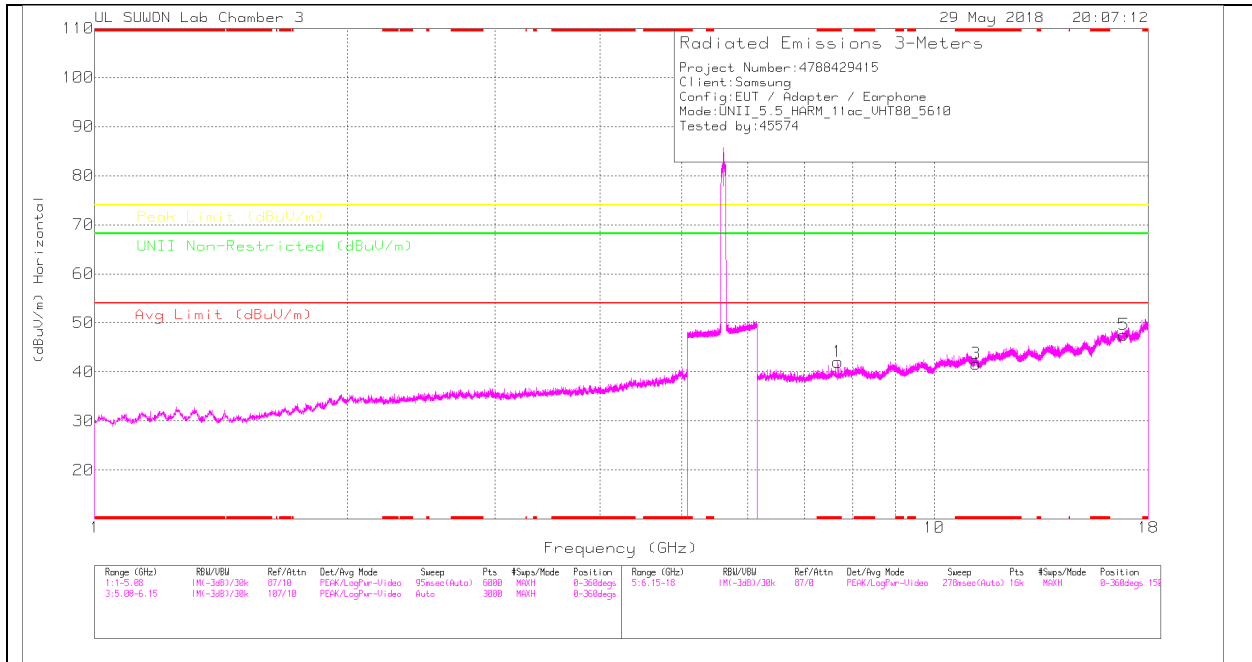
* - indicates frequency in CFR47 Pt 15 / IC RSS-Restricted Band
 PK - Peak Detector

Radiated Emissions

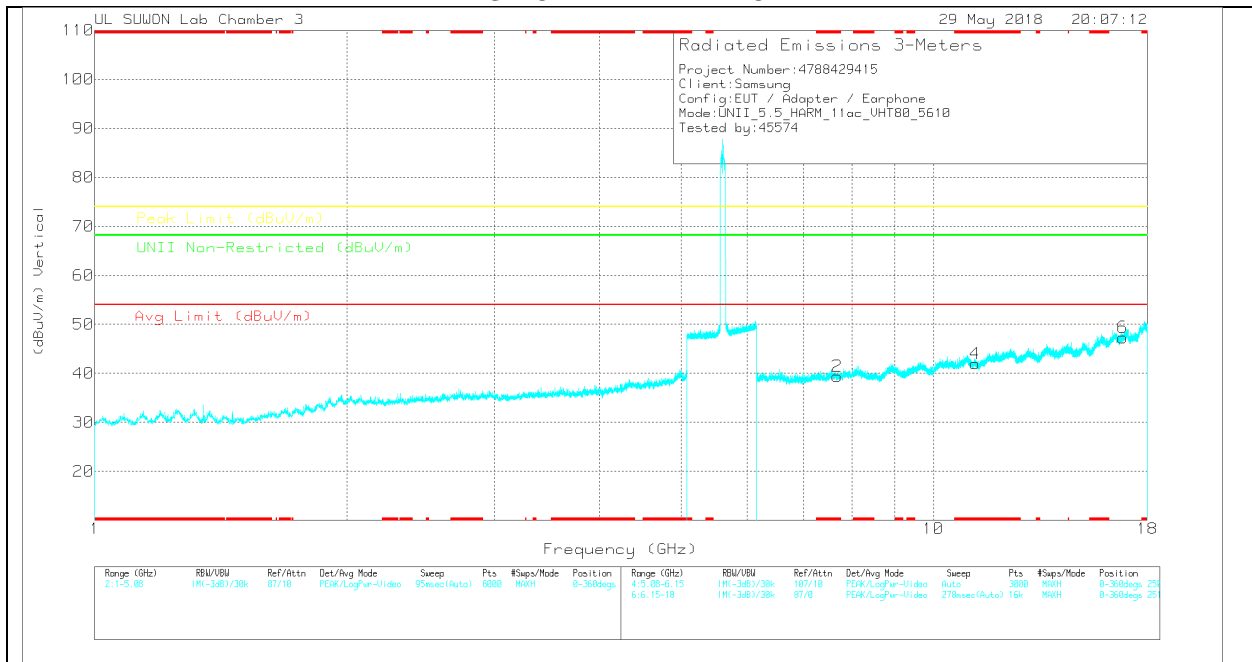
Frequency (GHz)	Meter Reading (dBuV)	Det	3117(0020959)	@GHz_HF(dB)	DC Corr (dB)	Corrected Reading (dBuV/m)	Avg Limit (dBuV/m)	Margin (dB)	Peak Limit (dBuV/m)	Margin (dB)	Limit Non-Restricted (dBuV/m)	Margin (dB)	Azimuth (Degs)	Height (cm)	Polarity
* 7.68	34.95	PK-U	35.6	-23.3	0	47.25	-	-	74	-26.75	-	-	111	235	H
* 7.68	26.84	ADR	35.6	-23.3	53	39.67	54	-14.33	-	-	-	-	111	235	H

* - indicates frequency in CFR47 Pt 15 / IC RSS-Restricted Band
 PK-U - U-NII: Maximum Peak
 ADR - U-NII AD primary method, RMS average

HIGH CHANNEL HORIZONTAL



HIGH CHANNEL VERTICAL



Note: Emission was scanned up to 40GHz; No emissions were detected above the noise floor which was at least 20dB below the specification limit.

HIGH CHANNEL DATA

Trace Markers

Marker	Frequency (GHz)	Meter Reading (dBuV)	Det	3117(0020959)	@GHz_HF(dB)	DC Corr (dB)	Corrected Reading (dBuV/m)	Avg Limit (dBuV/m)	Margin (dB)	Peak Limit (dBuV/m)	Margin (dB)	Limit Non-Restricted (dBuV/m)	Margin (dB)	Azimuth (Degs)	Height (cm)	Polarity
1	* 7.679	29.75	PK	35.6	-23.3	0	42.05	-	-	74	-31.95	-	-	0-360	150	H
3	* 11.221	23.26	PK	37.9	-19.5	0	41.66	-	-	74	-32.34	-	-	0-360	251	H
5	16.831	22.67	PK	41.4	-16.5	0	47.57	-	-	-	-	68.2	-20.63	0-360	150	H
2	* 7.68	27.1	PK	35.6	-23.3	0	39.4	-	-	74	-34.6	-	-	0-360	251	V
4	* 11.221	23.57	PK	37.9	-19.5	0	41.97	-	-	74	-32.03	-	-	0-360	251	V
6	16.83	22.31	PK	41.4	-16.4	0	47.31	-	-	-	-	68.2	-20.89	0-360	251	V

* - indicates frequency in CFR47 Pt 15 / IC RSS-Restricted Band
 PK – Peak Detector

Radiated Emissions

Frequency (GHz)	Meter Reading (dBuV)	Det	3117(0020959)	@GHz_HF(dB)	DC Corr (dB)	Corrected Reading (dBuV/m)	Avg Limit (dBuV/m)	Margin (dB)	Peak Limit (dBuV/m)	Margin (dB)	Limit Non-Restricted (dBuV/m)	Margin (dB)	Azimuth (Degs)	Height (cm)	Polarity
* 7.678	34.18	PK-U	35.6	-23.3	0	46.48	-	-	74	-27.52	-	-	111	236	H
* 7.68	26.89	ADR	35.6	-23.3	53	39.72	54	-14.28	-	-	-	-	111	236	H

* - indicates frequency in CFR47 Pt 15 / IC RSS-Restricted Band
 PK-U - U-NII: Maximum Peak
 ADR - U-NII AD primary method, RMS average