



Accredited by the Swiss Accreditation Service (SAS)  
The Swiss Accreditation Service is one of the signatories to the EA  
Multilateral Agreement for the recognition of calibration certificates

Accreditation No.: **SCS 0108**

Client **PC Test**

Certificate No: **D5GHzV2-1237\_Aug16**

## CALIBRATION CERTIFICATE

Object: **D5GHzV2 - SN:1237**

Calibration procedure(s): **QA CAL-22.v2**  
**Calibration procedure for dipole validation kits between 3-6 GHz**

Calibration date: **August 02, 2016**

✓PT  
8/9/16

This calibration certificate documents the traceability to national standards, which realize the physical units of measurements (SI).  
The measurements and the uncertainties with confidence probability are given on the following pages and are part of the certificate.

All calibrations have been conducted in the closed laboratory facility: environment temperature ( $22 \pm 3$ )°C and humidity < 70%.

Calibration Equipment used (M&TE critical for calibration)

Primary Standards	ID #	Cal Date (Certificate No.)	Scheduled Calibration
Power meter NRP	SN: 104778	06-Apr-16 (No. 217-02288/02289)	Apr-17
Power sensor NRP-Z91	SN: 103244	06-Apr-16 (No. 217-02288)	Apr-17
Power sensor NRP-Z91	SN: 103245	06-Apr-16 (No. 217-02289)	Apr-17
Reference 20 dB Attenuator	SN: 5058 (20k)	05-Apr-16 (No. 217-02292)	Apr-17
Type-N mismatch combination	SN: 5047.2 / 06327	05-Apr-16 (No. 217-02295)	Apr-17
Reference Probe EX3DV4	SN: 3503	30-Jun-16 (No. EX3-3503_Jun16)	Jun-17
DAE4	SN: 601	30-Dec-15 (No. DAE4-601_Dec15)	Dec-16

Secondary Standards	ID #	Check Date (in house)	Scheduled Check
Power meter EPM-442A	SN: GB37480704	07-Oct-15 (No. 217-02222)	In house check: Oct-16
Power sensor HP 8481A	SN: US37292783	07-Oct-15 (No. 217-02222)	In house check: Oct-16
Power sensor HP 8481A	SN: MY41092317	07-Oct-15 (No. 217-02223)	In house check: Oct-16
RF generator R&S SMT-06	SN: 100972	15-Jun-15 (in house check Jun-15)	In house check: Oct-16
Network Analyzer HP 8753E	SN: US37390585	18-Oct-01 (in house check Oct-15)	In house check: Oct-16

Calibrated by: **Claudio Leubler**      Name: Claudio Leubler      Function: Laboratory Technician

Approved by: **Katja Pokovic**      Name: Katja Pokovic      Function: Technical Manager

Signature

Issued: August 4, 2016

This calibration certificate shall not be reproduced except in full without written approval of the laboratory.



Accredited by the Swiss Accreditation Service (SAS)

The Swiss Accreditation Service is one of the signatories to the EA Multilateral Agreement for the recognition of calibration certificates

**Glossary:**

TSL	tissue simulating liquid
ConvF	sensitivity in TSL / NORM x,y,z
N/A	not applicable or not measured

**Calibration is Performed According to the Following Standards:**

- IEEE Std 1528-2013, "IEEE Recommended Practice for Determining the Peak Spatial-Averaged Specific Absorption Rate (SAR) in the Human Head from Wireless Communications Devices: Measurement Techniques", June 2013
- IEC 62209-2, "Procedure to determine the Specific Absorption Rate (SAR) for wireless communication devices used in close proximity to the human body (frequency range of 30 MHz to 6 GHz)", March 2010
- KDB 865664, "SAR Measurement Requirements for 100 MHz to 6 GHz"

**Additional Documentation:**

- DASY4/5 System Handbook

**Methods Applied and Interpretation of Parameters:**

- Measurement Conditions:** Further details are available from the Validation Report at the end of the certificate. All figures stated in the certificate are valid at the frequency indicated.
- Antenna Parameters with TSL:** The dipole is mounted with the spacer to position its feed point exactly below the center marking of the flat phantom section, with the arms oriented parallel to the body axis.
- Feed Point Impedance and Return Loss:** These parameters are measured with the dipole positioned under the liquid filled phantom. The impedance stated is transformed from the measurement at the SMA connector to the feed point. The Return Loss ensures low reflected power. No uncertainty required.
- Electrical Delay:** One-way delay between the SMA connector and the antenna feed point. No uncertainty required.
- SAR measured:** SAR measured at the stated antenna input power.
- SAR normalized:** SAR as measured, normalized to an input power of 1 W at the antenna connector.
- SAR for nominal TSL parameters:** The measured TSL parameters are used to calculate the nominal SAR result.

The reported uncertainty of measurement is stated as the standard uncertainty of measurement multiplied by the coverage factor  $k=2$ , which for a normal distribution corresponds to a coverage probability of approximately 95%.

## Measurement Conditions

DASY system configuration, as far as not given on page 1.

DASY Version	DASY5	V52.8.8
Extrapolation	Advanced Extrapolation	
Phantom	Modular Flat Phantom V5.0	
Distance Dipole Center - TSL	10 mm	with Spacer
Zoom Scan Resolution	dx, dy = 4.0 mm, dz = 1.4 mm	Graded Ratio = 1.4 (Z direction)
Frequency	5250 MHz ± 1 MHz 5600 MHz ± 1 MHz 5750 MHz ± 1 MHz	

## Head TSL parameters at 5250 MHz

The following parameters and calculations were applied.

	Temperature	Permittivity	Conductivity
Nominal Head TSL parameters	22.0 °C	35.9	4.71 mho/m
Measured Head TSL parameters	(22.0 ± 0.2) °C	34.4 ± 6 %	4.52 mho/m ± 6 %
Head TSL temperature change during test	< 0.5 °C	----	----

## SAR result with Head TSL at 5250 MHz

SAR averaged over 1 cm <sup>3</sup> (1 g) of Head TSL	Condition	
SAR measured	100 mW input power	8.00 W/kg
SAR for nominal Head TSL parameters	normalized to 1W	<b>79.2 W/kg ± 19.9 % (k=2)</b>

SAR averaged over 10 cm <sup>3</sup> (10 g) of Head TSL	condition	
SAR measured	100 mW input power	2.30 W/kg
SAR for nominal Head TSL parameters	normalized to 1W	<b>22.7 W/kg ± 19.5 % (k=2)</b>

### Head TSL parameters at 5600 MHz

The following parameters and calculations were applied.

	Temperature	Permittivity	Conductivity
Nominal Head TSL parameters	22.0 °C	35.5	5.07 mho/m
Measured Head TSL parameters	(22.0 ± 0.2) °C	33.9 ± 6 %	4.86 mho/m ± 6 %
Head TSL temperature change during test	< 0.5 °C	----	----

### SAR result with Head TSL at 5600 MHz

SAR averaged over 1 cm <sup>3</sup> (1 g) of Head TSL	Condition	
SAR measured	100 mW input power	8.43 W/kg
SAR for nominal Head TSL parameters	normalized to 1W	<b>83.3 W / kg ± 19.9 % (k=2)</b>

SAR averaged over 10 cm <sup>3</sup> (10 g) of Head TSL	condition	
SAR measured	100 mW input power	2.42 W/kg
SAR for nominal Head TSL parameters	normalized to 1W	<b>23.9 W/kg ± 19.5 % (k=2)</b>

### Head TSL parameters at 5750 MHz

The following parameters and calculations were applied.

	Temperature	Permittivity	Conductivity
Nominal Head TSL parameters	22.0 °C	35.4	5.22 mho/m
Measured Head TSL parameters	(22.0 ± 0.2) °C	33.7 ± 6 %	5.02 mho/m ± 6 %
Head TSL temperature change during test	< 0.5 °C	----	----

### SAR result with Head TSL at 5750 MHz

SAR averaged over 1 cm <sup>3</sup> (1 g) of Head TSL	Condition	
SAR measured	100 mW input power	8.25 W/kg
SAR for nominal Head TSL parameters	normalized to 1W	<b>81.5 W/kg ± 19.9 % (k=2)</b>

SAR averaged over 10 cm <sup>3</sup> (10 g) of Head TSL	condition	
SAR measured	100 mW input power	2.35 W/kg
SAR for nominal Head TSL parameters	normalized to 1W	<b>23.2 W/kg ± 19.5 % (k=2)</b>

### Body TSL parameters at 5250 MHz

The following parameters and calculations were applied.

	Temperature	Permittivity	Conductivity
Nominal Body TSL parameters	22.0 °C	48.9	5.36 mho/m
Measured Body TSL parameters	(22.0 ± 0.2) °C	47.1 ± 6 %	5.42 mho/m ± 6 %
Body TSL temperature change during test	< 0.5 °C	----	----

### SAR result with Body TSL at 5250 MHz

SAR averaged over 1 cm <sup>3</sup> (1 g) of Body TSL	Condition	
SAR measured	100 mW input power	7.54 W/kg
SAR for nominal Body TSL parameters	normalized to 1W	74.8 W/kg ± 19.9 % (k=2)

SAR averaged over 10 cm <sup>3</sup> (10 g) of Body TSL	condition	
SAR measured	100 mW input power	2.12 W/kg
SAR for nominal Body TSL parameters	normalized to 1W	21.0 W/kg ± 19.5 % (k=2)

### Body TSL parameters at 5600 MHz

The following parameters and calculations were applied.

	Temperature	Permittivity	Conductivity
Nominal Body TSL parameters	22.0 °C	48.5	5.77 mho/m
Measured Body TSL parameters	(22.0 ± 0.2) °C	46.5 ± 6 %	5.88 mho/m ± 6 %
Body TSL temperature change during test	< 0.5 °C	----	----

### SAR result with Body TSL at 5600 MHz

SAR averaged over 1 cm <sup>3</sup> (1 g) of Body TSL	Condition	
SAR measured	100 mW input power	7.76 W/kg
SAR for nominal Body TSL parameters	normalized to 1W	77.0 W/kg ± 19.9 % (k=2)

SAR averaged over 10 cm <sup>3</sup> (10 g) of Body TSL	condition	
SAR measured	100 mW input power	2.17 W/kg
SAR for nominal Body TSL parameters	normalized to 1W	21.5 W/kg ± 19.5 % (k=2)

## Body TSL parameters at 5750 MHz

The following parameters and calculations were applied.

	Temperature	Permittivity	Conductivity
Nominal Body TSL parameters	22.0 °C	48.3	5.94 mho/m
Measured Body TSL parameters	(22.0 ± 0.2) °C	46.2 ± 6 %	6.11 mho/m ± 6 %
Body TSL temperature change during test	< 0.5 °C	----	----

## SAR result with Body TSL at 5750 MHz

SAR averaged over 1 cm <sup>3</sup> (1 g) of Body TSL	Condition	
SAR measured	100 mW input power	7.60 W/kg
SAR for nominal Body TSL parameters	normalized to 1W	75.4 W/kg ± 19.9 % (k=2)

SAR averaged over 10 cm <sup>3</sup> (10 g) of Body TSL	condition	
SAR measured	100 mW input power	2.11 W/kg
SAR for nominal Body TSL parameters	normalized to 1W	20.9 W/kg ± 19.5 % (k=2)

## Appendix (Additional assessments outside the scope of SCS 0108)

### Antenna Parameters with Head TSL at 5250 MHz

Impedance, transformed to feed point	48.6 $\Omega$ - 2.5 j $\Omega$
Return Loss	- 30.7 dB

### Antenna Parameters with Head TSL at 5600 MHz

Impedance, transformed to feed point	50.9 $\Omega$ + 1.5 j $\Omega$
Return Loss	- 35.3 dB

### Antenna Parameters with Head TSL at 5750 MHz

Impedance, transformed to feed point	53,8 $\Omega$ + 5.8 j $\Omega$
Return Loss	- 23.5 dB

### Antenna Parameters with Body TSL at 5250 MHz

Impedance, transformed to feed point	47.0 $\Omega$ - 3.9 j $\Omega$
Return Loss	- 25.9 dB

### Antenna Parameters with Body TSL at 5600 MHz

Impedance, transformed to feed point	51.5 $\Omega$ + 3.9 j $\Omega$
Return Loss	- 27.7 dB

### Antenna Parameters with Body TSL at 5750 MHz

Impedance, transformed to feed point	53.8 $\Omega$ + 0.3 j $\Omega$
Return Loss	- 28.6 dB

### General Antenna Parameters and Design

Electrical Delay (one direction)	1.193 ns
----------------------------------	----------

After long term use with 100W radiated power, only a slight warming of the dipole near the feedpoint can be measured.

The dipole is made of standard semirigid coaxial cable. The center conductor of the feeding line is directly connected to the second arm of the dipole. The antenna is therefore short-circuited for DC-signals. On some of the dipoles, small end caps are added to the dipole arms in order to improve matching when loaded according to the position as explained in the "Measurement Conditions" paragraph. The SAR data are not affected by this change. The overall dipole length is still according to the Standard.

No excessive force must be applied to the dipole arms, because they might bend or the soldered connections near the feedpoint may be damaged.

### Additional EUT Data

Manufactured by	SPEAG
Manufactured on	May 04, 2015

## DASY5 Validation Report for Head TSL

Date: 02.08.2016

Test Laboratory: SPEAG, Zurich, Switzerland

**DUT: Dipole D5GHzV2; Type: D5GHzV2; Serial: D5GHzV2 - SN:1237**

Communication System: UID 0 - CW; Frequency: 5250 MHz, Frequency: 5600 MHz, Frequency: 5750 MHz

Medium parameters used:  $f = 5250$  MHz;  $\sigma = 4.52$  S/m;  $\epsilon_r = 34.4$ ;  $\rho = 1000$  kg/m<sup>3</sup>

Medium parameters used:  $f = 5600$  MHz;  $\sigma = 4.86$  S/m;  $\epsilon_r = 33.9$ ;  $\rho = 1000$  kg/m<sup>3</sup>

Medium parameters used:  $f = 5750$  MHz;  $\sigma = 5.02$  S/m;  $\epsilon_r = 33.7$ ;  $\rho = 1000$  kg/m<sup>3</sup>

Phantom section: Flat Section

Measurement Standard: DASY5 (IEEE/IEC/ANSI C63.19-2011)

DASY52 Configuration:

- Probe: EX3DV4 - SN3503; ConvF(5.42, 5.42, 5.42); Calibrated: 30.06.2016; ConvF(4.89, 4.89, 4.89); Calibrated: 30.06.2016, ConvF(4.85, 4.85, 4.85); Calibrated: 30.06.2016,
- Sensor-Surface: 1.4mm (Mechanical Surface Detection)
- Electronics: DAE4 Sn601; Calibrated: 30.12.2015
- Phantom: Flat Phantom 5.0 (front); Type: QD000P50AA; Serial: 1001
- DASY52 52.8.8(1258); SEMCAD X 14.6.10(7372)

**Dipole Calibration for Head Tissue/Pin=100mW, dist=10mm, f=5250 MHz/Zoom Scan, dist=1.4mm (8x8x7)/Cube 0:** Measurement grid: dx=4mm, dy=4mm, dz=1.4mm

Reference Value = 74.10 V/m; Power Drift = -0.03 dB

Peak SAR (extrapolated) = 29.5 W/kg

**SAR(1 g) = 8 W/kg; SAR(10 g) = 2.3 W/kg**

Maximum value of SAR (measured) = 18.3 W/kg

**Dipole Calibration for Head Tissue/Pin=100mW, dist=10mm, f=5600 MHz/Zoom Scan, dist=1.4mm (8x8x7)/Cube 0:** Measurement grid: dx=4mm, dy=4mm, dz=1.4mm

Reference Value = 73.55 V/m; Power Drift = -0.01 dB

Peak SAR (extrapolated) = 32.9 W/kg

**SAR(1 g) = 8.43 W/kg; SAR(10 g) = 2.42 W/kg**

Maximum value of SAR (measured) = 19.7 W/kg


**Dipole Calibration for Head Tissue/Pin=100mW, dist=10mm, f=5750 MHz/Zoom Scan, dist=1.4mm (8x8x7)/Cube 0:** Measurement grid: dx=4mm, dy=4mm, dz=1.4mm

Reference Value = 72.23 V/m; Power Drift = -0.01 dB

Peak SAR (extrapolated) = 33.6 W/kg

**SAR(1 g) = 8.25 W/kg; SAR(10 g) = 2.35 W/kg**

Maximum value of SAR (measured) = 18.3 W/kg



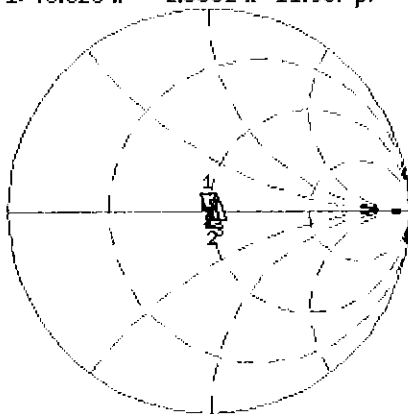
0 dB = 18.3 W/kg = 12.62 dBW/kg

# Impedance Measurement Plot for Head TSL

2 Aug 2016 08:52:20

CH1 S11 1 U FS 1: 48.623  $\Omega$  -2.5332  $\Omega$  11.967 pF 5 250.000 000 MHz

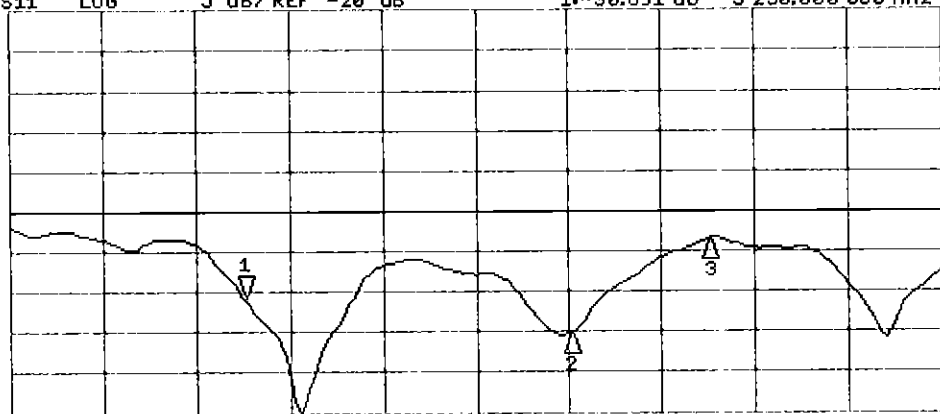
\*  
De1  
Cor  
Avg  
16  
H1d



CH1 Markers  
2: 50.867  $\Omega$   
1.4961  $\Omega$   
5.60000 GHz  
3: 53.785  $\Omega$   
5.8164  $\Omega$   
5.75000 GHz

CH2 S11 LOG 5 dB/REF -20 dB 1: -30.691 dB 5 250.000 000 MHz

Cor  
Avg  
16  
H1d



CH2 Markers  
2: -35.297 dB  
5.60000 GHz  
3: -23.501 dB  
5.75000 GHz

START 5 000.000 000 MHz

STOP 6 000.000 000 MHz

## DASY5 Validation Report for Body TSL

Date: 02.08.2016

Test Laboratory: SPEAG, Zurich, Switzerland

**DUT: Dipole D5GHzV2; Type: D5GHzV2; Serial: D5GHzV2 - SN:1237**

Communication System: UID 0 - CW; Frequency: 5250 MHz, Frequency: 5600 MHz, Frequency: 5750 MHz

Medium parameters used:  $f = 5250$  MHz;  $\sigma = 5.42$  S/m;  $\epsilon_r = 47.1$ ;  $\rho = 1000$  kg/m<sup>3</sup>

Medium parameters used:  $f = 5600$  MHz;  $\sigma = 5.88$  S/m;  $\epsilon_r = 46.5$ ;  $\rho = 1000$  kg/m<sup>3</sup>

Medium parameters used:  $f = 5750$  MHz;  $\sigma = 6.11$  S/m;  $\epsilon_r = 46.2$ ;  $\rho = 1000$  kg/m<sup>3</sup>

Phantom section: Flat Section

Measurement Standard: DASY5 (IEEE/IEC/ANSI C63.19-2011)

DASY52 Configuration:

- Probe: EX3DV4 - SN3503; ConvF(4.85, 4.85, 4.85); Calibrated: 30.06.2016, ConvF(4.35, 4.35, 4.35); Calibrated: 30.06.2016, ConvF(4.3, 4.3, 4.3); Calibrated: 30.06.2016;
- Sensor-Surface: 1.4mm (Mechanical Surface Detection)
- Electronics: DAB4 Sn601; Calibrated: 30.12.2015
- Phantom: Flat Phantom 5.0 (back); Type: QD000P50AA; Serial: 1002
- DASY52 52.8.8(1222); SEMCAD X 14.6.10(7372)

**Dipole Calibration for Body Tissue/Pin=100mW, dist=10mm, f=5250 MHz/Zoom Scan, dist=1.4mm (8x8x7)/Cube 0:** Measurement grid: dx=4mm, dy=4mm, dz=1.4mm

Reference Value = 67.19 V/m; Power Drift = -0.04 dB

Peak SAR (extrapolated) = 28.4 W/kg

**SAR(1 g) = 7.54 W/kg; SAR(10 g) = 2.12 W/kg**

Maximum value of SAR (measured) = 17.3 W/kg

**Dipole Calibration for Body Tissue/Pin=100mW, dist=10mm, f=5600 MHz/Zoom Scan, dist=1.4mm (8x8x7)/Cube 0:** Measurement grid: dx=4mm, dy=4mm, dz=1.4mm

Reference Value = 66.80 V/m; Power Drift = -0.06 dB

Peak SAR (extrapolated) = 31.9 W/kg

**SAR(1 g) = 7.76 W/kg; SAR(10 g) = 2.17 W/kg**

Maximum value of SAR (measured) = 18.3 W/kg

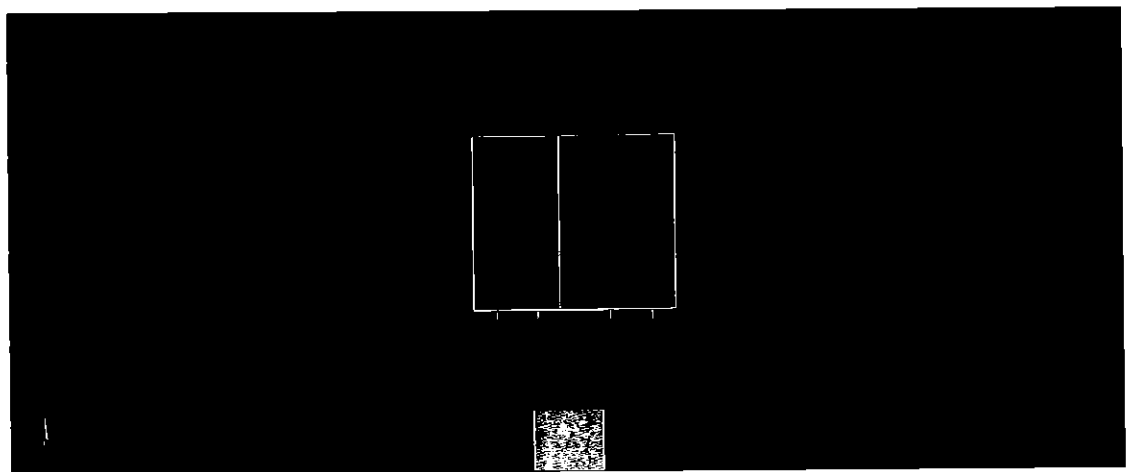
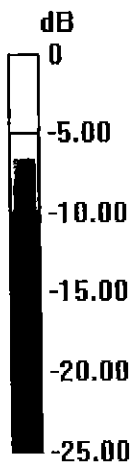
**Dipole Calibration for Body Tissue/Pin=100mW, dist=10mm, f=5750 MHz/Zoom Scan, dist=1.4mm (8x8x7)/Cube 0:** Measurement grid: dx=4mm, dy=4mm, dz=1.4mm

Reference Value = 65.31 V/m; Power Drift = -0.09 dB

Peak SAR (extrapolated) = 32.6 W/kg

**SAR(1 g) = 7.6 W/kg; SAR(10 g) = 2.11 W/kg**

Maximum value of SAR (measured) = 18.4 W/kg



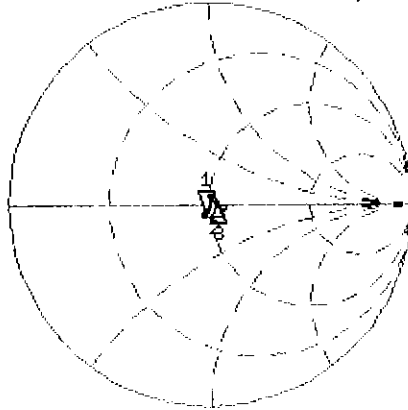
0 dB = 17.3 W/kg = 12.38 dBW/kg

# Impedance Measurement Plot for Body TSL

2 Aug 2016 08:49:13

CH1 S11 1 U FS 1: 46.998  $\Omega$  -3.8984  $\Omega$  7.7763 pF 5 250.000 000 MHz

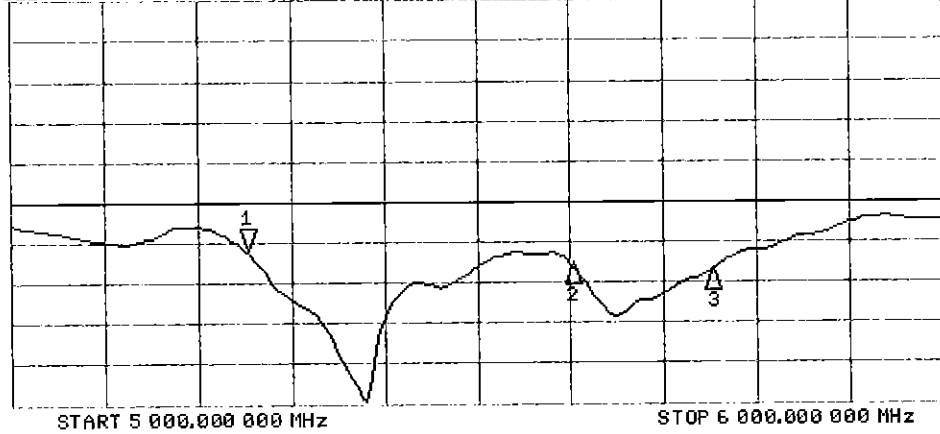
\*  
Del  
Cor  
Avg  
16  
H1d



CH1 Markers  
2: 51.525  $\Omega$   
3.8945  $\Omega$   
5.60000 GHz  
3: 53.848  $\Omega$   
0.2930  $\Omega$   
5.75000 GHz

CH2 S11 LOG 5 dB/REF -20 dB 1:-25.900 dB 5 250.000 000 MHz

Cor  
Avg  
16  
H1d



CH2 Markers  
2:-27.699 dB  
5.60000 GHz  
3:-28.596 dB  
5.75000 GHz

START 5 000.000 000 MHz

STOP 6 000.000 000 MHz



Accredited by the Swiss Accreditation Service (SAS)  
The Swiss Accreditation Service is one of the signatories to the EA  
Multilateral Agreement for the recognition of calibration certificates

Accreditation No.: **SCS 0108**

Client **PC Test**

Certificate No: **EX3-7409\_May16**

**CALIBRATION CERTIFICATE**

Object **EX3DV4 - SN:7409**

Calibration procedure(s) **QA CAL-01.v9, QA CAL-23.v5, QA CAL-25.v6**  
**Calibration procedure for dosimetric E-field probes**

Calibration date: **May 17, 2016**

This calibration certificate documents the traceability to national standards, which realize the physical units of measurements (SI).  
The measurements and the uncertainties with confidence probability are given on the following pages and are part of the certificate.

All calibrations have been conducted in the closed laboratory facility: environment temperature (22 ± 3)°C and humidity < 70%.

Calibration Equipment used (M&TE critical for calibration)

*BN ✓  
05/23/16*

Primary Standards	ID	Cal Date (Certificate No.)	Scheduled Calibration
Power meter NRP	SN: 104778	06-Apr-16 (No. 217-02288/02289)	Apr-17
Power sensor NRP-Z91	SN: 103244	06-Apr-16 (No. 217-02288)	Apr-17
Power sensor NRP-Z91	SN: 103245	06-Apr-16 (No. 217-02289)	Apr-17
Reference 20 dB Attenuator	SN: S5277 (20x)	05-Apr-16 (No. 217-02293)	Apr-17
Reference Probe ES3DV2	SN: 3013	31-Dec-15 (No. ES3-3013_Dec15)	Dec-16
DAE4	SN: 660	23-Dec-15 (No. DAE4-660_Dec15)	Dec-16
Secondary Standards	ID	Check Date (in house)	Scheduled Check
Power meter E4419B	SN: GB41293874	06-Apr-16 (No. 217-02285/02284)	In house check: Jun-16
Power sensor E4412A	SN: MY41498087	06-Apr-16 (No. 217-02285)	In house check: Jun-16
Power sensor E4412A	SN: 000110210	06-Apr-16 (No. 217-02284)	In house check: Jun-16
RF generator HP 8648C	SN: US3642U01700	04-Aug-99 (in house check Apr-13)	In house check: Jun-16
Network Analyzer HP 8753E	SN: US37390585	18-Oct-01 (in house check Oct-15)	In house check: Oct-16

Calibrated by:	Name <b>Michael Weber</b>	Function <b>Laboratory Technician</b>	Signature <i>M. Weber</i>
Approved by:	Name <b>Katja Pokovic</b>	Function <b>Technical Manager</b>	Signature <i>Katja Pokovic</i>
			Issued: May 18, 2016

This calibration certificate shall not be reproduced except in full without written approval of the laboratory.



Accredited by the Swiss Accreditation Service (SAS)

Accreditation No.: **SCS 0108**

The Swiss Accreditation Service is one of the signatories to the EA Multilateral Agreement for the recognition of calibration certificates

**Glossary:**

TSL	tissue simulating liquid
NORM <sub>x,y,z</sub>	sensitivity in free space
ConvF	sensitivity in TSL / NORM <sub>x,y,z</sub>
DCP	diode compression point
CF	crest factor (1/duty_cycle) of the RF signal
A, B, C, D	modulation dependent linearization parameters
Polarization $\varphi$	$\varphi$ rotation around probe axis
Polarization $\vartheta$	$\vartheta$ rotation around an axis that is in the plane normal to probe axis (at measurement center), i.e., $\vartheta = 0$ is normal to probe axis
Connector Angle	information used in DASY system to align probe sensor X to the robot coordinate system

**Calibration is Performed According to the Following Standards:**

- a) IEEE Std 1528-2013, "IEEE Recommended Practice for Determining the Peak Spatial-Averaged Specific Absorption Rate (SAR) in the Human Head from Wireless Communications Devices: Measurement Techniques", June 2013
- b) IEC 62209-1, "Procedure to measure the Specific Absorption Rate (SAR) for hand-held devices used in close proximity to the ear (frequency range of 300 MHz to 3 GHz)", February 2005
- c) IEC 62209-2, "Procedure to determine the Specific Absorption Rate (SAR) for wireless communication devices used in close proximity to the human body (frequency range of 30 MHz to 6 GHz)", March 2010
- d) KDB 865664, "SAR Measurement Requirements for 100 MHz to 6 GHz"

**Methods Applied and Interpretation of Parameters:**

- *NORM<sub>x,y,z</sub>*: Assessed for E-field polarization  $\vartheta = 0$  ( $f \leq 900$  MHz in TEM-cell;  $f > 1800$  MHz: R22 waveguide). *NORM<sub>x,y,z</sub>* are only intermediate values, i.e., the uncertainties of *NORM<sub>x,y,z</sub>* does not affect the  $E^2$ -field uncertainty inside TSL (see below *ConvF*).
- *NORM(f)<sub>x,y,z</sub>* = *NORM<sub>x,y,z</sub>* \* *frequency\_response* (see Frequency Response Chart). This linearization is implemented in DASY4 software versions later than 4.2. The uncertainty of the frequency response is included in the stated uncertainty of *ConvF*.
- *DCP<sub>x,y,z</sub>*: DCP are numerical linearization parameters assessed based on the data of power sweep with CW signal (no uncertainty required). DCP does not depend on frequency nor media.
- *PAR*: PAR is the Peak to Average Ratio that is not calibrated but determined based on the signal characteristics
- *A<sub>x,y,z</sub>; B<sub>x,y,z</sub>; C<sub>x,y,z</sub>; D<sub>x,y,z</sub>; VR<sub>x,y,z</sub>; A, B, C, D* are numerical linearization parameters assessed based on the data of power sweep for specific modulation signal. The parameters do not depend on frequency nor media. *VR* is the maximum calibration range expressed in RMS voltage across the diode.
- *ConvF and Boundary Effect Parameters*: Assessed in flat phantom using E-field (or Temperature Transfer Standard for  $f \leq 800$  MHz) and inside waveguide using analytical field distributions based on power measurements for  $f > 800$  MHz. The same setups are used for assessment of the parameters applied for boundary compensation (alpha, depth) of which typical uncertainty values are given. These parameters are used in DASY4 software to improve probe accuracy close to the boundary. The sensitivity in TSL corresponds to *NORM<sub>x,y,z</sub>* \* *ConvF* whereby the uncertainty corresponds to that given for *ConvF*. A frequency dependent *ConvF* is used in DASY version 4.4 and higher which allows extending the validity from  $\pm 50$  MHz to  $\pm 100$  MHz.
- *Spherical isotropy (3D deviation from isotropy)*: in a field of low gradients realized using a flat phantom exposed by a patch antenna.
- *Sensor Offset*: The sensor offset corresponds to the offset of virtual measurement center from the probe tip (on probe axis). No tolerance required.
- *Connector Angle*: The angle is assessed using the information gained by determining the *NORM<sub>x</sub>* (no uncertainty required).

# Probe EX3DV4

## SN:7409

Manufactured: November 24, 2015  
Calibrated: May 17, 2016

Calibrated for DASY/EASY Systems  
(Note: non-compatible with DASY2 system!)

## DASY/EASY - Parameters of Probe: EX3DV4 - SN:7409

### Basic Calibration Parameters

	Sensor X	Sensor Y	Sensor Z	Unc (k=2)
Norm ( $\mu\text{V}/(\text{V}/\text{m})^2$ ) <sup>A</sup>	0.39	0.34	0.39	$\pm 10.1 \%$
DCP (mV) <sup>B</sup>	106.3	102.2	99.4	

### Modulation Calibration Parameters

UID	Communication System Name		A dB	B dB $\sqrt{\mu\text{V}}$	C	D dB	VR mV	Unc <sup>F</sup> (k=2)
0	CW	X	0.0	0.0	1.0	0.00	141.2	$\pm 3.3 \%$
		Y	0.0	0.0	1.0		127.3	
		Z	0.0	0.0	1.0		131.8	
10010- CAA	SAR Validation (Square, 100ms, 10ms)	X	0.39	53.8	5.5	10.00	42.5	$\pm 1.2 \%$
		Y	0.55	54.7	5.9		41.8	
		Z	0.85	58.7	9.1		41.6	
10012- CAB	IEEE 802.11b WiFi 2.4 GHz (DSSS, 1 Mbps)	X	3.55	75.3	22.2	1.87	149.7	$\pm 0.7 \%$
		Y	3.32	72.6	21.0		139.7	
		Z	2.84	68.8	19.0		144.7	
10100- CAB	LTE-FDD (SC-FDMA, 100% RB, 20 MHz, QPSK)	X	5.98	66.6	19.3	5.67	113.6	$\pm 0.9 \%$
		Y	6.17	66.7	19.4		107.1	
		Z	6.13	66.1	18.8		110.9	
10103- CAB	LTE-TDD (SC-FDMA, 100% RB, 20 MHz, QPSK)	X	6.59	66.2	21.1	9.29	123.5	$\pm 1.4 \%$
		Y	7.27	67.9	22.1		121.1	
		Z	7.01	66.4	21.1		119.9	
10108- CAC	LTE-FDD (SC-FDMA, 100% RB, 10 MHz, QPSK)	X	5.72	66.1	19.2	5.80	111.4	$\pm 1.2 \%$
		Y	6.34	67.6	20.0		149.2	
		Z	6.02	65.9	19.0		109.0	
10151- CAB	LTE-TDD (SC-FDMA, 50% RB, 20 MHz, QPSK)	X	6.27	66.1	21.2	9.28	116.8	$\pm 1.4 \%$
		Y	6.89	67.6	22.1		114.7	
		Z	6.69	66.0	21.0		116.4	
10154- CAC	LTE-FDD (SC-FDMA, 50% RB, 10 MHz, QPSK)	X	5.37	65.9	19.1	5.75	107.3	$\pm 1.2 \%$
		Y	5.98	67.2	19.9		143.3	
		Z	6.01	66.7	19.4		149.2	
10160- CAB	LTE-FDD (SC-FDMA, 50% RB, 15 MHz, QPSK)	X	5.76	66.2	19.2	5.82	109.5	$\pm 1.2 \%$
		Y	6.43	67.6	20.0		148.3	
		Z	6.05	65.6	18.7		107.5	
10169- CAB	LTE-FDD (SC-FDMA, 1 RB, 20 MHz, QPSK)	X	4.24	65.6	19.3	5.73	127.4	$\pm 0.9 \%$
		Y	4.54	66.4	19.8		120.4	
		Z	4.62	65.9	19.3		123.8	
10172- CAB	LTE-TDD (SC-FDMA, 1 RB, 20 MHz, QPSK)	X	4.91	68.0	22.7	9.21	126.7	$\pm 1.4 \%$
		Y	5.24	68.8	23.3		124.0	
		Z	5.35	68.1	22.5		125.0	
10175- CAC	LTE-FDD (SC-FDMA, 1 RB, 10 MHz, QPSK)	X	4.27	65.8	19.4	5.72	128.9	$\pm 0.9 \%$
		Y	4.52	66.2	19.7		121.2	
		Z	4.63	65.9	19.3		125.2	

10181-CAB	LTE-FDD (SC-FDMA, 1 RB, 15 MHz, QPSK)	X	4.26	65.7	19.4	5.72	125.9	±0.9 %
		Y	4.47	66.0	19.5		120.6	
		Z	4.60	65.7	19.2		123.0	
10237-CAB	LTE-TDD (SC-FDMA, 1 RB, 10 MHz, QPSK)	X	4.89	67.9	22.6	9.21	125.9	±1.7 %
		Y	5.26	69.0	23.4		123.8	
		Z	5.32	67.8	22.3		124.3	
10252-CAB	LTE-TDD (SC-FDMA, 50% RB, 10 MHz, QPSK)	X	6.04	66.8	21.7	9.24	149.2	±1.4 %
		Y	6.64	68.1	22.6		148.9	
		Z	6.48	66.5	21.4		147.5	
10267-CAB	LTE-TDD (SC-FDMA, 100% RB, 10 MHz, QPSK)	X	6.27	66.1	21.2	9.30	119.1	±1.4 %
		Y	6.88	67.4	22.0		115.9	
		Z	6.73	66.1	21.1		117.6	
10297-AAA	LTE-FDD (SC-FDMA, 50% RB, 20 MHz, QPSK)	X	5.71	66.0	19.2	5.81	110.7	±0.9 %
		Y	6.41	67.8	20.2		149.8	
		Z	5.98	65.7	18.9		107.9	
10311-AAA	LTE-FDD (SC-FDMA, 100% RB, 15 MHz, QPSK)	X	6.23	66.3	19.4	6.06	112.8	±0.9 %
		Y	6.51	66.6	19.5		107.4	
		Z	6.49	66.1	19.0		109.4	

The reported uncertainty of measurement is stated as the standard uncertainty of measurement multiplied by the coverage factor  $k=2$ , which for a normal distribution corresponds to a coverage probability of approximately 95%.

<sup>A</sup> The uncertainties of Norm X,Y,Z do not affect the  $E^2$ -field uncertainty inside TSL. (see Pages 6 and 7).

<sup>B</sup> Numerical linearization parameter: uncertainty not required.

<sup>E</sup> Uncertainty is determined using the max. deviation from linear response applying rectangular distribution and is expressed for the square of the field value.

## DASY/EASY - Parameters of Probe: EX3DV4 - SN:7409

### Calibration Parameter Determined in Head Tissue Simulating Media

f (MHz) <sup>C</sup>	Relative Permittivity <sup>F</sup>	Conductivity (S/m) <sup>F</sup>	ConvF X	ConvF Y	ConvF Z	Alpha <sup>G</sup>	Depth <sup>G</sup> (mm)	Unc (k=2)
750	41.9	0.89	10.73	10.73	10.73	0.62	0.83	± 12.0 %
835	41.5	0.90	10.04	10.04	10.04	0.45	0.93	± 12.0 %
1750	40.1	1.37	8.05	8.05	8.05	0.38	0.80	± 12.0 %
1900	40.0	1.40	7.69	7.69	7.69	0.41	0.80	± 12.0 %
2300	39.5	1.67	7.22	7.22	7.22	0.25	0.92	± 12.0 %
2450	39.2	1.80	6.90	6.90	6.90	0.30	0.93	± 12.0 %
2600	39.0	1.96	6.77	6.77	6.77	0.32	0.83	± 12.0 %

<sup>C</sup> Frequency validity above 300 MHz of ± 100 MHz only applies for DASY v4.4 and higher (see Page 2), else it is restricted to ± 50 MHz. The uncertainty is the RSS of the ConvF uncertainty at calibration frequency and the uncertainty for the indicated frequency band. Frequency validity below 300 MHz is ± 10, 25, 40, 50 and 70 MHz for ConvF assessments at 30, 64, 128, 150 and 220 MHz respectively. Above 5 GHz frequency validity can be extended to ± 110 MHz.

<sup>F</sup> At frequencies below 3 GHz, the validity of tissue parameters ( $\epsilon$  and  $\sigma$ ) can be relaxed to ± 10% if liquid compensation formula is applied to measured SAR values. At frequencies above 3 GHz, the validity of tissue parameters ( $\epsilon$  and  $\sigma$ ) is restricted to ± 5%. The uncertainty is the RSS of the ConvF uncertainty for indicated target tissue parameters.

<sup>G</sup> Alpha/Depth are determined during calibration. SPEAG warrants that the remaining deviation due to the boundary effect after compensation is always less than ± 1% for frequencies below 3 GHz and below ± 2% for frequencies between 3-6 GHz at any distance larger than half the probe lip diameter from the boundary.

## DASY/EASY - Parameters of Probe: EX3DV4 - SN:7409

### Calibration Parameter Determined in Body Tissue Simulating Media

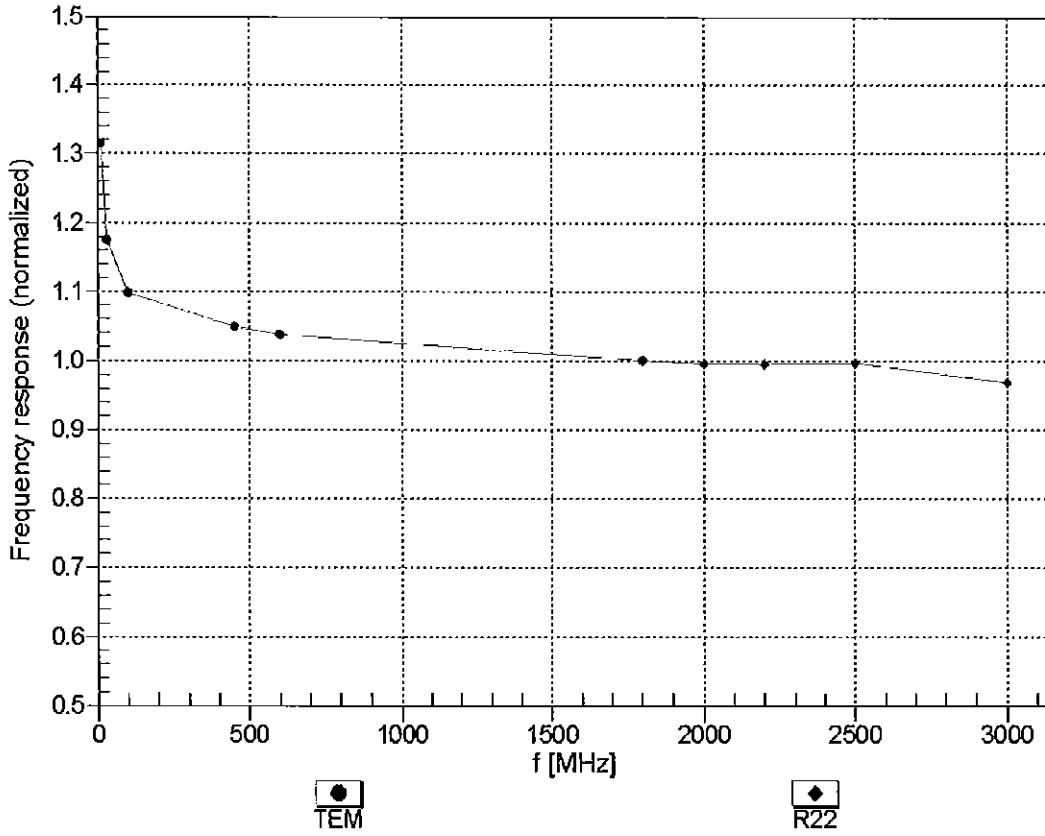
f (MHz) <sup>C</sup>	Relative Permittivity <sup>F</sup>	Conductivity (S/m) <sup>F</sup>	ConvF X	ConvF Y	ConvF Z	Alpha <sup>G</sup>	Depth <sup>G</sup> (mm)	Unc (k=2)
750	55.5	0.96	9.46	9.46	9.46	0.52	0.80	± 12.0 %
835	55.2	0.97	9.33	9.33	9.33	0.34	1.04	± 12.0 %
1750	53.4	1.49	7.72	7.72	7.72	0.44	0.80	± 12.0 %
1900	53.3	1.52	7.47	7.47	7.47	0.43	0.80	± 12.0 %
2300	52.9	1.81	7.22	7.22	7.22	0.36	0.85	± 12.0 %
2450	52.7	1.95	7.10	7.10	7.10	0.39	0.80	± 12.0 %
2600	52.5	2.16	6.83	6.83	6.83	0.39	0.86	± 12.0 %

<sup>C</sup> Frequency validity above 300 MHz of ± 100 MHz only applies for DASY v4.4 and higher (see Page 2), else it is restricted to ± 50 MHz. The uncertainty is the RSS of the ConvF uncertainty at calibration frequency and the uncertainty for the indicated frequency band. Frequency validity below 300 MHz is ± 10, 25, 40, 50 and 70 MHz for ConvF assessments at 30, 64, 128, 150 and 220 MHz respectively. Above 5 GHz frequency validity can be extended to ± 110 MHz.

<sup>F</sup> At frequencies below 3 GHz, the validity of tissue parameters ( $\epsilon$  and  $\sigma$ ) can be relaxed to ± 10% if liquid compensation formula is applied to measured SAR values. At frequencies above 3 GHz, the validity of tissue parameters ( $\epsilon$  and  $\sigma$ ) is restricted to ± 5%. The uncertainty is the RSS of the ConvF uncertainty for indicated target tissue parameters.

<sup>G</sup> Alpha/Depth are determined during calibration. SPEAG warrants that the remaining deviation due to the boundary effect after compensation is always less than ± 1% for frequencies below 3 GHz and below ± 2% for frequencies between 3-6 GHz at any distance larger than half the probe tip diameter from the boundary.

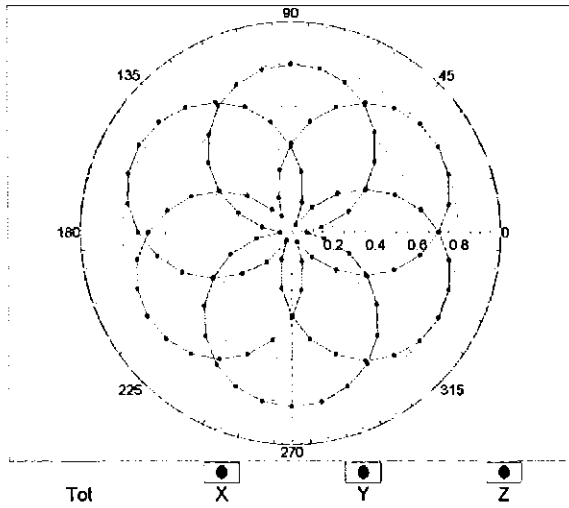
### Frequency Response of E-Field (TEM-Cell:ifi110 EXX, Waveguide: R22)



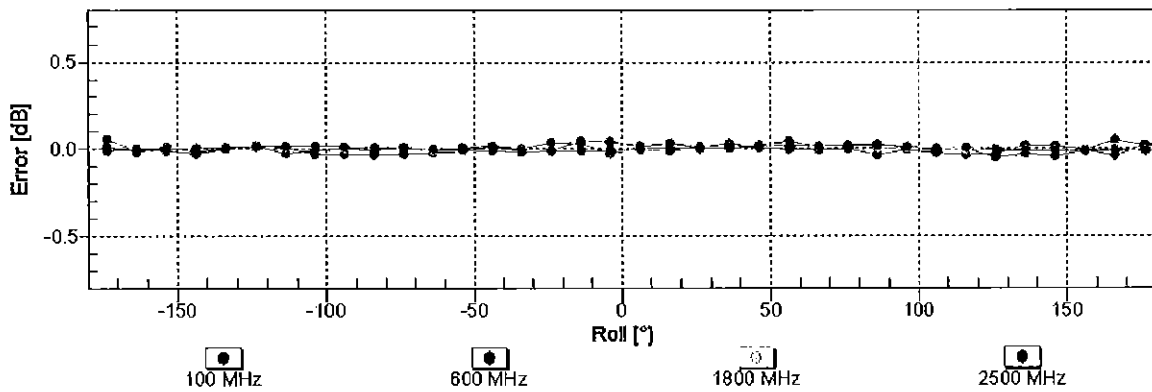
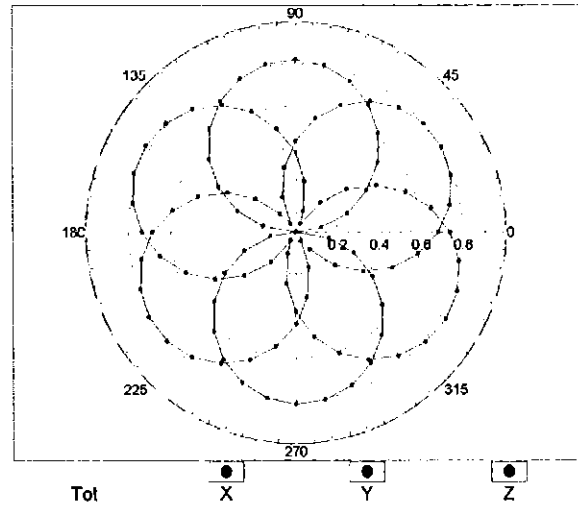
Uncertainty of Frequency Response of E-field:  $\pm 6.3\%$  (k=2)

## Receiving Pattern ( $\phi$ ), $\theta = 0^\circ$

f=600 MHz,TEM

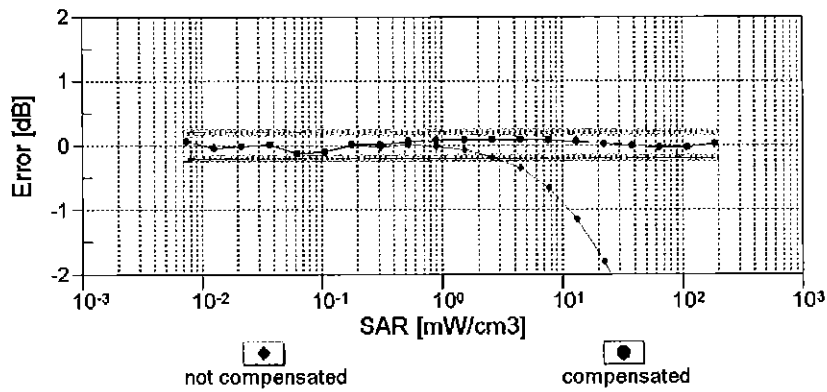
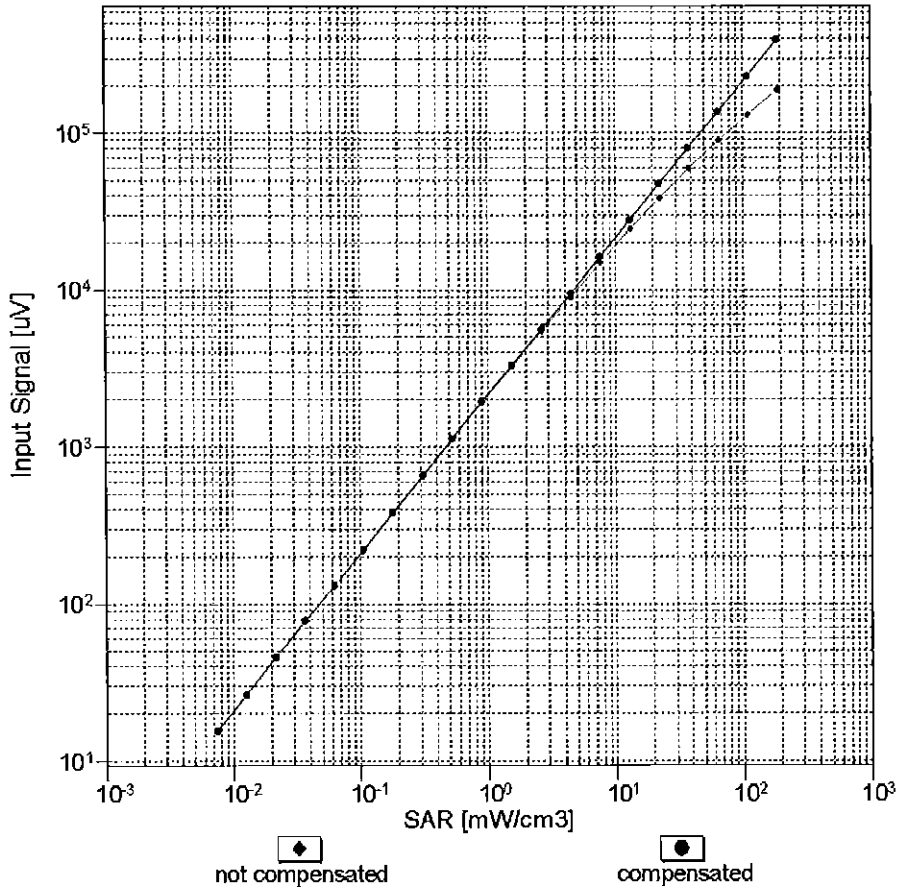


f=1800 MHz,R22



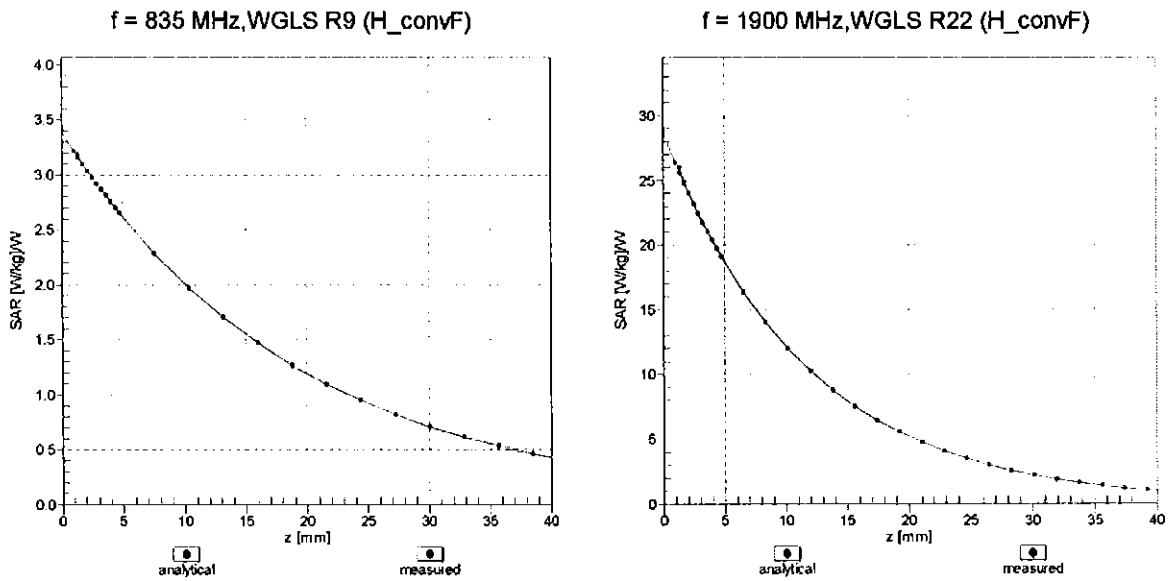
Uncertainty of Axial Isotropy Assessment:  $\pm 0.5\%$  (k=2)

### Dynamic Range f(SAR<sub>head</sub>) (TEM cell , f<sub>eval</sub>= 1900 MHz)

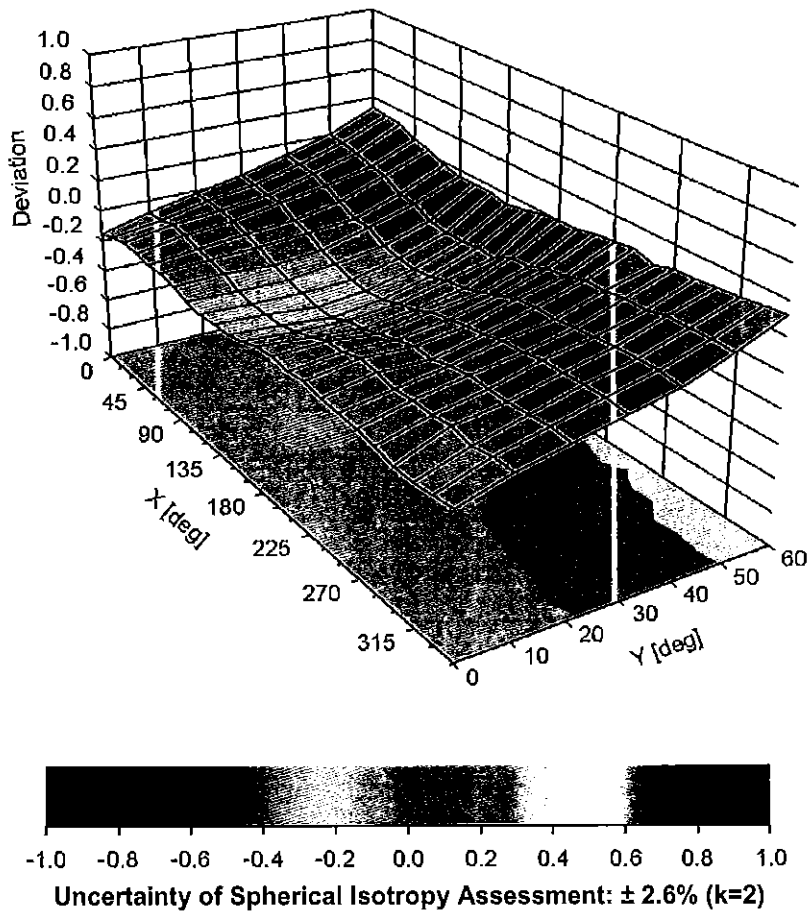


Uncertainty of Linearity Assessment: ± 0.6% (k=2)

# Conversion Factor Assessment



## Deviation from Isotropy in Liquid Error ( $\phi, \vartheta$ ), f = 900 MHz



**DASY/EASY - Parameters of Probe: EX3DV4 - SN:7409****Other Probe Parameters**

Sensor Arrangement	Triangular
Connector Angle (°)	36.2
Mechanical Surface Detection Mode	enabled
Optical Surface Detection Mode	disabled
Probe Overall Length	337 mm
Probe Body Diameter	10 mm
Tip Length	9 mm
Tip Diameter	2.5 mm
Probe Tip to Sensor X Calibration Point	1 mm
Probe Tip to Sensor Y Calibration Point	1 mm
Probe Tip to Sensor Z Calibration Point	1 mm
Recommended Measurement Distance from Surface	1.4 mm



Accredited by the Swiss Accreditation Service (SAS)  
 The Swiss Accreditation Service is one of the signatories to the EA  
 Multilateral Agreement for the recognition of calibration certificates

Accreditation No.: **SCS 0108**

Client **PC Test**

Certificate No: **ES3-3319\_Mar16**

**CALIBRATION CERTIFICATE**

Object **ES3DV3 - SN:3319**

Calibration procedure(s) **QA CAL-01.v9, QA CAL-23.v5, QA CAL-25.v6  
 Calibration procedure for dosimetric E-field probes**

Calibration date: **March 18, 2016**

*BN  
 03/18/2016*

This calibration certificate documents the traceability to national standards, which realize the physical units of measurements (SI).  
 The measurements and the uncertainties with confidence probability are given on the following pages and are part of the certificate.

All calibrations have been conducted in the closed laboratory facility: environment temperature (22 ± 3)°C and humidity < 70%.

Calibration Equipment used (M&TE critical for calibration)

Primary Standards	ID	Cal Date (Certificate No.)	Scheduled Calibration
Power meter E4419B	GB41293874	01-Apr-15 (No. 217-02128)	Mar-16
Power sensor E4412A	MY41498087	01-Apr-15 (No. 217-02128)	Mar-16
Reference 3 dB Attenuator	SN: S5054 (3c)	01-Apr-15 (No. 217-02129)	Mar-16
Reference 20 dB Attenuator	SN: S5277 (20x)	01-Apr-15 (No. 217-02132)	Mar-16
Reference 30 dB Attenuator	SN: S5129 (30b)	01-Apr-15 (No. 217-02133)	Mar-16
Reference Probe ES3DV2	SN: 3013	31-Dec-15 (No. ES3-3013_Dec15)	Dec-16
DAE4	SN: 660	23-Dec-15 (No. DAE4-660_Dec15)	Dec-16
Secondary Standards	ID	Check Date (in house)	Scheduled Check
RF generator HP 8648C	US3642U01700	4-Aug-99 (in house check Apr-13)	In house check: Apr-16
Network Analyzer HP 8753E	US37390585	18-Oct-01 (in house check Oct-15)	In house check: Oct-16

	Name	Function	Signature
Calibrated by:	Leif Klysner	Laboratory Technician	<i>Leif Klysner</i>
Approved by:	Katja Pokovic	Technical Manager	<i>Katja Pokovic</i>

Issued: March 21, 2016

This calibration certificate shall not be reproduced except in full without written approval of the laboratory.



Accredited by the Swiss Accreditation Service (SAS)

Accreditation No.: **SCS 0108**

The Swiss Accreditation Service is one of the signatories to the EA Multilateral Agreement for the recognition of calibration certificates

### Glossary:

TSL	tissue simulating liquid
NORM <sub>x,y,z</sub>	sensitivity in free space
ConvF	sensitivity in TSL / NORM <sub>x,y,z</sub>
DCP	diode compression point
CF	crest factor (1/duty_cycle) of the RF signal
A, B, C, D	modulation dependent linearization parameters
Polarization $\varphi$	$\varphi$ rotation around probe axis
Polarization $\vartheta$	$\vartheta$ rotation around an axis that is in the plane normal to probe axis (at measurement center), i.e., $\vartheta = 0$ is normal to probe axis
Connector Angle	information used in DASY system to align probe sensor X to the robot coordinate system

### Calibration is Performed According to the Following Standards:

- IEEE Std 1528-2013, "IEEE Recommended Practice for Determining the Peak Spatial-Averaged Specific Absorption Rate (SAR) in the Human Head from Wireless Communications Devices: Measurement Techniques", June 2013
- IEC 62209-1, "Procedure to measure the Specific Absorption Rate (SAR) for hand-held devices used in close proximity to the ear (frequency range of 300 MHz to 3 GHz)", February 2005
- IEC 62209-2, "Procedure to determine the Specific Absorption Rate (SAR) for wireless communication devices used in close proximity to the human body (frequency range of 30 MHz to 6 GHz)", March 2010
- KDB 865664, "SAR Measurement Requirements for 100 MHz to 6 GHz"

### Methods Applied and Interpretation of Parameters:

- NORM<sub>x,y,z</sub>**: Assessed for E-field polarization  $\vartheta = 0$  ( $f \leq 900$  MHz in TEM-cell;  $f > 1800$  MHz: R22 waveguide). NORM<sub>x,y,z</sub> are only intermediate values, i.e., the uncertainties of NORM<sub>x,y,z</sub> does not affect the E<sup>2</sup>-field uncertainty inside TSL (see below ConvF).
- NORM(f)<sub>x,y,z</sub>** = NORM<sub>x,y,z</sub> \* frequency\_response (see Frequency Response Chart). This linearization is implemented in DASY4 software versions later than 4.2. The uncertainty of the frequency response is included in the stated uncertainty of ConvF.
- DCP<sub>x,y,z</sub>**: DCP are numerical linearization parameters assessed based on the data of power sweep with CW signal (no uncertainty required). DCP does not depend on frequency nor media.
- PAR**: PAR is the Peak to Average Ratio that is not calibrated but determined based on the signal characteristics
- A<sub>x,y,z</sub>; B<sub>x,y,z</sub>; C<sub>x,y,z</sub>; D<sub>x,y,z</sub>; VR<sub>x,y,z</sub>**: A, B, C, D are numerical linearization parameters assessed based on the data of power sweep for specific modulation signal. The parameters do not depend on frequency nor media. VR is the maximum calibration range expressed in RMS voltage across the diode.
- ConvF and Boundary Effect Parameters**: Assessed in flat phantom using E-field (or Temperature Transfer Standard for  $f \leq 800$  MHz) and inside waveguide using analytical field distributions based on power measurements for  $f > 800$  MHz. The same setups are used for assessment of the parameters applied for boundary compensation (alpha, depth) of which typical uncertainty values are given. These parameters are used in DASY4 software to improve probe accuracy close to the boundary. The sensitivity in TSL corresponds to NORM<sub>x,y,z</sub> \* ConvF whereby the uncertainty corresponds to that given for ConvF. A frequency dependent ConvF is used in DASY version 4.4 and higher which allows extending the validity from  $\pm 50$  MHz to  $\pm 100$  MHz.
- Spherical isotropy (3D deviation from isotropy)**: in a field of low gradients realized using a flat phantom exposed by a patch antenna.
- Sensor Offset**: The sensor offset corresponds to the offset of virtual measurement center from the probe tip (on probe axis). No tolerance required.
- Connector Angle**: The angle is assessed using the information gained by determining the NORM<sub>x</sub> (no uncertainty required).

# Probe ES3DV3

## SN:3319

Manufactured: January 10, 2012  
Calibrated: March 18, 2016

Calibrated for DASY/EASY Systems  
(Note: non-compatible with DASY2 system!)

## DASY/EASY - Parameters of Probe: ES3DV3 - SN:3319

### Basic Calibration Parameters

	Sensor X	Sensor Y	Sensor Z	Unc (k=2)
Norm ( $\mu\text{V}/(\text{V}/\text{m})^2$ ) <sup>A</sup>	1.12	1.08	1.16	$\pm 10.1\%$
DCP (mV) <sup>B</sup>	104.1	104.5	103.7	

### Modulation Calibration Parameters

UID	Communication System Name		A dB	B dB $\sqrt{\mu\text{V}}$	C	D dB	VR mV	Unc <sup>E</sup> (k=2)
0	CW	X	0.0	0.0	1.0	0.00	203.1	$\pm 3.5\%$
		Y	0.0	0.0	1.0		203.8	
		Z	0.0	0.0	1.0		200.4	
10010- CAA	SAR Validation (Square, 100ms, 10ms)	X	2.29	60.1	11.2	10.00	42.0	$\pm 1.2\%$
		Y	1.95	58.7	10.4		42.0	
		Z	3.15	62.5	12.1		42.9	
10012- CAB	IEEE 802.11b WiFi 2.4 GHz (DSSS, 1 Mbps)	X	3.45	71.5	19.9	1.87	122.0	$\pm 0.5\%$
		Y	2.88	68.4	18.6		122.8	
		Z	3.35	70.8	19.5		120.5	
10100- CAB	LTE-FDD (SC-FDMA, 100% RB, 20 MHz, QPSK)	X	6.39	67.3	19.5	5.67	132.3	$\pm 1.2\%$
		Y	6.54	68.2	20.1		134.5	
		Z	6.40	67.4	19.6		130.2	
10103- CAB	LTE-TDD (SC-FDMA, 100% RB, 20 MHz, QPSK)	X	10.41	75.3	25.6	9.29	124.2	$\pm 2.2\%$
		Y	10.45	76.3	26.6		122.6	
		Z	10.82	75.9	25.8		124.8	
10108- CAC	LTE-FDD (SC-FDMA, 100% RB, 10 MHz, QPSK)	X	6.30	67.1	19.5	5.80	130.7	$\pm 1.2\%$
		Y	6.35	67.5	19.9		131.5	
		Z	6.33	67.1	19.6		128.5	
10151- CAB	LTE-TDD (SC-FDMA, 50% RB, 20 MHz, QPSK)	X	9.70	74.1	25.2	9.28	118.8	$\pm 2.2\%$
		Y	9.65	74.9	26.0		117.1	
		Z	10.15	75.0	25.5		119.2	
10154- CAC	LTE-FDD (SC-FDMA, 50% RB, 10 MHz, QPSK)	X	6.00	66.6	19.3	5.75	127.4	$\pm 1.2\%$
		Y	6.01	66.9	19.6		128.9	
		Z	6.02	66.6	19.3		125.6	
10160- CAB	LTE-FDD (SC-FDMA, 50% RB, 15 MHz, QPSK)	X	6.45	67.2	19.6	5.82	132.2	$\pm 1.2\%$
		Y	6.47	67.5	19.9		133.5	
		Z	6.45	67.1	19.5		130.0	
10169- CAB	LTE-FDD (SC-FDMA, 1 RB, 20 MHz, QPSK)	X	4.76	65.7	19.0	5.73	110.8	$\pm 0.9\%$
		Y	4.80	66.3	19.5		112.0	
		Z	4.84	65.9	19.1		109.2	
10172- CAB	LTE-TDD (SC-FDMA, 1 RB, 20 MHz, QPSK)	X	8.98	78.7	27.7	9.21	132.0	$\pm 2.5\%$
		Y	9.71	82.4	30.0		132.2	
		Z	9.79	80.4	28.4		133.4	
10175- CAC	LTE-FDD (SC-FDMA, 1 RB, 10 MHz, QPSK)	X	4.76	65.6	19.0	5.72	109.8	$\pm 0.9\%$
		Y	4.76	66.1	19.4		111.4	
		Z	4.83	65.8	19.1		108.9	

10181-CAB	LTE-FDD (SC-FDMA, 1 RB, 15 MHz, QPSK)	X	4.77	65.7	19.1	5.72	109.2	±0.9 %
		Y	4.78	66.2	19.4		111.9	
		Z	5.24	67.7	20.2		149.0	
10237-CAB	LTE-TDD (SC-FDMA, 1 RB, 10 MHz, QPSK)	X	8.93	78.5	27.6	9.21	131.4	±2.5 %
		Y	9.48	81.7	29.7		131.7	
		Z	9.69	80.3	28.3		131.6	
10252-CAB	LTE-TDD (SC-FDMA, 50% RB, 10 MHz, QPSK)	X	8.94	73.0	24.7	9.24	111.2	±2.2 %
		Y	9.05	74.3	25.9		111.8	
		Z	9.29	73.6	24.9		111.3	
10267-CAB	LTE-TDD (SC-FDMA, 100% RB, 10 MHz, QPSK)	X	9.62	73.9	25.1	9.30	117.4	±2.2 %
		Y	9.73	75.1	26.1		118.2	
		Z	10.08	74.8	25.5		118.2	
10297-AAA	LTE-FDD (SC-FDMA, 50% RB, 20 MHz, QPSK)	X	6.31	67.1	19.6	5.81	128.6	±1.2 %
		Y	6.39	67.6	20.0		132.2	
		Z	6.33	67.1	19.6		127.2	
10311-AAA	LTE-FDD (SC-FDMA, 100% RB, 15 MHz, QPSK)	X	6.87	67.6	19.9	6.06	132.8	±1.4 %
		Y	6.96	68.2	20.3		137.0	
		Z	6.88	67.6	19.9		131.3	

The reported uncertainty of measurement is stated as the standard uncertainty of measurement multiplied by the coverage factor  $k=2$ , which for a normal distribution corresponds to a coverage probability of approximately 95%.

<sup>A</sup> The uncertainties of Norm X,Y,Z do not affect the  $E^2$ -field uncertainty inside TSL (see Pages 6 and 7).

<sup>B</sup> Numerical linearization parameter: uncertainty not required.

<sup>E</sup> Uncertainty is determined using the max. deviation from linear response applying rectangular distribution and is expressed for the square of the field value.

## DASY/EASY - Parameters of Probe: ES3DV3 - SN:3319

### Calibration Parameter Determined in Head Tissue Simulating Media

f (MHz) <sup>C</sup>	Relative Permittivity <sup>F</sup>	Conductivity (S/m) <sup>F</sup>	ConvF X	ConvF Y	ConvF Z	Alpha <sup>G</sup>	Depth <sup>G</sup> (mm)	Unc (k=2)
750	41.9	0.89	6.44	6.44	6.44	0.49	1.80	± 12.0 %
835	41.5	0.90	6.16	6.16	6.16	0.46	1.80	± 12.0 %
1750	40.1	1.37	5.20	5.20	5.20	0.51	1.45	± 12.0 %
1900	40.0	1.40	5.03	5.03	5.03	0.58	1.40	± 12.0 %
2300	39.5	1.67	4.69	4.69	4.69	0.80	1.21	± 12.0 %
2450	39.2	1.80	4.47	4.47	4.47	0.75	1.32	± 12.0 %
2600	39.0	1.96	4.33	4.33	4.33	0.80	1.31	± 12.0 %

<sup>C</sup> Frequency validity above 300 MHz of ± 100 MHz only applies for DASY v4.4 and higher (see Page 2), else it is restricted to ± 50 MHz. The uncertainty is the RSS of the ConvF uncertainty at calibration frequency and the uncertainty for the indicated frequency band. Frequency validity below 300 MHz is ± 10, 25, 40, 50 and 70 MHz for ConvF assessments at 30, 64, 128, 150 and 220 MHz respectively. Above 5 GHz frequency validity can be extended to ± 110 MHz.

<sup>F</sup> At frequencies below 3 GHz, the validity of tissue parameters ( $\epsilon$  and  $\sigma$ ) can be relaxed to ± 10% if liquid compensation formula is applied to measured SAR values. At frequencies above 3 GHz, the validity of tissue parameters ( $\epsilon$  and  $\sigma$ ) is restricted to ± 5%. The uncertainty is the RSS of the ConvF uncertainty for indicated target tissue parameters.

<sup>G</sup> Alpha/Depth are determined during calibration. SPEAG warrants that the remaining deviation due to the boundary effect after compensation is always less than ± 1% for frequencies below 3 GHz and below ± 2% for frequencies between 3-6 GHz at any distance larger than half the probe tip diameter from the boundary.

## DASY/EASY - Parameters of Probe: ES3DV3 - SN:3319

### Calibration Parameter Determined in Body Tissue Simulating Media

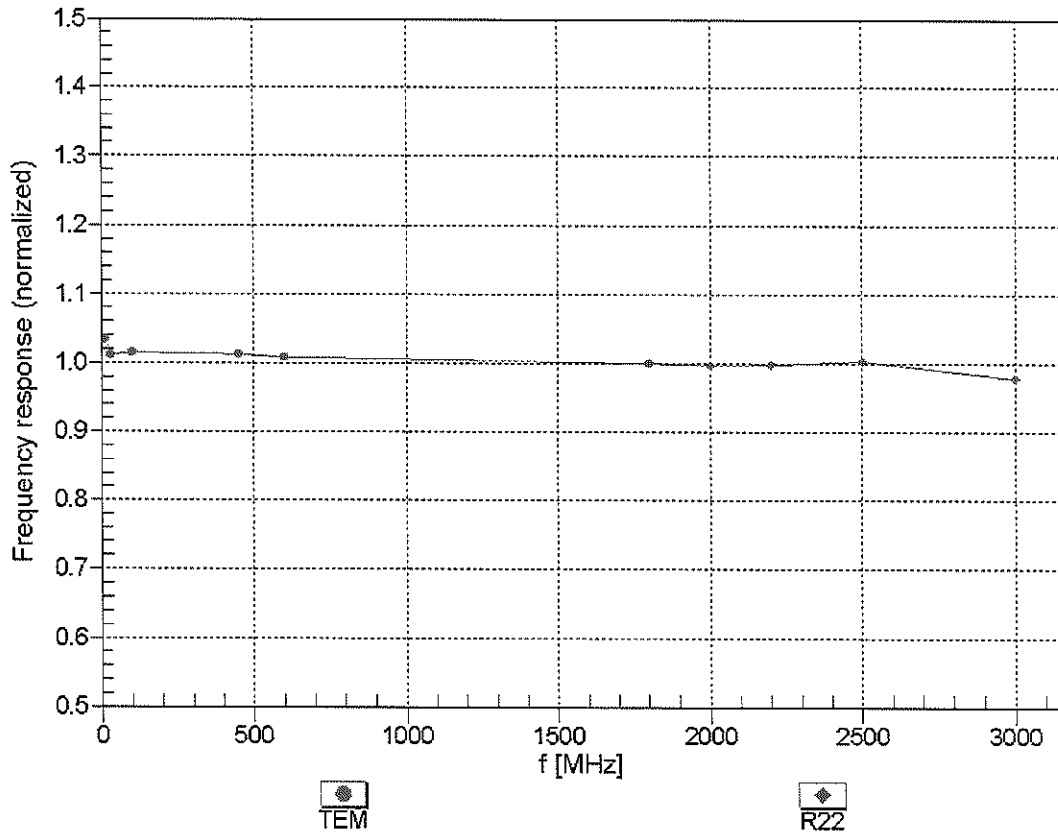
f (MHz) <sup>C</sup>	Relative Permittivity <sup>F</sup>	Conductivity (S/m) <sup>F</sup>	ConvF X	ConvF Y	ConvF Z	Alpha <sup>G</sup>	Depth <sup>G</sup> (mm)	Unc (k=2)
750	55.5	0.96	6.06	6.06	6.06	0.47	1.45	± 12.0 %
835	55.2	0.97	6.04	6.04	6.04	0.63	1.27	± 12.0 %
1750	53.4	1.49	4.91	4.91	4.91	0.46	1.66	± 12.0 %
1900	53.3	1.52	4.70	4.70	4.70	0.80	1.24	± 12.0 %
2300	52.9	1.81	4.36	4.36	4.36	0.74	1.33	± 12.0 %
2450	52.7	1.95	4.20	4.20	4.20	0.80	1.25	± 12.0 %
2600	52.5	2.16	3.99	3.99	3.99	0.80	1.20	± 12.0 %

<sup>C</sup> Frequency validity above 300 MHz of ± 100 MHz only applies for DASY v4.4 and higher (see Page 2), else it is restricted to ± 50 MHz. The uncertainty is the RSS of the ConvF uncertainty at calibration frequency and the uncertainty for the indicated frequency band. Frequency validity below 300 MHz is ± 10, 25, 40, 50 and 70 MHz for ConvF assessments at 30, 64, 128, 150 and 220 MHz respectively. Above 5 GHz frequency validity can be extended to ± 110 MHz.

<sup>F</sup> At frequencies below 3 GHz, the validity of tissue parameters ( $\epsilon$  and  $\sigma$ ) can be relaxed to ± 10% if liquid compensation formula is applied to measured SAR values. At frequencies above 3 GHz, the validity of tissue parameters ( $\epsilon$  and  $\sigma$ ) is restricted to ± 5%. The uncertainty is the RSS of the ConvF uncertainty for indicated target tissue parameters.

<sup>G</sup> Alpha/Depth are determined during calibration. SPEAG warrants that the remaining deviation due to the boundary effect after compensation is always less than ± 1% for frequencies below 3 GHz and below ± 2% for frequencies between 3-6 GHz at any distance larger than half the probe tip diameter from the boundary.

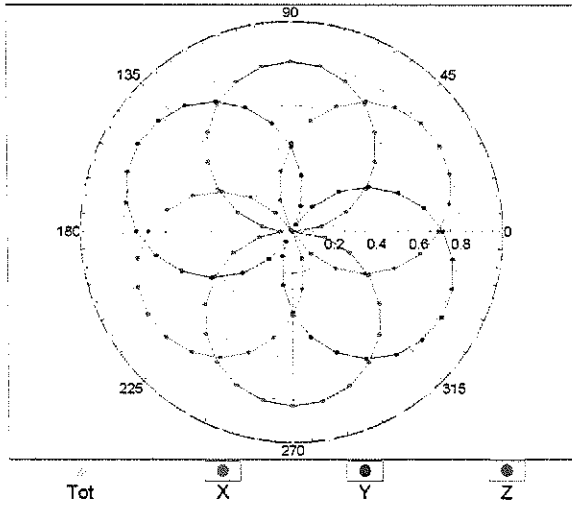
# Frequency Response of E-Field (TEM-Cell:ifi110 EXX, Waveguide: R22)



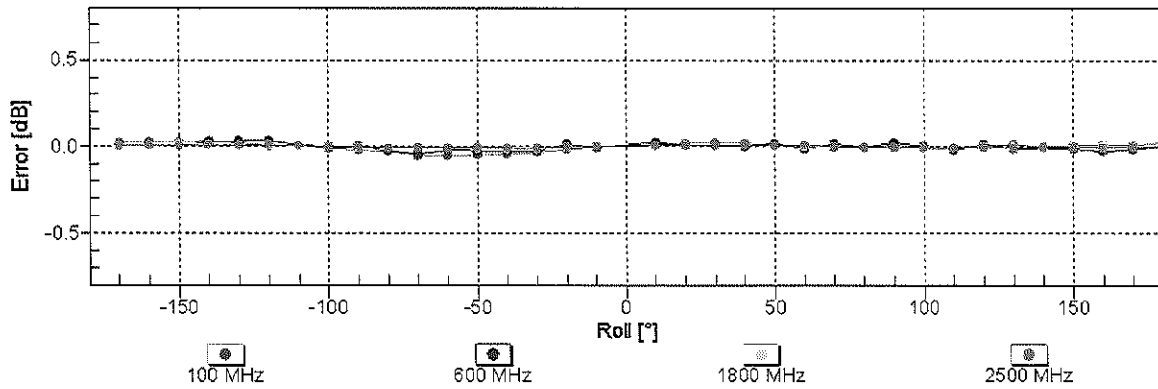
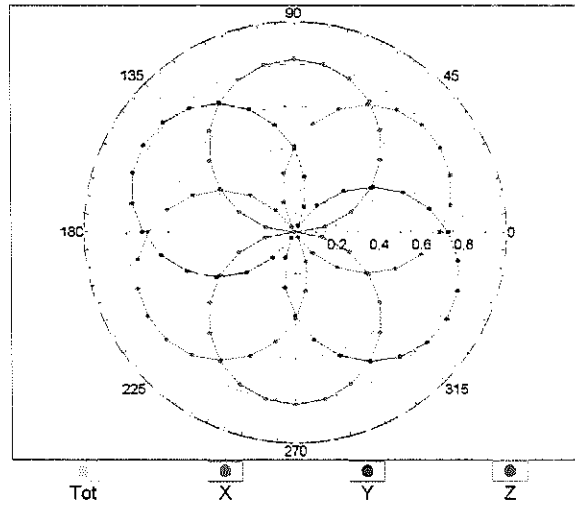
Uncertainty of Frequency Response of E-field:  $\pm 6.3\%$  (k=2)

### Receiving Pattern ( $\phi$ ), $\theta = 0^\circ$

f=600 MHz,TEM

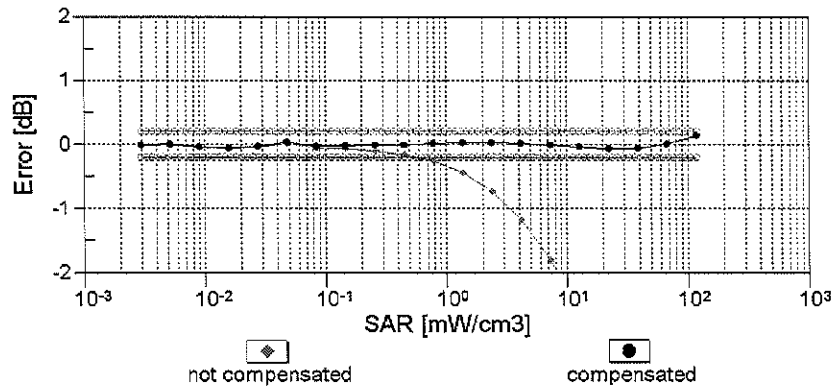
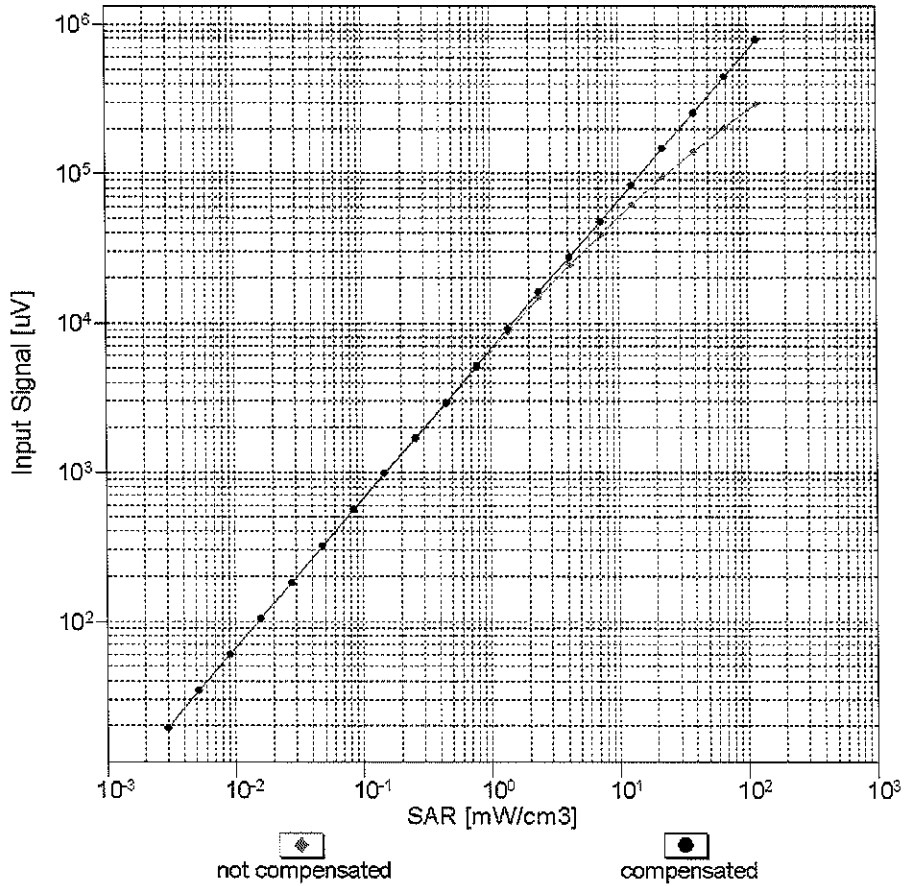


f=1800 MHz,R22



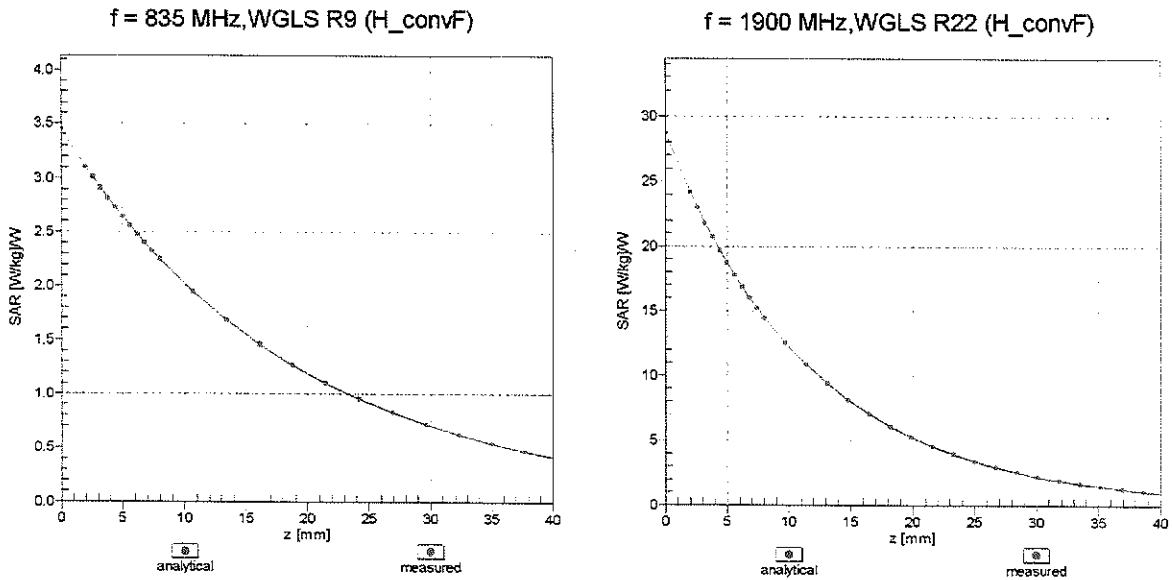
Uncertainty of Axial Isotropy Assessment:  $\pm 0.5\%$  (k=2)

### Dynamic Range f(SAR<sub>head</sub>) (TEM cell , f<sub>eval</sub>= 1900 MHz)


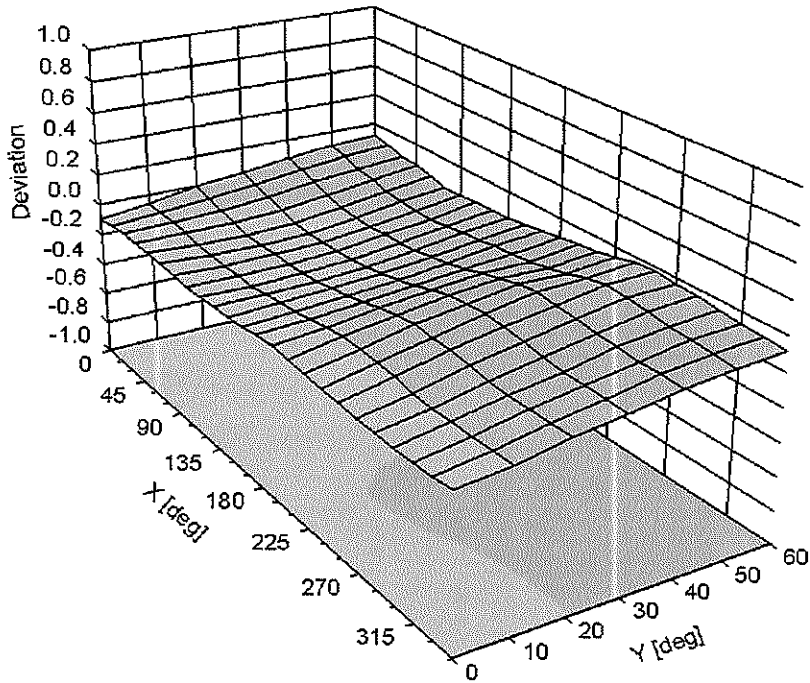


Uncertainty of Linearity Assessment: ± 0.6% (k=2)

# Conversion Factor Assessment



## Deviation from Isotropy in Liquid Error ( $\phi, \vartheta$ ), f = 900 MHz



## DASY/EASY - Parameters of Probe: ES3DV3 - SN:3319

### Other Probe Parameters

Sensor Arrangement	Triangular
Connector Angle (°)	60
Mechanical Surface Detection Mode	enabled
Optical Surface Detection Mode	disabled
Probe Overall Length	337 mm
Probe Body Diameter	10 mm
Tip Length	10 mm
Tip Diameter	4 mm
Probe Tip to Sensor X Calibration Point	2 mm
Probe Tip to Sensor Y Calibration Point	2 mm
Probe Tip to Sensor Z Calibration Point	2 mm
Recommended Measurement Distance from Surface	3 mm



Accredited by the Swiss Accreditation Service (SAS)  
The Swiss Accreditation Service is one of the signatories to the EA  
Multilateral Agreement for the recognition of calibration certificates

Accreditation No.: **SCS 0108**

Client **PC Test**

Certificate No: **ES3-3022\_Jul16**

## CALIBRATION CERTIFICATE

Object: **ES3DV2 - SN:3022**

Calibration procedure(s): **QA CAL-01.v9, QA CAL-23.v5, QA CAL-25.v6**  
**Calibration procedure for dosimetric E-field probes**

Calibration date: **July 19, 2016**

*BNI ✓*  
*07/27/2016*

This calibration certificate documents the traceability to national standards, which realize the physical units of measurements (SI).  
The measurements and the uncertainties with confidence probability are given on the following pages and are part of the certificate.

All calibrations have been conducted in the closed laboratory facility: environment temperature (22 ± 3)°C and humidity < 70%.

Calibration Equipment used (M&TE critical for calibration)

Primary Standards	ID	Cal Date (Certificate No.)	Scheduled Calibration
Power meter NRP	SN: 104778	06-Apr-16 (No. 217-02288/02289)	Apr-17
Power sensor NRP-Z91	SN: 103244	06-Apr-16 (No. 217-02288)	Apr-17
Power sensor NRP-Z91	SN: 103245	06-Apr-16 (No. 217-02289)	Apr-17
Reference 20 dB Attenuator	SN: S5277 (20x)	05-Apr-16 (No. 217-02293)	Apr-17
Reference Probe ES3DV2	SN: 3013	31-Dec-15 (No. ES3-3013_Dec15)	Dec-16
DAE4	SN: 660	23-Dec-15 (No. DAE4-660_Dec15)	Dec-16
Secondary Standards	ID	Check Date (in house)	Scheduled Check
Power meter E4419B	SN: GB41293874	06-Apr-16 (in house check Jun-16)	In house check: Jun-18
Power sensor E4412A	SN: MY41498087	06-Apr-16 (in house check Jun-16)	In house check: Jun-18
Power sensor E4412A	SN: 000110210	06-Apr-16 (in house check Jun-16)	In house check: Jun-18
RF generator HP 8648C	SN: US3642U01700	04-Aug-99 (in house check Jun-16)	In house check: Jun-18
Network Analyzer HP 8753E	SN: US37390585	18-Oct-01 (in house check Oct-15)	In house check: Oct-16

Calibrated by:	Name <b>Claudio Leubler</b>	Function <b>Laboratory Technician</b>	Signature 
Approved by:	Name <b>Katja Pokovic</b>	Function <b>Technical Manager</b>	

Issued: July 19, 2016

This calibration certificate shall not be reproduced except in full without written approval of the laboratory.



Accredited by the Swiss Accreditation Service (SAS)

Accreditation No.: **SCS 0108**

The Swiss Accreditation Service is one of the signatories to the EA  
Multilateral Agreement for the recognition of calibration certificates

### Glossary:

TSL	tissue simulating liquid
NORM <sub>x,y,z</sub>	sensitivity in free space
ConvF	sensitivity in TSL / NORM <sub>x,y,z</sub>
DCP	diode compression point
CF	crest factor (1/duty_cycle) of the RF signal
A, B, C, D	modulation dependent linearization parameters
Polarization $\varphi$	$\varphi$ rotation around probe axis
Polarization $\vartheta$	$\vartheta$ rotation around an axis that is in the plane normal to probe axis (at measurement center), i.e., $\vartheta = 0$ is normal to probe axis
Connector Angle	information used in DASY system to align probe sensor X to the robot coordinate system

### Calibration is Performed According to the Following Standards:

- IEEE Std 1528-2013, "IEEE Recommended Practice for Determining the Peak Spatial-Averaged Specific Absorption Rate (SAR) in the Human Head from Wireless Communications Devices: Measurement Techniques", June 2013
- IEC 62209-1, "Procedure to measure the Specific Absorption Rate (SAR) for hand-held devices used in close proximity to the ear (frequency range of 300 MHz to 3 GHz)", February 2005
- IEC 62209-2, "Procedure to determine the Specific Absorption Rate (SAR) for wireless communication devices used in close proximity to the human body (frequency range of 30 MHz to 6 GHz)", March 2010
- KDB 865664, "SAR Measurement Requirements for 100 MHz to 6 GHz"

### Methods Applied and Interpretation of Parameters:

- NORM<sub>x,y,z</sub>*: Assessed for E-field polarization  $\vartheta = 0$  ( $f \leq 900$  MHz in TEM-cell;  $f > 1800$  MHz: R22 waveguide). NORM<sub>x,y,z</sub> are only intermediate values, i.e., the uncertainties of NORM<sub>x,y,z</sub> does not affect the E<sup>2</sup>-field uncertainty inside TSL (see below *ConvF*).
- NORM(f)<sub>x,y,z</sub> = NORM<sub>x,y,z</sub> \* frequency\_response* (see Frequency Response Chart). This linearization is implemented in DASY4 software versions later than 4.2. The uncertainty of the frequency response is included in the stated uncertainty of *ConvF*.
- DCP<sub>x,y,z</sub>*: DCP are numerical linearization parameters assessed based on the data of power sweep with CW signal (no uncertainty required). DCP does not depend on frequency nor media.
- PAR*: PAR is the Peak to Average Ratio that is not calibrated but determined based on the signal characteristics
- A<sub>x,y,z</sub>; B<sub>x,y,z</sub>; C<sub>x,y,z</sub>; D<sub>x,y,z</sub>; VR<sub>x,y,z</sub>; A, B, C, D* are numerical linearization parameters assessed based on the data of power sweep for specific modulation signal. The parameters do not depend on frequency nor media. VR is the maximum calibration range expressed in RMS voltage across the diode.
- ConvF and Boundary Effect Parameters*: Assessed in flat phantom using E-field (or Temperature Transfer Standard for  $f \leq 800$  MHz) and inside waveguide using analytical field distributions based on power measurements for  $f > 800$  MHz. The same setups are used for assessment of the parameters applied for boundary compensation (alpha, depth) of which typical uncertainty values are given. These parameters are used in DASY4 software to improve probe accuracy close to the boundary. The sensitivity in TSL corresponds to *NORM<sub>x,y,z</sub> \* ConvF* whereby the uncertainty corresponds to that given for *ConvF*. A frequency dependent *ConvF* is used in DASY version 4.4 and higher which allows extending the validity from  $\pm 50$  MHz to  $\pm 100$  MHz.
- Spherical isotropy (3D deviation from isotropy)*: in a field of low gradients realized using a flat phantom exposed by a patch antenna.
- Sensor Offset*: The sensor offset corresponds to the offset of virtual measurement center from the probe tip (on probe axis). No tolerance required.
- Connector Angle*: The angle is assessed using the information gained by determining the *NORM<sub>x</sub>* (no uncertainty required).

# Probe ES3DV2

## SN:3022

Manufactured: April 15, 2003  
Calibrated: July 19, 2016

Calibrated for DASY/EASY Systems  
(Note: non-compatible with DASY2 system!)

## DASY/EASY - Parameters of Probe: ES3DV2 - SN:3022

### Basic Calibration Parameters

	Sensor X	Sensor Y	Sensor Z	Unc (k=2)
Norm ( $\mu\text{V}/(\text{V}/\text{m})^2$ ) <sup>A</sup>	0.99	1.04	0.95	$\pm 10.1\%$
DCP (mV) <sup>B</sup>	102.3	100.0	101.8	

### Modulation Calibration Parameters

UID	Communication System Name		A dB	B dB $\sqrt{\mu\text{V}}$	C	D dB	VR mV	Unc <sup>E</sup> (k=2)
0	CW	X	0.0	0.0	1.0	0.00	204.0	$\pm 3.3\%$
		Y	0.0	0.0	1.0		188.8	
		Z	0.0	0.0	1.0		209.9	

Note: For details on UID parameters see Appendix.

### Sensor Model Parameters

	C1 fF	C2 fF	$\alpha$ V <sup>-1</sup>	T1 ms.V <sup>-2</sup>	T2 ms.V <sup>-1</sup>	T3 ms	T4 V <sup>-2</sup>	T5 V <sup>-1</sup>	T6
X	58.89	429.7	36.49	29.69	3.141	5.1	0	0.551	1.012
Y	53.83	392.1	36.34	29.42	2.866	5.1	0.704	0.458	1.009
Z	50.44	364.8	35.93	29	2.624	5.1	0.36	0.436	1.009

The reported uncertainty of measurement is stated as the standard uncertainty of measurement multiplied by the coverage factor k=2, which for a normal distribution corresponds to a coverage probability of approximately 95%.

<sup>A</sup> The uncertainties of Norm X,Y,Z do not affect the E<sup>2</sup>-field uncertainty inside TSL (see Pages 5 and 6).

<sup>B</sup> Numerical linearization parameter: uncertainty not required.

<sup>E</sup> Uncertainty is determined using the max. deviation from linear response applying rectangular distribution and is expressed for the square of the field value.

## DASY/EASY - Parameters of Probe: ES3DV2 - SN:3022

### Calibration Parameter Determined in Head Tissue Simulating Media

f (MHz) <sup>c</sup>	Relative Permittivity <sup>F</sup>	Conductivity (S/m) <sup>F</sup>	ConvF X	ConvF Y	ConvF Z	Alpha <sup>G</sup>	Depth <sup>G</sup> (mm)	Unc (k=2)
750	41.9	0.89	6.38	6.38	6.38	0.24	2.07	± 12.0 %
835	41.5	0.90	6.13	6.13	6.13	0.34	1.69	± 12.0 %
1750	40.1	1.37	5.15	5.15	5.15	0.43	1.50	± 12.0 %
1900	40.0	1.40	4.96	4.96	4.96	0.35	1.64	± 12.0 %
2300	39.5	1.67	4.63	4.63	4.63	0.42	1.56	± 12.0 %
2450	39.2	1.80	4.27	4.27	4.27	0.57	1.40	± 12.0 %
2600	39.0	1.96	4.16	4.16	4.16	0.70	1.27	± 12.0 %

<sup>c</sup> Frequency validity above 300 MHz of ± 100 MHz only applies for DASY v4.4 and higher (see Page 2), else it is restricted to ± 50 MHz. The uncertainty is the RSS of the ConvF uncertainty at calibration frequency and the uncertainty for the indicated frequency band. Frequency validity below 300 MHz is ± 10, 25, 40, 50 and 70 MHz for ConvF assessments at 30, 64, 128, 150 and 220 MHz respectively. Above 5 GHz frequency validity can be extended to ± 110 MHz.

<sup>F</sup> At frequencies below 3 GHz, the validity of tissue parameters ( $\epsilon$  and  $\sigma$ ) can be relaxed to ± 10% if liquid compensation formula is applied to measured SAR values. At frequencies above 3 GHz, the validity of tissue parameters ( $\epsilon$  and  $\sigma$ ) is restricted to ± 5%. The uncertainty is the RSS of the ConvF uncertainty for indicated target tissue parameters.

<sup>G</sup> Alpha/Depth are determined during calibration. SPEAG warrants that the remaining deviation due to the boundary effect after compensation is always less than ± 1% for frequencies below 3 GHz and below ± 2% for frequencies between 3-6 GHz at any distance larger than half the probe tip diameter from the boundary.

## DASY/EASY - Parameters of Probe: ES3DV2 - SN:3022

### Calibration Parameter Determined in Body Tissue Simulating Media

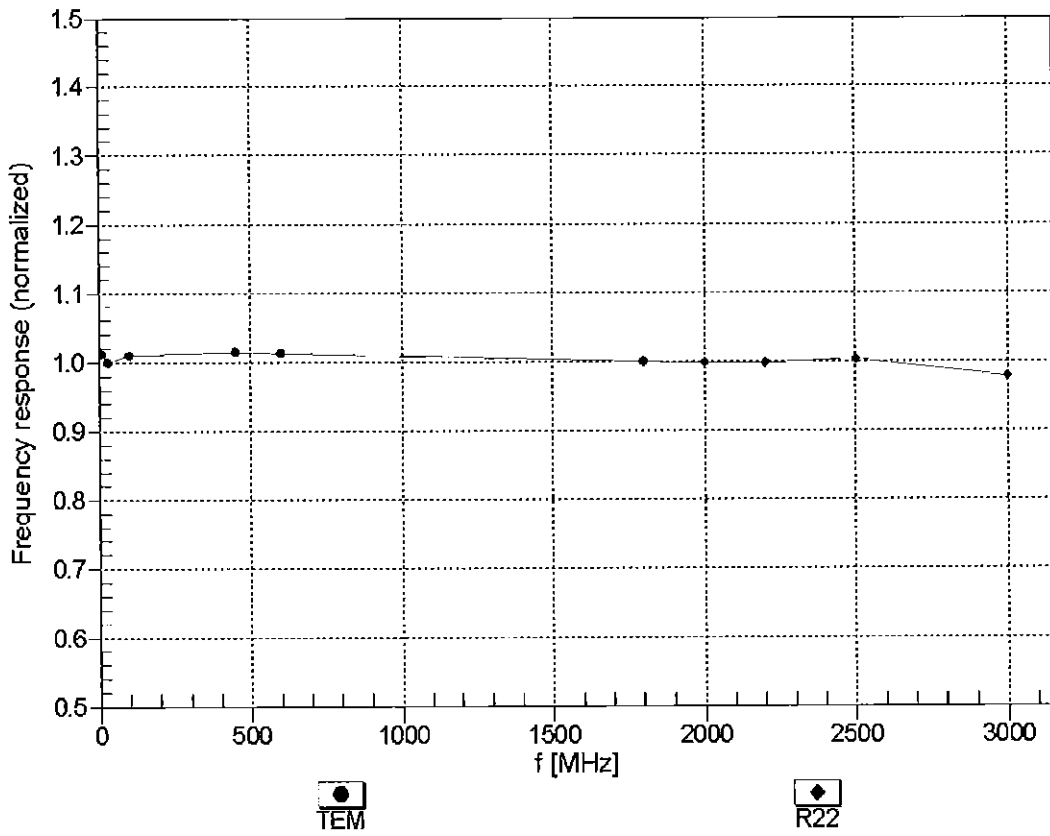
f (MHz) <sup>C</sup>	Relative Permittivity <sup>F</sup>	Conductivity (S/m) <sup>F</sup>	ConvF X	ConvF Y	ConvF Z	Alpha <sup>G</sup>	Depth <sup>G</sup> (mm)	Unc (k=2)
750	55.5	0.96	6.10	6.10	6.10	0.51	1.30	± 12.0 %
835	55.2	0.97	6.09	6.09	6.09	0.32	1.70	± 12.0 %
1750	53.4	1.49	4.78	4.78	4.78	0.42	1.61	± 12.0 %
1900	53.3	1.52	4.59	4.59	4.59	0.50	1.54	± 12.0 %
2300	52.9	1.81	4.32	4.32	4.32	0.69	1.25	± 12.0 %
2450	52.7	1.95	4.13	4.13	4.13	0.80	1.12	± 12.0 %
2600	52.5	2.16	3.94	3.94	3.94	0.74	1.13	± 12.0 %

<sup>C</sup> Frequency validity above 300 MHz of ± 100 MHz only applies for DASY v4.4 and higher (see Page 2), else it is restricted to ± 50 MHz. The uncertainty is the RSS of the ConvF uncertainty at calibration frequency and the uncertainty for the indicated frequency band. Frequency validity below 300 MHz is ± 10, 25, 40, 50 and 70 MHz for ConvF assessments at 30, 64, 128, 150 and 220 MHz respectively. Above 5 GHz frequency validity can be extended to ± 110 MHz.

<sup>F</sup> At frequencies below 3 GHz, the validity of tissue parameters ( $\epsilon$  and  $\sigma$ ) can be relaxed to ± 10% if liquid compensation formula is applied to measured SAR values. At frequencies above 3 GHz, the validity of tissue parameters ( $\epsilon$  and  $\sigma$ ) is restricted to ± 5%. The uncertainty is the RSS of the ConvF uncertainty for indicated target tissue parameters.

<sup>G</sup> Alpha/Depth are determined during calibration. SPEAG warrants that the remaining deviation due to the boundary effect after compensation is always less than ± 1% for frequencies below 3 GHz and below ± 2% for frequencies between 3-6 GHz at any distance larger than half the probe tip diameter from the boundary.

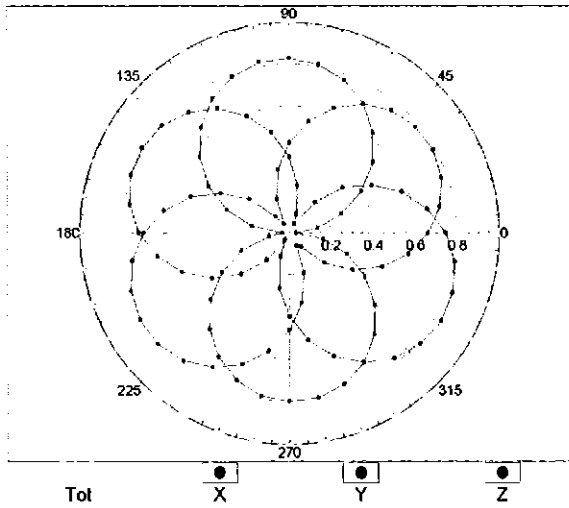
### Frequency Response of E-Field (TEM-Cell:ifi110 EXX, Waveguide: R22)



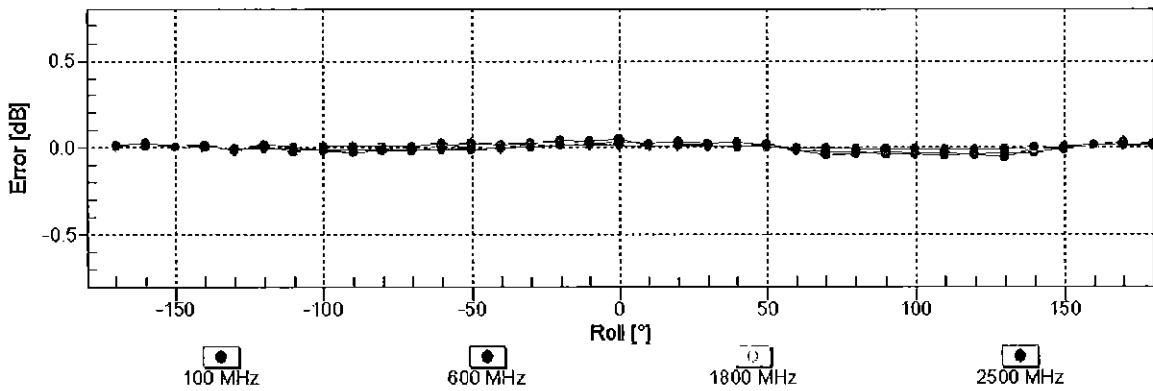
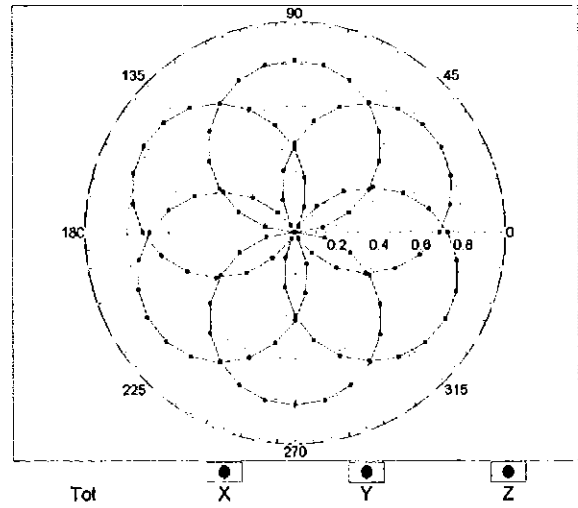
Uncertainty of Frequency Response of E-field:  $\pm 6.3\%$  (k=2)

### Receiving Pattern ( $\phi$ ), $\theta = 0^\circ$

f=600 MHz,TEM

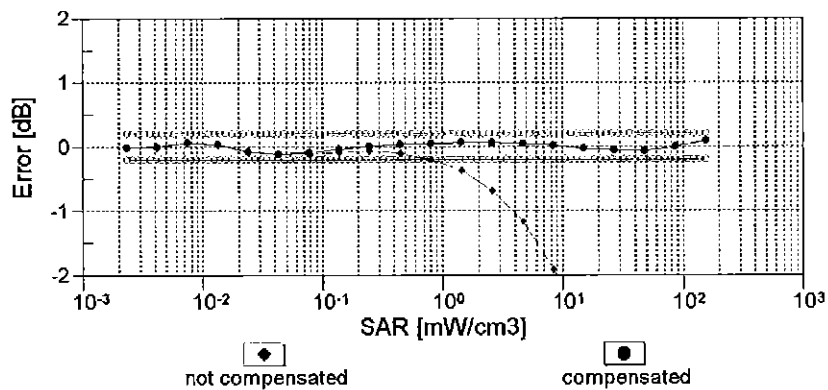
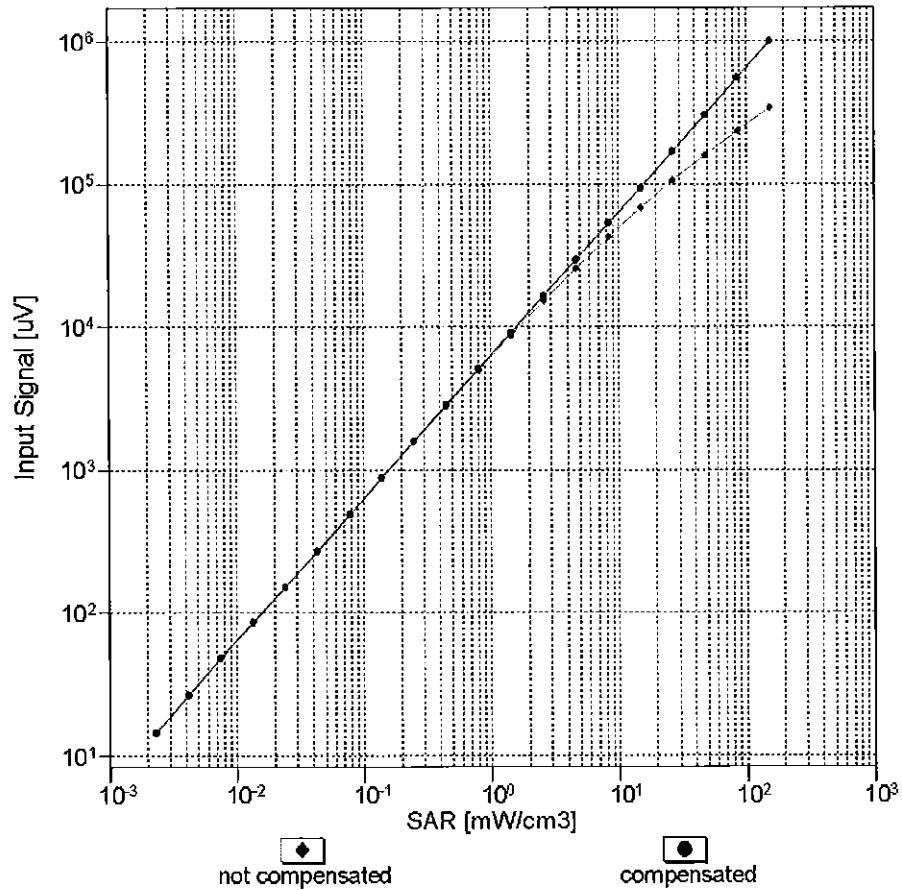


f=1800 MHz,R22



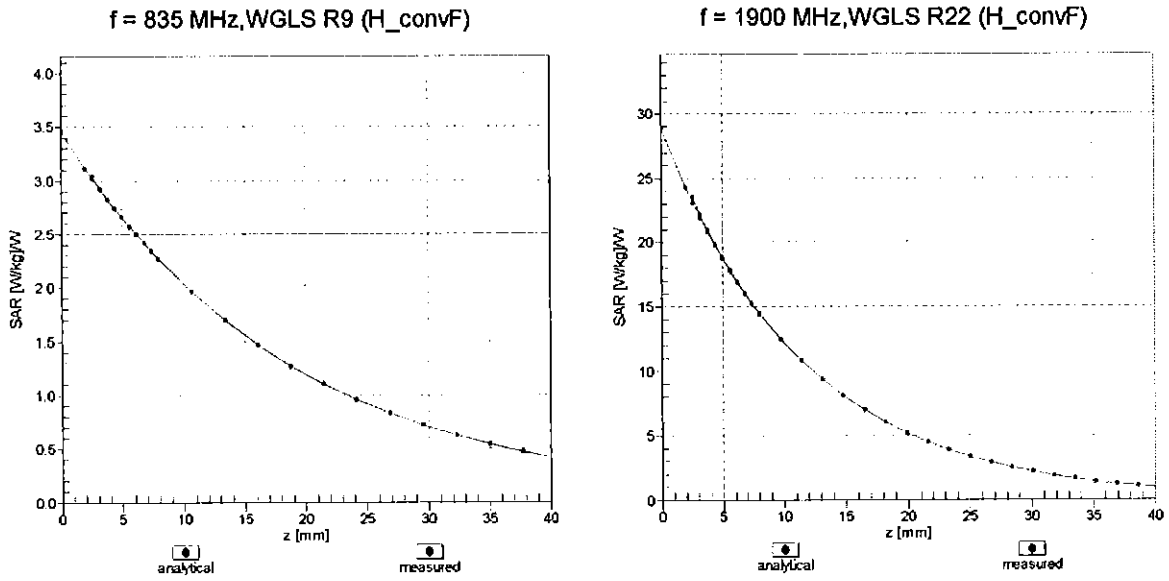
Uncertainty of Axial Isotropy Assessment:  $\pm 0.5\%$  (k=2)

### Dynamic Range $f(\text{SAR}_{\text{head}})$ (TEM cell, $f_{\text{eval}} = 1900 \text{ MHz}$ )


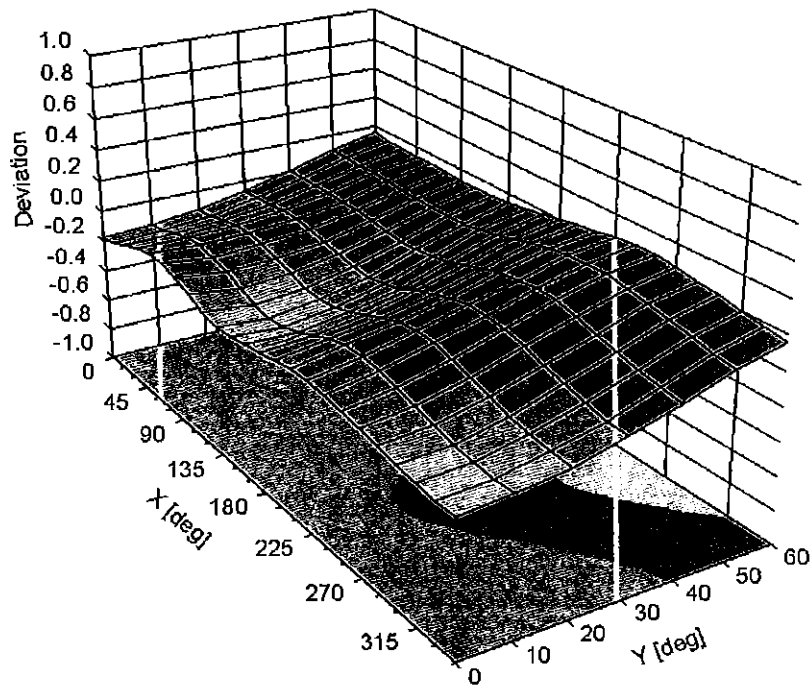


Uncertainty of Linearity Assessment:  $\pm 0.6\%$  ( $k=2$ )

# Conversion Factor Assessment



## Deviation from Isotropy in Liquid Error ( $\phi, \theta$ ), f = 900 MHz



**DASY/EASY - Parameters of Probe: ES3DV2 - SN:3022****Other Probe Parameters**

Sensor Arrangement	Triangular
Connector Angle (°)	99.7
Mechanical Surface Detection Mode	enabled
Optical Surface Detection Mode	disabled
Probe Overall Length	337 mm
Probe Body Diameter	10 mm
Tip Length	10 mm
Tip Diameter	4 mm
Probe Tip to Sensor X Calibration Point	2 mm
Probe Tip to Sensor Y Calibration Point	2 mm
Probe Tip to Sensor Z Calibration Point	2 mm
Recommended Measurement Distance from Surface	3 mm

**Appendix: Modulation Calibration Parameters**

UID	Communication System Name		A dB	B dB $\sqrt{\mu V}$	C	D dB	VR mV	Max Unc <sup>E</sup> (k=2)
0	CW	X	0.00	0.00	1.00	0.00	204.0	$\pm 3.3\%$
		Y	0.00	0.00	1.00		188.8	
		Z	0.00	0.00	1.00		209.9	
10010- CAA	SAR Validation (Square, 100ms, 10ms)	X	10.04	82.57	20.76	10.00	25.0	$\pm 9.6\%$
		Y	10.73	83.77	21.02		25.0	
		Z	10.90	83.99	20.87		25.0	
10011- CAB	UMTS-FDD (WCDMA)	X	1.12	68.12	15.80	0.00	150.0	$\pm 9.6\%$
		Y	1.05	66.98	15.07		150.0	
		Z	1.10	68.19	15.77		150.0	
10012- CAB	IEEE 802.11b WiFi 2.4 GHz (DSSS, 1 Mbps)	X	1.34	65.20	16.01	0.41	150.0	$\pm 9.6\%$
		Y	1.32	64.81	15.67		150.0	
		Z	1.33	65.29	16.02		150.0	
10013- CAB	IEEE 802.11g WiFi 2.4 GHz (DSSS-OFDM, 6 Mbps)	X	5.20	67.28	17.55	1.46	150.0	$\pm 9.6\%$
		Y	5.15	67.26	17.47		150.0	
		Z	5.12	67.39	17.54		150.0	
10021- DAB	GSM-FDD (TDMA, GMSK)	X	21.17	96.89	27.34	9.39	50.0	$\pm 9.6\%$
		Y	31.41	103.93	29.32		50.0	
		Z	35.00	105.46	29.48		50.0	
10023- DAB	GPRS-FDD (TDMA, GMSK, TN 0)	X	18.97	94.85	26.74	9.57	50.0	$\pm 9.6\%$
		Y	26.05	100.58	28.37		50.0	
		Z	28.47	101.84	28.47		50.0	
10024- DAB	GPRS-FDD (TDMA, GMSK, TN 0-1)	X	100.00	120.85	31.99	6.56	60.0	$\pm 9.6\%$
		Y	100.00	120.62	31.75		60.0	
		Z	100.00	120.02	31.34		60.0	
10025- DAB	EDGE-FDD (TDMA, 8PSK, TN 0)	X	17.56	103.12	39.40	12.57	50.0	$\pm 9.6\%$
		Y	14.67	97.75	37.12		50.0	
		Z	18.25	105.68	40.52		50.0	
10026- DAB	EDGE-FDD (TDMA, 8PSK, TN 0-1)	X	18.29	101.23	35.12	9.56	60.0	$\pm 9.6\%$
		Y	16.46	98.83	34.20		60.0	
		Z	20.10	104.74	36.45		60.0	
10027- DAB	GPRS-FDD (TDMA, GMSK, TN 0-1-2)	X	100.00	119.73	30.48	4.80	80.0	$\pm 9.6\%$
		Y	100.00	119.52	30.28		80.0	
		Z	100.00	119.08	29.96		80.0	
10028- DAB	GPRS-FDD (TDMA, GMSK, TN 0-1-2-3)	X	100.00	119.97	29.73	3.55	100.0	$\pm 9.6\%$
		Y	100.00	119.74	29.53		100.0	
		Z	100.00	119.49	29.32		100.0	
10029- DAB	EDGE-FDD (TDMA, 8PSK, TN 0-1-2)	X	12.76	93.34	31.27	7.80	80.0	$\pm 9.6\%$
		Y	11.53	91.16	30.39		80.0	
		Z	13.01	94.76	31.89		80.0	
10030- CAA	IEEE 802.15.1 Bluetooth (GFSK, DH1)	X	100.00	119.30	30.64	5.30	70.0	$\pm 9.6\%$
		Y	100.00	118.98	30.37		70.0	
		Z	100.00	118.44	30.00		70.0	
10031- CAA	IEEE 802.15.1 Bluetooth (GFSK, DH3)	X	100.00	121.44	28.74	1.88	100.0	$\pm 9.6\%$
		Y	100.00	120.69	28.34		100.0	
		Z	100.00	120.87	28.33		100.0	

10032-CAA	IEEE 802.15.1 Bluetooth (GFSK, DH5)	X	100.00	126.29	29.65	1.17	100.0	± 9.6 %
		Y	100.00	125.01	29.05		100.0	
		Z	100.00	126.01	29.38		100.0	
10033-CAA	IEEE 802.15.1 Bluetooth (PI/4-DQPSK, DH1)	X	15.01	94.18	26.31	5.30	70.0	± 9.6 %
		Y	15.70	94.82	26.30		70.0	
		Z	18.31	97.29	26.87		70.0	
10034-CAA	IEEE 802.15.1 Bluetooth (PI/4-DQPSK, DH3)	X	6.96	86.30	22.21	1.88	100.0	± 9.6 %
		Y	6.66	85.32	21.56		100.0	
		Z	8.37	88.58	22.43		100.0	
10035-CAA	IEEE 802.15.1 Bluetooth (PI/4-DQPSK, DH5)	X	4.14	80.42	19.91	1.17	100.0	± 9.6 %
		Y	3.83	79.03	19.06		100.0	
		Z	4.65	81.85	19.90		100.0	
10036-CAA	IEEE 802.15.1 Bluetooth (8-DPSK, DH1)	X	17.57	97.01	27.25	5.30	70.0	± 9.6 %
		Y	18.86	98.07	27.36		70.0	
		Z	22.45	100.84	27.98		70.0	
10037-CAA	IEEE 802.15.1 Bluetooth (8-DPSK, DH3)	X	6.70	85.80	22.01	1.88	100.0	± 9.6 %
		Y	6.31	84.57	21.28		100.0	
		Z	7.83	87.67	22.11		100.0	
10038-CAA	IEEE 802.15.1 Bluetooth (8-DPSK, DH5)	X	4.26	81.08	20.23	1.17	100.0	± 9.6 %
		Y	3.94	79.65	19.38		100.0	
		Z	4.79	82.53	20.23		100.0	
10039-CAB	CDMA2000 (1xRTT, RC1)	X	2.02	72.60	16.60	0.00	150.0	± 9.6 %
		Y	1.82	71.28	15.70		150.0	
		Z	1.96	72.82	16.21		150.0	
10042-CAB	IS-54 / IS-136 FDD (TDMA/FDM, PI/4-DQPSK, Halfrate)	X	52.74	109.86	29.28	7.78	50.0	± 9.6 %
		Y	100.00	119.48	31.50		50.0	
		Z	100.00	118.79	31.03		50.0	
10044-CAA	IS-91/EIA/TIA-553 FDD (FDMA, FM)	X	0.01	106.98	1.62	0.00	150.0	± 9.6 %
		Y	0.01	93.06	0.03		150.0	
		Z	0.01	104.47	1.40		150.0	
10048-CAA	DECT (TDD, TDMA/FDM, GFSK, Full Slot, 24)	X	11.70	83.99	24.83	13.80	25.0	± 9.6 %
		Y	13.25	86.85	25.74		25.0	
		Z	13.41	87.23	25.62		25.0	
10049-CAA	DECT (TDD, TDMA/FDM, GFSK, Double Slot, 12)	X	13.87	88.69	25.11	10.79	40.0	± 9.6 %
		Y	16.44	92.06	26.12		40.0	
		Z	17.05	92.62	26.04		40.0	
10056-CAA	UMTS-TDD (TD-SCDMA, 1.28 Mcps)	X	12.83	87.49	25.06	9.03	50.0	± 9.6 %
		Y	13.49	88.62	25.29		50.0	
		Z	14.51	90.06	25.62		50.0	
10058-DAB	EDGE-FDD (TDMA, 8PSK, TN 0-1-2-3)	X	9.53	87.74	28.51	6.55	100.0	± 9.6 %
		Y	8.70	85.87	27.73		100.0	
		Z	9.39	88.23	28.78		100.0	
10059-CAB	IEEE 802.11b WiFi 2.4 GHz (DSSS, 2 Mbps)	X	1.52	67.35	17.07	0.61	110.0	± 9.6 %
		Y	1.48	66.83	16.68		110.0	
		Z	1.50	67.47	17.09		110.0	
10060-CAB	IEEE 802.11b WiFi 2.4 GHz (DSSS, 5.5 Mbps)	X	100.00	132.17	34.30	1.30	110.0	± 9.6 %
		Y	69.75	126.35	32.85		110.0	
		Z	100.00	132.44	34.30		110.0	

10061-CAB	IEEE 802.11b WiFi 2.4 GHz (DSSS, 11 Mbps)	X	8.82	93.73	26.45	2.04	110.0	± 9.6 %
		Y	7.76	91.56	25.66		110.0	
		Z	10.12	96.51	27.28		110.0	
10062-CAB	IEEE 802.11a/h WiFi 5 GHz (OFDM, 6 Mbps)	X	4.91	67.02	16.82	0.49	100.0	± 9.6 %
		Y	4.86	66.98	16.74		100.0	
		Z	4.83	67.10	16.81		100.0	
10063-CAB	IEEE 802.11a/h WiFi 5 GHz (OFDM, 9 Mbps)	X	4.96	67.18	16.96	0.72	100.0	± 9.6 %
		Y	4.90	67.15	16.88		100.0	
		Z	4.87	67.27	16.95		100.0	
10064-CAB	IEEE 802.11a/h WiFi 5 GHz (OFDM, 12 Mbps)	X	5.29	67.53	17.24	0.86	100.0	± 9.6 %
		Y	5.22	67.47	17.15		100.0	
		Z	5.17	67.57	17.20		100.0	
10065-CAB	IEEE 802.11a/h WiFi 5 GHz (OFDM, 18 Mbps)	X	5.20	67.58	17.41	1.21	100.0	± 9.6 %
		Y	5.13	67.52	17.33		100.0	
		Z	5.09	67.62	17.38		100.0	
10066-CAB	IEEE 802.11a/h WiFi 5 GHz (OFDM, 24 Mbps)	X	5.26	67.72	17.65	1.46	100.0	± 9.6 %
		Y	5.19	67.65	17.56		100.0	
		Z	5.15	67.76	17.62		100.0	
10067-CAB	IEEE 802.11a/h WiFi 5 GHz (OFDM, 36 Mbps)	X	5.59	67.91	18.12	2.04	100.0	± 9.6 %
		Y	5.52	67.87	18.04		100.0	
		Z	5.48	68.01	18.12		100.0	
10068-CAB	IEEE 802.11a/h WiFi 5 GHz (OFDM, 48 Mbps)	X	5.74	68.29	18.51	2.55	100.0	± 9.6 %
		Y	5.66	68.19	18.40		100.0	
		Z	5.60	68.29	18.47		100.0	
10069-CAB	IEEE 802.11a/h WiFi 5 GHz (OFDM, 54 Mbps)	X	5.82	68.25	18.70	2.67	100.0	± 9.6 %
		Y	5.74	68.18	18.59		100.0	
		Z	5.69	68.31	18.68		100.0	
10071-CAB	IEEE 802.11g WiFi 2.4 GHz (DSSS/OFDM, 9 Mbps)	X	5.36	67.54	17.95	1.99	100.0	± 9.6 %
		Y	5.31	67.51	17.87		100.0	
		Z	5.27	67.64	17.94		100.0	
10072-CAB	IEEE 802.11g WiFi 2.4 GHz (DSSS/OFDM, 12 Mbps)	X	5.43	68.12	18.28	2.30	100.0	± 9.6 %
		Y	5.37	68.06	18.19		100.0	
		Z	5.33	68.18	18.27		100.0	
10073-CAB	IEEE 802.11g WiFi 2.4 GHz (DSSS/OFDM, 18 Mbps)	X	5.58	68.50	18.72	2.83	100.0	± 9.6 %
		Y	5.51	68.43	18.63		100.0	
		Z	5.47	68.57	18.71		100.0	
10074-CAB	IEEE 802.11g WiFi 2.4 GHz (DSSS/OFDM, 24 Mbps)	X	5.62	68.59	18.98	3.30	100.0	± 9.6 %
		Y	5.56	68.52	18.88		100.0	
		Z	5.52	68.67	18.97		100.0	
10075-CAB	IEEE 802.11g WiFi 2.4 GHz (DSSS/OFDM, 36 Mbps)	X	5.79	69.12	19.51	3.82	90.0	± 9.6 %
		Y	5.71	68.97	19.36		90.0	
		Z	5.67	69.11	19.45		90.0	
10076-CAB	IEEE 802.11g WiFi 2.4 GHz (DSSS/OFDM, 48 Mbps)	X	5.81	68.94	19.64	4.15	90.0	± 9.6 %
		Y	5.74	68.81	19.51		90.0	
		Z	5.71	68.99	19.62		90.0	
10077-CAB	IEEE 802.11g WiFi 2.4 GHz (DSSS/OFDM, 54 Mbps)	X	5.85	69.04	19.75	4.30	90.0	± 9.6 %
		Y	5.79	68.92	19.62		90.0	
		Z	5.76	69.10	19.74		90.0	

10081-CAB	CDMA2000 (1xRTT, RC3)	X	0.98	67.14	13.79	0.00	150.0	± 9.6 %
		Y	0.89	65.95	12.85		150.0	
		Z	0.92	66.89	13.19		150.0	
10082-CAB	IS-54 / IS-136 FDD (TDMA/FDM, PI/4-DQPSK, Fullrate)	X	2.40	65.02	9.82	4.77	80.0	± 9.6 %
		Y	2.29	64.68	9.51		80.0	
		Z	2.21	64.49	9.27		80.0	
10090-DAB	GPRS-FDD (TDMA, GMSK, TN 0-4)	X	100.00	120.93	32.05	6.56	60.0	± 9.6 %
		Y	100.00	120.70	31.81		60.0	
		Z	100.00	120.10	31.40		60.0	
10097-CAB	UMTS-FDD (HSDPA)	X	1.89	67.68	15.91	0.00	150.0	± 9.6 %
		Y	1.84	67.30	15.56		150.0	
		Z	1.88	67.98	15.90		150.0	
10098-CAB	UMTS-FDD (HSUPA, Subtest 2)	X	1.86	67.66	15.88	0.00	150.0	± 9.6 %
		Y	1.81	67.25	15.52		150.0	
		Z	1.84	67.95	15.88		150.0	
10099-DAB	EDGE-FDD (TDMA, 8PSK, TN 0-4)	X	18.21	101.08	35.07	9.56	60.0	± 9.6 %
		Y	16.42	98.73	34.16		60.0	
		Z	20.01	104.58	36.39		60.0	
10100-CAB	LTE-FDD (SC-FDMA, 100% RB, 20 MHz, QPSK)	X	3.29	70.69	16.89	0.00	150.0	± 9.6 %
		Y	3.17	70.13	16.59		150.0	
		Z	3.21	70.63	16.88		150.0	
10101-CAB	LTE-FDD (SC-FDMA, 100% RB, 20 MHz, 16-QAM)	X	3.39	67.84	16.15	0.00	150.0	± 9.6 %
		Y	3.32	67.56	15.95		150.0	
		Z	3.31	67.79	16.11		150.0	
10102-CAB	LTE-FDD (SC-FDMA, 100% RB, 20 MHz, 64-QAM)	X	3.49	67.75	16.22	0.00	150.0	± 9.6 %
		Y	3.42	67.52	16.05		150.0	
		Z	3.41	67.72	16.18		150.0	
10103-CAB	LTE-TDD (SC-FDMA, 100% RB, 20 MHz, QPSK)	X	8.57	77.88	21.29	3.98	65.0	± 9.6 %
		Y	8.37	77.72	21.21		65.0	
		Z	8.66	78.64	21.59		65.0	
10104-CAB	LTE-TDD (SC-FDMA, 100% RB, 20 MHz, 16-QAM)	X	8.60	76.75	21.67	3.98	65.0	± 9.6 %
		Y	8.45	76.61	21.56		65.0	
		Z	8.51	77.09	21.79		65.0	
10105-CAB	LTE-TDD (SC-FDMA, 100% RB, 20 MHz, 64-QAM)	X	7.66	74.39	20.91	3.98	65.0	± 9.6 %
		Y	7.76	74.87	21.08		65.0	
		Z	8.12	76.10	21.64		65.0	
10108-CAC	LTE-FDD (SC-FDMA, 100% RB, 10 MHz, QPSK)	X	2.91	69.93	16.73	0.00	150.0	± 9.6 %
		Y	2.79	69.40	16.43		150.0	
		Z	2.82	69.90	16.73		150.0	
10109-CAC	LTE-FDD (SC-FDMA, 100% RB, 10 MHz, 16-QAM)	X	3.05	67.65	16.07	0.00	150.0	± 9.6 %
		Y	2.98	67.37	15.86		150.0	
		Z	2.97	67.64	16.02		150.0	
10110-CAC	LTE-FDD (SC-FDMA, 100% RB, 5 MHz, QPSK)	X	2.39	69.06	16.42	0.00	150.0	± 9.6 %
		Y	2.28	68.50	16.06		150.0	
		Z	2.30	69.09	16.40		150.0	
10111-CAC	LTE-FDD (SC-FDMA, 100% RB, 5 MHz, 16-QAM)	X	2.74	68.19	16.31	0.00	150.0	± 9.6 %
		Y	2.67	67.98	16.09		150.0	
		Z	2.67	68.35	16.26		150.0	

10112-CAC	LTE-FDD (SC-FDMA, 100% RB, 10 MHz, 64-QAM)	X	3.17	67.58	16.10	0.00	150.0	± 9.6 %
		Y	3.10	67.35	15.91		150.0	
		Z	3.09	67.60	16.06		150.0	
10113-CAC	LTE-FDD (SC-FDMA, 100% RB, 5 MHz, 64-QAM)	X	2.89	68.27	16.41	0.00	150.0	± 9.6 %
		Y	2.82	68.11	16.22		150.0	
		Z	2.82	68.46	16.37		150.0	
10114-CAB	IEEE 802.11n (HT Greenfield, 13.5 Mbps, BPSK)	X	5.27	67.35	16.58	0.00	150.0	± 9.6 %
		Y	5.24	67.34	16.54		150.0	
		Z	5.22	67.46	16.61		150.0	
10115-CAB	IEEE 802.11n (HT Greenfield, 81 Mbps, 16-QAM)	X	5.65	67.73	16.78	0.00	150.0	± 9.6 %
		Y	5.58	67.62	16.69		150.0	
		Z	5.52	67.64	16.71		150.0	
10116-CAB	IEEE 802.11n (HT Greenfield, 135 Mbps, 64-QAM)	X	5.41	67.65	16.65	0.00	150.0	± 9.6 %
		Y	5.36	67.61	16.60		150.0	
		Z	5.32	67.69	16.65		150.0	
10117-CAB	IEEE 802.11n (HT Mixed, 13.5 Mbps, BPSK)	X	5.27	67.34	16.59	0.00	150.0	± 9.6 %
		Y	5.21	67.24	16.50		150.0	
		Z	5.18	67.31	16.55		150.0	
10118-CAB	IEEE 802.11n (HT Mixed, 81 Mbps, 16-QAM)	X	5.74	67.93	16.89	0.00	150.0	± 9.6 %
		Y	5.69	67.90	16.84		150.0	
		Z	5.63	67.91	16.86		150.0	
10119-CAB	IEEE 802.11n (HT Mixed, 135 Mbps, 64-QAM)	X	5.38	67.60	16.65	0.00	150.0	± 9.6 %
		Y	5.33	67.54	16.58		150.0	
		Z	5.30	67.63	16.64		150.0	
10140-CAB	LTE-FDD (SC-FDMA, 100% RB, 15 MHz, 16-QAM)	X	3.53	67.76	16.14	0.00	150.0	± 9.6 %
		Y	3.46	67.52	15.97		150.0	
		Z	3.45	67.73	16.10		150.0	
10141-CAB	LTE-FDD (SC-FDMA, 100% RB, 15 MHz, 64-QAM)	X	3.65	67.80	16.28	0.00	150.0	± 9.6 %
		Y	3.58	67.60	16.13		150.0	
		Z	3.57	67.80	16.26		150.0	
10142-CAC	LTE-FDD (SC-FDMA, 100% RB, 3 MHz, QPSK)	X	2.16	69.01	16.19	0.00	150.0	± 9.6 %
		Y	2.05	68.42	15.76		150.0	
		Z	2.08	69.10	16.09		150.0	
10143-CAC	LTE-FDD (SC-FDMA, 100% RB, 3 MHz, 16-QAM)	X	2.60	68.85	16.14	0.00	150.0	± 9.6 %
		Y	2.52	68.61	15.83		150.0	
		Z	2.53	69.08	15.98		150.0	
10144-CAC	LTE-FDD (SC-FDMA, 100% RB, 3 MHz, 64-QAM)	X	2.44	67.03	14.81	0.00	150.0	± 9.6 %
		Y	2.34	66.65	14.40		150.0	
		Z	2.32	67.00	14.49		150.0	
10145-CAC	LTE-FDD (SC-FDMA, 100% RB, 1.4 MHz, QPSK)	X	1.49	66.91	13.54	0.00	150.0	± 9.6 %
		Y	1.35	65.78	12.56		150.0	
		Z	1.32	65.90	12.39		150.0	
10146-CAC	LTE-FDD (SC-FDMA, 100% RB, 1.4 MHz, 16-QAM)	X	3.04	72.14	15.77	0.00	150.0	± 9.6 %
		Y	2.51	69.11	13.64		150.0	
		Z	2.25	68.26	13.01		150.0	
10147-CAC	LTE-FDD (SC-FDMA, 100% RB, 1.4 MHz, 64-QAM)	X	3.86	75.64	17.39	0.00	150.0	± 9.6 %
		Y	3.09	71.90	15.02		150.0	
		Z	2.75	70.85	14.33		150.0	

10149-CAB	LTE-FDD (SC-FDMA, 50% RB, 20 MHz, 16-QAM)	X	3.06	67.70	16.11	0.00	150.0	± 9.6 %
		Y	2.98	67.43	15.90		150.0	
		Z	2.97	67.69	16.06		150.0	
10150-CAB	LTE-FDD (SC-FDMA, 50% RB, 20 MHz, 64-QAM)	X	3.18	67.63	16.14	0.00	150.0	± 9.6 %
		Y	3.11	67.40	15.95		150.0	
		Z	3.09	67.65	16.10		150.0	
10151-CAB	LTE-TDD (SC-FDMA, 50% RB, 20 MHz, QPSK)	X	9.07	80.10	22.26	3.98	65.0	± 9.6 %
		Y	9.07	80.39	22.34		65.0	
		Z	9.34	81.28	22.69		65.0	
10152-CAB	LTE-TDD (SC-FDMA, 50% RB, 20 MHz, 16-QAM)	X	8.23	76.96	21.53	3.98	65.0	± 9.6 %
		Y	8.06	76.77	21.37		65.0	
		Z	8.14	77.34	21.61		65.0	
10153-CAB	LTE-TDD (SC-FDMA, 50% RB, 20 MHz, 64-QAM)	X	8.57	77.63	22.13	3.98	65.0	± 9.6 %
		Y	8.45	77.59	22.04		65.0	
		Z	8.54	78.14	22.27		65.0	
10154-CAC	LTE-FDD (SC-FDMA, 50% RB, 10 MHz, QPSK)	X	2.44	69.46	16.67	0.00	150.0	± 9.6 %
		Y	2.33	68.89	16.32		150.0	
		Z	2.35	69.46	16.63		150.0	
10155-CAC	LTE-FDD (SC-FDMA, 50% RB, 10 MHz, 16-QAM)	X	2.74	68.19	16.32	0.00	150.0	± 9.6 %
		Y	2.67	67.99	16.10		150.0	
		Z	2.67	68.37	16.27		150.0	
10156-CAC	LTE-FDD (SC-FDMA, 50% RB, 5 MHz, QPSK)	X	2.02	69.21	16.12	0.00	150.0	± 9.6 %
		Y	1.90	68.51	15.60		150.0	
		Z	1.93	69.24	15.92		150.0	
10157-CAC	LTE-FDD (SC-FDMA, 50% RB, 5 MHz, 16-QAM)	X	2.28	67.66	14.94	0.00	150.0	± 9.6 %
		Y	2.17	67.19	14.46		150.0	
		Z	2.16	67.60	14.55		150.0	
10158-CAC	LTE-FDD (SC-FDMA, 50% RB, 10 MHz, 64-QAM)	X	2.89	68.31	16.45	0.00	150.0	± 9.6 %
		Y	2.83	68.16	16.26		150.0	
		Z	2.82	68.52	16.41		150.0	
10159-CAC	LTE-FDD (SC-FDMA, 50% RB, 5 MHz, 64-QAM)	X	2.38	68.04	15.20	0.00	150.0	± 9.6 %
		Y	2.27	67.61	14.73		150.0	
		Z	2.27	68.00	14.80		150.0	
10160-CAB	LTE-FDD (SC-FDMA, 50% RB, 15 MHz, QPSK)	X	2.92	69.02	16.56	0.00	150.0	± 9.6 %
		Y	2.83	68.66	16.32		150.0	
		Z	2.84	69.11	16.57		150.0	
10161-CAB	LTE-FDD (SC-FDMA, 50% RB, 15 MHz, 16-QAM)	X	3.07	67.53	16.08	0.00	150.0	± 9.6 %
		Y	3.00	67.32	15.88		150.0	
		Z	2.99	67.59	16.03		150.0	
10162-CAB	LTE-FDD (SC-FDMA, 50% RB, 15 MHz, 64-QAM)	X	3.18	67.61	16.15	0.00	150.0	± 9.6 %
		Y	3.11	67.44	15.98		150.0	
		Z	3.10	67.72	16.13		150.0	
10166-CAC	LTE-FDD (SC-FDMA, 50% RB, 1.4 MHz, QPSK)	X	3.81	69.85	19.56	3.01	150.0	± 9.6 %
		Y	3.78	69.99	19.42		150.0	
		Z	3.66	69.89	19.45		150.0	
10167-CAC	LTE-FDD (SC-FDMA, 50% RB, 1.4 MHz, 16-QAM)	X	4.68	72.67	20.04	3.01	150.0	± 9.6 %
		Y	4.76	73.21	20.01		150.0	
		Z	4.49	72.88	19.97		150.0	

10168-CAC	LTE-FDD (SC-FDMA, 50% RB, 1.4 MHz, 64-QAM)	X	5.08	74.47	21.14	3.01	150.0	± 9.6 %
		Y	5.27	75.45	21.32		150.0	
		Z	4.93	74.94	21.19		150.0	
10169-CAB	LTE-FDD (SC-FDMA, 1 RB, 20 MHz, QPSK)	X	3.25	70.08	19.73	3.01	150.0	± 9.6 %
		Y	3.26	70.19	19.53		150.0	
		Z	3.03	69.42	19.31		150.0	
10170-CAB	LTE-FDD (SC-FDMA, 1 RB, 20 MHz, 16-QAM)	X	4.40	75.71	21.91	3.01	150.0	± 9.6 %
		Y	4.68	76.90	22.11		150.0	
		Z	4.09	75.21	21.59		150.0	
10171-AAB	LTE-FDD (SC-FDMA, 1 RB, 20 MHz, 64-QAM)	X	3.73	72.12	19.46	3.01	150.0	± 9.6 %
		Y	3.80	72.44	19.27		150.0	
		Z	3.44	71.51	19.05		150.0	
10172-CAB	LTE-TDD (SC-FDMA, 1 RB, 20 MHz, QPSK)	X	22.19	104.91	32.74	6.02	65.0	± 9.6 %
		Y	18.18	101.07	31.34		65.0	
		Z	23.33	107.18	33.39		65.0	
10173-CAB	LTE-TDD (SC-FDMA, 1 RB, 20 MHz, 16-QAM)	X	26.74	104.16	30.89	6.02	65.0	± 9.6 %
		Y	32.12	107.29	31.48		65.0	
		Z	33.23	109.04	32.12		65.0	
10174-CAB	LTE-TDD (SC-FDMA, 1 RB, 20 MHz, 64-QAM)	X	21.53	98.95	28.85	6.02	65.0	± 9.6 %
		Y	25.96	102.12	29.48		65.0	
		Z	25.02	102.54	29.73		65.0	
10175-CAC	LTE-FDD (SC-FDMA, 1 RB, 10 MHz, QPSK)	X	3.22	69.80	19.51	3.01	150.0	± 9.6 %
		Y	3.21	69.86	19.28		150.0	
		Z	3.00	69.15	19.09		150.0	
10176-CAC	LTE-FDD (SC-FDMA, 1 RB, 10 MHz, 16-QAM)	X	4.40	75.73	21.92	3.01	150.0	± 9.6 %
		Y	4.69	76.92	22.12		150.0	
		Z	4.10	75.24	21.60		150.0	
10177-CAE	LTE-FDD (SC-FDMA, 1 RB, 5 MHz, QPSK)	X	3.24	69.95	19.60	3.01	150.0	± 9.6 %
		Y	3.24	70.02	19.38		150.0	
		Z	3.03	69.29	19.17		150.0	
10178-CAC	LTE-FDD (SC-FDMA, 1 RB, 5 MHz, 16-QAM)	X	4.36	75.49	21.79	3.01	150.0	± 9.6 %
		Y	4.63	76.65	21.98		150.0	
		Z	4.06	75.04	21.49		150.0	
10179-CAC	LTE-FDD (SC-FDMA, 1 RB, 10 MHz, 64-QAM)	X	4.04	73.85	20.58	3.01	150.0	± 9.6 %
		Y	4.20	74.52	20.55		150.0	
		Z	3.75	73.30	20.21		150.0	
10180-CAC	LTE-FDD (SC-FDMA, 1 RB, 5 MHz, 64-QAM)	X	3.72	72.05	19.41	3.01	150.0	± 9.6 %
		Y	3.79	72.35	19.21		150.0	
		Z	3.43	71.45	19.01		150.0	
10181-CAB	LTE-FDD (SC-FDMA, 1 RB, 15 MHz, QPSK)	X	3.24	69.93	19.59	3.01	150.0	± 9.6 %
		Y	3.24	70.01	19.37		150.0	
		Z	3.02	69.27	19.16		150.0	
10182-CAB	LTE-FDD (SC-FDMA, 1 RB, 15 MHz, 16-QAM)	X	4.35	75.47	21.78	3.01	150.0	± 9.6 %
		Y	4.62	76.63	21.97		150.0	
		Z	4.06	75.02	21.48		150.0	
10183-AAA	LTE-FDD (SC-FDMA, 1 RB, 15 MHz, 64-QAM)	X	3.71	72.02	19.40	3.01	150.0	± 9.6 %
		Y	3.78	72.33	19.20		150.0	
		Z	3.43	71.43	18.99		150.0	

10184-CAC	LTE-FDD (SC-FDMA, 1 RB, 3 MHz, QPSK)	X	3.25	69.97	19.61	3.01	150.0	± 9.6 %
		Y	3.25	70.05	19.39		150.0	
		Z	3.03	69.31	19.18		150.0	
10185-CAC	LTE-FDD (SC-FDMA, 1 RB, 3 MHz, 16-QAM)	X	4.37	75.54	21.81	3.01	150.0	± 9.6 %
		Y	4.65	76.71	22.01		150.0	
		Z	4.08	75.08	21.52		150.0	
10186-AAC	LTE-FDD (SC-FDMA, 1 RB, 3 MHz, 64-QAM)	X	3.73	72.09	19.43	3.01	150.0	± 9.6 %
		Y	3.80	72.40	19.24		150.0	
		Z	3.45	71.50	19.03		150.0	
10187-CAC	LTE-FDD (SC-FDMA, 1 RB, 1.4 MHz, QPSK)	X	3.25	70.01	19.66	3.01	150.0	± 9.6 %
		Y	3.26	70.10	19.45		150.0	
		Z	3.04	69.36	19.24		150.0	
10188-CAC	LTE-FDD (SC-FDMA, 1 RB, 1.4 MHz, 16-QAM)	X	4.50	76.15	22.16	3.01	150.0	± 9.6 %
		Y	4.81	77.45	22.42		150.0	
		Z	4.19	75.67	21.86		150.0	
10189-AAC	LTE-FDD (SC-FDMA, 1 RB, 1.4 MHz, 64-QAM)	X	3.80	72.49	19.69	3.01	150.0	± 9.6 %
		Y	3.89	72.86	19.52		150.0	
		Z	3.52	71.89	19.29		150.0	
10193-CAB	IEEE 802.11n (HT Greenfield, 6.5 Mbps, BPSK)	X	4.68	66.74	16.32	0.00	150.0	± 9.6 %
		Y	4.63	66.69	16.23		150.0	
		Z	4.59	66.82	16.29		150.0	
10194-CAB	IEEE 802.11n (HT Greenfield, 39 Mbps, 16-QAM)	X	4.87	67.10	16.44	0.00	150.0	± 9.6 %
		Y	4.81	67.03	16.35		150.0	
		Z	4.77	67.14	16.42		150.0	
10195-CAB	IEEE 802.11n (HT Greenfield, 65 Mbps, 64-QAM)	X	4.91	67.12	16.45	0.00	150.0	± 9.6 %
		Y	4.85	67.06	16.37		150.0	
		Z	4.81	67.17	16.44		150.0	
10196-CAB	IEEE 802.11n (HT Mixed, 6.5 Mbps, BPSK)	X	4.69	66.83	16.36	0.00	150.0	± 9.6 %
		Y	4.63	66.77	16.26		150.0	
		Z	4.60	66.89	16.31		150.0	
10197-CAB	IEEE 802.11n (HT Mixed, 39 Mbps, 16-QAM)	X	4.89	67.12	16.45	0.00	150.0	± 9.6 %
		Y	4.82	67.05	16.37		150.0	
		Z	4.78	67.16	16.43		150.0	
10198-CAB	IEEE 802.11n (HT Mixed, 65 Mbps, 64-QAM)	X	4.92	67.13	16.46	0.00	150.0	± 9.6 %
		Y	4.85	67.08	16.38		150.0	
		Z	4.81	67.19	16.45		150.0	
10219-CAB	IEEE 802.11n (HT Mixed, 7.2 Mbps, BPSK)	X	4.64	66.84	16.32	0.00	150.0	± 9.6 %
		Y	4.58	66.78	16.22		150.0	
		Z	4.55	66.90	16.27		150.0	
10220-CAB	IEEE 802.11n (HT Mixed, 43.3 Mbps, 16-QAM)	X	4.89	67.11	16.45	0.00	150.0	± 9.6 %
		Y	4.82	67.03	16.36		150.0	
		Z	4.78	67.14	16.42		150.0	
10221-CAB	IEEE 802.11n (HT Mixed, 72.2 Mbps, 64-QAM)	X	4.92	67.07	16.45	0.00	150.0	± 9.6 %
		Y	4.86	67.01	16.37		150.0	
		Z	4.82	67.12	16.43		150.0	
10222-CAB	IEEE 802.11n (HT Mixed, 15 Mbps, BPSK)	X	5.25	67.35	16.59	0.00	150.0	± 9.6 %
		Y	5.19	67.24	16.50		150.0	
		Z	5.15	67.31	16.55		150.0	

10223-CAB	IEEE 802.11n (HT Mixed, 90 Mbps, 16-QAM)	X	5.61	67.69	16.79	0.00	150.0	± 9.6 %
		Y	5.51	67.48	16.64		150.0	
		Z	5.47	67.56	16.70		150.0	
10224-CAB	IEEE 802.11n (HT Mixed, 150 Mbps, 64-QAM)	X	5.29	67.44	16.56	0.00	150.0	± 9.6 %
		Y	5.23	67.35	16.47		150.0	
		Z	5.20	67.43	16.53		150.0	
10225-CAB	UMTS-FDD (HSPA+)	X	2.93	66.24	15.61	0.00	150.0	± 9.6 %
		Y	2.88	66.11	15.40		150.0	
		Z	2.86	66.35	15.49		150.0	
10226-CAA	LTE-TDD (SC-FDMA, 1 RB, 1.4 MHz, 16-QAM)	X	28.11	105.20	31.28	6.02	65.0	± 9.6 %
		Y	34.48	108.73	31.97		65.0	
		Z	35.55	110.42	32.58		65.0	
10227-CAA	LTE-TDD (SC-FDMA, 1 RB, 1.4 MHz, 64-QAM)	X	23.67	100.73	29.46	6.02	65.0	± 9.6 %
		Y	28.79	104.06	30.12		65.0	
		Z	29.74	105.65	30.68		65.0	
10228-CAA	LTE-TDD (SC-FDMA, 1 RB, 1.4 MHz, QPSK)	X	25.49	108.07	33.77	6.02	65.0	± 9.6 %
		Y	25.69	108.19	33.55		65.0	
		Z	28.56	111.54	34.73		65.0	
10229-CAB	LTE-TDD (SC-FDMA, 1 RB, 3 MHz, 16-QAM)	X	26.78	104.17	30.90	6.02	65.0	± 9.6 %
		Y	32.21	107.33	31.50		65.0	
		Z	33.28	109.05	32.13		65.0	
10230-CAB	LTE-TDD (SC-FDMA, 1 RB, 3 MHz, 64-QAM)	X	22.70	99.90	29.14	6.02	65.0	± 9.6 %
		Y	27.15	102.91	29.72		65.0	
		Z	28.07	104.53	30.30		65.0	
10231-CAB	LTE-TDD (SC-FDMA, 1 RB, 3 MHz, QPSK)	X	24.36	107.06	33.41	6.02	65.0	± 9.6 %
		Y	24.27	106.95	33.12		65.0	
		Z	26.96	110.27	34.30		65.0	
10232-CAB	LTE-TDD (SC-FDMA, 1 RB, 5 MHz, 16-QAM)	X	26.76	104.17	30.90	6.02	65.0	± 9.6 %
		Y	32.18	107.32	31.49		65.0	
		Z	33.27	109.06	32.13		65.0	
10233-CAB	LTE-TDD (SC-FDMA, 1 RB, 5 MHz, 64-QAM)	X	22.70	99.91	29.15	6.02	65.0	± 9.6 %
		Y	27.14	102.92	29.72		65.0	
		Z	28.07	104.54	30.30		65.0	
10234-CAB	LTE-TDD (SC-FDMA, 1 RB, 5 MHz, QPSK)	X	23.29	105.99	32.99	6.02	65.0	± 9.6 %
		Y	23.00	105.71	32.65		65.0	
		Z	25.54	108.99	33.83		65.0	
10235-CAB	LTE-TDD (SC-FDMA, 1 RB, 10 MHz, 16-QAM)	X	26.83	104.23	30.92	6.02	65.0	± 9.6 %
		Y	32.29	107.40	31.52		65.0	
		Z	33.41	109.14	32.15		65.0	
10236-CAB	LTE-TDD (SC-FDMA, 1 RB, 10 MHz, 64-QAM)	X	22.90	100.05	29.18	6.02	65.0	± 9.6 %
		Y	27.39	103.06	29.76		65.0	
		Z	28.37	104.70	30.34		65.0	
10237-CAB	LTE-TDD (SC-FDMA, 1 RB, 10 MHz, QPSK)	X	24.55	107.24	33.46	6.02	65.0	± 9.6 %
		Y	24.44	107.11	33.17		65.0	
		Z	27.21	110.48	34.36		65.0	
10238-CAB	LTE-TDD (SC-FDMA, 1 RB, 15 MHz, 16-QAM)	X	26.76	104.18	30.90	6.02	65.0	± 9.6 %
		Y	32.18	107.33	31.50		65.0	
		Z	33.28	109.07	32.13		65.0	

10239-CAB	LTE-TDD (SC-FDMA, 1 RB, 15 MHz, 64-QAM)	X	22.70	99.93	29.15	6.02	65.0	± 9.6 %
		Y	27.12	102.93	29.73		65.0	
		Z	28.06	104.54	30.31		65.0	
10240-CAB	LTE-TDD (SC-FDMA, 1 RB, 15 MHz, QPSK)	X	24.47	107.18	33.44	6.02	65.0	± 9.6 %
		Y	24.36	107.06	33.15		65.0	
		Z	27.11	110.42	34.34		65.0	
10241-CAA	LTE-TDD (SC-FDMA, 50% RB, 1.4 MHz, 16-QAM)	X	11.77	85.84	27.41	6.98	65.0	± 9.6 %
		Y	12.07	86.61	27.47		65.0	
		Z	12.08	87.42	27.86		65.0	
10242-CAA	LTE-TDD (SC-FDMA, 50% RB, 1.4 MHz, 64-QAM)	X	10.89	84.05	26.62	6.98	65.0	± 9.6 %
		Y	11.66	85.82	27.08		65.0	
		Z	11.06	85.44	27.01		65.0	
10243-CAA	LTE-TDD (SC-FDMA, 50% RB, 1.4 MHz, QPSK)	X	9.09	81.73	26.56	6.98	65.0	± 9.6 %
		Y	9.43	82.84	26.80		65.0	
		Z	9.04	82.62	26.81		65.0	
10244-CAB	LTE-TDD (SC-FDMA, 50% RB, 3 MHz, 16-QAM)	X	9.26	80.29	21.29	3.98	65.0	± 9.6 %
		Y	9.13	79.89	20.69		65.0	
		Z	8.77	79.44	20.31		65.0	
10245-CAB	LTE-TDD (SC-FDMA, 50% RB, 3 MHz, 64-QAM)	X	9.14	79.83	21.06	3.98	65.0	± 9.6 %
		Y	8.96	79.34	20.43		65.0	
		Z	8.57	78.82	20.02		65.0	
10246-CAB	LTE-TDD (SC-FDMA, 50% RB, 3 MHz, QPSK)	X	8.98	82.32	21.90	3.98	65.0	± 9.6 %
		Y	8.86	82.21	21.62		65.0	
		Z	9.12	82.83	21.67		65.0	
10247-CAB	LTE-TDD (SC-FDMA, 50% RB, 5 MHz, 16-QAM)	X	7.66	77.47	20.57	3.98	65.0	± 9.6 %
		Y	7.50	77.27	20.26		65.0	
		Z	7.51	77.52	20.21		65.0	
10248-CAB	LTE-TDD (SC-FDMA, 50% RB, 5 MHz, 64-QAM)	X	7.66	77.05	20.39	3.98	65.0	± 9.6 %
		Y	7.46	76.74	20.03		65.0	
		Z	7.45	76.97	19.98		65.0	
10249-CAB	LTE-TDD (SC-FDMA, 50% RB, 5 MHz, QPSK)	X	9.79	83.92	23.10	3.98	65.0	± 9.6 %
		Y	9.86	84.24	23.05		65.0	
		Z	10.43	85.45	23.38		65.0	
10250-CAB	LTE-TDD (SC-FDMA, 50% RB, 10 MHz, 16-QAM)	X	8.46	79.16	22.44	3.98	65.0	± 9.6 %
		Y	8.39	79.24	22.37		65.0	
		Z	8.51	79.84	22.56		65.0	
10251-CAB	LTE-TDD (SC-FDMA, 50% RB, 10 MHz, 64-QAM)	X	8.10	77.30	21.43	3.98	65.0	± 9.6 %
		Y	7.94	77.16	21.24		65.0	
		Z	8.04	77.74	21.43		65.0	
10252-CAB	LTE-TDD (SC-FDMA, 50% RB, 10 MHz, QPSK)	X	9.65	82.98	23.38	3.98	65.0	± 9.6 %
		Y	9.72	83.40	23.47		65.0	
		Z	10.23	84.68	23.92		65.0	
10253-CAB	LTE-TDD (SC-FDMA, 50% RB, 15 MHz, 16-QAM)	X	8.03	76.40	21.33	3.98	65.0	± 9.6 %
		Y	7.88	76.23	21.16		65.0	
		Z	7.96	76.80	21.39		65.0	
10254-CAB	LTE-TDD (SC-FDMA, 50% RB, 15 MHz, 64-QAM)	X	8.38	77.08	21.89	3.98	65.0	± 9.6 %
		Y	8.26	77.03	21.78		65.0	
		Z	8.34	77.57	21.99		65.0	

10255-CAB	LTE-TDD (SC-FDMA, 50% RB, 15 MHz, QPSK)	X	8.79	79.75	22.35	3.98	65.0	± 9.6 %
		Y	8.77	79.99	22.39		65.0	
		Z	9.03	80.91	22.75		65.0	
10256-CAA	LTE-TDD (SC-FDMA, 100% RB, 1.4 MHz, 16-QAM)	X	8.34	78.29	19.75	3.98	65.0	± 9.6 %
		Y	7.87	77.13	18.78		65.0	
		Z	7.38	76.27	18.18		65.0	
10257-CAA	LTE-TDD (SC-FDMA, 100% RB, 1.4 MHz, 64-QAM)	X	8.16	77.60	19.40	3.98	65.0	± 9.6 %
		Y	7.65	76.36	18.38		65.0	
		Z	7.14	75.45	17.75		65.0	
10258-CAA	LTE-TDD (SC-FDMA, 100% RB, 1.4 MHz, QPSK)	X	7.81	79.68	20.34	3.98	65.0	± 9.6 %
		Y	7.44	78.93	19.74		65.0	
		Z	7.33	78.78	19.45		65.0	
10259-CAB	LTE-TDD (SC-FDMA, 100% RB, 3 MHz, 16-QAM)	X	7.98	78.07	21.22	3.98	65.0	± 9.6 %
		Y	7.85	77.97	21.00		65.0	
		Z	7.91	78.38	21.05		65.0	
10260-CAB	LTE-TDD (SC-FDMA, 100% RB, 3 MHz, 64-QAM)	X	8.00	77.82	21.14	3.98	65.0	± 9.6 %
		Y	7.85	77.69	20.90		65.0	
		Z	7.89	78.05	20.93		65.0	
10261-CAB	LTE-TDD (SC-FDMA, 100% RB, 3 MHz, QPSK)	X	9.39	82.95	23.03	3.98	65.0	± 9.6 %
		Y	9.40	83.20	22.99		65.0	
		Z	9.89	84.39	23.35		65.0	
10262-CAB	LTE-TDD (SC-FDMA, 100% RB, 5 MHz, 16-QAM)	X	8.45	79.12	22.41	3.98	65.0	± 9.6 %
		Y	8.37	79.19	22.33		65.0	
		Z	8.49	79.79	22.52		65.0	
10263-CAB	LTE-TDD (SC-FDMA, 100% RB, 5 MHz, 64-QAM)	X	8.09	77.29	21.43	3.98	65.0	± 9.6 %
		Y	7.93	77.15	21.23		65.0	
		Z	8.03	77.72	21.42		65.0	
10264-CAB	LTE-TDD (SC-FDMA, 100% RB, 5 MHz, QPSK)	X	9.59	82.85	23.31	3.98	65.0	± 9.6 %
		Y	9.65	83.25	23.39		65.0	
		Z	10.15	84.52	23.84		65.0	
10265-CAB	LTE-TDD (SC-FDMA, 100% RB, 10 MHz, 16-QAM)	X	8.23	76.96	21.54	3.98	65.0	± 9.6 %
		Y	8.05	76.77	21.37		65.0	
		Z	8.14	77.34	21.62		65.0	
10266-CAB	LTE-TDD (SC-FDMA, 100% RB, 10 MHz, 64-QAM)	X	8.57	77.63	22.13	3.98	65.0	± 9.6 %
		Y	8.45	77.58	22.04		65.0	
		Z	8.54	78.13	22.27		65.0	
10267-CAB	LTE-TDD (SC-FDMA, 100% RB, 10 MHz, QPSK)	X	9.05	80.07	22.24	3.98	65.0	± 9.6 %
		Y	9.05	80.35	22.33		65.0	
		Z	9.32	81.24	22.68		65.0	
10268-CAB	LTE-TDD (SC-FDMA, 100% RB, 15 MHz, 16-QAM)	X	8.69	76.48	21.68	3.98	65.0	± 9.6 %
		Y	8.55	76.37	21.58		65.0	
		Z	8.60	76.83	21.80		65.0	
10269-CAB	LTE-TDD (SC-FDMA, 100% RB, 15 MHz, 64-QAM)	X	8.62	76.09	21.59	3.98	65.0	± 9.6 %
		Y	8.49	75.98	21.48		65.0	
		Z	8.53	76.42	21.69		65.0	
10270-CAB	LTE-TDD (SC-FDMA, 100% RB, 15 MHz, QPSK)	X	8.67	77.60	21.41	3.98	65.0	± 9.6 %
		Y	8.63	77.77	21.46		65.0	
		Z	8.74	78.33	21.70		65.0	

10274-CAB	UMTS-FDD (HSUPA, Subtest 5, 3GPP Rel8.10)	X	2.68	66.49	15.46	0.00	150.0	± 9.6 %
		Y	2.64	66.36	15.25		150.0	
		Z	2.64	66.72	15.41		150.0	
10275-CAB	UMTS-FDD (HSUPA, Subtest 5, 3GPP Rel8.4)	X	1.72	68.30	15.90	0.00	150.0	± 9.6 %
		Y	1.64	67.59	15.43		150.0	
		Z	1.68	68.42	15.88		150.0	
10277-CAA	PHS (QPSK)	X	6.02	70.66	14.97	9.03	50.0	± 9.6 %
		Y	5.73	70.04	14.38		50.0	
		Z	5.47	69.48	13.86		50.0	
10278-CAA	PHS (QPSK, BW 884MHz, Rolloff 0.5)	X	9.23	79.88	21.13	9.03	50.0	± 9.6 %
		Y	8.97	79.40	20.65		50.0	
		Z	8.63	78.73	20.10		50.0	
10279-CAA	PHS (QPSK, BW 884MHz, Rolloff 0.38)	X	9.39	80.07	21.21	9.03	50.0	± 9.6 %
		Y	9.09	79.55	20.72		50.0	
		Z	8.75	78.88	20.18		50.0	
10290-AAB	CDMA2000, RC1, SO55, Full Rate	X	1.67	69.78	15.10	0.00	150.0	± 9.6 %
		Y	1.51	68.57	14.20		150.0	
		Z	1.56	69.54	14.49		150.0	
10291-AAB	CDMA2000, RC3, SO55, Full Rate	X	0.96	66.88	13.65	0.00	150.0	± 9.6 %
		Y	0.87	65.74	12.73		150.0	
		Z	0.90	66.64	13.05		150.0	
10292-AAB	CDMA2000, RC3, SO32, Full Rate	X	1.19	70.85	15.94	0.00	150.0	± 9.6 %
		Y	1.05	69.19	14.82		150.0	
		Z	1.18	71.28	15.64		150.0	
10293-AAB	CDMA2000, RC3, SO3, Full Rate	X	1.65	75.83	18.54	0.00	150.0	± 9.6 %
		Y	1.46	74.00	17.41		150.0	
		Z	1.83	77.80	18.80		150.0	
10295-AAB	CDMA2000, RC1, SO3, 1/8th Rate 25 fr.	X	11.15	84.56	24.72	9.03	50.0	± 9.6 %
		Y	11.48	85.16	24.70		50.0	
		Z	12.19	86.43	24.99		50.0	
10297-AAA	LTE-FDD (SC-FDMA, 50% RB, 20 MHz, QPSK)	X	2.92	70.02	16.79	0.00	150.0	± 9.6 %
		Y	2.80	69.49	16.50		150.0	
		Z	2.83	70.00	16.80		150.0	
10298-AAB	LTE-FDD (SC-FDMA, 50% RB, 3 MHz, QPSK)	X	1.78	68.61	15.11	0.00	150.0	± 9.6 %
		Y	1.64	67.69	14.36		150.0	
		Z	1.65	68.26	14.51		150.0	
10299-AAB	LTE-FDD (SC-FDMA, 50% RB, 3 MHz, 16-QAM)	X	3.45	73.44	17.11	0.00	150.0	± 9.6 %
		Y	3.15	71.73	15.70		150.0	
		Z	2.95	71.40	15.41		150.0	
10300-AAB	LTE-FDD (SC-FDMA, 50% RB, 3 MHz, 64-QAM)	X	2.57	68.19	14.01	0.00	150.0	± 9.6 %
		Y	2.33	66.78	12.69		150.0	
		Z	2.15	66.31	12.30		150.0	
10301-AAA	IEEE 802.16e WIMAX (29:18, 5ms, 10MHz, QPSK, PUSC)	X	5.86	68.43	18.97	4.17	80.0	± 9.6 %
		Y	5.73	68.29	18.79		80.0	
		Z	5.73	68.54	18.89		80.0	
10302-AAA	IEEE 802.16e WIMAX (29:18, 5ms, 10MHz, QPSK, PUSC, 3 CTRL symbols)	X	6.41	69.39	19.93	4.96	80.0	± 9.6 %
		Y	6.18	68.69	19.41		80.0	
		Z	6.26	69.42	19.81		80.0	

10303-AAA	IEEE 802.16e WiMAX (31:15, 5ms, 10MHz, 64QAM, PUSC)	X	6.28	69.56	20.03	4.96	80.0	± 9.6 %
		Y	6.03	68.73	19.43		80.0	
		Z	6.12	69.51	19.85		80.0	
10304-AAA	IEEE 802.16e WiMAX (29:18, 5ms, 10MHz, 64QAM, PUSC)	X	5.87	68.66	19.11	4.17	80.0	± 9.6 %
		Y	5.66	68.03	18.63		80.0	
		Z	5.73	68.70	18.98		80.0	
10305-AAA	IEEE 802.16e WiMAX (31:15, 10ms, 10MHz, 64QAM, PUSC, 15 symbols)	X	10.87	86.28	28.15	6.02	50.0	± 9.6 %
		Y	9.20	82.14	26.05		50.0	
		Z	10.60	85.84	27.56		50.0	
10306-AAA	IEEE 802.16e WiMAX (29:18, 10ms, 10MHz, 64QAM, PUSC, 18 symbols)	X	6.93	73.07	22.34	6.02	50.0	± 9.6 %
		Y	7.13	74.84	23.24		50.0	
		Z	6.73	72.91	22.01		50.0	
10307-AAA	IEEE 802.16e WiMAX (29:18, 10ms, 10MHz, QPSK, PUSC, 18 symbols)	X	7.09	73.92	22.53	6.02	50.0	± 9.6 %
		Y	7.45	76.22	23.67		50.0	
		Z	7.88	78.04	24.53		50.0	
10308-AAA	IEEE 802.16e WiMAX (29:18, 10ms, 10MHz, 16QAM, PUSC)	X	7.18	74.44	22.78	6.02	50.0	± 9.6 %
		Y	7.63	77.00	24.03		50.0	
		Z	8.15	79.07	24.99		50.0	
10309-AAA	IEEE 802.16e WiMAX (29:18, 10ms, 10MHz, 16QAM, AMC 2x3, 18 symbols)	X	7.07	73.44	22.54	6.02	50.0	± 9.6 %
		Y	7.26	75.20	23.43		50.0	
		Z	6.83	73.23	22.20		50.0	
10310-AAA	IEEE 802.16e WiMAX (29:18, 10ms, 10MHz, QPSK, AMC 2x3, 18 symbols)	X	6.97	73.37	22.38	6.02	50.0	± 9.6 %
		Y	7.25	75.39	23.40		50.0	
		Z	6.76	73.19	22.05		50.0	
10311-AAA	LTE-FDD (SC-FDMA, 100% RB, 15 MHz, QPSK)	X	3.27	69.28	16.42	0.00	150.0	± 9.6 %
		Y	3.15	68.78	16.15		150.0	
		Z	3.18	69.23	16.41		150.0	
10313-AAA	iDEN 1:3	X	7.81	79.31	19.48	6.99	70.0	± 9.6 %
		Y	7.89	79.65	19.53		70.0	
		Z	8.30	80.53	19.77		70.0	
10314-AAA	iDEN 1:6	X	9.30	83.83	23.52	10.00	30.0	± 9.6 %
		Y	10.04	85.52	24.09		30.0	
		Z	10.56	86.64	24.39		30.0	
10315-AAB	IEEE 802.11b WiFi 2.4 GHz (DSSS, 1 Mbps, 96pc duty cycle)	X	1.19	64.66	15.72	0.17	150.0	± 9.6 %
		Y	1.18	64.30	15.38		150.0	
		Z	1.18	64.77	15.73		150.0	
10316-AAB	IEEE 802.11g WiFi 2.4 GHz (ERP-OFDM, 6 Mbps, 96pc duty cycle)	X	4.79	66.96	16.55	0.17	150.0	± 9.6 %
		Y	4.74	66.91	16.46		150.0	
		Z	4.70	67.03	16.53		150.0	
10317-AAB	IEEE 802.11a WiFi 5 GHz (OFDM, 6 Mbps, 96pc duty cycle)	X	4.79	66.96	16.55	0.17	150.0	± 9.6 %
		Y	4.74	66.91	16.46		150.0	
		Z	4.70	67.03	16.53		150.0	
10400-AAC	IEEE 802.11ac WiFi (20MHz, 64-QAM, 99pc duty cycle)	X	4.88	67.18	16.45	0.00	150.0	± 9.6 %
		Y	4.81	67.10	16.35		150.0	
		Z	4.77	67.22	16.43		150.0	
10401-AAC	IEEE 802.11ac WiFi (40MHz, 64-QAM, 99pc duty cycle)	X	5.55	67.37	16.61	0.00	150.0	± 9.6 %
		Y	5.52	67.37	16.57		150.0	
		Z	5.50	67.52	16.66		150.0	

10402-AAC	IEEE 802.11ac WiFi (80MHz, 64-QAM, 99pc duty cycle)	X	5.84	67.79	16.66	0.00	150.0	± 9.6 %
		Y	5.77	67.68	16.57		150.0	
		Z	5.73	67.71	16.60		150.0	
10403-AAB	CDMA2000 (1xEV-DO, Rev. 0)	X	1.67	69.78	15.10	0.00	115.0	± 9.6 %
		Y	1.51	68.57	14.20		115.0	
		Z	1.56	69.54	14.49		115.0	
10404-AAB	CDMA2000 (1xEV-DO, Rev. A)	X	1.67	69.78	15.10	0.00	115.0	± 9.6 %
		Y	1.51	68.57	14.20		115.0	
		Z	1.56	69.54	14.49		115.0	
10406-AAB	CDMA2000, RC3, SO32, SCH0, Full Rate	X	33.75	112.39	30.22	0.00	100.0	± 9.6 %
		Y	100.00	123.27	31.37		100.0	
		Z	100.00	125.51	32.14		100.0	
10410-AAA	LTE-TDD (SC-FDMA, 1 RB, 10 MHz, QPSK, UL Subframe=2,3,4,7,8,9)	X	1.74	63.66	8.04	2.23	80.0	± 9.6 %
		Y	1.38	61.77	6.59		80.0	
		Z	1.19	61.18	6.06		80.0	
10415-AAA	IEEE 802.11b WiFi 2.4 GHz (DSSS, 1 Mbps, 99pc duty cycle)	X	1.04	63.16	14.84	0.00	150.0	± 9.6 %
		Y	1.03	62.86	14.52		150.0	
		Z	1.04	63.27	14.85		150.0	
10416-AAA	IEEE 802.11g WiFi 2.4 GHz (ERP-OFDM, 6 Mbps, 99pc duty cycle)	X	4.68	66.78	16.37	0.00	150.0	± 9.6 %
		Y	4.63	66.73	16.29		150.0	
		Z	4.60	66.86	16.36		150.0	
10417-AAA	IEEE 802.11a/h WiFi 5 GHz (OFDM, 6 Mbps, 99pc duty cycle)	X	4.68	66.78	16.37	0.00	150.0	± 9.6 %
		Y	4.63	66.73	16.29		150.0	
		Z	4.60	66.86	16.36		150.0	
10418-AAA	IEEE 802.11g WiFi 2.4 GHz (DSSS-OFDM, 6 Mbps, 99pc duty cycle, Long preamble)	X	4.67	66.92	16.38	0.00	150.0	± 9.6 %
		Y	4.62	66.87	16.30		150.0	
		Z	4.59	67.02	16.38		150.0	
10419-AAA	IEEE 802.11g WiFi 2.4 GHz (DSSS-OFDM, 6 Mbps, 99pc duty cycle, Short preamble)	X	4.69	66.88	16.39	0.00	150.0	± 9.6 %
		Y	4.64	66.83	16.30		150.0	
		Z	4.61	66.97	16.38		150.0	
10422-AAA	IEEE 802.11n (HT Greenfield, 7.2 Mbps, BPSK)	X	4.82	66.89	16.41	0.00	150.0	± 9.6 %
		Y	4.76	66.85	16.33		150.0	
		Z	4.73	66.97	16.40		150.0	
10423-AAA	IEEE 802.11n (HT Greenfield, 43.3 Mbps, 16-QAM)	X	5.01	67.26	16.54	0.00	150.0	± 9.6 %
		Y	4.94	67.19	16.45		150.0	
		Z	4.90	67.30	16.52		150.0	
10424-AAA	IEEE 802.11n (HT Greenfield, 72.2 Mbps, 64-QAM)	X	4.92	67.19	16.51	0.00	150.0	± 9.6 %
		Y	4.86	67.13	16.42		150.0	
		Z	4.82	67.25	16.49		150.0	
10425-AAA	IEEE 802.11n (HT Greenfield, 15 Mbps, BPSK)	X	5.54	67.62	16.72	0.00	150.0	± 9.6 %
		Y	5.49	67.58	16.67		150.0	
		Z	5.45	67.65	16.72		150.0	
10426-AAA	IEEE 802.11n (HT Greenfield, 90 Mbps, 16-QAM)	X	5.55	67.65	16.73	0.00	150.0	± 9.6 %
		Y	5.49	67.60	16.67		150.0	
		Z	5.46	67.70	16.74		150.0	

10427-AAA	IEEE 802.11n (HT Greenfield, 150 Mbps, 64-QAM)	X	5.55	67.61	16.71	0.00	150.0	± 9.6 %
		Y	5.50	67.55	16.64		150.0	
		Z	5.46	67.63	16.70		150.0	
10430-AAA	LTE-FDD (OFDMA, 5 MHz, E-TM 3.1)	X	4.31	70.12	18.04	0.00	150.0	± 9.6 %
		Y	4.29	70.45	18.10		150.0	
		Z	4.23	70.56	18.06		150.0	
10431-AAA	LTE-FDD (OFDMA, 10 MHz, E-TM 3.1)	X	4.40	67.33	16.41	0.00	150.0	± 9.6 %
		Y	4.32	67.26	16.29		150.0	
		Z	4.28	67.42	16.36		150.0	
10432-AAA	LTE-FDD (OFDMA, 15 MHz, E-TM 3.1)	X	4.69	67.23	16.46	0.00	150.0	± 9.6 %
		Y	4.62	67.16	16.36		150.0	
		Z	4.58	67.29	16.43		150.0	
10433-AAA	LTE-FDD (OFDMA, 20 MHz, E-TM 3.1)	X	4.94	67.23	16.53	0.00	150.0	± 9.6 %
		Y	4.87	67.16	16.44		150.0	
		Z	4.83	67.28	16.51		150.0	
10434-AAA	W-CDMA (BS Test Model 1, 64 DPCH)	X	4.38	70.81	18.01	0.00	150.0	± 9.6 %
		Y	4.37	71.21	18.05		150.0	
		Z	4.31	71.34	18.00		150.0	
10435-AAA	LTE-TDD (SC-FDMA, 1 RB, 20 MHz, QPSK, UL Subframe=2,3,4,7,8,9)	X	1.74	63.61	8.01	2.23	80.0	± 9.6 %
		Y	1.38	61.75	6.57		80.0	
		Z	1.19	61.16	6.05		80.0	
10447-AAA	LTE-FDD (OFDMA, 5 MHz, E-TM 3.1, Clipping 44%)	X	3.70	67.35	15.86	0.00	150.0	± 9.6 %
		Y	3.61	67.22	15.64		150.0	
		Z	3.57	67.43	15.68		150.0	
10448-AAA	LTE-FDD (OFDMA, 10 MHz, E-TM 3.1, Clipping 44%)	X	4.22	67.10	16.27	0.00	150.0	± 9.6 %
		Y	4.15	67.03	16.14		150.0	
		Z	4.12	67.20	16.22		150.0	
10449-AAA	LTE-FDD (OFDMA, 15 MHz, E-TM 3.1, Clipping 44%)	X	4.49	67.04	16.35	0.00	150.0	± 9.6 %
		Y	4.42	66.97	16.25		150.0	
		Z	4.39	67.11	16.33		150.0	
10450-AAA	LTE-FDD (OFDMA, 20 MHz, E-TM 3.1, Clipping 44%)	X	4.67	66.98	16.38	0.00	150.0	± 9.6 %
		Y	4.62	66.91	16.28		150.0	
		Z	4.59	67.03	16.35		150.0	
10451-AAA	W-CDMA (BS Test Model 1, 64 DPCH, Clipping 44%)	X	3.62	67.60	15.58	0.00	150.0	± 9.6 %
		Y	3.51	67.42	15.29		150.0	
		Z	3.46	67.61	15.30		150.0	
10456-AAA	IEEE 802.11ac WiFi (160MHz, 64-QAM, 99pc duty cycle)	X	6.40	68.21	16.89	0.00	150.0	± 9.6 %
		Y	6.35	68.13	16.82		150.0	
		Z	6.32	68.18	16.86		150.0	
10457-AAA	UMTS-FDD (DC-HSDPA)	X	3.88	65.40	16.09	0.00	150.0	± 9.6 %
		Y	3.86	65.36	15.99		150.0	
		Z	3.84	65.49	16.07		150.0	
10458-AAA	CDMA2000 (1xEV-DO, Rev. B, 2 carriers)	X	3.45	66.95	15.09	0.00	150.0	± 9.6 %
		Y	3.34	66.77	14.75		150.0	
		Z	3.29	66.99	14.74		150.0	
10459-AAA	CDMA2000 (1xEV-DO, Rev. B, 3 carriers)	X	4.59	65.33	15.97	0.00	150.0	± 9.6 %
		Y	4.51	65.40	15.82		150.0	
		Z	4.40	65.36	15.73		150.0	

10460-AAA	UMTS-FDD (WCDMA, AMR)	X	0.97	68.70	16.53	0.00	150.0	± 9.6 %
		Y	0.90	67.40	15.70		150.0	
		Z	0.96	68.91	16.58		150.0	
10461-AAA	LTE-TDD (SC-FDMA, 1 RB, 1.4 MHz, QPSK, UL Subframe=2,3,4,7,8,9)	X	100.00	126.27	33.67	3.29	80.0	± 9.6 %
		Y	100.00	124.73	32.73		80.0	
		Z	100.00	126.11	33.20		80.0	
10462-AAA	LTE-TDD (SC-FDMA, 1 RB, 1.4 MHz, 16-QAM, UL Subframe=2,3,4,7,8,9)	X	100.00	112.85	27.19	3.23	80.0	± 9.6 %
		Y	100.00	110.14	25.73		80.0	
		Z	100.00	110.66	25.78		80.0	
10463-AAA	LTE-TDD (SC-FDMA, 1 RB, 1.4 MHz, 64-QAM, UL Subframe=2,3,4,7,8,9)	X	100.00	110.01	25.82	3.23	80.0	± 9.6 %
		Y	45.24	98.68	22.35		80.0	
		Z	41.40	98.10	22.11		80.0	
10464-AAA	LTE-TDD (SC-FDMA, 1 RB, 3 MHz, QPSK, UL Subframe=2,3,4,7,8,9)	X	100.00	124.60	32.74	3.23	80.0	± 9.6 %
		Y	100.00	122.85	31.70		80.0	
		Z	100.00	124.18	32.14		80.0	
10465-AAA	LTE-TDD (SC-FDMA, 1 RB, 3 MHz, 16-QAM, UL Subframe=2,3,4,7,8,9)	X	100.00	112.39	26.96	3.23	80.0	± 9.6 %
		Y	100.00	109.65	25.48		80.0	
		Z	100.00	110.15	25.54		80.0	
10466-AAA	LTE-TDD (SC-FDMA, 1 RB, 3 MHz, 64-QAM, UL Subframe=2,3,4,7,8,9)	X	100.00	109.56	25.60	3.23	80.0	± 9.6 %
		Y	20.93	90.10	20.10		80.0	
		Z	19.90	90.01	19.99		80.0	
10467-AAA	LTE-TDD (SC-FDMA, 1 RB, 5 MHz, QPSK, UL Subframe=2,3,4,7,8,9)	X	100.00	124.80	32.83	3.23	80.0	± 9.6 %
		Y	100.00	123.06	31.80		80.0	
		Z	100.00	124.41	32.25		80.0	
10468-AAA	LTE-TDD (SC-FDMA, 1 RB, 5 MHz, 16-QAM, UL Subframe=2,3,4,7,8,9)	X	100.00	112.54	27.03	3.23	80.0	± 9.6 %
		Y	100.00	109.81	25.56		80.0	
		Z	100.00	110.32	25.61		80.0	
10469-AAA	LTE-TDD (SC-FDMA, 1 RB, 5 MHz, 64-QAM, UL Subframe=2,3,4,7,8,9)	X	100.00	109.58	25.60	3.23	80.0	± 9.6 %
		Y	21.63	90.47	20.19		80.0	
		Z	20.63	90.40	20.09		80.0	
10470-AAA	LTE-TDD (SC-FDMA, 1 RB, 10 MHz, QPSK, UL Subframe=2,3,4,7,8,9)	X	100.00	124.83	32.83	3.23	80.0	± 9.6 %
		Y	100.00	123.09	31.81		80.0	
		Z	100.00	124.44	32.25		80.0	
10471-AAA	LTE-TDD (SC-FDMA, 1 RB, 10 MHz, 16-QAM, UL Subframe=2,3,4,7,8,9)	X	100.00	112.50	27.01	3.23	80.0	± 9.6 %
		Y	100.00	109.76	25.53		80.0	
		Z	100.00	110.28	25.59		80.0	
10472-AAA	LTE-TDD (SC-FDMA, 1 RB, 10 MHz, 64-QAM, UL Subframe=2,3,4,7,8,9)	X	100.00	109.54	25.58	3.23	80.0	± 9.6 %
		Y	21.62	90.44	20.17		80.0	
		Z	20.65	90.38	20.07		80.0	
10473-AAA	LTE-TDD (SC-FDMA, 1 RB, 15 MHz, QPSK, UL Subframe=2,3,4,7,8,9)	X	100.00	124.81	32.82	3.23	80.0	± 9.6 %
		Y	100.00	123.06	31.79		80.0	
		Z	100.00	124.41	32.24		80.0	
10474-AAA	LTE-TDD (SC-FDMA, 1 RB, 15 MHz, 16-QAM, UL Subframe=2,3,4,7,8,9)	X	100.00	112.51	27.01	3.23	80.0	± 9.6 %
		Y	100.00	109.77	25.53		80.0	
		Z	100.00	110.28	25.59		80.0	
10475-AAA	LTE-TDD (SC-FDMA, 1 RB, 15 MHz, 64-QAM, UL Subframe=2,3,4,7,8,9)	X	100.00	109.55	25.58	3.23	80.0	± 9.6 %
		Y	21.21	90.24	20.12		80.0	
		Z	20.25	90.19	20.02		80.0	

10477-AAA	LTE-TDD (SC-FDMA, 1 RB, 20 MHz, 16-QAM, UL Subframe=2,3,4,7,8,9)	X	100.00	112.36	26.94	3.23	80.0	± 9.6 %
		Y	100.00	109.61	25.45		80.0	
		Z	100.00	110.11	25.51		80.0	
10478-AAA	LTE-TDD (SC-FDMA, 1 RB, 20 MHz, 64-QAM, UL Subframe=2,3,4,7,8,9)	X	100.00	109.50	25.56	3.23	80.0	± 9.6 %
		Y	20.76	89.98	20.04		80.0	
		Z	19.84	89.93	19.94		80.0	
10479-AAA	LTE-TDD (SC-FDMA, 50% RB, 1.4 MHz, QPSK, UL Subframe=2,3,4,7,8,9)	X	58.51	99.71	21.84	1.99	80.0	± 9.6 %
		Y	2.83	68.12	11.73		80.0	
		Z	2.02	65.19	10.20		80.0	
10480-AAA	LTE-TDD (SC-FDMA, 50% RB, 1.4 MHz, 16-QAM, UL Subframe=2,3,4,7,8,9)	X	1.94	62.29	8.97	1.99	80.0	± 9.6 %
		Y	1.48	60.00	7.15		80.0	
		Z	1.40	60.00	6.83		80.0	
10481-AAA	LTE-TDD (SC-FDMA, 50% RB, 1.4 MHz, 64-QAM, UL Subframe=2,3,4,7,8,9)	X	1.69	60.76	7.96	1.99	80.0	± 9.6 %
		Y	1.51	60.00	6.93		80.0	
		Z	1.42	60.00	6.60		80.0	
10482-AAA	LTE-TDD (SC-FDMA, 50% RB, 3 MHz, QPSK, UL Subframe=2,3,4,7,8,9)	X	6.22	79.53	19.48	1.99	80.0	± 9.6 %
		Y	5.67	78.20	18.70		80.0	
		Z	6.21	79.55	18.96		80.0	
10483-AAA	LTE-TDD (SC-FDMA, 50% RB, 3 MHz, 16-QAM, UL Subframe=2,3,4,7,8,9)	X	9.79	83.22	20.89	1.99	80.0	± 9.6 %
		Y	8.22	80.16	19.24		80.0	
		Z	7.74	79.40	18.72		80.0	
10484-AAA	LTE-TDD (SC-FDMA, 50% RB, 3 MHz, 64-QAM, UL Subframe=2,3,4,7,8,9)	X	8.79	81.50	20.33	1.99	80.0	± 9.6 %
		Y	7.36	78.50	18.69		80.0	
		Z	6.86	77.66	18.14		80.0	
10485-AAA	LTE-TDD (SC-FDMA, 50% RB, 5 MHz, QPSK, UL Subframe=2,3,4,7,8,9)	X	6.82	81.36	20.95	1.99	80.0	± 9.6 %
		Y	6.50	80.76	20.54		80.0	
		Z	7.40	82.92	21.18		80.0	
10486-AAA	LTE-TDD (SC-FDMA, 50% RB, 5 MHz, 16-QAM, UL Subframe=2,3,4,7,8,9)	X	4.82	73.42	17.80	1.99	80.0	± 9.6 %
		Y	4.63	72.97	17.36		80.0	
		Z	4.74	73.53	17.43		80.0	
10487-AAA	LTE-TDD (SC-FDMA, 50% RB, 5 MHz, 64-QAM, UL Subframe=2,3,4,7,8,9)	X	4.75	72.86	17.59	1.99	80.0	± 9.6 %
		Y	4.55	72.39	17.14		80.0	
		Z	4.62	72.85	17.16		80.0	
10488-AAA	LTE-TDD (SC-FDMA, 50% RB, 10 MHz, QPSK, UL Subframe=2,3,4,7,8,9)	X	6.33	79.06	20.79	1.99	80.0	± 9.6 %
		Y	6.06	78.64	20.56		80.0	
		Z	6.53	80.22	21.14		80.0	
10489-AAA	LTE-TDD (SC-FDMA, 50% RB, 10 MHz, 16-QAM, UL Subframe=2,3,4,7,8,9)	X	4.90	72.77	18.64	1.99	80.0	± 9.6 %
		Y	4.78	72.60	18.46		80.0	
		Z	4.87	73.25	18.68		80.0	
10490-AAA	LTE-TDD (SC-FDMA, 50% RB, 10 MHz, 64-QAM, UL Subframe=2,3,4,7,8,9)	X	4.94	72.37	18.52	1.99	80.0	± 9.6 %
		Y	4.82	72.23	18.34		80.0	
		Z	4.89	72.83	18.55		80.0	
10491-AAA	LTE-TDD (SC-FDMA, 50% RB, 15 MHz, QPSK, UL Subframe=2,3,4,7,8,9)	X	5.76	75.71	19.73	1.99	80.0	± 9.6 %
		Y	5.56	75.41	19.57		80.0	
		Z	5.77	76.39	19.98		80.0	
10492-AAA	LTE-TDD (SC-FDMA, 50% RB, 15 MHz, 16-QAM, UL Subframe=2,3,4,7,8,9)	X	5.05	71.42	18.41	1.99	80.0	± 9.6 %
		Y	4.93	71.27	18.27		80.0	
		Z	4.97	71.74	18.46		80.0	

10493-AAA	LTE-TDD (SC-FDMA, 50% RB, 15 MHz, 64-QAM, UL Subframe=2,3,4,7,8,9)	X	5.09	71.18	18.33	1.99	80.0	± 9.6 %
		Y	4.98	71.04	18.20		80.0	
		Z	5.01	71.48	18.38		80.0	
10494-AAA	LTE-TDD (SC-FDMA, 50% RB, 20 MHz, QPSK, UL Subframe=2,3,4,7,8,9)	X	6.53	77.72	20.27	1.99	80.0	± 9.6 %
		Y	6.28	77.34	20.10		80.0	
		Z	6.58	78.46	20.55		80.0	
10495-AAA	LTE-TDD (SC-FDMA, 50% RB, 20 MHz, 16-QAM, UL Subframe=2,3,4,7,8,9)	X	5.16	72.02	18.64	1.99	80.0	± 9.6 %
		Y	5.03	71.83	18.50		80.0	
		Z	5.08	72.30	18.71		80.0	
10496-AAA	LTE-TDD (SC-FDMA, 50% RB, 20 MHz, 64-QAM, UL Subframe=2,3,4,7,8,9)	X	5.18	71.54	18.50	1.99	80.0	± 9.6 %
		Y	5.05	71.37	18.37		80.0	
		Z	5.08	71.80	18.56		80.0	
10497-AAA	LTE-TDD (SC-FDMA, 100% RB, 1.4 MHz, QPSK, UL Subframe=2,3,4,7,8,9)	X	4.22	73.94	16.64	1.99	80.0	± 9.6 %
		Y	3.52	71.56	15.30		80.0	
		Z	3.45	71.36	14.94		80.0	
10498-AAA	LTE-TDD (SC-FDMA, 100% RB, 1.4 MHz, 16-QAM, UL Subframe=2,3,4,7,8,9)	X	2.80	66.23	12.64	1.99	80.0	± 9.6 %
		Y	2.34	64.22	11.27		80.0	
		Z	2.12	63.36	10.55		80.0	
10499-AAA	LTE-TDD (SC-FDMA, 100% RB, 1.4 MHz, 64-QAM, UL Subframe=2,3,4,7,8,9)	X	2.72	65.59	12.23	1.99	80.0	± 9.6 %
		Y	2.26	63.61	10.85		80.0	
		Z	2.04	62.73	10.11		80.0	
10500-AAA	LTE-TDD (SC-FDMA, 100% RB, 3 MHz, QPSK, UL Subframe=2,3,4,7,8,9)	X	6.32	79.75	20.69	1.99	80.0	± 9.6 %
		Y	6.07	79.31	20.38		80.0	
		Z	6.73	81.21	20.99		80.0	
10501-AAA	LTE-TDD (SC-FDMA, 100% RB, 3 MHz, 16-QAM, UL Subframe=2,3,4,7,8,9)	X	4.85	73.09	18.10	1.99	80.0	± 9.6 %
		Y	4.71	72.83	17.79		80.0	
		Z	4.82	73.48	17.94		80.0	
10502-AAA	LTE-TDD (SC-FDMA, 100% RB, 3 MHz, 64-QAM, UL Subframe=2,3,4,7,8,9)	X	4.86	72.75	17.93	1.99	80.0	± 9.6 %
		Y	4.72	72.50	17.62		80.0	
		Z	4.81	73.08	17.74		80.0	
10503-AAA	LTE-TDD (SC-FDMA, 100% RB, 5 MHz, QPSK, UL Subframe=2,3,4,7,8,9)	X	6.23	78.82	20.68	1.99	80.0	± 9.6 %
		Y	5.95	78.37	20.44		80.0	
		Z	6.42	79.94	21.02		80.0	
10504-AAA	LTE-TDD (SC-FDMA, 100% RB, 5 MHz, 16-QAM, UL Subframe=2,3,4,7,8,9)	X	4.87	72.67	18.59	1.99	80.0	± 9.6 %
		Y	4.75	72.49	18.40		80.0	
		Z	4.84	73.13	18.62		80.0	
10505-AAA	LTE-TDD (SC-FDMA, 100% RB, 5 MHz, 64-QAM, UL Subframe=2,3,4,7,8,9)	X	4.91	72.27	18.46	1.99	80.0	± 9.6 %
		Y	4.79	72.12	18.28		80.0	
		Z	4.86	72.72	18.49		80.0	
10506-AAA	LTE-TDD (SC-FDMA, 100% RB, 10 MHz, QPSK, UL Subframe=2,3,4,7,8,9)	X	6.46	77.55	20.19	1.99	80.0	± 9.6 %
		Y	6.21	77.15	20.02		80.0	
		Z	6.51	78.26	20.46		80.0	
10507-AAA	LTE-TDD (SC-FDMA, 100% RB, 10 MHz, 16-QAM, UL Subframe=2,3,4,7,8,9)	X	5.14	71.96	18.61	1.99	80.0	± 9.6 %
		Y	5.01	71.75	18.46		80.0	
		Z	5.06	72.23	18.67		80.0	

10508-AAA	LTE-TDD (SC-FDMA, 100% RB, 10 MHz, 64-QAM, UL Subframe=2,3,4,7,8,9)	X	5.16	71.47	18.46	1.99	80.0	± 9.6 %
		Y	5.03	71.29	18.32		80.0	
		Z	5.06	71.72	18.51		80.0	
10509-AAA	LTE-TDD (SC-FDMA, 100% RB, 15 MHz, QPSK, UL Subframe=2,3,4,7,8,9)	X	6.14	74.73	19.20	1.99	80.0	± 9.6 %
		Y	5.97	74.49	19.09		80.0	
		Z	6.10	75.16	19.39		80.0	
10510-AAA	LTE-TDD (SC-FDMA, 100% RB, 15 MHz, 16-QAM, UL Subframe=2,3,4,7,8,9)	X	5.51	71.17	18.39	1.99	80.0	± 9.6 %
		Y	5.39	70.97	18.27		80.0	
		Z	5.40	71.31	18.44		80.0	
10511-AAA	LTE-TDD (SC-FDMA, 100% RB, 15 MHz, 64-QAM, UL Subframe=2,3,4,7,8,9)	X	5.51	70.78	18.29	1.99	80.0	± 9.6 %
		Y	5.39	70.61	18.18		80.0	
		Z	5.40	70.92	18.33		80.0	
10512-AAA	LTE-TDD (SC-FDMA, 100% RB, 20 MHz, QPSK, UL Subframe=2,3,4,7,8,9)	X	6.82	76.98	19.86	1.99	80.0	± 9.6 %
		Y	6.58	76.61	19.70		80.0	
		Z	6.81	77.47	20.06		80.0	
10513-AAA	LTE-TDD (SC-FDMA, 100% RB, 20 MHz, 16-QAM, UL Subframe=2,3,4,7,8,9)	X	5.48	71.72	18.59	1.99	80.0	± 9.6 %
		Y	5.34	71.47	18.45		80.0	
		Z	5.36	71.82	18.62		80.0	
10514-AAA	LTE-TDD (SC-FDMA, 100% RB, 20 MHz, 64-QAM, UL Subframe=2,3,4,7,8,9)	X	5.41	71.11	18.42	1.99	80.0	± 9.6 %
		Y	5.28	70.89	18.29		80.0	
		Z	5.30	71.22	18.45		80.0	
10515-AAA	IEEE 802.11b WiFi 2.4 GHz (DSSS, 2 Mbps, 99pc duty cycle)	X	1.00	63.36	14.91	0.00	150.0	± 9.6 %
		Y	0.99	63.02	14.56		150.0	
		Z	1.00	63.47	14.92		150.0	
10516-AAA	IEEE 802.11b WiFi 2.4 GHz (DSSS, 5.5 Mbps, 99pc duty cycle)	X	0.68	71.55	17.93	0.00	150.0	± 9.6 %
		Y	0.59	68.73	16.35		150.0	
		Z	0.68	71.90	18.11		150.0	
10517-AAA	IEEE 802.11b WiFi 2.4 GHz (DSSS, 11 Mbps, 99pc duty cycle)	X	0.87	65.47	15.63	0.00	150.0	± 9.6 %
		Y	0.84	64.73	15.06		150.0	
		Z	0.86	65.56	15.65		150.0	
10518-AAA	IEEE 802.11a/h WiFi 5 GHz (OFDM, 9 Mbps, 99pc duty cycle)	X	4.68	66.86	16.35	0.00	150.0	± 9.6 %
		Y	4.62	66.81	16.27		150.0	
		Z	4.59	66.94	16.34		150.0	
10519-AAA	IEEE 802.11a/h WiFi 5 GHz (OFDM, 12 Mbps, 99pc duty cycle)	X	4.89	67.14	16.50	0.00	150.0	± 9.6 %
		Y	4.82	67.07	16.40		150.0	
		Z	4.78	67.18	16.46		150.0	
10520-AAA	IEEE 802.11a/h WiFi 5 GHz (OFDM, 18 Mbps, 99pc duty cycle)	X	4.74	67.11	16.42	0.00	150.0	± 9.6 %
		Y	4.67	67.03	16.32		150.0	
		Z	4.63	67.14	16.38		150.0	
10521-AAA	IEEE 802.11a/h WiFi 5 GHz (OFDM, 24 Mbps, 99pc duty cycle)	X	4.67	67.11	16.40	0.00	150.0	± 9.6 %
		Y	4.60	67.02	16.30		150.0	
		Z	4.56	67.13	16.37		150.0	
10522-AAA	IEEE 802.11a/h WiFi 5 GHz (OFDM, 36 Mbps, 99pc duty cycle)	X	4.72	67.12	16.45	0.00	150.0	± 9.6 %
		Y	4.66	67.08	16.37		150.0	
		Z	4.62	67.23	16.46		150.0	

10523-AAA	IEEE 802.11a/h WiFi 5 GHz (OFDM, 48 Mbps, 99pc duty cycle)	X	4.59	67.00	16.30	0.00	150.0	± 9.6 %
		Y	4.53	66.94	16.21		150.0	
		Z	4.50	67.08	16.29		150.0	
10524-AAA	IEEE 802.11a/h WiFi 5 GHz (OFDM, 54 Mbps, 99pc duty cycle)	X	4.67	67.07	16.44	0.00	150.0	± 9.6 %
		Y	4.60	67.01	16.35		150.0	
		Z	4.56	67.14	16.42		150.0	
10525-AAA	IEEE 802.11ac WiFi (20MHz, MCS0, 99pc duty cycle)	X	4.63	66.09	16.01	0.00	150.0	± 9.6 %
		Y	4.58	66.04	15.93		150.0	
		Z	4.55	66.18	16.00		150.0	
10526-AAA	IEEE 802.11ac WiFi (20MHz, MCS1, 99pc duty cycle)	X	4.83	66.49	16.16	0.00	150.0	± 9.6 %
		Y	4.76	66.42	16.07		150.0	
		Z	4.72	66.55	16.15		150.0	
10527-AAA	IEEE 802.11ac WiFi (20MHz, MCS2, 99pc duty cycle)	X	4.74	66.45	16.11	0.00	150.0	± 9.6 %
		Y	4.68	66.38	16.02		150.0	
		Z	4.64	66.51	16.09		150.0	
10528-AAA	IEEE 802.11ac WiFi (20MHz, MCS3, 99pc duty cycle)	X	4.76	66.47	16.14	0.00	150.0	± 9.6 %
		Y	4.69	66.40	16.05		150.0	
		Z	4.66	66.53	16.12		150.0	
10529-AAA	IEEE 802.11ac WiFi (20MHz, MCS4, 99pc duty cycle)	X	4.76	66.47	16.14	0.00	150.0	± 9.6 %
		Y	4.69	66.40	16.05		150.0	
		Z	4.66	66.53	16.12		150.0	
10531-AAA	IEEE 802.11ac WiFi (20MHz, MCS6, 99pc duty cycle)	X	4.77	66.61	16.17	0.00	150.0	± 9.6 %
		Y	4.69	66.52	16.07		150.0	
		Z	4.65	66.64	16.14		150.0	
10532-AAA	IEEE 802.11ac WiFi (20MHz, MCS7, 99pc duty cycle)	X	4.62	66.47	16.10	0.00	150.0	± 9.6 %
		Y	4.55	66.36	16.00		150.0	
		Z	4.51	66.48	16.07		150.0	
10533-AAA	IEEE 802.11ac WiFi (20MHz, MCS8, 99pc duty cycle)	X	4.77	66.50	16.12	0.00	150.0	± 9.6 %
		Y	4.70	66.43	16.03		150.0	
		Z	4.67	66.57	16.11		150.0	
10534-AAA	IEEE 802.11ac WiFi (40MHz, MCS0, 99pc duty cycle)	X	5.29	66.64	16.21	0.00	150.0	± 9.6 %
		Y	5.24	66.57	16.14		150.0	
		Z	5.20	66.65	16.19		150.0	
10535-AAA	IEEE 802.11ac WiFi (40MHz, MCS1, 99pc duty cycle)	X	5.36	66.79	16.27	0.00	150.0	± 9.6 %
		Y	5.31	66.74	16.21		150.0	
		Z	5.28	66.85	16.28		150.0	
10536-AAA	IEEE 802.11ac WiFi (40MHz, MCS2, 99pc duty cycle)	X	5.23	66.76	16.24	0.00	150.0	± 9.6 %
		Y	5.17	66.68	16.16		150.0	
		Z	5.14	66.78	16.23		150.0	
10537-AAA	IEEE 802.11ac WiFi (40MHz, MCS3, 99pc duty cycle)	X	5.29	66.75	16.24	0.00	150.0	± 9.6 %
		Y	5.23	66.66	16.16		150.0	
		Z	5.20	66.75	16.22		150.0	
10538-AAA	IEEE 802.11ac WiFi (40MHz, MCS4, 99pc duty cycle)	X	5.40	66.82	16.31	0.00	150.0	± 9.6 %
		Y	5.33	66.70	16.22		150.0	
		Z	5.29	66.77	16.27		150.0	
10540-AAA	IEEE 802.11ac WiFi (40MHz, MCS6, 99pc duty cycle)	X	5.31	66.77	16.31	0.00	150.0	± 9.6 %
		Y	5.26	66.70	16.23		150.0	
		Z	5.22	66.80	16.30		150.0	

10541-AAA	IEEE 802.11ac WiFi (40MHz, MCS7, 99pc duty cycle)	X	5.28	66.64	16.23	0.00	150.0	± 9.6 %
		Y	5.22	66.56	16.15		150.0	
		Z	5.19	66.65	16.21		150.0	
10542-AAA	IEEE 802.11ac WiFi (40MHz, MCS8, 99pc duty cycle)	X	5.44	66.72	16.29	0.00	150.0	± 9.6 %
		Y	5.38	66.64	16.21		150.0	
		Z	5.35	66.72	16.27		150.0	
10543-AAA	IEEE 802.11ac WiFi (40MHz, MCS9, 99pc duty cycle)	X	5.53	66.75	16.32	0.00	150.0	± 9.6 %
		Y	5.47	66.70	16.26		150.0	
		Z	5.43	66.78	16.32		150.0	
10544-AAA	IEEE 802.11ac WiFi (80MHz, MCS0, 99pc duty cycle)	X	5.58	66.73	16.19	0.00	150.0	± 9.6 %
		Y	5.54	66.67	16.13		150.0	
		Z	5.51	66.75	16.18		150.0	
10545-AAA	IEEE 802.11ac WiFi (80MHz, MCS1, 99pc duty cycle)	X	5.81	67.22	16.38	0.00	150.0	± 9.6 %
		Y	5.76	67.15	16.31		150.0	
		Z	5.72	67.23	16.37		150.0	
10546-AAA	IEEE 802.11ac WiFi (80MHz, MCS2, 99pc duty cycle)	X	5.68	67.02	16.30	0.00	150.0	± 9.6 %
		Y	5.62	66.92	16.22		150.0	
		Z	5.58	66.98	16.26		150.0	
10547-AAA	IEEE 802.11ac WiFi (80MHz, MCS3, 99pc duty cycle)	X	5.76	67.10	16.33	0.00	150.0	± 9.6 %
		Y	5.70	67.00	16.25		150.0	
		Z	5.65	67.02	16.27		150.0	
10548-AAA	IEEE 802.11ac WiFi (80MHz, MCS4, 99pc duty cycle)	X	6.17	68.50	17.00	0.00	150.0	± 9.6 %
		Y	6.07	68.26	16.85		150.0	
		Z	5.98	68.20	16.84		150.0	
10550-AAA	IEEE 802.11ac WiFi (80MHz, MCS6, 99pc duty cycle)	X	5.69	66.98	16.29	0.00	150.0	± 9.6 %
		Y	5.64	66.92	16.22		150.0	
		Z	5.61	67.01	16.29		150.0	
10551-AAA	IEEE 802.11ac WiFi (80MHz, MCS7, 99pc duty cycle)	X	5.70	67.05	16.28	0.00	150.0	± 9.6 %
		Y	5.64	66.94	16.20		150.0	
		Z	5.61	67.02	16.25		150.0	
10552-AAA	IEEE 802.11ac WiFi (80MHz, MCS8, 99pc duty cycle)	X	5.60	66.80	16.17	0.00	150.0	± 9.6 %
		Y	5.55	66.72	16.10		150.0	
		Z	5.52	66.80	16.15		150.0	
10553-AAA	IEEE 802.11ac WiFi (80MHz, MCS9, 99pc duty cycle)	X	5.70	66.86	16.23	0.00	150.0	± 9.6 %
		Y	5.64	66.77	16.15		150.0	
		Z	5.60	66.84	16.20		150.0	
10554-AAA	IEEE 1602.11ac WiFi (160MHz, MCS0, 99pc duty cycle)	X	5.99	67.13	16.30	0.00	150.0	± 9.6 %
		Y	5.95	67.06	16.23		150.0	
		Z	5.92	67.12	16.27		150.0	
10555-AAA	IEEE 1602.11ac WiFi (160MHz, MCS1, 99pc duty cycle)	X	6.14	67.48	16.45	0.00	150.0	± 9.6 %
		Y	6.10	67.40	16.38		150.0	
		Z	6.07	67.46	16.42		150.0	
10556-AAA	IEEE 1602.11ac WiFi (160MHz, MCS2, 99pc duty cycle)	X	6.16	67.50	16.45	0.00	150.0	± 9.6 %
		Y	6.11	67.42	16.38		150.0	
		Z	6.08	67.49	16.43		150.0	
10557-AAA	IEEE 1602.11ac WiFi (160MHz, MCS3, 99pc duty cycle)	X	6.13	67.44	16.44	0.00	150.0	± 9.6 %
		Y	6.08	67.33	16.36		150.0	
		Z	6.04	67.39	16.40		150.0	

10558-AAA	IEEE 1602.11ac WiFi (160MHz, MCS4, 99pc duty cycle)	X	6.20	67.65	16.56	0.00	150.0	± 9.6 %
		Y	6.14	67.52	16.46		150.0	
		Z	6.10	67.56	16.50		150.0	
10560-AAA	IEEE 1602.11ac WiFi (160MHz, MCS6, 99pc duty cycle)	X	6.18	67.44	16.49	0.00	150.0	± 9.6 %
		Y	6.12	67.33	16.41		150.0	
		Z	6.08	67.39	16.45		150.0	
10561-AAA	IEEE 1602.11ac WiFi (160MHz, MCS7, 99pc duty cycle)	X	6.10	67.42	16.52	0.00	150.0	± 9.6 %
		Y	6.05	67.32	16.44		150.0	
		Z	6.01	67.38	16.49		150.0	
10562-AAA	IEEE 1602.11ac WiFi (160MHz, MCS8, 99pc duty cycle)	X	6.28	67.96	16.80	0.00	150.0	± 9.6 %
		Y	6.20	67.79	16.67		150.0	
		Z	6.15	67.80	16.70		150.0	
10563-AAA	IEEE 1602.11ac WiFi (160MHz, MCS9, 99pc duty cycle)	X	6.68	68.69	17.11	0.00	150.0	± 9.6 %
		Y	6.58	68.48	16.98		150.0	
		Z	6.41	68.18	16.85		150.0	
10564-AAA	IEEE 802.11g WiFi 2.4 GHz (DSSS-OFDM, 9 Mbps, 99pc duty cycle)	X	5.03	67.01	16.56	0.46	150.0	± 9.6 %
		Y	4.97	66.94	16.46		150.0	
		Z	4.93	67.07	16.53		150.0	
10565-AAA	IEEE 802.11g WiFi 2.4 GHz (DSSS-OFDM, 12 Mbps, 99pc duty cycle)	X	5.28	67.47	16.87	0.46	150.0	± 9.6 %
		Y	5.21	67.40	16.78		150.0	
		Z	5.16	67.50	16.84		150.0	
10566-AAA	IEEE 802.11g WiFi 2.4 GHz (DSSS-OFDM, 18 Mbps, 99pc duty cycle)	X	5.11	67.35	16.71	0.46	150.0	± 9.6 %
		Y	5.04	67.26	16.61		150.0	
		Z	5.00	67.36	16.67		150.0	
10567-AAA	IEEE 802.11g WiFi 2.4 GHz (DSSS-OFDM, 24 Mbps, 99pc duty cycle)	X	5.13	67.69	17.02	0.46	150.0	± 9.6 %
		Y	5.07	67.63	16.95		150.0	
		Z	5.02	67.71	16.99		150.0	
10568-AAA	IEEE 802.11g WiFi 2.4 GHz (DSSS-OFDM, 36 Mbps, 99pc duty cycle)	X	5.03	67.13	16.49	0.46	150.0	± 9.6 %
		Y	4.96	67.05	16.39		150.0	
		Z	4.92	67.19	16.48		150.0	
10569-AAA	IEEE 802.11g WiFi 2.4 GHz (DSSS-OFDM, 48 Mbps, 99pc duty cycle)	X	5.07	67.71	17.04	0.46	150.0	± 9.6 %
		Y	5.02	67.69	16.99		150.0	
		Z	4.98	67.79	17.05		150.0	
10570-AAA	IEEE 802.11g WiFi 2.4 GHz (DSSS-OFDM, 54 Mbps, 99pc duty cycle)	X	5.12	67.58	17.00	0.46	150.0	± 9.6 %
		Y	5.05	67.55	16.93		150.0	
		Z	5.01	67.66	16.99		150.0	
10571-AAA	IEEE 802.11b WiFi 2.4 GHz (DSSS, 1 Mbps, 90pc duty cycle)	X	1.38	66.08	16.43	0.46	130.0	± 9.6 %
		Y	1.35	65.63	16.06		130.0	
		Z	1.37	66.19	16.44		130.0	
10572-AAA	IEEE 802.11b WiFi 2.4 GHz (DSSS, 2 Mbps, 90pc duty cycle)	X	1.41	66.72	16.79	0.46	130.0	± 9.6 %
		Y	1.38	66.24	16.41		130.0	
		Z	1.39	66.84	16.81		130.0	
10573-AAA	IEEE 802.11b WiFi 2.4 GHz (DSSS, 5.5 Mbps, 90pc duty cycle)	X	4.59	94.97	25.99	0.46	130.0	± 9.6 %
		Y	2.81	86.76	23.19		130.0	
		Z	5.35	97.84	26.86		130.0	
10574-AAA	IEEE 802.11b WiFi 2.4 GHz (DSSS, 11 Mbps, 90pc duty cycle)	X	1.66	73.23	19.83	0.46	130.0	± 9.6 %
		Y	1.58	72.19	19.23		130.0	
		Z	1.66	73.54	19.96		130.0	

10575-AAA	IEEE 802.11g WiFi 2.4 GHz (DSSS-OFDM, 6 Mbps, 90pc duty cycle)	X	4.85	66.89	16.67	0.46	130.0	± 9.6 %
		Y	4.79	66.84	16.58		130.0	
		Z	4.76	66.97	16.65		130.0	
10576-AAA	IEEE 802.11g WiFi 2.4 GHz (DSSS-OFDM, 9 Mbps, 90pc duty cycle)	X	4.87	67.04	16.72	0.46	130.0	± 9.6 %
		Y	4.81	67.00	16.64		130.0	
		Z	4.78	67.12	16.70		130.0	
10577-AAA	IEEE 802.11g WiFi 2.4 GHz (DSSS-OFDM, 12 Mbps, 90pc duty cycle)	X	5.09	67.36	16.90	0.46	130.0	± 9.6 %
		Y	5.03	67.30	16.81		130.0	
		Z	4.98	67.40	16.87		130.0	
10578-AAA	IEEE 802.11g WiFi 2.4 GHz (DSSS-OFDM, 18 Mbps, 90pc duty cycle)	X	4.99	67.51	16.98	0.46	130.0	± 9.6 %
		Y	4.92	67.46	16.91		130.0	
		Z	4.88	67.55	16.96		130.0	
10579-AAA	IEEE 802.11g WiFi 2.4 GHz (DSSS-OFDM, 24 Mbps, 90pc duty cycle)	X	4.77	66.93	16.38	0.46	130.0	± 9.6 %
		Y	4.70	66.80	16.25		130.0	
		Z	4.66	66.93	16.33		130.0	
10580-AAA	IEEE 802.11g WiFi 2.4 GHz (DSSS-OFDM, 36 Mbps, 90pc duty cycle)	X	4.82	66.92	16.39	0.46	130.0	± 9.6 %
		Y	4.75	66.82	16.27		130.0	
		Z	4.71	66.97	16.36		130.0	
10581-AAA	IEEE 802.11g WiFi 2.4 GHz (DSSS-OFDM, 48 Mbps, 90pc duty cycle)	X	4.89	67.58	16.94	0.46	130.0	± 9.6 %
		Y	4.83	67.51	16.86		130.0	
		Z	4.78	67.62	16.91		130.0	
10582-AAA	IEEE 802.11g WiFi 2.4 GHz (DSSS-OFDM, 54 Mbps, 90pc duty cycle)	X	4.73	66.71	16.20	0.46	130.0	± 9.6 %
		Y	4.65	66.57	16.05		130.0	
		Z	4.61	66.72	16.14		130.0	
10583-AAA	IEEE 802.11a/h WiFi 5 GHz (OFDM, 6 Mbps, 90pc duty cycle)	X	4.85	66.89	16.67	0.46	130.0	± 9.6 %
		Y	4.79	66.84	16.58		130.0	
		Z	4.76	66.97	16.65		130.0	
10584-AAA	IEEE 802.11a/h WiFi 5 GHz (OFDM, 9 Mbps, 90pc duty cycle)	X	4.87	67.04	16.72	0.46	130.0	± 9.6 %
		Y	4.81	67.00	16.64		130.0	
		Z	4.78	67.12	16.70		130.0	
10585-AAA	IEEE 802.11a/h WiFi 5 GHz (OFDM, 12 Mbps, 90pc duty cycle)	X	5.09	67.36	16.90	0.46	130.0	± 9.6 %
		Y	5.03	67.30	16.81		130.0	
		Z	4.98	67.40	16.87		130.0	
10586-AAA	IEEE 802.11a/h WiFi 5 GHz (OFDM, 18 Mbps, 90pc duty cycle)	X	4.99	67.51	16.98	0.46	130.0	± 9.6 %
		Y	4.92	67.46	16.91		130.0	
		Z	4.88	67.55	16.96		130.0	
10587-AAA	IEEE 802.11a/h WiFi 5 GHz (OFDM, 24 Mbps, 90pc duty cycle)	X	4.77	66.93	16.38	0.46	130.0	± 9.6 %
		Y	4.70	66.80	16.25		130.0	
		Z	4.66	66.93	16.33		130.0	
10588-AAA	IEEE 802.11a/h WiFi 5 GHz (OFDM, 36 Mbps, 90pc duty cycle)	X	4.82	66.92	16.39	0.46	130.0	± 9.6 %
		Y	4.75	66.82	16.27		130.0	
		Z	4.71	66.97	16.36		130.0	
10589-AAA	IEEE 802.11a/h WiFi 5 GHz (OFDM, 48 Mbps, 90pc duty cycle)	X	4.89	67.58	16.94	0.46	130.0	± 9.6 %
		Y	4.83	67.51	16.86		130.0	
		Z	4.78	67.62	16.91		130.0	
10590-AAA	IEEE 802.11a/h WiFi 5 GHz (OFDM, 54 Mbps, 90pc duty cycle)	X	4.73	66.71	16.20	0.46	130.0	± 9.6 %
		Y	4.65	66.57	16.05		130.0	
		Z	4.61	66.72	16.14		130.0	

10591-AAA	IEEE 802.11n (HT Mixed, 20MHz, MCS0, 90pc duty cycle)	X	4.99	66.93	16.75	0.46	130.0	± 9.6 %
		Y	4.94	66.89	16.67		130.0	
		Z	4.90	67.00	16.73		130.0	
10592-AAA	IEEE 802.11n (HT Mixed, 20MHz, MCS1, 90pc duty cycle)	X	5.16	67.28	16.88	0.46	130.0	± 9.6 %
		Y	5.10	67.23	16.80		130.0	
		Z	5.06	67.34	16.86		130.0	
10593-AAA	IEEE 802.11n (HT Mixed, 20MHz, MCS2, 90pc duty cycle)	X	5.09	67.23	16.79	0.46	130.0	± 9.6 %
		Y	5.02	67.16	16.69		130.0	
		Z	4.98	67.26	16.75		130.0	
10594-AAA	IEEE 802.11n (HT Mixed, 20MHz, MCS3, 90pc duty cycle)	X	5.14	67.37	16.92	0.46	130.0	± 9.6 %
		Y	5.08	67.31	16.84		130.0	
		Z	5.03	67.42	16.90		130.0	
10595-AAA	IEEE 802.11n (HT Mixed, 20MHz, MCS4, 90pc duty cycle)	X	5.12	67.34	16.83	0.46	130.0	± 9.6 %
		Y	5.05	67.27	16.74		130.0	
		Z	5.00	67.38	16.80		130.0	
10596-AAA	IEEE 802.11n (HT Mixed, 20MHz, MCS5, 90pc duty cycle)	X	5.06	67.35	16.84	0.46	130.0	± 9.6 %
		Y	4.99	67.28	16.75		130.0	
		Z	4.94	67.40	16.81		130.0	
10597-AAA	IEEE 802.11n (HT Mixed, 20MHz, MCS6, 90pc duty cycle)	X	5.01	67.28	16.74	0.46	130.0	± 9.6 %
		Y	4.94	67.19	16.64		130.0	
		Z	4.89	67.30	16.70		130.0	
10598-AAA	IEEE 802.11n (HT Mixed, 20MHz, MCS7, 90pc duty cycle)	X	4.98	67.50	16.98	0.46	130.0	± 9.6 %
		Y	4.92	67.42	16.89		130.0	
		Z	4.87	67.51	16.94		130.0	
10599-AAA	IEEE 802.11n (HT Mixed, 40MHz, MCS0, 90pc duty cycle)	X	5.68	67.56	16.98	0.46	130.0	± 9.6 %
		Y	5.62	67.48	16.90		130.0	
		Z	5.58	67.56	16.95		130.0	
10600-AAA	IEEE 802.11n (HT Mixed, 40MHz, MCS1, 90pc duty cycle)	X	5.91	68.28	17.31	0.46	130.0	± 9.6 %
		Y	5.82	68.12	17.19		130.0	
		Z	5.76	68.13	17.22		130.0	
10601-AAA	IEEE 802.11n (HT Mixed, 40MHz, MCS2, 90pc duty cycle)	X	5.74	67.85	17.11	0.46	130.0	± 9.6 %
		Y	5.67	67.74	17.02		130.0	
		Z	5.62	67.80	17.06		130.0	
10602-AAA	IEEE 802.11n (HT Mixed, 40MHz, MCS3, 90pc duty cycle)	X	5.82	67.84	17.03	0.46	130.0	± 9.6 %
		Y	5.76	67.75	16.94		130.0	
		Z	5.72	67.86	17.02		130.0	
10603-AAA	IEEE 802.11n (HT Mixed, 40MHz, MCS4, 90pc duty cycle)	X	5.89	68.08	17.27	0.46	130.0	± 9.6 %
		Y	5.84	68.02	17.20		130.0	
		Z	5.78	68.09	17.25		130.0	
10604-AAA	IEEE 802.11n (HT Mixed, 40MHz, MCS5, 90pc duty cycle)	X	5.68	67.52	16.98	0.46	130.0	± 9.6 %
		Y	5.62	67.43	16.90		130.0	
		Z	5.58	67.52	16.96		130.0	
10605-AAA	IEEE 802.11n (HT Mixed, 40MHz, MCS6, 90pc duty cycle)	X	5.81	67.91	17.18	0.46	130.0	± 9.6 %
		Y	5.76	67.86	17.11		130.0	
		Z	5.72	67.97	17.19		130.0	
10606-AAA	IEEE 802.11n (HT Mixed, 40MHz, MCS7, 90pc duty cycle)	X	5.56	67.28	16.74	0.46	130.0	± 9.6 %
		Y	5.50	67.19	16.64		130.0	
		Z	5.45	67.23	16.68		130.0	

10607-AAA	IEEE 802.11ac WiFi (20MHz, MCS0, 90pc duty cycle)	X	4.82	66.21	16.35	0.46	130.0	± 9.6 %
		Y	4.77	66.17	16.27		130.0	
		Z	4.73	66.30	16.34		130.0	
10608-AAA	IEEE 802.11ac WiFi (20MHz, MCS1, 90pc duty cycle)	X	5.03	66.64	16.51	0.46	130.0	± 9.6 %
		Y	4.96	66.59	16.44		130.0	
		Z	4.92	66.71	16.51		130.0	
10609-AAA	IEEE 802.11ac WiFi (20MHz, MCS2, 90pc duty cycle)	X	4.92	66.52	16.38	0.46	130.0	± 9.6 %
		Y	4.85	66.45	16.28		130.0	
		Z	4.81	66.57	16.36		130.0	
10610-AAA	IEEE 802.11ac WiFi (20MHz, MCS3, 90pc duty cycle)	X	4.97	66.66	16.53	0.46	130.0	± 9.6 %
		Y	4.90	66.60	16.44		130.0	
		Z	4.86	66.72	16.51		130.0	
10611-AAA	IEEE 802.11ac WiFi (20MHz, MCS4, 90pc duty cycle)	X	4.89	66.50	16.39	0.46	130.0	± 9.6 %
		Y	4.82	66.42	16.30		130.0	
		Z	4.78	66.54	16.37		130.0	
10612-AAA	IEEE 802.11ac WiFi (20MHz, MCS5, 90pc duty cycle)	X	4.91	66.67	16.44	0.46	130.0	± 9.6 %
		Y	4.84	66.58	16.34		130.0	
		Z	4.80	66.72	16.42		130.0	
10613-AAA	IEEE 802.11ac WiFi (20MHz, MCS6, 90pc duty cycle)	X	4.92	66.59	16.35	0.46	130.0	± 9.6 %
		Y	4.84	66.48	16.24		130.0	
		Z	4.80	66.60	16.31		130.0	
10614-AAA	IEEE 802.11ac WiFi (20MHz, MCS7, 90pc duty cycle)	X	4.85	66.73	16.55	0.46	130.0	± 9.6 %
		Y	4.78	66.65	16.46		130.0	
		Z	4.74	66.75	16.52		130.0	
10615-AAA	IEEE 802.11ac WiFi (20MHz, MCS8, 90pc duty cycle)	X	4.90	66.35	16.19	0.46	130.0	± 9.6 %
		Y	4.82	66.26	16.08		130.0	
		Z	4.79	66.40	16.17		130.0	
10616-AAA	IEEE 802.11ac WiFi (40MHz, MCS0, 90pc duty cycle)	X	5.48	66.77	16.56	0.46	130.0	± 9.6 %
		Y	5.43	66.70	16.49		130.0	
		Z	5.39	66.77	16.54		130.0	
10617-AAA	IEEE 802.11ac WiFi (40MHz, MCS1, 90pc duty cycle)	X	5.54	66.89	16.59	0.46	130.0	± 9.6 %
		Y	5.50	66.89	16.55		130.0	
		Z	5.47	67.00	16.62		130.0	
10618-AAA	IEEE 802.11ac WiFi (40MHz, MCS2, 90pc duty cycle)	X	5.44	66.95	16.63	0.46	130.0	± 9.6 %
		Y	5.38	66.88	16.56		130.0	
		Z	5.34	66.97	16.62		130.0	
10619-AAA	IEEE 802.11ac WiFi (40MHz, MCS3, 90pc duty cycle)	X	5.46	66.79	16.49	0.46	130.0	± 9.6 %
		Y	5.41	66.74	16.43		130.0	
		Z	5.37	66.83	16.49		130.0	
10620-AAA	IEEE 802.11ac WiFi (40MHz, MCS4, 90pc duty cycle)	X	5.58	66.89	16.60	0.46	130.0	± 9.6 %
		Y	5.50	66.78	16.50		130.0	
		Z	5.46	66.84	16.55		130.0	
10621-AAA	IEEE 802.11ac WiFi (40MHz, MCS5, 90pc duty cycle)	X	5.54	66.90	16.71	0.46	130.0	± 9.6 %
		Y	5.48	66.84	16.65		130.0	
		Z	5.45	66.92	16.70		130.0	
10622-AAA	IEEE 802.11ac WiFi (40MHz, MCS6, 90pc duty cycle)	X	5.55	67.07	16.78	0.46	130.0	± 9.6 %
		Y	5.51	67.04	16.74		130.0	
		Z	5.47	67.13	16.79		130.0	

10623-AAA	IEEE 802.11ac WiFi (40MHz, MCS7, 90pc duty cycle)	X	5.43	66.63	16.45	0.46	130.0	± 9.6 %
		Y	5.38	66.55	16.37		130.0	
		Z	5.34	66.65	16.44		130.0	
10624-AAA	IEEE 802.11ac WiFi (40MHz, MCS8, 90pc duty cycle)	X	5.63	66.84	16.62	0.46	130.0	± 9.6 %
		Y	5.58	66.77	16.54		130.0	
		Z	5.53	66.84	16.59		130.0	
10625-AAA	IEEE 802.11ac WiFi (40MHz, MCS9, 90pc duty cycle)	X	6.11	68.13	17.31	0.46	130.0	± 9.6 %
		Y	6.03	68.00	17.21		130.0	
		Z	5.95	67.97	17.21		130.0	
10626-AAA	IEEE 802.11ac WiFi (80MHz, MCS0, 90pc duty cycle)	X	5.74	66.79	16.49	0.46	130.0	± 9.6 %
		Y	5.71	66.73	16.43		130.0	
		Z	5.68	66.81	16.48		130.0	
10627-AAA	IEEE 802.11ac WiFi (80MHz, MCS1, 90pc duty cycle)	X	6.03	67.45	16.78	0.46	130.0	± 9.6 %
		Y	5.99	67.40	16.72		130.0	
		Z	5.95	67.48	16.78		130.0	
10628-AAA	IEEE 802.11ac WiFi (80MHz, MCS2, 90pc duty cycle)	X	5.82	66.99	16.49	0.46	130.0	± 9.6 %
		Y	5.76	66.89	16.41		130.0	
		Z	5.73	66.96	16.46		130.0	
10629-AAA	IEEE 802.11ac WiFi (80MHz, MCS3, 90pc duty cycle)	X	5.90	67.05	16.51	0.46	130.0	± 9.6 %
		Y	5.85	66.99	16.45		130.0	
		Z	5.82	67.07	16.50		130.0	
10630-AAA	IEEE 802.11ac WiFi (80MHz, MCS4, 90pc duty cycle)	X	6.61	69.31	17.64	0.46	130.0	± 9.6 %
		Y	6.48	69.02	17.45		130.0	
		Z	6.38	68.93	17.44		130.0	
10631-AAA	IEEE 802.11ac WiFi (80MHz, MCS5, 90pc duty cycle)	X	6.34	68.62	17.47	0.46	130.0	± 9.6 %
		Y	6.23	68.40	17.34		130.0	
		Z	6.16	68.34	17.32		130.0	
10632-AAA	IEEE 802.11ac WiFi (80MHz, MCS6, 90pc duty cycle)	X	5.98	67.43	16.90	0.46	130.0	± 9.6 %
		Y	5.94	67.41	16.86		130.0	
		Z	5.90	67.48	16.91		130.0	
10633-AAA	IEEE 802.11ac WiFi (80MHz, MCS7, 90pc duty cycle)	X	5.89	67.17	16.60	0.46	130.0	± 9.6 %
		Y	5.82	67.02	16.49		130.0	
		Z	5.77	67.05	16.53		130.0	
10634-AAA	IEEE 802.11ac WiFi (80MHz, MCS8, 90pc duty cycle)	X	5.86	67.13	16.64	0.46	130.0	± 9.6 %
		Y	5.80	67.03	16.56		130.0	
		Z	5.75	67.07	16.59		130.0	
10635-AAA	IEEE 802.11ac WiFi (80MHz, MCS9, 90pc duty cycle)	X	5.76	66.56	16.11	0.46	130.0	± 9.6 %
		Y	5.69	66.42	16.00		130.0	
		Z	5.65	66.49	16.06		130.0	
10636-AAA	IEEE 1602.11ac WiFi (160MHz, MCS0, 90pc duty cycle)	X	6.17	67.20	16.60	0.46	130.0	± 9.6 %
		Y	6.13	67.14	16.54		130.0	
		Z	6.10	67.19	16.58		130.0	
10637-AAA	IEEE 1602.11ac WiFi (160MHz, MCS1, 90pc duty cycle)	X	6.35	67.63	16.79	0.46	130.0	± 9.6 %
		Y	6.31	67.57	16.73		130.0	
		Z	6.27	67.63	16.78		130.0	
10638-AAA	IEEE 1602.11ac WiFi (160MHz, MCS2, 90pc duty cycle)	X	6.35	67.61	16.76	0.46	130.0	± 9.6 %
		Y	6.31	67.54	16.70		130.0	
		Z	6.27	67.60	16.74		130.0	

10639-AAA	IEEE 1602.11ac WiFi (160MHz, MCS3, 90pc duty cycle)	X	6.33	67.57	16.79	0.46	130.0	± 9.6 %
		Y	6.28	67.47	16.71		130.0	
		Z	6.24	67.51	16.74		130.0	
10640-AAA	IEEE 1602.11ac WiFi (160MHz, MCS4, 90pc duty cycle)	X	6.37	67.69	16.79	0.46	130.0	± 9.6 %
		Y	6.30	67.53	16.68		130.0	
		Z	6.25	67.55	16.71		130.0	
10641-AAA	IEEE 1602.11ac WiFi (160MHz, MCS5, 90pc duty cycle)	X	6.36	67.41	16.67	0.46	130.0	± 9.6 %
		Y	6.32	67.35	16.61		130.0	
		Z	6.29	67.45	16.68		130.0	
10642-AAA	IEEE 1602.11ac WiFi (160MHz, MCS6, 90pc duty cycle)	X	6.41	67.68	16.96	0.46	130.0	± 9.6 %
		Y	6.36	67.61	16.90		130.0	
		Z	6.32	67.64	16.93		130.0	
10643-AAA	IEEE 1602.11ac WiFi (160MHz, MCS7, 90pc duty cycle)	X	6.25	67.42	16.75	0.46	130.0	± 9.6 %
		Y	6.20	67.33	16.66		130.0	
		Z	6.17	67.40	16.71		130.0	
10644-AAA	IEEE 1602.11ac WiFi (160MHz, MCS8, 90pc duty cycle)	X	6.50	68.17	17.14	0.46	130.0	± 9.6 %
		Y	6.41	67.95	16.99		130.0	
		Z	6.34	67.93	17.00		130.0	
10645-AAA	IEEE 1602.11ac WiFi (160MHz, MCS9, 90pc duty cycle)	X	6.97	69.08	17.55	0.46	130.0	± 9.6 %
		Y	6.97	69.13	17.54		130.0	
		Z	6.77	68.78	17.39		130.0	

<sup>E</sup> Uncertainty is determined using the max. deviation from linear response applying rectangular distribution and is expressed for the square of the field value.



Accredited by the Swiss Accreditation Service (SAS)  
The Swiss Accreditation Service is one of the signatories to the EA  
Multilateral Agreement for the recognition of calibration certificates

Accreditation No.: **SCS 0108**

Client **PC Test**

Certificate No: **EX3-7410\_Jul16**

## CALIBRATION CERTIFICATE

Object **EX3DV4 - SN:7410**

Calibration procedure(s) **QA CAL-01.v9, QA CAL-23.v5, QA CAL-25.v6  
Calibration procedure for dosimetric E-field probes**

Calibration date: **July 25, 2016**

*BN ✓  
08/04/2016*

This calibration certificate documents the traceability to national standards, which realize the physical units of measurements (SI).  
The measurements and the uncertainties with confidence probability are given on the following pages and are part of the certificate.

All calibrations have been conducted in the closed laboratory facility: environment temperature (22 ± 3)°C and humidity < 70%.

Calibration Equipment used (M&TE critical for calibration)

Primary Standards	ID	Cal Date (Certificate No.)	Scheduled Calibration
Power meter NRP	SN: 104778	06-Apr-16 (No. 217-02288/02289)	Apr-17
Power sensor NRP-Z91	SN: 103244	06-Apr-16 (No. 217-02288)	Apr-17
Power sensor NRP-Z91	SN: 103245	06-Apr-16 (No. 217-02289)	Apr-17
Reference 20 dB Attenuator	SN: S5277 (20x)	05-Apr-16 (No. 217-02293)	Apr-17
Reference Probe ES3DV2	SN: 3013	31-Dec-15 (No. ES3-3013_Dec15)	Dec-16
DAE4	SN: 660	23-Dec-15 (No. DAE4-660_Dec15)	Dec-16
Secondary Standards	ID	Check Date (in house)	Scheduled Check
Power meter E4419B	SN: GB41293874	06-Apr-16 (in house check Jun-16)	In house check: Jun-18
Power sensor E4412A	SN: MY41498087	06-Apr-16 (in house check Jun-16)	In house check: Jun-18
Power sensor E4412A	SN: 000110210	06-Apr-16 (in house check Jun-16)	In house check: Jun-18
RF generator HP 8648C	SN: US3642U01700	04-Aug-99 (in house check Jun-16)	In house check: Jun-18
Network Analyzer HP 8753E	SN: US37390585	18-Oct-01 (in house check Oct-15)	In house check: Oct-16

Calibrated by:	Name <b>Michael Weber</b>	Function <b>Laboratory Technician</b>	Signature <i>M. Weber</i>
Approved by:	Name <b>Katja Pokovic</b>	Function <b>Technical Manager</b>	Signature <i>K. Pokovic</i>
			Issued: July 27, 2016
This calibration certificate shall not be reproduced except in full without written approval of the laboratory.			



Accredited by the Swiss Accreditation Service (SAS)

Accreditation No.: **SCS 0108**

The Swiss Accreditation Service is one of the signatories to the EA Multilateral Agreement for the recognition of calibration certificates

**Glossary:**

TSL	tissue simulating liquid
NORM <sub>x,y,z</sub>	sensitivity in free space
ConvF	sensitivity in TSL / NORM <sub>x,y,z</sub>
DCP	diode compression point
CF	crest factor (1/duty_cycle) of the RF signal
A, B, C, D	modulation dependent linearization parameters
Polarization φ	φ rotation around probe axis
Polarization θ	θ rotation around an axis that is in the plane normal to probe axis (at measurement center), i.e., θ = 0 is normal to probe axis
Connector Angle	information used in DASY system to align probe sensor X to the robot coordinate system

**Calibration is Performed According to the Following Standards:**

- a) IEEE Std 1528-2013, "IEEE Recommended Practice for Determining the Peak Spatial-Averaged Specific Absorption Rate (SAR) in the Human Head from Wireless Communications Devices: Measurement Techniques", June 2013
- b) IEC 62209-1, "Procedure to measure the Specific Absorption Rate (SAR) for hand-held devices used in close proximity to the ear (frequency range of 300 MHz to 3 GHz)", February 2005
- c) IEC 62209-2, "Procedure to determine the Specific Absorption Rate (SAR) for wireless communication devices used in close proximity to the human body (frequency range of 30 MHz to 6 GHz)", March 2010
- d) KDB 865664, "SAR Measurement Requirements for 100 MHz to 6 GHz"

**Methods Applied and Interpretation of Parameters:**

- *NORM<sub>x,y,z</sub>*: Assessed for E-field polarization θ = 0 (f ≤ 900 MHz in TEM-cell; f > 1800 MHz: R22 waveguide). *NORM<sub>x,y,z</sub>* are only intermediate values, i.e., the uncertainties of *NORM<sub>x,y,z</sub>* does not affect the E<sup>2</sup>-field uncertainty inside TSL (see below *ConvF*).
- *NORM(f)<sub>x,y,z</sub>* = *NORM<sub>x,y,z</sub>* \* *frequency\_response* (see Frequency Response Chart). This linearization is implemented in DASY4 software versions later than 4.2. The uncertainty of the frequency response is included in the stated uncertainty of *ConvF*.
- *DCP<sub>x,y,z</sub>*: DCP are numerical linearization parameters assessed based on the data of power sweep with CW signal (no uncertainty required). DCP does not depend on frequency nor media.
- *PAR*: PAR is the Peak to Average Ratio that is not calibrated but determined based on the signal characteristics
- *A<sub>x,y,z</sub>*; *B<sub>x,y,z</sub>*; *C<sub>x,y,z</sub>*; *D<sub>x,y,z</sub>*; *VR<sub>x,y,z</sub>*: *A, B, C, D* are numerical linearization parameters assessed based on the data of power sweep for specific modulation signal. The parameters do not depend on frequency nor media. *VR* is the maximum calibration range expressed in RMS voltage across the diode.
- *ConvF and Boundary Effect Parameters*: Assessed in flat phantom using E-field (or Temperature Transfer Standard for f ≤ 800 MHz) and inside waveguide using analytical field distributions based on power measurements for f > 800 MHz. The same setups are used for assessment of the parameters applied for boundary compensation (alpha, depth) of which typical uncertainty values are given. These parameters are used in DASY4 software to improve probe accuracy close to the boundary. The sensitivity in TSL corresponds to *NORM<sub>x,y,z</sub>* \* *ConvF* whereby the uncertainty corresponds to that given for *ConvF*. A frequency dependent *ConvF* is used in DASY version 4.4 and higher which allows extending the validity from ± 50 MHz to ± 100 MHz.
- *Spherical isotropy (3D deviation from isotropy)*: in a field of low gradients realized using a flat phantom exposed by a patch antenna.
- *Sensor Offset*: The sensor offset corresponds to the offset of virtual measurement center from the probe tip (on probe axis). No tolerance required.
- *Connector Angle*: The angle is assessed using the information gained by determining the *NORM<sub>x</sub>* (no uncertainty required).

# Probe EX3DV4

## SN:7410

Manufactured: November 24, 2015  
Calibrated: July 25, 2016

Calibrated for DASY/EASY Systems  
(Note: non-compatible with DASY2 system!)

## DASY/EASY - Parameters of Probe: EX3DV4 - SN:7410

### Basic Calibration Parameters

	Sensor X	Sensor Y	Sensor Z	Unc (k=2)
Norm ( $\mu\text{V}/(\text{V}/\text{m})^2$ ) <sup>A</sup>	0.42	0.48	0.44	$\pm 10.1 \%$
DCP (mV) <sup>B</sup>	97.4	99.9	97.1	

### Modulation Calibration Parameters

UID	Communication System Name		A dB	B dB $\sqrt{\mu\text{V}}$	C	D dB	VR mV	Unc <sup>E</sup> (k=2)
0	CW	X	0.0	0.0	1.0	0.00	148.7	$\pm 2.5 \%$
		Y	0.0	0.0	1.0		155.2	
		Z	0.0	0.0	1.0		152.3	

Note: For details on UID parameters see Appendix.

### Sensor Model Parameters

	C1 fF	C2 fF	$\alpha$ V <sup>-1</sup>	T1 ms.V <sup>-2</sup>	T2 ms.V <sup>-1</sup>	T3 ms	T4 V <sup>-2</sup>	T5 V <sup>-1</sup>	T6
X	48.41	366.5	36.58	12.47	0.954	4.961	0	0.406	1.003
Y	51.56	389.6	36.52	11.42	0.862	4.986	0.508	0.351	1.004
Z	61.39	470.2	37.3	11.14	1.039	4.997	0	0.506	1.005

The reported uncertainty of measurement is stated as the standard uncertainty of measurement multiplied by the coverage factor k=2, which for a normal distribution corresponds to a coverage probability of approximately 95%.

<sup>A</sup> The uncertainties of Norm X,Y,Z do not affect the E<sup>2</sup>-field uncertainty inside TSL (see Pages 5 and 6).

<sup>B</sup> Numerical linearization parameter: uncertainty not required.

<sup>E</sup> Uncertainty is determined using the max. deviation from linear response applying rectangular distribution and is expressed for the square of the field value.

## DASY/EASY - Parameters of Probe: EX3DV4 - SN:7410

### Calibration Parameter Determined in Head Tissue Simulating Media

f (MHz) <sup>C</sup>	Relative Permittivity <sup>F</sup>	Conductivity (S/m) <sup>F</sup>	ConvF X	ConvF Y	ConvF Z	Alpha <sup>G</sup>	Depth <sup>G</sup> (mm)	Unc (k=2)
750	41.9	0.89	10.05	10.05	10.05	0.58	0.80	± 12.0 %
835	41.5	0.90	9.68	9.68	9.68	0.54	0.81	± 12.0 %
1750	40.1	1.37	8.41	8.41	8.41	0.39	0.80	± 12.0 %
1900	40.0	1.40	8.05	8.05	8.05	0.37	0.80	± 12.0 %
2300	39.5	1.67	7.73	7.73	7.73	0.33	0.88	± 12.0 %
2450	39.2	1.80	7.37	7.37	7.37	0.31	0.92	± 12.0 %
2600	39.0	1.96	7.11	7.11	7.11	0.36	0.84	± 12.0 %

<sup>C</sup> Frequency validity above 300 MHz of ± 100 MHz only applies for DASY v4.4 and higher (see Page 2), else it is restricted to ± 50 MHz. The uncertainty is the RSS of the ConvF uncertainty at calibration frequency and the uncertainty for the indicated frequency band. Frequency validity below 300 MHz is ± 10, 25, 40, 50 and 70 MHz for ConvF assessments at 30, 64, 128, 150 and 220 MHz respectively. Above 5 GHz frequency validity can be extended to ± 110 MHz.

<sup>F</sup> At frequencies below 3 GHz, the validity of tissue parameters ( $\epsilon$  and  $\sigma$ ) can be relaxed to ± 10% if liquid compensation formula is applied to measured SAR values. At frequencies above 3 GHz, the validity of tissue parameters ( $\epsilon$  and  $\sigma$ ) is restricted to ± 5%. The uncertainty is the RSS of the ConvF uncertainty for indicated target tissue parameters.

<sup>G</sup> Alpha/Depth are determined during calibration. SPEAG warrants that the remaining deviation due to the boundary effect after compensation is always less than ± 1% for frequencies below 3 GHz and below ± 2% for frequencies between 3-6 GHz at any distance larger than half the probe tip diameter from the boundary.

## DASY/EASY - Parameters of Probe: EX3DV4 - SN:7410

### Calibration Parameter Determined in Body Tissue Simulating Media

f (MHz) <sup>C</sup>	Relative Permittivity <sup>F</sup>	Conductivity (S/m) <sup>F</sup>	ConvF X	ConvF Y	ConvF Z	Alpha <sup>G</sup>	Depth <sup>G</sup> (mm)	Unc (k=2)
750	55.5	0.96	9.93	9.93	9.93	0.35	1.05	± 12.0 %
835	55.2	0.97	9.72	9.72	9.72	0.47	0.80	± 12.0 %
1750	53.4	1.49	7.95	7.95	7.95	0.43	0.80	± 12.0 %
1900	53.3	1.52	7.64	7.64	7.64	0.39	0.80	± 12.0 %
2300	52.9	1.81	7.46	7.46	7.46	0.45	0.80	± 12.0 %
2450	52.7	1.95	7.40	7.40	7.40	0.35	0.80	± 12.0 %
2600	52.5	2.16	7.03	7.03	7.03	0.30	0.80	± 12.0 %

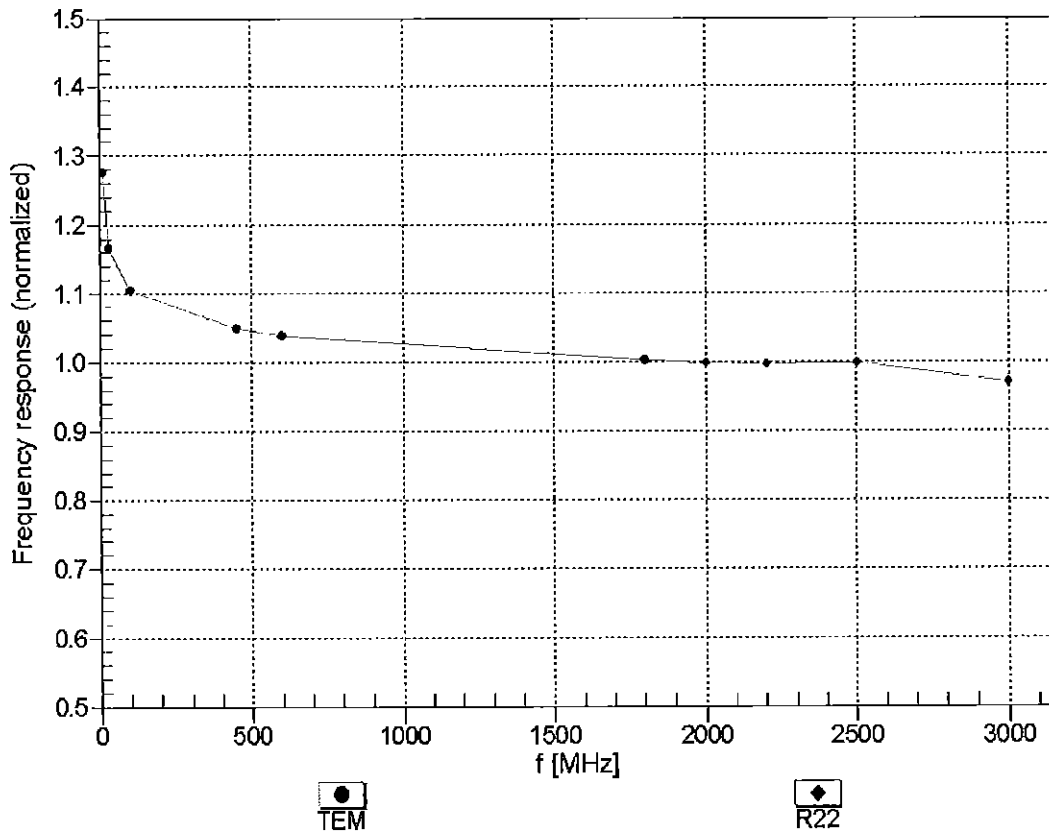
<sup>C</sup> Frequency validity above 300 MHz of ± 100 MHz only applies for DASY v4.4 and higher (see Page 2), else it is restricted to ± 50 MHz. The uncertainty is the RSS of the ConvF uncertainty at calibration frequency and the uncertainty for the indicated frequency band. Frequency validity below 300 MHz is ± 10, 25, 40, 50 and 70 MHz for ConvF assessments at 30, 64, 128, 150 and 220 MHz respectively. Above 5 GHz frequency validity can be extended to ± 110 MHz.

<sup>F</sup> At frequencies below 3 GHz, the validity of tissue parameters ( $\epsilon$  and  $\sigma$ ) can be relaxed to ± 10% if liquid compensation formula is applied to measured SAR values. At frequencies above 3 GHz, the validity of tissue parameters ( $\epsilon$  and  $\sigma$ ) is restricted to ± 5%. The uncertainty is the RSS of the ConvF uncertainty for indicated target tissue parameters.

<sup>G</sup> Alpha/Depth are determined during calibration. SPEAG warrants that the remaining deviation due to the boundary effect after compensation is always less than ± 1% for frequencies below 3 GHz and below ± 2% for frequencies between 3-6 GHz at any distance larger than half the probe tip diameter from the boundary.

# Frequency Response of E-Field

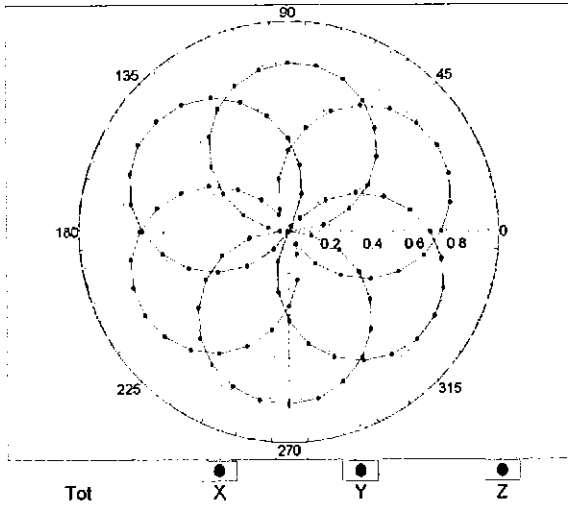
(TEM-Cell:ifi110 EXX, Waveguide: R22)



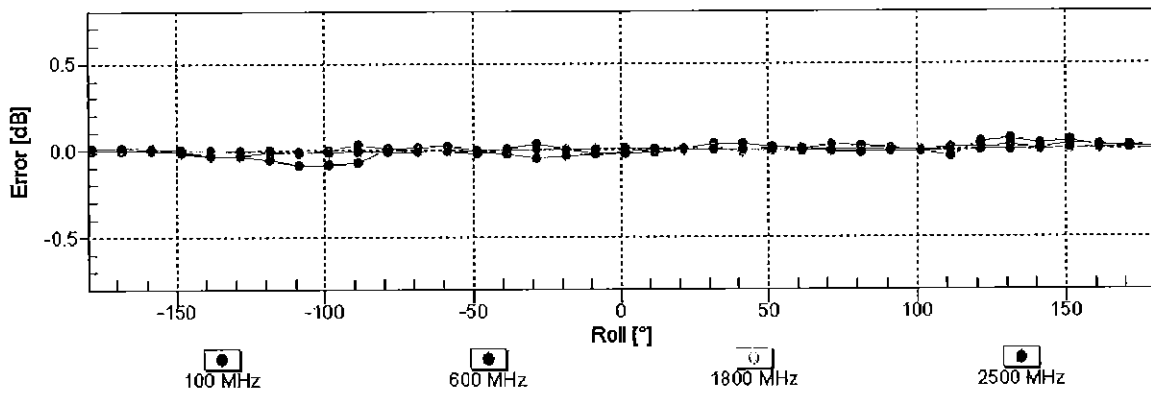
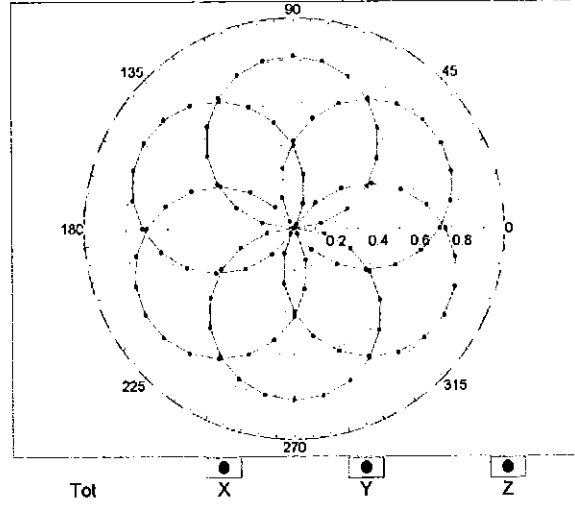
Uncertainty of Frequency Response of E-field:  $\pm 6.3\%$  (k=2)

### Receiving Pattern ( $\phi$ ), $\vartheta = 0^\circ$

f=600 MHz,TEM

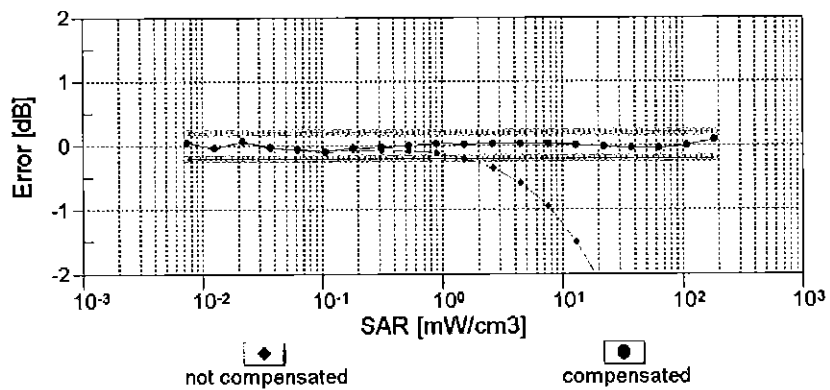
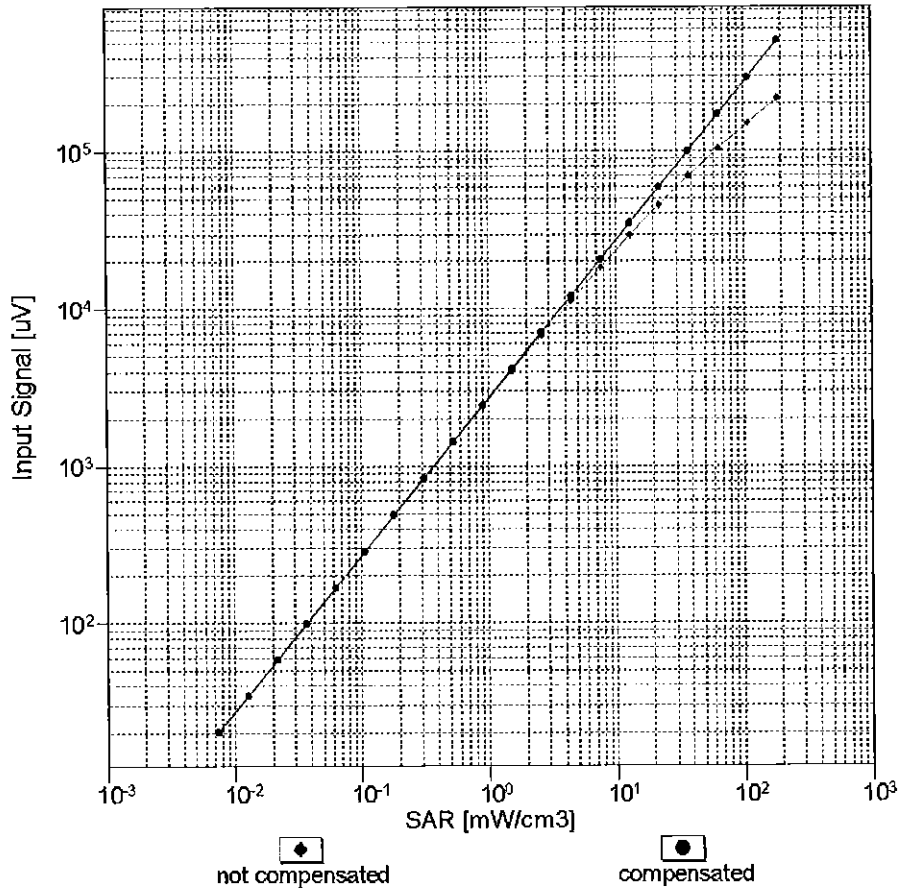


f=1800 MHz,R22



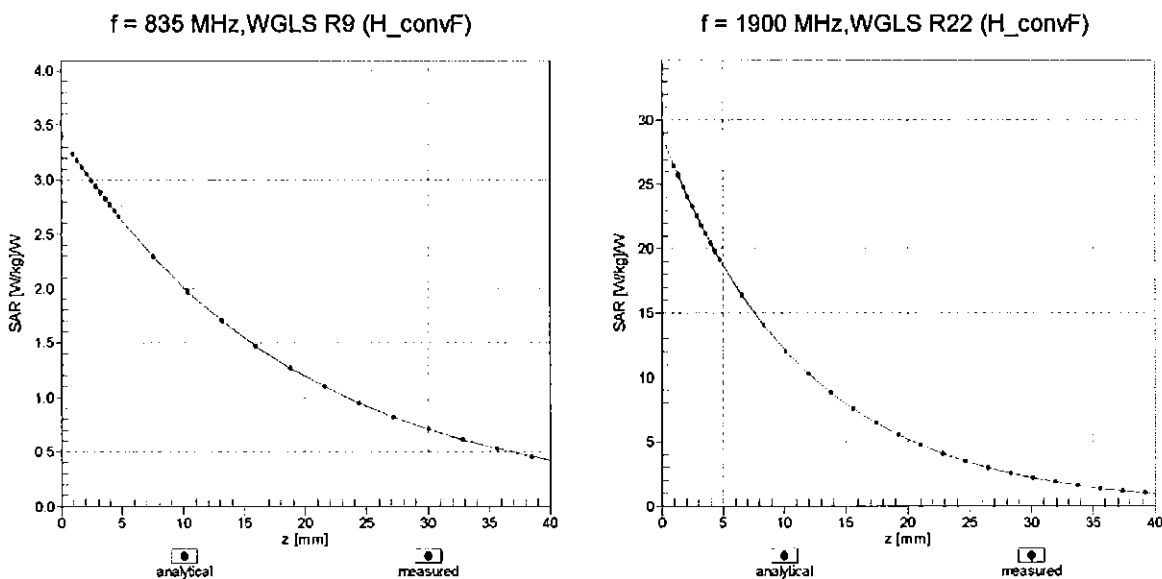
Uncertainty of Axial Isotropy Assessment:  $\pm 0.5\%$  (k=2)

### Dynamic Range f(SAR<sub>head</sub>) (TEM cell , f<sub>eval</sub>= 1900 MHz)


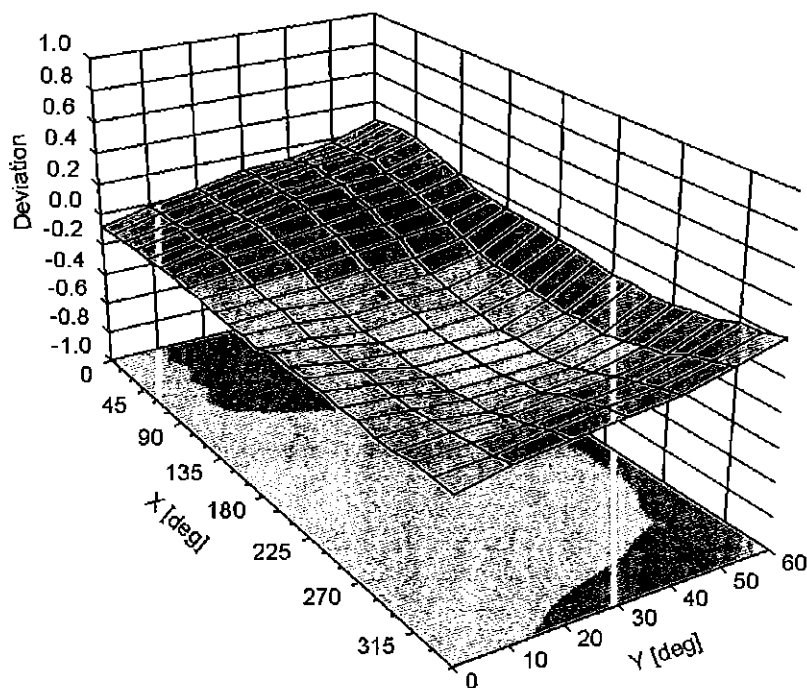


Uncertainty of Linearity Assessment: ± 0.6% (k=2)

# Conversion Factor Assessment



## Deviation from Isotropy in Liquid Error ( $\phi, \theta$ ), f = 900 MHz



**DASY/EASY - Parameters of Probe: EX3DV4 - SN:7410****Other Probe Parameters**

Sensor Arrangement	Triangular
Connector Angle (°)	1.5
Mechanical Surface Detection Mode	enabled
Optical Surface Detection Mode	disabled
Probe Overall Length	337 mm
Probe Body Diameter	10 mm
Tip Length	9 mm
Tip Diameter	2.5 mm
Probe Tip to Sensor X Calibration Point	1 mm
Probe Tip to Sensor Y Calibration Point	1 mm
Probe Tip to Sensor Z Calibration Point	1 mm
Recommended Measurement Distance from Surface	1.4 mm

**Appendix: Modulation Calibration Parameters**

UID	Communication System Name		A dB	B dB $\sqrt{\mu V}$	C	D dB	VR mV	Max Unc <sup>E</sup> (k=2)
0	CW	X	0.00	0.00	1.00	0.00	148.7	± 2.5 %
		Y	0.00	0.00	1.00		155.2	
		Z	0.00	0.00	1.00		152.3	
10010- CAA	SAR Validation (Square, 100ms, 10ms)	X	2.43	65.21	10.17	10.00	20.0	± 9.6 %
		Y	2.50	65.70	10.39		20.0	
		Z	2.85	67.36	11.61		20.0	
10011- CAB	UMTS-FDD (WCDMA)	X	1.09	68.25	15.97	0.00	150.0	± 9.6 %
		Y	1.24	70.76	17.39		150.0	
		Z	1.10	67.70	15.71		150.0	
10012- CAB	IEEE 802.11b WiFi 2.4 GHz (DSSS, 1 Mbps)	X	1.18	63.82	15.30	0.41	150.0	± 9.6 %
		Y	1.19	64.46	15.91		150.0	
		Z	1.18	63.56	15.24		150.0	
10013- CAB	IEEE 802.11g WiFi 2.4 GHz (DSSS-OFDM, 6 Mbps)	X	4.85	66.42	16.89	1.46	150.0	± 9.6 %
		Y	4.89	66.57	17.08		150.0	
		Z	4.98	66.33	16.97		150.0	
10021- DAB	GSM-FDD (TDMA, GMSK)	X	7.58	78.77	16.90	9.39	50.0	± 9.6 %
		Y	17.86	89.55	20.42		50.0	
		Z	41.06	101.79	24.54		50.0	
10023- DAB	GPRS-FDD (TDMA, GMSK, TN 0)	X	6.69	77.05	16.32	9.57	50.0	± 9.6 %
		Y	13.04	85.58	19.26		50.0	
		Z	25.47	95.55	22.91		50.0	
10024- DAB	GPRS-FDD (TDMA, GMSK, TN 0-1)	X	8.74	81.57	16.60	6.56	60.0	± 9.6 %
		Y	100.00	108.03	23.63		60.0	
		Z	100.00	111.32	25.30		60.0	
10025- DAB	EDGE-FDD (TDMA, 8PSK, TN 0)	X	4.47	70.15	24.88	12.57	50.0	± 9.6 %
		Y	10.89	98.18	38.43		50.0	
		Z	4.49	70.03	25.10		50.0	
10026- DAB	EDGE-FDD (TDMA, 8PSK, TN 0-1)	X	8.34	87.45	29.94	9.56	60.0	± 9.6 %
		Y	10.91	95.48	33.60		60.0	
		Z	8.51	87.76	30.38		60.0	
10027- DAB	GPRS-FDD (TDMA, GMSK, TN 0-1-2)	X	41.47	97.27	19.98	4.80	80.0	± 9.6 %
		Y	100.00	107.82	22.77		80.0	
		Z	100.00	111.23	24.44		80.0	
10028- DAB	GPRS-FDD (TDMA, GMSK, TN 0-1-2-3)	X	100.00	105.76	21.32	3.55	100.0	± 9.6 %
		Y	100.00	108.92	22.59		100.0	
		Z	100.00	112.30	24.21		100.0	
10029- DAB	EDGE-FDD (TDMA, 8PSK, TN 0-1-2)	X	5.53	79.01	25.60	7.80	80.0	± 9.6 %
		Y	6.25	82.85	27.73		80.0	
		Z	5.71	79.47	26.07		80.0	
10030- CAA	IEEE 802.15.1 Bluetooth (GFSK, DH1)	X	6.23	78.34	14.97	5.30	70.0	± 9.6 %
		Y	100.00	106.49	22.48		70.0	
		Z	100.00	109.96	24.20		70.0	
10031- CAA	IEEE 802.15.1 Bluetooth (GFSK, DH3)	X	100.00	104.45	19.64	1.88	100.0	± 9.6 %
		Y	100.00	108.59	21.21		100.0	
		Z	100.00	112.40	22.95		100.0	

10032-CAA	IEEE 802.15.1 Bluetooth (GFSK, DH5)	X	100.00	110.63	21.37	1.17	100.0	± 9.6 %
		Y	100.00	118.45	24.27		100.0	
		Z	100.00	119.90	25.08		100.0	
10033-CAA	IEEE 802.15.1 Bluetooth (PI/4-DQPSK, DH1)	X	4.68	78.17	18.99	5.30	70.0	± 9.6 %
		Y	7.85	87.36	22.81		70.0	
		Z	6.11	84.09	22.37		70.0	
10034-CAA	IEEE 802.15.1 Bluetooth (PI/4-DQPSK, DH3)	X	2.20	72.10	15.84	1.88	100.0	± 9.6 %
		Y	3.02	77.54	18.56		100.0	
		Z	2.34	73.73	17.65		100.0	
10035-CAA	IEEE 802.15.1 Bluetooth (PI/4-DQPSK, DH5)	X	1.76	70.56	15.16	1.17	100.0	± 9.6 %
		Y	2.26	74.85	17.46		100.0	
		Z	1.79	71.09	16.41		100.0	
10036-CAA	IEEE 802.15.1 Bluetooth (8-DPSK, DH1)	X	5.38	80.36	19.85	5.30	70.0	± 9.6 %
		Y	10.10	91.41	24.17		70.0	
		Z	7.37	87.30	23.55		70.0	
10037-CAA	IEEE 802.15.1 Bluetooth (8-DPSK, DH3)	X	2.10	71.54	15.58	1.88	100.0	± 9.6 %
		Y	2.84	76.78	18.24		100.0	
		Z	2.25	73.29	17.43		100.0	
10038-CAA	IEEE 802.15.1 Bluetooth (8-DPSK, DH5)	X	1.77	70.87	15.40	1.17	100.0	± 9.6 %
		Y	2.29	75.33	17.77		100.0	
		Z	1.81	71.42	16.65		100.0	
10039-CAB	CDMA2000 (1xRTT, RC1)	X	2.26	75.07	17.20	0.00	150.0	± 9.6 %
		Y	2.99	79.22	19.11		150.0	
		Z	2.13	73.17	17.12		150.0	
10042-CAB	IS-54 / IS-136 FDD (TDMA/FDM, PI/4-DQPSK, Halfrate)	X	4.99	74.55	14.33	7.78	50.0	± 9.6 %
		Y	13.44	85.55	17.97		50.0	
		Z	42.42	100.06	22.60		50.0	
10044-CAA	IS-91/EIA/TIA-553 FDD (FDMA, FM)	X	0.00	97.63	0.45	0.00	150.0	± 9.6 %
		Y	0.00	105.63	0.06		150.0	
		Z	0.00	96.62	1.01		150.0	
10048-CAA	DECT (TDD, TDMA/FDM, GFSK, Full Slot, 24)	X	5.59	71.38	15.61	13.80	25.0	± 9.6 %
		Y	7.04	74.56	16.88		25.0	
		Z	9.46	79.38	19.30		25.0	
10049-CAA	DECT (TDD, TDMA/FDM, GFSK, Double Slot, 12)	X	5.69	73.97	15.42	10.79	40.0	± 9.6 %
		Y	7.55	77.84	16.94		40.0	
		Z	10.67	83.35	19.52		40.0	
10056-CAA	UMTS-TDD (TD-SCDMA, 1.28 Mcps)	X	7.92	80.69	20.07	9.03	50.0	± 9.6 %
		Y	12.20	88.23	23.05		50.0	
		Z	10.66	86.87	23.26		50.0	
10058-DAB	EDGE-FDD (TDMA, 8PSK, TN 0-1-2-3)	X	4.35	74.75	23.16	6.55	100.0	± 9.6 %
		Y	4.67	77.08	24.63		100.0	
		Z	4.50	75.20	23.59		100.0	
10059-CAB	IEEE 802.11b WiFi 2.4 GHz (DSSS, 2 Mbps)	X	1.21	64.69	15.68	0.61	110.0	± 9.6 %
		Y	1.23	65.53	16.44		110.0	
		Z	1.21	64.46	15.69		110.0	
10060-CAB	IEEE 802.11b WiFi 2.4 GHz (DSSS, 5.5 Mbps)	X	4.17	88.85	22.71	1.30	110.0	± 9.6 %
		Y	67.79	132.65	34.60		110.0	
		Z	4.39	90.74	23.85		110.0	

10061-CAB	IEEE 802.11b WiFi 2.4 GHz (DSSS, 11 Mbps)	X	2.24	74.92	19.41	2.04	110.0	± 9.6 %
		Y	2.89	80.48	22.16		110.0	
		Z	2.29	75.62	20.19		110.0	
10062-CAB	IEEE 802.11a/h WiFi 5 GHz (OFDM, 6 Mbps)	X	4.68	66.56	16.48	0.49	100.0	± 9.6 %
		Y	4.72	66.69	16.64		100.0	
		Z	4.82	66.46	16.52		100.0	
10063-CAB	IEEE 802.11a/h WiFi 5 GHz (OFDM, 9 Mbps)	X	4.69	66.60	16.53	0.72	100.0	± 9.6 %
		Y	4.73	66.75	16.71		100.0	
		Z	4.83	66.52	16.60		100.0	
10064-CAB	IEEE 802.11a/h WiFi 5 GHz (OFDM, 12 Mbps)	X	4.97	66.86	16.74	0.86	100.0	± 9.6 %
		Y	5.03	67.01	16.92		100.0	
		Z	5.16	66.85	16.84		100.0	
10065-CAB	IEEE 802.11a/h WiFi 5 GHz (OFDM, 18 Mbps)	X	4.83	66.69	16.78	1.21	100.0	± 9.6 %
		Y	4.88	66.88	16.98		100.0	
		Z	5.00	66.71	16.90		100.0	
10066-CAB	IEEE 802.11a/h WiFi 5 GHz (OFDM, 24 Mbps)	X	4.83	66.66	16.89	1.46	100.0	± 9.6 %
		Y	4.89	66.87	17.11		100.0	
		Z	5.02	66.70	17.03		100.0	
10067-CAB	IEEE 802.11a/h WiFi 5 GHz (OFDM, 36 Mbps)	X	5.11	66.77	17.26	2.04	100.0	± 9.6 %
		Y	5.17	66.95	17.49		100.0	
		Z	5.29	66.72	17.39		100.0	
10068-CAB	IEEE 802.11a/h WiFi 5 GHz (OFDM, 48 Mbps)	X	5.15	66.79	17.44	2.55	100.0	± 9.6 %
		Y	5.22	67.02	17.70		100.0	
		Z	5.36	66.88	17.63		100.0	
10069-CAB	IEEE 802.11a/h WiFi 5 GHz (OFDM, 54 Mbps)	X	5.23	66.78	17.61	2.67	100.0	± 9.6 %
		Y	5.30	67.00	17.88		100.0	
		Z	5.43	66.80	17.79		100.0	
10071-CAB	IEEE 802.11g WiFi 2.4 GHz (DSSS/OFDM, 9 Mbps)	X	4.93	66.44	17.12	1.99	100.0	± 9.6 %
		Y	4.97	66.61	17.34		100.0	
		Z	5.06	66.38	17.23		100.0	
10072-CAB	IEEE 802.11g WiFi 2.4 GHz (DSSS/OFDM, 12 Mbps)	X	4.90	66.71	17.28	2.30	100.0	± 9.6 %
		Y	4.95	66.92	17.53		100.0	
		Z	5.05	66.71	17.42		100.0	
10073-CAB	IEEE 802.11g WiFi 2.4 GHz (DSSS/OFDM, 18 Mbps)	X	4.94	66.81	17.53	2.83	100.0	± 9.6 %
		Y	5.00	67.03	17.80		100.0	
		Z	5.09	66.79	17.68		100.0	
10074-CAB	IEEE 802.11g WiFi 2.4 GHz (DSSS/OFDM, 24 Mbps)	X	4.92	66.68	17.64	3.30	100.0	± 9.6 %
		Y	4.97	66.89	17.92		100.0	
		Z	5.05	66.64	17.81		100.0	
10075-CAB	IEEE 802.11g WiFi 2.4 GHz (DSSS/OFDM, 36 Mbps)	X	4.96	66.78	17.91	3.82	90.0	± 9.6 %
		Y	5.01	67.04	18.23		90.0	
		Z	5.11	66.84	18.14		90.0	
10076-CAB	IEEE 802.11g WiFi 2.4 GHz (DSSS/OFDM, 48 Mbps)	X	4.97	66.56	18.00	4.15	90.0	± 9.6 %
		Y	5.01	66.78	18.31		90.0	
		Z	5.08	66.50	18.18		90.0	
10077-CAB	IEEE 802.11g WiFi 2.4 GHz (DSSS/OFDM, 54 Mbps)	X	4.99	66.62	18.09	4.30	90.0	± 9.6 %
		Y	5.03	66.84	18.39		90.0	
		Z	5.10	66.53	18.25		90.0	

10081-CAB	CDMA2000 (1xRTT, RC3)	X	0.95	67.59	13.64	0.00	150.0	± 9.6 %
		Y	1.16	70.64	15.38		150.0	
		Z	1.00	67.16	14.09		150.0	
10082-CAB	IS-54 / IS-136 FDD (TDMA/FDM, PI/4-DQPSK, Fullrate)	X	0.60	57.37	2.77	4.77	80.0	± 9.6 %
		Y	0.75	60.00	4.53		80.0	
		Z	0.77	60.00	4.83		80.0	
10090-DAB	GPRS-FDD (TDMA, GMSK, TN 0-4)	X	8.51	81.27	16.52	6.56	60.0	± 9.6 %
		Y	100.00	108.05	23.66		60.0	
		Z	100.00	111.34	25.32		60.0	
10097-CAB	UMTS-FDD (HSDPA)	X	1.90	68.28	16.17	0.00	150.0	± 9.6 %
		Y	1.99	69.20	16.79		150.0	
		Z	1.89	67.54	15.97		150.0	
10098-CAB	UMTS-FDD (HSUPA, Subtest 2)	X	1.86	68.23	16.14	0.00	150.0	± 9.6 %
		Y	1.95	69.19	16.78		150.0	
		Z	1.85	67.50	15.94		150.0	
10099-DAB	EDGE-FDD (TDMA, 8PSK, TN 0-4)	X	8.38	87.52	29.95	9.56	60.0	± 9.6 %
		Y	10.98	95.58	33.62		60.0	
		Z	8.55	87.83	30.39		60.0	
10100-CAB	LTE-FDD (SC-FDMA, 100% RB, 20 MHz, QPSK)	X	3.23	70.79	17.06	0.00	150.0	± 9.6 %
		Y	3.41	71.78	17.57		150.0	
		Z	3.32	70.68	16.93		150.0	
10101-CAB	LTE-FDD (SC-FDMA, 100% RB, 20 MHz, 16-QAM)	X	3.30	67.71	16.16	0.00	150.0	± 9.6 %
		Y	3.37	68.16	16.45		150.0	
		Z	3.40	67.70	16.13		150.0	
10102-CAB	LTE-FDD (SC-FDMA, 100% RB, 20 MHz, 64-QAM)	X	3.40	67.69	16.25	0.00	150.0	± 9.6 %
		Y	3.47	68.06	16.51		150.0	
		Z	3.50	67.64	16.22		150.0	
10103-CAB	LTE-TDD (SC-FDMA, 100% RB, 20 MHz, QPSK)	X	5.69	73.19	19.02	3.98	65.0	± 9.6 %
		Y	6.17	74.96	19.98		65.0	
		Z	5.81	73.32	19.29		65.0	
10104-CAB	LTE-TDD (SC-FDMA, 100% RB, 20 MHz, 16-QAM)	X	6.05	72.46	19.54	3.98	65.0	± 9.6 %
		Y	6.18	73.22	20.12		65.0	
		Z	6.17	72.56	19.81		65.0	
10105-CAB	LTE-TDD (SC-FDMA, 100% RB, 20 MHz, 64-QAM)	X	5.63	70.95	19.16	3.98	65.0	± 9.6 %
		Y	5.99	72.46	20.09		65.0	
		Z	5.69	70.87	19.35		65.0	
10108-CAC	LTE-FDD (SC-FDMA, 100% RB, 10 MHz, QPSK)	X	2.83	70.04	16.91	0.00	150.0	± 9.6 %
		Y	2.98	71.00	17.43		150.0	
		Z	2.93	69.87	16.76		150.0	
10109-CAC	LTE-FDD (SC-FDMA, 100% RB, 10 MHz, 16-QAM)	X	2.96	67.63	16.10	0.00	150.0	± 9.6 %
		Y	3.03	68.09	16.42		150.0	
		Z	3.07	67.52	16.08		150.0	
10110-CAC	LTE-FDD (SC-FDMA, 100% RB, 5 MHz, QPSK)	X	2.30	69.18	16.55	0.00	150.0	± 9.6 %
		Y	2.44	70.23	17.16		150.0	
		Z	2.41	68.88	16.42		150.0	
10111-CAC	LTE-FDD (SC-FDMA, 100% RB, 5 MHz, 16-QAM)	X	2.70	68.70	16.54	0.00	150.0	± 9.6 %
		Y	2.78	69.16	16.89		150.0	
		Z	2.78	68.21	16.45		150.0	

10112-CAC	LTE-FDD (SC-FDMA, 100% RB, 10 MHz, 64-QAM)	X	3.08	67.62	16.16	0.00	150.0	± 9.6 %
		Y	3.15	68.01	16.44		150.0	
		Z	3.19	67.46	16.12		150.0	
10113-CAC	LTE-FDD (SC-FDMA, 100% RB, 5 MHz, 64-QAM)	X	2.86	68.84	16.66	0.00	150.0	± 9.6 %
		Y	2.93	69.21	16.97		150.0	
		Z	2.94	68.29	16.56		150.0	
10114-CAB	IEEE 802.11n (HT Greenfield, 13.5 Mbps, BPSK)	X	5.18	67.28	16.58	0.00	150.0	± 9.6 %
		Y	5.20	67.36	16.66		150.0	
		Z	5.26	67.11	16.50		150.0	
10115-CAB	IEEE 802.11n (HT Greenfield, 81 Mbps, 16-QAM)	X	5.47	67.42	16.65	0.00	150.0	± 9.6 %
		Y	5.52	67.56	16.76		150.0	
		Z	5.64	67.43	16.67		150.0	
10116-CAB	IEEE 802.11n (HT Greenfield, 135 Mbps, 64-QAM)	X	5.28	67.48	16.61	0.00	150.0	± 9.6 %
		Y	5.31	67.60	16.71		150.0	
		Z	5.39	67.39	16.57		150.0	
10117-CAB	IEEE 802.11n (HT Mixed, 13.5 Mbps, BPSK)	X	5.14	67.13	16.52	0.00	150.0	± 9.6 %
		Y	5.17	67.25	16.63		150.0	
		Z	5.27	67.13	16.53		150.0	
10118-CAB	IEEE 802.11n (HT Mixed, 81 Mbps, 16-QAM)	X	5.56	67.64	16.77	0.00	150.0	± 9.6 %
		Y	5.61	67.77	16.88		150.0	
		Z	5.71	67.60	16.76		150.0	
10119-CAB	IEEE 802.11n (HT Mixed, 135 Mbps, 64-QAM)	X	5.25	67.43	16.59	0.00	150.0	± 9.6 %
		Y	5.28	67.53	16.69		150.0	
		Z	5.37	67.34	16.56		150.0	
10140-CAB	LTE-FDD (SC-FDMA, 100% RB, 15 MHz, 16-QAM)	X	3.44	67.68	16.16	0.00	150.0	± 9.6 %
		Y	3.51	68.06	16.42		150.0	
		Z	3.55	67.64	16.14		150.0	
10141-CAB	LTE-FDD (SC-FDMA, 100% RB, 15 MHz, 64-QAM)	X	3.56	67.79	16.34	0.00	150.0	± 9.6 %
		Y	3.63	68.11	16.56		150.0	
		Z	3.67	67.69	16.30		150.0	
10142-CAC	LTE-FDD (SC-FDMA, 100% RB, 3 MHz, QPSK)	X	2.09	69.36	16.32	0.00	150.0	± 9.6 %
		Y	2.25	70.57	17.05		150.0	
		Z	2.19	68.88	16.26		150.0	
10143-CAC	LTE-FDD (SC-FDMA, 100% RB, 3 MHz, 16-QAM)	X	2.61	69.75	16.40	0.00	150.0	± 9.6 %
		Y	2.72	70.39	16.89		150.0	
		Z	2.67	69.00	16.41		150.0	
10144-CAC	LTE-FDD (SC-FDMA, 100% RB, 3 MHz, 64-QAM)	X	2.32	67.05	14.58	0.00	150.0	± 9.6 %
		Y	2.43	67.76	15.14		150.0	
		Z	2.46	66.90	14.91		150.0	
10145-CAC	LTE-FDD (SC-FDMA, 100% RB, 1.4 MHz, QPSK)	X	1.34	66.28	12.62	0.00	150.0	± 9.6 %
		Y	1.54	68.26	13.94		150.0	
		Z	1.57	67.41	14.13		150.0	
10146-CAC	LTE-FDD (SC-FDMA, 100% RB, 1.4 MHz, 16-QAM)	X	1.64	64.60	10.83	0.00	150.0	± 9.6 %
		Y	2.05	67.15	12.43		150.0	
		Z	2.36	68.27	13.85		150.0	
10147-CAC	LTE-FDD (SC-FDMA, 100% RB, 1.4 MHz, 64-QAM)	X	1.86	66.07	11.71	0.00	150.0	± 9.6 %
		Y	2.50	69.63	13.73		150.0	
		Z	2.82	70.78	15.17		150.0	

10149-CAB	LTE-FDD (SC-FDMA, 50% RB, 20 MHz, 16-QAM)	X	2.97	67.70	16.15	0.00	150.0	± 9.6 %
		Y	3.04	68.16	16.47		150.0	
		Z	3.08	67.58	16.13		150.0	
10150-CAB	LTE-FDD (SC-FDMA, 50% RB, 20 MHz, 64-QAM)	X	3.09	67.68	16.20	0.00	150.0	± 9.6 %
		Y	3.16	68.07	16.48		150.0	
		Z	3.20	67.52	16.17		150.0	
10151-CAB	LTE-TDD (SC-FDMA, 50% RB, 20 MHz, QPSK)	X	5.99	75.51	20.02	3.98	65.0	± 9.6 %
		Y	6.36	76.99	20.90		65.0	
		Z	6.09	75.53	20.32		65.0	
10152-CAB	LTE-TDD (SC-FDMA, 50% RB, 20 MHz, 16-QAM)	X	5.54	72.18	19.10	3.98	65.0	± 9.6 %
		Y	5.71	73.12	19.80		65.0	
		Z	5.69	72.36	19.51		65.0	
10153-CAB	LTE-TDD (SC-FDMA, 50% RB, 20 MHz, 64-QAM)	X	5.91	73.18	19.92	3.98	65.0	± 9.6 %
		Y	6.05	73.98	20.54		65.0	
		Z	6.01	73.15	20.24		65.0	
10154-CAC	LTE-FDD (SC-FDMA, 50% RB, 10 MHz, QPSK)	X	2.36	69.70	16.86	0.00	150.0	± 9.6 %
		Y	2.51	70.74	17.47		150.0	
		Z	2.47	69.42	16.75		150.0	
10155-CAC	LTE-FDD (SC-FDMA, 50% RB, 10 MHz, 16-QAM)	X	2.70	68.72	16.55	0.00	150.0	± 9.6 %
		Y	2.78	69.17	16.90		150.0	
		Z	2.78	68.20	16.45		150.0	
10156-CAC	LTE-FDD (SC-FDMA, 50% RB, 5 MHz, QPSK)	X	1.96	69.66	16.22	0.00	150.0	± 9.6 %
		Y	2.14	71.11	17.09		150.0	
		Z	2.06	69.17	16.26		150.0	
10157-CAC	LTE-FDD (SC-FDMA, 50% RB, 5 MHz, 16-QAM)	X	2.18	67.85	14.74	0.00	150.0	± 9.6 %
		Y	2.32	68.78	15.42		150.0	
		Z	2.31	67.60	15.12		150.0	
10158-CAC	LTE-FDD (SC-FDMA, 50% RB, 10 MHz, 64-QAM)	X	2.87	68.91	16.71	0.00	150.0	± 9.6 %
		Y	2.94	69.28	17.02		150.0	
		Z	2.94	68.35	16.60		150.0	
10159-CAC	LTE-FDD (SC-FDMA, 50% RB, 5 MHz, 64-QAM)	X	2.31	68.41	15.07	0.00	150.0	± 9.6 %
		Y	2.45	69.32	15.74		150.0	
		Z	2.44	68.13	15.45		150.0	
10160-CAB	LTE-FDD (SC-FDMA, 50% RB, 15 MHz, QPSK)	X	2.82	69.05	16.65	0.00	150.0	± 9.6 %
		Y	2.93	69.73	17.07		150.0	
		Z	2.91	68.73	16.50		150.0	
10161-CAB	LTE-FDD (SC-FDMA, 50% RB, 15 MHz, 16-QAM)	X	2.99	67.64	16.15	0.00	150.0	± 9.6 %
		Y	3.06	68.03	16.44		150.0	
		Z	3.09	67.43	16.12		150.0	
10162-CAB	LTE-FDD (SC-FDMA, 50% RB, 15 MHz, 64-QAM)	X	3.10	67.78	16.25	0.00	150.0	± 9.6 %
		Y	3.17	68.13	16.52		150.0	
		Z	3.20	67.48	16.19		150.0	
10166-CAC	LTE-FDD (SC-FDMA, 50% RB, 1.4 MHz, QPSK)	X	3.36	68.36	18.51	3.01	150.0	± 9.6 %
		Y	3.53	69.30	19.09		150.0	
		Z	3.62	68.52	18.65		150.0	
10167-CAC	LTE-FDD (SC-FDMA, 50% RB, 1.4 MHz, 16-QAM)	X	3.90	70.55	18.73	3.01	150.0	± 9.6 %
		Y	4.29	72.16	19.56		150.0	
		Z	4.34	70.90	18.97		150.0	

10168-CAC	LTE-FDD (SC-FDMA, 50% RB, 1.4 MHz, 64-QAM)	X	4.33	72.84	20.14	3.01	150.0	± 9.6 %
		Y	4.76	74.39	20.88		150.0	
		Z	4.75	72.87	20.21		150.0	
10169-CAB	LTE-FDD (SC-FDMA, 1 RB, 20 MHz, QPSK)	X	2.65	67.13	17.99	3.01	150.0	± 9.6 %
		Y	2.87	68.82	18.95		150.0	
		Z	3.02	68.58	18.68		150.0	
10170-CAB	LTE-FDD (SC-FDMA, 1 RB, 20 MHz, 16-QAM)	X	3.33	71.93	20.05	3.01	150.0	± 9.6 %
		Y	3.91	74.96	21.42		150.0	
		Z	4.03	74.00	20.87		150.0	
10171-AAB	LTE-FDD (SC-FDMA, 1 RB, 20 MHz, 64-QAM)	X	2.78	68.15	17.28	3.01	150.0	± 9.6 %
		Y	3.20	70.75	18.58		150.0	
		Z	3.32	69.91	18.08		150.0	
10172-CAB	LTE-TDD (SC-FDMA, 1 RB, 20 MHz, QPSK)	X	4.63	78.31	22.72	6.02	65.0	± 9.6 %
		Y	7.76	88.95	27.14		65.0	
		Z	5.95	81.91	24.44		65.0	
10173-CAB	LTE-TDD (SC-FDMA, 1 RB, 20 MHz, 16-QAM)	X	6.69	82.24	22.42	6.02	65.0	± 9.6 %
		Y	11.56	92.23	26.20		65.0	
		Z	9.46	87.18	24.62		65.0	
10174-CAB	LTE-TDD (SC-FDMA, 1 RB, 20 MHz, 64-QAM)	X	5.13	77.25	20.10	6.02	65.0	± 9.6 %
		Y	9.30	87.37	24.03		65.0	
		Z	7.14	81.53	22.17		65.0	
10175-CAC	LTE-FDD (SC-FDMA, 1 RB, 10 MHz, QPSK)	X	2.62	66.84	17.74	3.01	150.0	± 9.6 %
		Y	2.84	68.52	18.71		150.0	
		Z	2.98	68.24	18.41		150.0	
10176-CAC	LTE-FDD (SC-FDMA, 1 RB, 10 MHz, 16-QAM)	X	3.33	71.95	20.06	3.01	150.0	± 9.6 %
		Y	3.91	74.99	21.43		150.0	
		Z	4.04	74.03	20.88		150.0	
10177-CAE	LTE-FDD (SC-FDMA, 1 RB, 5 MHz, QPSK)	X	2.64	66.99	17.84	3.01	150.0	± 9.6 %
		Y	2.86	68.68	18.80		150.0	
		Z	3.01	68.43	18.53		150.0	
10178-CAC	LTE-FDD (SC-FDMA, 1 RB, 5 MHz, 16-QAM)	X	3.30	71.73	19.93	3.01	150.0	± 9.6 %
		Y	3.87	74.74	21.30		150.0	
		Z	3.98	73.72	20.71		150.0	
10179-CAC	LTE-FDD (SC-FDMA, 1 RB, 10 MHz, 64-QAM)	X	3.02	69.89	18.51	3.01	150.0	± 9.6 %
		Y	3.52	72.74	19.87		150.0	
		Z	3.63	71.76	19.30		150.0	
10180-CAC	LTE-FDD (SC-FDMA, 1 RB, 5 MHz, 64-QAM)	X	2.77	68.08	17.23	3.01	150.0	± 9.6 %
		Y	3.19	70.67	18.53		150.0	
		Z	3.31	69.81	18.01		150.0	
10181-CAB	LTE-FDD (SC-FDMA, 1 RB, 15 MHz, QPSK)	X	2.64	66.97	17.83	3.01	150.0	± 9.6 %
		Y	2.85	68.66	18.79		150.0	
		Z	3.00	68.41	18.52		150.0	
10182-CAB	LTE-FDD (SC-FDMA, 1 RB, 15 MHz, 16-QAM)	X	3.30	71.71	19.92	3.01	150.0	± 9.6 %
		Y	3.86	74.72	21.29		150.0	
		Z	3.97	73.69	20.70		150.0	
10183-AAA	LTE-FDD (SC-FDMA, 1 RB, 15 MHz, 64-QAM)	X	2.76	68.06	17.22	3.01	150.0	± 9.6 %
		Y	3.18	70.65	18.52		150.0	
		Z	3.30	69.79	18.00		150.0	

10184-CAC	LTE-FDD (SC-FDMA, 1 RB, 3 MHz, QPSK)	X	2.65	67.01	17.86	3.01	150.0	± 9.6 %
		Y	2.87	68.70	18.82		150.0	
		Z	3.01	68.45	18.54		150.0	
10185-CAC	LTE-FDD (SC-FDMA, 1 RB, 3 MHz, 16-QAM)	X	3.31	71.78	19.96	3.01	150.0	± 9.6 %
		Y	3.88	74.79	21.33		150.0	
		Z	3.99	73.77	20.74		150.0	
10186-AAC	LTE-FDD (SC-FDMA, 1 RB, 3 MHz, 64-QAM)	X	2.78	68.12	17.26	3.01	150.0	± 9.6 %
		Y	3.20	70.72	18.55		150.0	
		Z	3.32	69.86	18.04		150.0	
10187-CAC	LTE-FDD (SC-FDMA, 1 RB, 1.4 MHz, QPSK)	X	2.65	67.06	17.91	3.01	150.0	± 9.6 %
		Y	2.87	68.75	18.88		150.0	
		Z	3.02	68.48	18.58		150.0	
10188-CAC	LTE-FDD (SC-FDMA, 1 RB, 1.4 MHz, 16-QAM)	X	3.41	72.42	20.36	3.01	150.0	± 9.6 %
		Y	4.01	75.49	21.72		150.0	
		Z	4.14	74.52	21.17		150.0	
10189-AAC	LTE-FDD (SC-FDMA, 1 RB, 1.4 MHz, 64-QAM)	X	2.83	68.50	17.53	3.01	150.0	± 9.6 %
		Y	3.27	71.16	18.84		150.0	
		Z	3.39	70.29	18.33		150.0	
10193-CAB	IEEE 802.11n (HT Greenfield, 6.5 Mbps, BPSK)	X	4.57	66.69	16.29	0.00	150.0	± 9.6 %
		Y	4.60	66.79	16.40		150.0	
		Z	4.69	66.53	16.28		150.0	
10194-CAB	IEEE 802.11n (HT Greenfield, 39 Mbps, 16-QAM)	X	4.74	67.01	16.41	0.00	150.0	± 9.6 %
		Y	4.78	67.12	16.52		150.0	
		Z	4.88	66.90	16.40		150.0	
10195-CAB	IEEE 802.11n (HT Greenfield, 65 Mbps, 64-QAM)	X	4.78	67.04	16.43	0.00	150.0	± 9.6 %
		Y	4.82	67.14	16.54		150.0	
		Z	4.93	66.91	16.40		150.0	
10196-CAB	IEEE 802.11n (HT Mixed, 6.5 Mbps, BPSK)	X	4.57	66.76	16.31	0.00	150.0	± 9.6 %
		Y	4.61	66.86	16.43		150.0	
		Z	4.71	66.63	16.32		150.0	
10197-CAB	IEEE 802.11n (HT Mixed, 39 Mbps, 16-QAM)	X	4.75	67.03	16.42	0.00	150.0	± 9.6 %
		Y	4.80	67.14	16.54		150.0	
		Z	4.90	66.92	16.41		150.0	
10198-CAB	IEEE 802.11n (HT Mixed, 65 Mbps, 64-QAM)	X	4.78	67.05	16.44	0.00	150.0	± 9.6 %
		Y	4.83	67.16	16.55		150.0	
		Z	4.93	66.92	16.41		150.0	
10219-CAB	IEEE 802.11n (HT Mixed, 7.2 Mbps, BPSK)	X	4.52	66.77	16.27	0.00	150.0	± 9.6 %
		Y	4.56	66.88	16.40		150.0	
		Z	4.66	66.64	16.28		150.0	
10220-CAB	IEEE 802.11n (HT Mixed, 43.3 Mbps, 16-QAM)	X	4.75	67.00	16.41	0.00	150.0	± 9.6 %
		Y	4.79	67.11	16.53		150.0	
		Z	4.90	66.91	16.40		150.0	
10221-CAB	IEEE 802.11n (HT Mixed, 72.2 Mbps, 64-QAM)	X	4.79	66.98	16.42	0.00	150.0	± 9.6 %
		Y	4.83	67.08	16.53		150.0	
		Z	4.94	66.86	16.40		150.0	
10222-CAB	IEEE 802.11n (HT Mixed, 15 Mbps, BPSK)	X	5.12	67.14	16.52	0.00	150.0	± 9.6 %
		Y	5.15	67.26	16.62		150.0	
		Z	5.25	67.15	16.53		150.0	

10223-CAB	IEEE 802.11n (HT Mixed, 90 Mbps, 16-QAM)	X	5.42	67.35	16.64	0.00	150.0	± 9.6 %
		Y	5.46	67.44	16.73		150.0	
		Z	5.63	67.50	16.73		150.0	
10224-CAB	IEEE 802.11n (HT Mixed, 150 Mbps, 64-QAM)	X	5.16	67.26	16.51	0.00	150.0	± 9.6 %
		Y	5.20	67.37	16.61		150.0	
		Z	5.30	67.25	16.51		150.0	
10225-CAB	UMTS-FDD (HSPA+)	X	2.85	66.34	15.56	0.00	150.0	± 9.6 %
		Y	2.90	66.62	15.85		150.0	
		Z	2.95	66.07	15.65		150.0	
10226-CAA	LTE-TDD (SC-FDMA, 1 RB, 1.4 MHz, 16-QAM)	X	7.03	83.16	22.84	6.02	65.0	± 9.6 %
		Y	12.37	93.52	26.70		65.0	
		Z	9.98	88.21	25.07		65.0	
10227-CAA	LTE-TDD (SC-FDMA, 1 RB, 1.4 MHz, 64-QAM)	X	6.67	81.24	21.58	6.02	65.0	± 9.6 %
		Y	10.92	89.92	24.91		65.0	
		Z	9.08	85.42	23.57		65.0	
10228-CAA	LTE-TDD (SC-FDMA, 1 RB, 1.4 MHz, QPSK)	X	5.82	82.70	24.42	6.02	65.0	± 9.6 %
		Y	8.66	91.29	28.01		65.0	
		Z	7.51	86.59	26.22		65.0	
10229-CAB	LTE-TDD (SC-FDMA, 1 RB, 3 MHz, 16-QAM)	X	6.74	82.34	22.46	6.02	65.0	± 9.6 %
		Y	11.64	92.33	26.24		65.0	
		Z	9.52	87.27	24.66		65.0	
10230-CAB	LTE-TDD (SC-FDMA, 1 RB, 3 MHz, 64-QAM)	X	6.38	80.48	21.23	6.02	65.0	± 9.6 %
		Y	10.29	88.87	24.49		65.0	
		Z	8.67	84.58	23.21		65.0	
10231-CAB	LTE-TDD (SC-FDMA, 1 RB, 3 MHz, QPSK)	X	5.61	81.97	24.07	6.02	65.0	± 9.6 %
		Y	8.28	90.36	27.61		65.0	
		Z	7.23	85.81	25.86		65.0	
10232-CAB	LTE-TDD (SC-FDMA, 1 RB, 5 MHz, 16-QAM)	X	6.73	82.32	22.45	6.02	65.0	± 9.6 %
		Y	11.62	92.32	26.23		65.0	
		Z	9.51	87.25	24.65		65.0	
10233-CAB	LTE-TDD (SC-FDMA, 1 RB, 5 MHz, 64-QAM)	X	6.37	80.46	21.22	6.02	65.0	± 9.6 %
		Y	10.27	88.86	24.48		65.0	
		Z	8.66	84.57	23.20		65.0	
10234-CAB	LTE-TDD (SC-FDMA, 1 RB, 5 MHz, QPSK)	X	5.44	81.28	23.70	6.02	65.0	± 9.6 %
		Y	7.95	89.46	27.19		65.0	
		Z	6.99	85.05	25.48		65.0	
10235-CAB	LTE-TDD (SC-FDMA, 1 RB, 10 MHz, 16-QAM)	X	6.73	82.33	22.46	6.02	65.0	± 9.6 %
		Y	11.64	92.36	26.25		65.0	
		Z	9.51	87.27	24.66		65.0	
10236-CAB	LTE-TDD (SC-FDMA, 1 RB, 10 MHz, 64-QAM)	X	6.42	80.55	21.25	6.02	65.0	± 9.6 %
		Y	10.39	89.01	24.53		65.0	
		Z	8.73	84.68	23.23		65.0	
10237-CAB	LTE-TDD (SC-FDMA, 1 RB, 10 MHz, QPSK)	X	5.61	82.00	24.08	6.02	65.0	± 9.6 %
		Y	8.30	90.45	27.64		65.0	
		Z	7.24	85.86	25.88		65.0	
10238-CAB	LTE-TDD (SC-FDMA, 1 RB, 15 MHz, 16-QAM)	X	6.71	82.29	22.44	6.02	65.0	± 9.6 %
		Y	11.60	92.30	26.22		65.0	
		Z	9.48	87.23	24.64		65.0	

10239-CAB	LTE-TDD (SC-FDMA, 1 RB, 15 MHz, 64-QAM)	X	6.35	80.43	21.21	6.02	65.0	± 9.6 %
		Y	10.24	88.83	24.48		65.0	
		Z	8.64	84.54	23.19		65.0	
10240-CAB	LTE-TDD (SC-FDMA, 1 RB, 15 MHz, QPSK)	X	5.60	81.96	24.07	6.02	65.0	± 9.6 %
		Y	8.27	90.39	27.62		65.0	
		Z	7.22	85.81	25.86		65.0	
10241-CAA	LTE-TDD (SC-FDMA, 50% RB, 1.4 MHz, 16-QAM)	X	6.85	77.04	23.11	6.98	65.0	± 9.6 %
		Y	7.49	79.26	24.40		65.0	
		Z	7.25	77.10	23.54		65.0	
10242-CAA	LTE-TDD (SC-FDMA, 50% RB, 1.4 MHz, 64-QAM)	X	6.14	74.82	22.06	6.98	65.0	± 9.6 %
		Y	7.20	78.43	23.97		65.0	
		Z	6.54	74.89	22.49		65.0	
10243-CAA	LTE-TDD (SC-FDMA, 50% RB, 1.4 MHz, QPSK)	X	5.23	72.34	21.79	6.98	65.0	± 9.6 %
		Y	5.93	75.45	23.61		65.0	
		Z	5.51	72.34	22.13		65.0	
10244-CAB	LTE-TDD (SC-FDMA, 50% RB, 3 MHz, 16-QAM)	X	4.40	70.43	15.58	3.98	65.0	± 9.6 %
		Y	5.04	72.95	17.16		65.0	
		Z	5.35	73.61	18.17		65.0	
10245-CAB	LTE-TDD (SC-FDMA, 50% RB, 3 MHz, 64-QAM)	X	4.37	70.09	15.38	3.98	65.0	± 9.6 %
		Y	4.97	72.51	16.92		65.0	
		Z	5.33	73.32	18.00		65.0	
10246-CAB	LTE-TDD (SC-FDMA, 50% RB, 3 MHz, QPSK)	X	4.30	73.38	17.22	3.98	65.0	± 9.6 %
		Y	5.07	76.58	19.00		65.0	
		Z	5.01	76.04	19.34		65.0	
10247-CAB	LTE-TDD (SC-FDMA, 50% RB, 5 MHz, 16-QAM)	X	4.52	71.33	17.06	3.98	65.0	± 9.6 %
		Y	4.81	72.85	18.15		65.0	
		Z	4.88	72.58	18.50		65.0	
10248-CAB	LTE-TDD (SC-FDMA, 50% RB, 5 MHz, 64-QAM)	X	4.56	70.99	16.90	3.98	65.0	± 9.6 %
		Y	4.85	72.43	17.96		65.0	
		Z	4.96	72.25	18.34		65.0	
10249-CAB	LTE-TDD (SC-FDMA, 50% RB, 5 MHz, QPSK)	X	5.28	76.52	19.41	3.98	65.0	± 9.6 %
		Y	6.13	79.64	21.06		65.0	
		Z	5.67	77.77	20.67		65.0	
10250-CAB	LTE-TDD (SC-FDMA, 50% RB, 10 MHz, 16-QAM)	X	5.47	74.06	19.88	3.98	65.0	± 9.6 %
		Y	5.68	75.16	20.68		65.0	
		Z	5.59	74.19	20.44		65.0	
10251-CAB	LTE-TDD (SC-FDMA, 50% RB, 10 MHz, 64-QAM)	X	5.28	72.27	18.76	3.98	65.0	± 9.6 %
		Y	5.49	73.33	19.56		65.0	
		Z	5.45	72.47	19.36		65.0	
10252-CAB	LTE-TDD (SC-FDMA, 50% RB, 10 MHz, QPSK)	X	5.85	77.24	20.65	3.98	65.0	± 9.6 %
		Y	6.43	79.46	21.88		65.0	
		Z	5.97	77.37	21.15		65.0	
10253-CAB	LTE-TDD (SC-FDMA, 50% RB, 15 MHz, 16-QAM)	X	5.44	71.73	18.89	3.98	65.0	± 9.6 %
		Y	5.58	72.56	19.56		65.0	
		Z	5.55	71.76	19.29		65.0	
10254-CAB	LTE-TDD (SC-FDMA, 50% RB, 15 MHz, 64-QAM)	X	5.78	72.64	19.62	3.98	65.0	± 9.6 %
		Y	5.90	73.38	20.24		65.0	
		Z	5.86	72.55	19.96		65.0	

10255-CAB	LTE-TDD (SC-FDMA, 50% RB, 15 MHz, QPSK)	X	5.76	75.01	20.03	3.98	65.0	± 9.6 %
		Y	6.07	76.37	20.89		65.0	
		Z	5.82	74.90	20.31		65.0	
10256-CAA	LTE-TDD (SC-FDMA, 100% RB, 1.4 MHz, 16-QAM)	X	3.47	67.17	13.03	3.98	65.0	± 9.6 %
		Y	3.94	69.35	14.53		65.0	
		Z	4.53	71.23	16.27		65.0	
10257-CAA	LTE-TDD (SC-FDMA, 100% RB, 1.4 MHz, 64-QAM)	X	3.45	66.80	12.77	3.98	65.0	± 9.6 %
		Y	3.89	68.84	14.21		65.0	
		Z	4.52	70.83	16.01		65.0	
10258-CAA	LTE-TDD (SC-FDMA, 100% RB, 1.4 MHz, QPSK)	X	3.34	69.51	14.70	3.98	65.0	± 9.6 %
		Y	3.87	72.27	16.41		65.0	
		Z	4.23	73.43	17.64		65.0	
10259-CAB	LTE-TDD (SC-FDMA, 100% RB, 3 MHz, 16-QAM)	X	4.89	72.37	18.09	3.98	65.0	± 9.6 %
		Y	5.16	73.74	19.08		65.0	
		Z	5.16	73.13	19.18		65.0	
10260-CAB	LTE-TDD (SC-FDMA, 100% RB, 3 MHz, 64-QAM)	X	4.94	72.20	18.03	3.98	65.0	± 9.6 %
		Y	5.20	73.52	18.99		65.0	
		Z	5.23	73.01	19.14		65.0	
10261-CAB	LTE-TDD (SC-FDMA, 100% RB, 3 MHz, QPSK)	X	5.30	76.20	19.69	3.98	65.0	± 9.6 %
		Y	5.96	78.79	21.13		65.0	
		Z	5.56	76.94	20.65		65.0	
10262-CAB	LTE-TDD (SC-FDMA, 100% RB, 5 MHz, 16-QAM)	X	5.46	74.01	19.83	3.98	65.0	± 9.6 %
		Y	5.67	75.12	20.64		65.0	
		Z	5.58	74.15	20.41		65.0	
10263-CAB	LTE-TDD (SC-FDMA, 100% RB, 5 MHz, 64-QAM)	X	5.28	72.25	18.75	3.98	65.0	± 9.6 %
		Y	5.48	73.31	19.56		65.0	
		Z	5.44	72.46	19.36		65.0	
10264-CAB	LTE-TDD (SC-FDMA, 100% RB, 5 MHz, QPSK)	X	5.80	77.07	20.56	3.98	65.0	± 9.6 %
		Y	6.38	79.29	21.79		65.0	
		Z	5.93	77.23	21.07		65.0	
10265-CAB	LTE-TDD (SC-FDMA, 100% RB, 10 MHz, 16-QAM)	X	5.54	72.19	19.11	3.98	65.0	± 9.6 %
		Y	5.71	73.12	19.81		65.0	
		Z	5.69	72.36	19.52		65.0	
10266-CAB	LTE-TDD (SC-FDMA, 100% RB, 10 MHz, 64-QAM)	X	5.90	73.17	19.91	3.98	65.0	± 9.6 %
		Y	6.05	73.96	20.53		65.0	
		Z	6.01	73.14	20.23		65.0	
10267-CAB	LTE-TDD (SC-FDMA, 100% RB, 10 MHz, QPSK)	X	5.98	75.47	20.01	3.98	65.0	± 9.6 %
		Y	6.35	76.95	20.89		65.0	
		Z	6.08	75.49	20.30		65.0	
10268-CAB	LTE-TDD (SC-FDMA, 100% RB, 15 MHz, 16-QAM)	X	6.21	72.40	19.64	3.98	65.0	± 9.6 %
		Y	6.32	73.04	20.16		65.0	
		Z	6.32	72.39	19.87		65.0	
10269-CAB	LTE-TDD (SC-FDMA, 100% RB, 15 MHz, 64-QAM)	X	6.21	72.06	19.55	3.98	65.0	± 9.6 %
		Y	6.30	72.64	20.05		65.0	
		Z	6.29	72.00	19.77		65.0	
10270-CAB	LTE-TDD (SC-FDMA, 100% RB, 15 MHz, QPSK)	X	6.09	73.71	19.47	3.98	65.0	± 9.6 %
		Y	6.28	74.60	20.08		65.0	
		Z	6.17	73.66	19.67		65.0	

10274-CAB	UMTS-FDD (HSUPA, Subtest 5, 3GPP Rel8.10)	X	2.64	66.74	15.50	0.00	150.0	± 9.6 %
		Y	2.69	67.10	15.83		150.0	
		Z	2.68	66.27	15.47		150.0	
10275-CAB	UMTS-FDD (HSUPA, Subtest 5, 3GPP Rel8.4)	X	1.68	68.56	16.07	0.00	150.0	± 9.6 %
		Y	1.82	70.02	16.93		150.0	
		Z	1.71	68.06	15.90		150.0	
10277-CAA	PHS (QPSK)	X	2.36	61.61	7.31	9.03	50.0	± 9.6 %
		Y	2.39	61.94	7.61		50.0	
		Z	2.65	62.95	8.78		50.0	
10278-CAA	PHS (QPSK, BW 884MHz, Rolloff 0.5)	X	3.91	68.51	13.42	9.03	50.0	± 9.6 %
		Y	4.49	70.95	14.83		50.0	
		Z	5.58	74.75	17.31		50.0	
10279-CAA	PHS (QPSK, BW 884MHz, Rolloff 0.38)	X	4.01	68.77	13.58	9.03	50.0	± 9.6 %
		Y	4.63	71.27	15.02		50.0	
		Z	5.76	75.05	17.47		50.0	
10290-AAB	CDMA2000, RC1, SO55, Full Rate	X	1.64	70.48	14.99	0.00	150.0	± 9.6 %
		Y	2.03	73.52	16.59		150.0	
		Z	1.73	69.96	15.45		150.0	
10291-AAB	CDMA2000, RC3, SO55, Full Rate	X	0.93	67.30	13.49	0.00	150.0	± 9.6 %
		Y	1.12	70.21	15.17		150.0	
		Z	0.98	66.89	13.94		150.0	
10292-AAB	CDMA2000, RC3, SO32, Full Rate	X	1.38	73.80	16.83	0.00	150.0	± 9.6 %
		Y	2.07	80.16	19.66		150.0	
		Z	1.24	71.27	16.43		150.0	
10293-AAB	CDMA2000, RC3, SO3, Full Rate	X	3.07	85.81	21.79	0.00	150.0	± 9.6 %
		Y	6.07	96.86	25.67		150.0	
		Z	1.83	77.45	19.50		150.0	
10295-AAB	CDMA2000, RC1, SO3, 1/8th Rate 25 fr.	X	6.96	78.18	20.42	9.03	50.0	± 9.6 %
		Y	7.83	81.11	22.06		50.0	
		Z	6.78	78.87	21.87		50.0	
10297-AAA	LTE-FDD (SC-FDMA, 50% RB, 20 MHz, QPSK)	X	2.84	70.16	16.98	0.00	150.0	± 9.6 %
		Y	3.00	71.12	17.50		150.0	
		Z	2.95	69.98	16.83		150.0	
10298-AAB	LTE-FDD (SC-FDMA, 50% RB, 3 MHz, QPSK)	X	1.69	68.82	14.85	0.00	150.0	± 9.6 %
		Y	1.92	70.71	16.01		150.0	
		Z	1.84	68.81	15.45		150.0	
10299-AAB	LTE-FDD (SC-FDMA, 50% RB, 3 MHz, 16-QAM)	X	2.19	67.55	13.30	0.00	150.0	± 9.6 %
		Y	2.73	70.37	14.89		150.0	
		Z	2.77	69.78	15.28		150.0	
10300-AAB	LTE-FDD (SC-FDMA, 50% RB, 3 MHz, 64-QAM)	X	1.74	63.95	10.77	0.00	150.0	± 9.6 %
		Y	2.00	65.46	11.83		150.0	
		Z	2.23	65.89	12.71		150.0	
10301-AAA	IEEE 802.16e WIMAX (29:18, 5ms, 10MHz, QPSK, PUSC)	X	4.62	64.90	17.27	4.17	50.0	± 9.6 %
		Y	4.66	64.93	17.38		50.0	
		Z	4.85	64.86	17.39		50.0	
10302-AAA	IEEE 802.16e WIMAX (29:18, 5ms, 10MHz, QPSK, PUSC, 3 CTRL symbols)	X	5.11	65.59	18.02	4.96	50.0	± 9.6 %
		Y	5.22	65.96	18.33		50.0	
		Z	5.33	65.52	18.12		50.0	

10303-AAA	IEEE 802.16e WiMAX (31:15, 5ms, 10MHz, 64QAM, PUSC)	X	4.86	65.21	17.85	4.96	50.0	± 9.6 %
		Y	4.96	65.60	18.18		50.0	
		Z	5.09	65.21	18.01		50.0	
10304-AAA	IEEE 802.16e WiMAX (29:18, 5ms, 10MHz, 64QAM, PUSC)	X	4.67	65.13	17.38	4.17	50.0	± 9.6 %
		Y	4.77	65.45	17.65		50.0	
		Z	4.88	65.05	17.48		50.0	
10305-AAA	IEEE 802.16e WiMAX (31:15, 10ms, 10MHz, 64QAM, PUSC, 15 symbols)	X	4.29	66.71	19.24	6.02	35.0	± 9.6 %
		Y	4.41	67.36	19.84		35.0	
		Z	4.48	66.53	19.55		35.0	
10306-AAA	IEEE 802.16e WiMAX (29:18, 10ms, 10MHz, 64QAM, PUSC, 18 symbols)	X	4.61	65.80	18.84	6.02	35.0	± 9.6 %
		Y	4.71	66.29	19.31		35.0	
		Z	4.82	65.72	19.10		35.0	
10307-AAA	IEEE 802.16e WiMAX (29:18, 10ms, 10MHz, QPSK, PUSC, 18 symbols)	X	4.52	65.99	18.83	6.02	35.0	± 9.6 %
		Y	4.62	66.53	19.33		35.0	
		Z	4.74	65.99	19.12		35.0	
10308-AAA	IEEE 802.16e WiMAX (29:18, 10ms, 10MHz, 16QAM, PUSC)	X	4.49	66.16	18.95	6.02	35.0	± 9.6 %
		Y	4.60	66.71	19.46		35.0	
		Z	4.69	66.08	19.21		35.0	
10309-AAA	IEEE 802.16e WiMAX (29:18, 10ms, 10MHz, 16QAM, AMC 2x3, 18 symbols)	X	4.66	66.00	18.97	6.02	35.0	± 9.6 %
		Y	4.78	66.55	19.48		35.0	
		Z	4.90	66.00	19.26		35.0	
10310-AAA	IEEE 802.16e WiMAX (29:18, 10ms, 10MHz, QPSK, AMC 2x3, 18 symbols)	X	4.56	65.87	18.82	6.02	35.0	± 9.6 %
		Y	4.66	66.36	19.30		35.0	
		Z	4.77	65.77	19.06		35.0	
10311-AAA	LTE-FDD (SC-FDMA, 100% RB, 15 MHz, QPSK)	X	3.21	69.42	16.61	0.00	150.0	± 9.6 %
		Y	3.37	70.28	17.06		150.0	
		Z	3.31	69.30	16.49		150.0	
10313-AAA	iDEN 1:3	X	2.81	69.11	14.09	6.99	70.0	± 9.6 %
		Y	3.08	70.97	15.07		70.0	
		Z	2.93	70.30	15.05		70.0	
10314-AAA	iDEN 1:6	X	3.62	73.54	18.63	10.00	30.0	± 9.6 %
		Y	4.32	76.97	20.16		30.0	
		Z	3.95	75.50	19.89		30.0	
10315-AAB	IEEE 802.11b WiFi 2.4 GHz (DSSS, 1 Mbps, 96pc duty cycle)	X	1.10	63.87	15.37	0.17	150.0	± 9.6 %
		Y	1.11	64.51	15.98		150.0	
		Z	1.10	63.55	15.25		150.0	
10316-AAB	IEEE 802.11g WiFi 2.4 GHz (ERP-OFDM, 6 Mbps, 96pc duty cycle)	X	4.59	66.60	16.30	0.17	150.0	± 9.6 %
		Y	4.63	66.74	16.45		150.0	
		Z	4.73	66.50	16.32		150.0	
10317-AAB	IEEE 802.11a WiFi 5 GHz (OFDM, 6 Mbps, 96pc duty cycle)	X	4.59	66.60	16.30	0.17	150.0	± 9.6 %
		Y	4.63	66.74	16.45		150.0	
		Z	4.73	66.50	16.32		150.0	
10400-AAC	IEEE 802.11ac WiFi (20MHz, 64-QAM, 99pc duty cycle)	X	4.73	67.05	16.39	0.00	150.0	± 9.6 %
		Y	4.78	67.18	16.53		150.0	
		Z	4.89	66.94	16.38		150.0	
10401-AAC	IEEE 802.11ac WiFi (40MHz, 64-QAM, 99pc duty cycle)	X	5.44	67.25	16.56	0.00	150.0	± 9.6 %
		Y	5.46	67.32	16.65		150.0	
		Z	5.53	67.04	16.47		150.0	

10402-AAC	IEEE 802.11ac WiFi (80MHz, 64-QAM, 99pc duty cycle)	X	5.69	67.53	16.56	0.00	150.0	± 9.6 %
		Y	5.72	67.65	16.66		150.0	
		Z	5.83	67.58	16.59		150.0	
10403-AAB	CDMA2000 (1xEV-DO, Rev. 0)	X	1.64	70.48	14.99	0.00	115.0	± 9.6 %
		Y	2.03	73.52	16.59		115.0	
		Z	1.73	69.96	15.45		115.0	
10404-AAB	CDMA2000 (1xEV-DO, Rev. A)	X	1.64	70.48	14.99	0.00	115.0	± 9.6 %
		Y	2.03	73.52	16.59		115.0	
		Z	1.73	69.96	15.45		115.0	
10406-AAB	CDMA2000, RC3, SO32, SCH0, Full Rate	X	13.26	97.32	24.83	0.00	100.0	± 9.6 %
		Y	100.00	124.36	31.36		100.0	
		Z	10.91	94.13	24.60		100.0	
10410-AAA	LTE-TDD (SC-FDMA, 1 RB, 10 MHz, QPSK, UL Subframe=2,3,4,7,8,9)	X	0.72	60.00	3.04	2.23	80.0	± 9.6 %
		Y	0.68	60.00	3.38		80.0	
		Z	0.75	60.00	4.37		80.0	
10415-AAA	IEEE 802.11b WiFi 2.4 GHz (DSSS, 1 Mbps, 99pc duty cycle)	X	1.03	63.28	15.02	0.00	150.0	± 9.6 %
		Y	1.04	63.86	15.57		150.0	
		Z	1.03	62.95	14.84		150.0	
10416-AAA	IEEE 802.11g WiFi 2.4 GHz (ERP-OFDM, 6 Mbps, 99pc duty cycle)	X	4.57	66.73	16.35	0.00	150.0	± 9.6 %
		Y	4.60	66.83	16.47		150.0	
		Z	4.69	66.56	16.32		150.0	
10417-AAA	IEEE 802.11a/h WiFi 5 GHz (OFDM, 6 Mbps, 99pc duty cycle)	X	4.57	66.73	16.35	0.00	150.0	± 9.6 %
		Y	4.60	66.83	16.47		150.0	
		Z	4.69	66.56	16.32		150.0	
10418-AAA	IEEE 802.11g WiFi 2.4 GHz (DSSS-OFDM, 6 Mbps, 99pc duty cycle, Long preamble)	X	4.56	66.90	16.38	0.00	150.0	± 9.6 %
		Y	4.60	66.99	16.49		150.0	
		Z	4.67	66.70	16.33		150.0	
10419-AAA	IEEE 802.11g WiFi 2.4 GHz (DSSS-OFDM, 6 Mbps, 99pc duty cycle, Short preamble)	X	4.58	66.84	16.38	0.00	150.0	± 9.6 %
		Y	4.62	66.94	16.49		150.0	
		Z	4.70	66.66	16.34		150.0	
10422-AAA	IEEE 802.11n (HT Greenfield, 7.2 Mbps, BPSK)	X	4.70	66.83	16.39	0.00	150.0	± 9.6 %
		Y	4.73	66.93	16.50		150.0	
		Z	4.83	66.67	16.35		150.0	
10423-AAA	IEEE 802.11n (HT Greenfield, 43.3 Mbps, 16-QAM)	X	4.86	67.15	16.50	0.00	150.0	± 9.6 %
		Y	4.91	67.26	16.61		150.0	
		Z	5.03	67.05	16.49		150.0	
10424-AAA	IEEE 802.11n (HT Greenfield, 72.2 Mbps, 64-QAM)	X	4.78	67.10	16.47	0.00	150.0	± 9.6 %
		Y	4.83	67.22	16.59		150.0	
		Z	4.94	66.98	16.45		150.0	
10425-AAA	IEEE 802.11n (HT Greenfield, 15 Mbps, BPSK)	X	5.39	67.41	16.65	0.00	150.0	± 9.6 %
		Y	5.43	67.52	16.75		150.0	
		Z	5.52	67.33	16.61		150.0	
10426-AAA	IEEE 802.11n (HT Greenfield, 90 Mbps, 16-QAM)	X	5.40	67.45	16.67	0.00	150.0	± 9.6 %
		Y	5.43	67.53	16.75		150.0	
		Z	5.53	67.36	16.63		150.0	

10427-AAA	IEEE 802.11n (HT Greenfield, 150 Mbps, 64-QAM)	X	5.41	67.42	16.64	0.00	150.0	± 9.6 %
		Y	5.44	67.51	16.73		150.0	
		Z	5.55	67.37	16.63		150.0	
10430-AAA	LTE-FDD (OFDMA, 5 MHz, E-TM 3.1)	X	4.45	71.73	18.77	0.00	150.0	± 9.6 %
		Y	4.40	71.27	18.63		150.0	
		Z	4.47	70.59	18.48		150.0	
10431-AAA	LTE-FDD (OFDMA, 10 MHz, E-TM 3.1)	X	4.25	67.32	16.37	0.00	150.0	± 9.6 %
		Y	4.31	67.47	16.53		150.0	
		Z	4.42	67.11	16.39		150.0	
10432-AAA	LTE-FDD (OFDMA, 15 MHz, E-TM 3.1)	X	4.55	67.17	16.43	0.00	150.0	± 9.6 %
		Y	4.60	67.29	16.56		150.0	
		Z	4.71	67.02	16.42		150.0	
10433-AAA	LTE-FDD (OFDMA, 20 MHz, E-TM 3.1)	X	4.80	67.14	16.50	0.00	150.0	± 9.6 %
		Y	4.84	67.25	16.61		150.0	
		Z	4.95	67.03	16.48		150.0	
10434-AAA	W-CDMA (BS Test Model 1, 64 DPCH)	X	4.61	72.82	18.83	0.00	150.0	± 9.6 %
		Y	4.55	72.29	18.69		150.0	
		Z	4.58	71.41	18.52		150.0	
10435-AAA	LTE-TDD (SC-FDMA, 1 RB, 20 MHz, QPSK, UL Subframe=2,3,4,7,8,9)	X	0.73	60.00	3.01	2.23	80.0	± 9.6 %
		Y	0.68	60.00	3.36		80.0	
		Z	0.75	60.00	4.36		80.0	
10447-AAA	LTE-FDD (OFDMA, 5 MHz, E-TM 3.1, Clipping 44%)	X	3.55	67.41	15.73	0.00	150.0	± 9.6 %
		Y	3.63	67.67	16.01		150.0	
		Z	3.73	67.17	15.91		150.0	
10448-AAA	LTE-FDD (OFDMA, 10 MHz, E-TM 3.1, Clipping 44%)	X	4.09	67.11	16.23	0.00	150.0	± 9.6 %
		Y	4.15	67.25	16.40		150.0	
		Z	4.24	66.89	16.24		150.0	
10449-AAA	LTE-FDD (OFDMA, 15 MHz, E-TM 3.1, Clipping 44%)	X	4.36	67.00	16.34	0.00	150.0	± 9.6 %
		Y	4.41	67.13	16.47		150.0	
		Z	4.50	66.84	16.32		150.0	
10450-AAA	LTE-FDD (OFDMA, 20 MHz, E-TM 3.1, Clipping 44%)	X	4.56	66.91	16.35	0.00	150.0	± 9.6 %
		Y	4.60	67.03	16.48		150.0	
		Z	4.68	66.78	16.33		150.0	
10451-AAA	W-CDMA (BS Test Model 1, 64 DPCH, Clipping 44%)	X	3.45	67.62	15.36	0.00	150.0	± 9.6 %
		Y	3.55	67.96	15.70		150.0	
		Z	3.66	67.46	15.67		150.0	
10456-AAA	IEEE 802.11ac WiFi (160MHz, 64-QAM, 99pc duty cycle)	X	6.26	67.94	16.78	0.00	150.0	± 9.6 %
		Y	6.28	68.03	16.86		150.0	
		Z	6.38	67.96	16.79		150.0	
10457-AAA	UMTS-FDD (DC-HSDPA)	X	3.82	65.36	16.06	0.00	150.0	± 9.6 %
		Y	3.83	65.45	16.19		150.0	
		Z	3.87	65.19	16.05		150.0	
10458-AAA	CDMA2000 (1xEV-DO, Rev. B, 2 carriers)	X	3.25	66.87	14.70	0.00	150.0	± 9.6 %
		Y	3.37	67.28	15.13		150.0	
		Z	3.47	66.67	15.15		150.0	
10459-AAA	CDMA2000 (1xEV-DO, Rev. B, 3 carriers)	X	4.42	65.45	15.79	0.00	150.0	± 9.6 %
		Y	4.47	65.46	15.97		150.0	
		Z	4.68	65.26	16.05		150.0	

10460-AAA	UMTS-FDD (WCDMA, AMR)	X	0.97	69.30	16.98	0.00	150.0	± 9.6 %
		Y	1.12	72.49	18.75		150.0	
		Z	0.95	68.36	16.51		150.0	
10461-AAA	LTE-TDD (SC-FDMA, 1 RB, 1.4 MHz, QPSK, UL Subframe=2,3,4,7,8,9)	X	2.00	70.76	15.49	3.29	80.0	± 9.6 %
		Y	8.58	90.35	22.50		80.0	
		Z	5.73	83.80	20.83		80.0	
10462-AAA	LTE-TDD (SC-FDMA, 1 RB, 1.4 MHz, 16-QAM, UL Subframe=2,3,4,7,8,9)	X	0.92	60.00	7.79	3.23	80.0	± 9.6 %
		Y	1.03	61.08	8.56		80.0	
		Z	1.56	63.86	10.58		80.0	
10463-AAA	LTE-TDD (SC-FDMA, 1 RB, 1.4 MHz, 64-QAM, UL Subframe=2,3,4,7,8,9)	X	0.94	60.00	7.31	3.23	80.0	± 9.6 %
		Y	0.94	60.00	7.51		80.0	
		Z	1.28	61.47	8.99		80.0	
10464-AAA	LTE-TDD (SC-FDMA, 1 RB, 3 MHz, QPSK, UL Subframe=2,3,4,7,8,9)	X	1.64	68.18	13.89	3.23	80.0	± 9.6 %
		Y	5.92	84.53	20.09		80.0	
		Z	4.51	80.04	19.05		80.0	
10465-AAA	LTE-TDD (SC-FDMA, 1 RB, 3 MHz, 16-QAM, UL Subframe=2,3,4,7,8,9)	X	0.92	60.00	7.73	3.23	80.0	± 9.6 %
		Y	0.98	60.61	8.25		80.0	
		Z	1.45	63.13	10.17		80.0	
10466-AAA	LTE-TDD (SC-FDMA, 1 RB, 3 MHz, 64-QAM, UL Subframe=2,3,4,7,8,9)	X	0.94	60.00	7.26	3.23	80.0	± 9.6 %
		Y	0.94	60.00	7.46		80.0	
		Z	1.23	61.06	8.73		80.0	
10467-AAA	LTE-TDD (SC-FDMA, 1 RB, 5 MHz, QPSK, UL Subframe=2,3,4,7,8,9)	X	1.68	68.56	14.08	3.23	80.0	± 9.6 %
		Y	6.58	85.94	20.55		80.0	
		Z	4.80	80.91	19.37		80.0	
10468-AAA	LTE-TDD (SC-FDMA, 1 RB, 5 MHz, 16-QAM, UL Subframe=2,3,4,7,8,9)	X	0.91	60.00	7.74	3.23	80.0	± 9.6 %
		Y	0.99	60.72	8.32		80.0	
		Z	1.47	63.29	10.26		80.0	
10469-AAA	LTE-TDD (SC-FDMA, 1 RB, 5 MHz, 64-QAM, UL Subframe=2,3,4,7,8,9)	X	0.94	60.00	7.26	3.23	80.0	± 9.6 %
		Y	0.94	60.00	7.45		80.0	
		Z	1.22	61.07	8.73		80.0	
10470-AAA	LTE-TDD (SC-FDMA, 1 RB, 10 MHz, QPSK, UL Subframe=2,3,4,7,8,9)	X	1.67	68.54	14.07	3.23	80.0	± 9.6 %
		Y	6.57	85.96	20.55		80.0	
		Z	4.78	80.90	19.36		80.0	
10471-AAA	LTE-TDD (SC-FDMA, 1 RB, 10 MHz, 16-QAM, UL Subframe=2,3,4,7,8,9)	X	0.91	60.00	7.73	3.23	80.0	± 9.6 %
		Y	0.98	60.68	8.29		80.0	
		Z	1.46	63.25	10.23		80.0	
10472-AAA	LTE-TDD (SC-FDMA, 1 RB, 10 MHz, 64-QAM, UL Subframe=2,3,4,7,8,9)	X	0.94	60.00	7.25	3.23	80.0	± 9.6 %
		Y	0.94	60.00	7.44		80.0	
		Z	1.22	61.03	8.70		80.0	
10473-AAA	LTE-TDD (SC-FDMA, 1 RB, 15 MHz, QPSK, UL Subframe=2,3,4,7,8,9)	X	1.67	68.52	14.05	3.23	80.0	± 9.6 %
		Y	6.55	85.90	20.53		80.0	
		Z	4.77	80.86	19.34		80.0	
10474-AAA	LTE-TDD (SC-FDMA, 1 RB, 15 MHz, 16-QAM, UL Subframe=2,3,4,7,8,9)	X	0.91	60.00	7.73	3.23	80.0	± 9.6 %
		Y	0.98	60.66	8.27		80.0	
		Z	1.46	63.22	10.22		80.0	
10475-AAA	LTE-TDD (SC-FDMA, 1 RB, 15 MHz, 64-QAM, UL Subframe=2,3,4,7,8,9)	X	0.94	60.00	7.25	3.23	80.0	± 9.6 %
		Y	0.94	60.00	7.44		80.0	
		Z	1.22	61.02	8.70		80.0	

10477-AAA	LTE-TDD (SC-FDMA, 1 RB, 20 MHz, 16-QAM, UL Subframe=2,3,4,7,8,9)	X	0.91	60.00	7.71	3.23	80.0	± 9.6 %
		Y	0.97	60.55	8.20		80.0	
		Z	1.44	63.08	10.13		80.0	
10478-AAA	LTE-TDD (SC-FDMA, 1 RB, 20 MHz, 64-QAM, UL Subframe=2,3,4,7,8,9)	X	0.94	60.00	7.24	3.23	80.0	± 9.6 %
		Y	0.94	60.00	7.43		80.0	
		Z	1.21	60.99	8.67		80.0	
10479-AAA	LTE-TDD (SC-FDMA, 50% RB, 1.4 MHz, QPSK, UL Subframe=2,3,4,7,8,9)	X	0.95	60.00	5.82	1.99	80.0	± 9.6 %
		Y	0.92	60.00	6.29		80.0	
		Z	0.98	60.00	7.60		80.0	
10480-AAA	LTE-TDD (SC-FDMA, 50% RB, 1.4 MHz, 16-QAM, UL Subframe=2,3,4,7,8,9)	X	1.29	60.00	5.13	1.99	80.0	± 9.6 %
		Y	1.24	60.00	5.53		80.0	
		Z	1.27	60.00	6.83		80.0	
10481-AAA	LTE-TDD (SC-FDMA, 50% RB, 1.4 MHz, 64-QAM, UL Subframe=2,3,4,7,8,9)	X	1.38	60.00	4.87	1.99	80.0	± 9.6 %
		Y	1.30	60.00	5.29		80.0	
		Z	1.30	60.00	6.60		80.0	
10482-AAA	LTE-TDD (SC-FDMA, 50% RB, 3 MHz, QPSK, UL Subframe=2,3,4,7,8,9)	X	1.80	65.32	12.67	1.99	80.0	± 9.6 %
		Y	2.45	69.59	15.01		80.0	
		Z	2.44	68.90	15.30		80.0	
10483-AAA	LTE-TDD (SC-FDMA, 50% RB, 3 MHz, 16-QAM, UL Subframe=2,3,4,7,8,9)	X	2.00	63.35	11.20	1.99	80.0	± 9.6 %
		Y	2.66	66.99	13.38		80.0	
		Z	3.12	68.57	14.87		80.0	
10484-AAA	LTE-TDD (SC-FDMA, 50% RB, 3 MHz, 64-QAM, UL Subframe=2,3,4,7,8,9)	X	2.01	63.13	11.12	1.99	80.0	± 9.6 %
		Y	2.60	66.51	13.20		80.0	
		Z	3.09	68.18	14.73		80.0	
10485-AAA	LTE-TDD (SC-FDMA, 50% RB, 5 MHz, QPSK, UL Subframe=2,3,4,7,8,9)	X	2.39	68.72	15.30	1.99	80.0	± 9.6 %
		Y	3.15	73.04	17.51		80.0	
		Z	2.83	70.70	16.85		80.0	
10486-AAA	LTE-TDD (SC-FDMA, 50% RB, 5 MHz, 16-QAM, UL Subframe=2,3,4,7,8,9)	X	2.42	65.67	13.59	1.99	80.0	± 9.6 %
		Y	2.81	68.02	15.07		80.0	
		Z	2.84	67.42	15.25		80.0	
10487-AAA	LTE-TDD (SC-FDMA, 50% RB, 5 MHz, 64-QAM, UL Subframe=2,3,4,7,8,9)	X	2.44	65.45	13.49	1.99	80.0	± 9.6 %
		Y	2.81	67.66	14.91		80.0	
		Z	2.87	67.19	15.16		80.0	
10488-AAA	LTE-TDD (SC-FDMA, 50% RB, 10 MHz, QPSK, UL Subframe=2,3,4,7,8,9)	X	2.96	69.84	16.73	1.99	80.0	± 9.6 %
		Y	3.52	72.86	18.30		80.0	
		Z	3.28	70.80	17.48		80.0	
10489-AAA	LTE-TDD (SC-FDMA, 50% RB, 10 MHz, 16-QAM, UL Subframe=2,3,4,7,8,9)	X	3.01	67.19	15.77	1.99	80.0	± 9.6 %
		Y	3.26	68.65	16.74		80.0	
		Z	3.22	67.65	16.42		80.0	
10490-AAA	LTE-TDD (SC-FDMA, 50% RB, 10 MHz, 64-QAM, UL Subframe=2,3,4,7,8,9)	X	3.11	67.12	15.78	1.99	80.0	± 9.6 %
		Y	3.35	68.47	16.70		80.0	
		Z	3.33	67.53	16.40		80.0	
10491-AAA	LTE-TDD (SC-FDMA, 50% RB, 15 MHz, QPSK, UL Subframe=2,3,4,7,8,9)	X	3.29	69.03	16.67	1.99	80.0	± 9.6 %
		Y	3.67	71.05	17.79		80.0	
		Z	3.54	69.64	17.16		80.0	
10492-AAA	LTE-TDD (SC-FDMA, 50% RB, 15 MHz, 16-QAM, UL Subframe=2,3,4,7,8,9)	X	3.43	66.97	16.12	1.99	80.0	± 9.6 %
		Y	3.61	67.99	16.83		80.0	
		Z	3.61	67.22	16.52		80.0	

10493-AAA	LTE-TDD (SC-FDMA, 50% RB, 15 MHz, 64-QAM, UL Subframe=2,3,4,7,8,9)	X	3.50	66.90	16.11	1.99	80.0	± 9.6 %
		Y	3.67	67.85	16.79		80.0	
		Z	3.69	67.13	16.51		80.0	
10494-AAA	LTE-TDD (SC-FDMA, 50% RB, 20 MHz, QPSK, UL Subframe=2,3,4,7,8,9)	X	3.51	70.19	16.96	1.99	80.0	± 9.6 %
		Y	4.05	72.69	18.25		80.0	
		Z	3.84	71.09	17.53		80.0	
10495-AAA	LTE-TDD (SC-FDMA, 50% RB, 20 MHz, 16-QAM, UL Subframe=2,3,4,7,8,9)	X	3.46	67.32	16.29	1.99	80.0	± 9.6 %
		Y	3.65	68.43	17.04		80.0	
		Z	3.64	67.68	16.71		80.0	
10496-AAA	LTE-TDD (SC-FDMA, 50% RB, 20 MHz, 64-QAM, UL Subframe=2,3,4,7,8,9)	X	3.55	67.15	16.28	1.99	80.0	± 9.6 %
		Y	3.72	68.14	16.96		80.0	
		Z	3.73	67.44	16.66		80.0	
10497-AAA	LTE-TDD (SC-FDMA, 100% RB, 1.4 MHz, QPSK, UL Subframe=2,3,4,7,8,9)	X	1.19	60.95	9.43	1.99	80.0	± 9.6 %
		Y	1.47	63.55	11.23		80.0	
		Z	1.77	65.18	12.83		80.0	
10498-AAA	LTE-TDD (SC-FDMA, 100% RB, 1.4 MHz, 16-QAM, UL Subframe=2,3,4,7,8,9)	X	1.30	60.00	8.07	1.99	80.0	± 9.6 %
		Y	1.31	60.00	8.51		80.0	
		Z	1.65	61.76	10.34		80.0	
10499-AAA	LTE-TDD (SC-FDMA, 100% RB, 1.4 MHz, 64-QAM, UL Subframe=2,3,4,7,8,9)	X	1.33	60.00	7.95	1.99	80.0	± 9.6 %
		Y	1.33	60.00	8.38		80.0	
		Z	1.65	61.45	10.06		80.0	
10500-AAA	LTE-TDD (SC-FDMA, 100% RB, 3 MHz, QPSK, UL Subframe=2,3,4,7,8,9)	X	2.61	69.10	15.88	1.99	80.0	± 9.6 %
		Y	3.24	72.69	17.76		80.0	
		Z	2.96	70.41	17.01		80.0	
10501-AAA	LTE-TDD (SC-FDMA, 100% RB, 3 MHz, 16-QAM, UL Subframe=2,3,4,7,8,9)	X	2.69	66.46	14.53	1.99	80.0	± 9.6 %
		Y	3.03	68.43	15.80		80.0	
		Z	3.01	67.53	15.72		80.0	
10502-AAA	LTE-TDD (SC-FDMA, 100% RB, 3 MHz, 64-QAM, UL Subframe=2,3,4,7,8,9)	X	2.75	66.36	14.44	1.99	80.0	± 9.6 %
		Y	3.08	68.25	15.67		80.0	
		Z	3.08	67.43	15.64		80.0	
10503-AAA	LTE-TDD (SC-FDMA, 100% RB, 5 MHz, QPSK, UL Subframe=2,3,4,7,8,9)	X	2.92	69.64	16.62	1.99	80.0	± 9.6 %
		Y	3.47	72.63	18.19		80.0	
		Z	3.23	70.60	17.38		80.0	
10504-AAA	LTE-TDD (SC-FDMA, 100% RB, 5 MHz, 16-QAM, UL Subframe=2,3,4,7,8,9)	X	2.99	67.09	15.71	1.99	80.0	± 9.6 %
		Y	3.24	68.56	16.68		80.0	
		Z	3.21	67.57	16.36		80.0	
10505-AAA	LTE-TDD (SC-FDMA, 100% RB, 5 MHz, 64-QAM, UL Subframe=2,3,4,7,8,9)	X	3.10	67.03	15.72	1.99	80.0	± 9.6 %
		Y	3.33	68.38	16.64		80.0	
		Z	3.31	67.44	16.35		80.0	
10506-AAA	LTE-TDD (SC-FDMA, 100% RB, 10 MHz, QPSK, UL Subframe=2,3,4,7,8,9)	X	3.48	70.04	16.88	1.99	80.0	± 9.6 %
		Y	4.01	72.53	18.17		80.0	
		Z	3.80	70.94	17.46		80.0	
10507-AAA	LTE-TDD (SC-FDMA, 100% RB, 10 MHz, 16-QAM, UL Subframe=2,3,4,7,8,9)	X	3.44	67.26	16.25	1.99	80.0	± 9.6 %
		Y	3.63	68.37	17.00		80.0	
		Z	3.63	67.61	16.67		80.0	

10508-AAA	LTE-TDD (SC-FDMA, 100% RB, 10 MHz, 64-QAM, UL Subframe=2,3,4,7,8,9)	X	3.54	67.08	16.23	1.99	80.0	± 9.6 %
		Y	3.71	68.07	16.92		80.0	
		Z	3.72	67.37	16.62		80.0	
10509-AAA	LTE-TDD (SC-FDMA, 100% RB, 15 MHz, QPSK, UL Subframe=2,3,4,7,8,9)	X	3.89	69.27	16.68	1.99	80.0	± 9.6 %
		Y	4.25	70.96	17.61		80.0	
		Z	4.15	69.90	17.10		80.0	
10510-AAA	LTE-TDD (SC-FDMA, 100% RB, 15 MHz, 16-QAM, UL Subframe=2,3,4,7,8,9)	X	3.95	67.24	16.43	1.99	80.0	± 9.6 %
		Y	4.11	68.10	17.01		80.0	
		Z	4.14	67.56	16.74		80.0	
10511-AAA	LTE-TDD (SC-FDMA, 100% RB, 15 MHz, 64-QAM, UL Subframe=2,3,4,7,8,9)	X	4.02	67.05	16.41	1.99	80.0	± 9.6 %
		Y	4.16	67.82	16.95		80.0	
		Z	4.19	67.31	16.70		80.0	
10512-AAA	LTE-TDD (SC-FDMA, 100% RB, 20 MHz, QPSK, UL Subframe=2,3,4,7,8,9)	X	3.97	70.39	16.94	1.99	80.0	± 9.6 %
		Y	4.51	72.66	18.09		80.0	
		Z	4.31	71.32	17.48		80.0	
10513-AAA	LTE-TDD (SC-FDMA, 100% RB, 20 MHz, 16-QAM, UL Subframe=2,3,4,7,8,9)	X	3.83	67.43	16.48	1.99	80.0	± 9.6 %
		Y	4.01	68.42	17.12		80.0	
		Z	4.02	67.86	16.84		80.0	
10514-AAA	LTE-TDD (SC-FDMA, 100% RB, 20 MHz, 64-QAM, UL Subframe=2,3,4,7,8,9)	X	3.87	67.11	16.42	1.99	80.0	± 9.6 %
		Y	4.02	67.96	17.01		80.0	
		Z	4.04	67.44	16.74		80.0	
10515-AAA	IEEE 802.11b WiFi 2.4 GHz (DSSS, 2 Mbps, 99pc duty cycle)	X	1.00	63.49	15.10	0.00	150.0	± 9.6 %
		Y	1.01	64.14	15.70		150.0	
		Z	1.00	63.14	14.91		150.0	
10516-AAA	IEEE 802.11b WiFi 2.4 GHz (DSSS, 5.5 Mbps, 99pc duty cycle)	X	0.67	72.17	18.58	0.00	150.0	± 9.6 %
		Y	1.03	81.20	22.83		150.0	
		Z	0.63	70.53	17.66		150.0	
10517-AAA	IEEE 802.11b WiFi 2.4 GHz (DSSS, 11 Mbps, 99pc duty cycle)	X	0.86	65.66	15.91	0.00	150.0	± 9.6 %
		Y	0.90	67.17	16.99		150.0	
		Z	0.86	65.18	15.61		150.0	
10518-AAA	IEEE 802.11a/h WiFi 5 GHz (OFDM, 9 Mbps, 99pc duty cycle)	X	4.56	66.81	16.33	0.00	150.0	± 9.6 %
		Y	4.60	66.91	16.45		150.0	
		Z	4.69	66.64	16.31		150.0	
10519-AAA	IEEE 802.11a/h WiFi 5 GHz (OFDM, 12 Mbps, 99pc duty cycle)	X	4.75	67.04	16.45	0.00	150.0	± 9.6 %
		Y	4.79	67.15	16.57		150.0	
		Z	4.90	66.93	16.45		150.0	
10520-AAA	IEEE 802.11a/h WiFi 5 GHz (OFDM, 18 Mbps, 99pc duty cycle)	X	4.60	67.00	16.38	0.00	150.0	± 9.6 %
		Y	4.64	67.13	16.50		150.0	
		Z	4.75	66.91	16.37		150.0	
10521-AAA	IEEE 802.11a/h WiFi 5 GHz (OFDM, 24 Mbps, 99pc duty cycle)	X	4.53	67.00	16.36	0.00	150.0	± 9.6 %
		Y	4.58	67.13	16.49		150.0	
		Z	4.69	66.92	16.36		150.0	
10522-AAA	IEEE 802.11a/h WiFi 5 GHz (OFDM, 36 Mbps, 99pc duty cycle)	X	4.59	67.10	16.45	0.00	150.0	± 9.6 %
		Y	4.64	67.21	16.57		150.0	
		Z	4.73	66.89	16.39		150.0	

10523-AAA	IEEE 802.11a/h WiFi 5 GHz (OFDM, 48 Mbps, 99pc duty cycle)	X	4.47	66.97	16.30	0.00	150.0	± 9.6 %
		Y	4.51	67.08	16.42		150.0	
		Z	4.60	66.79	16.26		150.0	
10524-AAA	IEEE 802.11a/h WiFi 5 GHz (OFDM, 54 Mbps, 99pc duty cycle)	X	4.53	67.01	16.42	0.00	150.0	± 9.6 %
		Y	4.58	67.13	16.54		150.0	
		Z	4.68	66.85	16.38		150.0	
10525-AAA	IEEE 802.11ac WiFi (20MHz, MCS0, 99pc duty cycle)	X	4.53	66.07	16.01	0.00	150.0	± 9.6 %
		Y	4.56	66.17	16.13		150.0	
		Z	4.64	65.88	15.97		150.0	
10526-AAA	IEEE 802.11ac WiFi (20MHz, MCS1, 99pc duty cycle)	X	4.69	66.43	16.15	0.00	150.0	± 9.6 %
		Y	4.74	66.55	16.27		150.0	
		Z	4.84	66.29	16.12		150.0	
10527-AAA	IEEE 802.11ac WiFi (20MHz, MCS2, 99pc duty cycle)	X	4.61	66.39	16.10	0.00	150.0	± 9.6 %
		Y	4.66	66.53	16.22		150.0	
		Z	4.76	66.26	16.07		150.0	
10528-AAA	IEEE 802.11ac WiFi (20MHz, MCS3, 99pc duty cycle)	X	4.63	66.41	16.13	0.00	150.0	± 9.6 %
		Y	4.68	66.54	16.25		150.0	
		Z	4.77	66.28	16.10		150.0	
10529-AAA	IEEE 802.11ac WiFi (20MHz, MCS4, 99pc duty cycle)	X	4.63	66.41	16.13	0.00	150.0	± 9.6 %
		Y	4.68	66.54	16.25		150.0	
		Z	4.77	66.28	16.10		150.0	
10531-AAA	IEEE 802.11ac WiFi (20MHz, MCS6, 99pc duty cycle)	X	4.62	66.51	16.14	0.00	150.0	± 9.6 %
		Y	4.68	66.66	16.28		150.0	
		Z	4.79	66.43	16.13		150.0	
10532-AAA	IEEE 802.11ac WiFi (20MHz, MCS7, 99pc duty cycle)	X	4.48	66.37	16.08	0.00	150.0	± 9.6 %
		Y	4.53	66.52	16.22		150.0	
		Z	4.63	66.29	16.07		150.0	
10533-AAA	IEEE 802.11ac WiFi (20MHz, MCS8, 99pc duty cycle)	X	4.64	66.46	16.12	0.00	150.0	± 9.6 %
		Y	4.69	66.59	16.24		150.0	
		Z	4.79	66.30	16.08		150.0	
10534-AAA	IEEE 802.11ac WiFi (40MHz, MCS0, 99pc duty cycle)	X	5.17	66.49	16.17	0.00	150.0	± 9.6 %
		Y	5.20	66.61	16.28		150.0	
		Z	5.29	66.44	16.16		150.0	
10535-AAA	IEEE 802.11ac WiFi (40MHz, MCS1, 99pc duty cycle)	X	5.24	66.68	16.26	0.00	150.0	± 9.6 %
		Y	5.27	66.78	16.35		150.0	
		Z	5.36	66.58	16.21		150.0	
10536-AAA	IEEE 802.11ac WiFi (40MHz, MCS2, 99pc duty cycle)	X	5.10	66.63	16.22	0.00	150.0	± 9.6 %
		Y	5.14	66.75	16.32		150.0	
		Z	5.23	66.57	16.19		150.0	
10537-AAA	IEEE 802.11ac WiFi (40MHz, MCS3, 99pc duty cycle)	X	5.16	66.59	16.20	0.00	150.0	± 9.6 %
		Y	5.20	66.71	16.30		150.0	
		Z	5.30	66.55	16.18		150.0	
10538-AAA	IEEE 802.11ac WiFi (40MHz, MCS4, 99pc duty cycle)	X	5.25	66.60	16.25	0.00	150.0	± 9.6 %
		Y	5.29	66.73	16.35		150.0	
		Z	5.41	66.62	16.26		150.0	
10540-AAA	IEEE 802.11ac WiFi (40MHz, MCS6, 99pc duty cycle)	X	5.19	66.63	16.28	0.00	150.0	± 9.6 %
		Y	5.22	66.75	16.38		150.0	
		Z	5.31	66.56	16.24		150.0	

10541-AAA	IEEE 802.11ac WiFi (40MHz, MCS7, 99pc duty cycle)	X	5.15	66.49	16.20	0.00	150.0	± 9.6 %
		Y	5.19	66.61	16.30		150.0	
		Z	5.29	66.47	16.19		150.0	
10542-AAA	IEEE 802.11ac WiFi (40MHz, MCS8, 99pc duty cycle)	X	5.31	66.56	16.24	0.00	150.0	± 9.6 %
		Y	5.35	66.67	16.34		150.0	
		Z	5.44	66.51	16.23		150.0	
10543-AAA	IEEE 802.11ac WiFi (40MHz, MCS9, 99pc duty cycle)	X	5.38	66.59	16.28	0.00	150.0	± 9.6 %
		Y	5.43	66.70	16.38		150.0	
		Z	5.53	66.52	16.25		150.0	
10544-AAA	IEEE 802.11ac WiFi (80MHz, MCS0, 99pc duty cycle)	X	5.48	66.59	16.16	0.00	150.0	± 9.6 %
		Y	5.51	66.70	16.25		150.0	
		Z	5.57	66.55	16.14		150.0	
10545-AAA	IEEE 802.11ac WiFi (80MHz, MCS1, 99pc duty cycle)	X	5.68	67.02	16.33	0.00	150.0	± 9.6 %
		Y	5.71	67.13	16.41		150.0	
		Z	5.79	66.97	16.29		150.0	
10546-AAA	IEEE 802.11ac WiFi (80MHz, MCS2, 99pc duty cycle)	X	5.54	66.80	16.23	0.00	150.0	± 9.6 %
		Y	5.58	66.93	16.33		150.0	
		Z	5.67	66.84	16.25		150.0	
10547-AAA	IEEE 802.11ac WiFi (80MHz, MCS3, 99pc duty cycle)	X	5.61	66.84	16.24	0.00	150.0	± 9.6 %
		Y	5.65	66.96	16.34		150.0	
		Z	5.76	66.91	16.27		150.0	
10548-AAA	IEEE 802.11ac WiFi (80MHz, MCS4, 99pc duty cycle)	X	5.87	67.78	16.68	0.00	150.0	± 9.6 %
		Y	5.93	67.99	16.82		150.0	
		Z	6.09	68.03	16.80		150.0	
10550-AAA	IEEE 802.11ac WiFi (80MHz, MCS6, 99pc duty cycle)	X	5.57	66.83	16.25	0.00	150.0	± 9.6 %
		Y	5.60	66.93	16.34		150.0	
		Z	5.69	66.78	16.23		150.0	
10551-AAA	IEEE 802.11ac WiFi (80MHz, MCS7, 99pc duty cycle)	X	5.58	66.87	16.23	0.00	150.0	± 9.6 %
		Y	5.61	66.98	16.33		150.0	
		Z	5.71	66.88	16.24		150.0	
10552-AAA	IEEE 802.11ac WiFi (80MHz, MCS8, 99pc duty cycle)	X	5.49	66.66	16.14	0.00	150.0	± 9.6 %
		Y	5.52	66.77	16.23		150.0	
		Z	5.61	66.64	16.13		150.0	
10553-AAA	IEEE 802.11ac WiFi (80MHz, MCS9, 99pc duty cycle)	X	5.57	66.69	16.19	0.00	150.0	± 9.6 %
		Y	5.61	66.81	16.28		150.0	
		Z	5.70	66.69	16.18		150.0	
10554-AAA	IEEE 1602.11ac WiFi (160MHz, MCS0, 99pc duty cycle)	X	5.89	66.95	16.25	0.00	150.0	± 9.6 %
		Y	5.91	67.05	16.33		150.0	
		Z	5.98	66.93	16.24		150.0	
10555-AAA	IEEE 1602.11ac WiFi (160MHz, MCS1, 99pc duty cycle)	X	6.02	67.25	16.37	0.00	150.0	± 9.6 %
		Y	6.05	67.36	16.46		150.0	
		Z	6.13	67.27	16.38		150.0	
10556-AAA	IEEE 1602.11ac WiFi (160MHz, MCS2, 99pc duty cycle)	X	6.04	67.30	16.39	0.00	150.0	± 9.6 %
		Y	6.07	67.41	16.48		150.0	
		Z	6.14	67.28	16.38		150.0	
10557-AAA	IEEE 1602.11ac WiFi (160MHz, MCS3, 99pc duty cycle)	X	6.00	67.20	16.36	0.00	150.0	± 9.6 %
		Y	6.03	67.32	16.45		150.0	
		Z	6.12	67.24	16.38		150.0	

10558-AAA	IEEE 1602.11ac WiFi (160MHz, MCS4, 99pc duty cycle)	X	6.05	67.36	16.45	0.00	150.0	± 9.6 %
		Y	6.09	67.49	16.55		150.0	
		Z	6.19	67.44	16.49		150.0	
10560-AAA	IEEE 1602.11ac WiFi (160MHz, MCS6, 99pc duty cycle)	X	6.04	67.20	16.41	0.00	150.0	± 9.6 %
		Y	6.08	67.33	16.51		150.0	
		Z	6.17	67.26	16.44		150.0	
10561-AAA	IEEE 1602.11ac WiFi (160MHz, MCS7, 99pc duty cycle)	X	5.97	67.18	16.44	0.00	150.0	± 9.6 %
		Y	6.00	67.30	16.54		150.0	
		Z	6.09	67.21	16.46		150.0	
10562-AAA	IEEE 1602.11ac WiFi (160MHz, MCS8, 99pc duty cycle)	X	6.09	67.54	16.62	0.00	150.0	± 9.6 %
		Y	6.13	67.71	16.74		150.0	
		Z	6.25	67.71	16.71		150.0	
10563-AAA	IEEE 1602.11ac WiFi (160MHz, MCS9, 99pc duty cycle)	X	6.28	67.73	16.67	0.00	150.0	± 9.6 %
		Y	6.42	68.15	16.91		150.0	
		Z	6.58	68.23	16.91		150.0	
10564-AAA	IEEE 802.11g WiFi 2.4 GHz (DSSS-OFDM, 9 Mbps, 99pc duty cycle)	X	4.88	66.82	16.44	0.46	150.0	± 9.6 %
		Y	4.92	66.94	16.57		150.0	
		Z	5.01	66.71	16.44		150.0	
10565-AAA	IEEE 802.11g WiFi 2.4 GHz (DSSS-OFDM, 12 Mbps, 99pc duty cycle)	X	5.11	67.29	16.78	0.46	150.0	± 9.6 %
		Y	5.15	67.40	16.89		150.0	
		Z	5.28	67.22	16.79		150.0	
10566-AAA	IEEE 802.11g WiFi 2.4 GHz (DSSS-OFDM, 18 Mbps, 99pc duty cycle)	X	4.94	67.12	16.58	0.46	150.0	± 9.6 %
		Y	4.99	67.26	16.71		150.0	
		Z	5.10	67.06	16.60		150.0	
10567-AAA	IEEE 802.11g WiFi 2.4 GHz (DSSS-OFDM, 24 Mbps, 99pc duty cycle)	X	4.97	67.55	16.96	0.46	150.0	± 9.6 %
		Y	5.01	67.64	17.06		150.0	
		Z	5.13	67.47	16.96		150.0	
10568-AAA	IEEE 802.11g WiFi 2.4 GHz (DSSS-OFDM, 36 Mbps, 99pc duty cycle)	X	4.84	66.85	16.31	0.46	150.0	± 9.6 %
		Y	4.89	67.01	16.47		150.0	
		Z	5.00	66.75	16.32		150.0	
10569-AAA	IEEE 802.11g WiFi 2.4 GHz (DSSS-OFDM, 48 Mbps, 99pc duty cycle)	X	4.93	67.64	17.02	0.46	150.0	± 9.6 %
		Y	4.96	67.70	17.10		150.0	
		Z	5.06	67.47	16.97		150.0	
10570-AAA	IEEE 802.11g WiFi 2.4 GHz (DSSS-OFDM, 54 Mbps, 99pc duty cycle)	X	4.97	67.50	16.96	0.46	150.0	± 9.6 %
		Y	5.01	67.58	17.05		150.0	
		Z	5.12	67.34	16.93		150.0	
10571-AAA	IEEE 802.11b WiFi 2.4 GHz (DSSS, 1 Mbps, 90pc duty cycle)	X	1.16	64.12	15.40	0.46	130.0	± 9.6 %
		Y	1.18	64.87	16.09		130.0	
		Z	1.16	63.87	15.37		130.0	
10572-AAA	IEEE 802.11b WiFi 2.4 GHz (DSSS, 2 Mbps, 90pc duty cycle)	X	1.17	64.68	15.75	0.46	130.0	± 9.6 %
		Y	1.19	65.49	16.47		130.0	
		Z	1.17	64.40	15.71		130.0	
10573-AAA	IEEE 802.11b WiFi 2.4 GHz (DSSS, 5.5 Mbps, 90pc duty cycle)	X	1.55	80.94	21.57	0.46	130.0	± 9.6 %
		Y	4.30	99.88	28.41		130.0	
		Z	1.40	79.23	21.07		130.0	
10574-AAA	IEEE 802.11b WiFi 2.4 GHz (DSSS, 11 Mbps, 90pc duty cycle)	X	1.27	70.25	18.64	0.46	130.0	± 9.6 %
		Y	1.37	72.33	19.95		130.0	
		Z	1.25	69.67	18.44		130.0	

10575-AAA	IEEE 802.11g WiFi 2.4 GHz (DSSS-OFDM, 6 Mbps, 90pc duty cycle)	X	4.64	66.50	16.38	0.46	130.0	± 9.6 %
		Y	4.68	66.64	16.54		130.0	
		Z	4.77	66.40	16.42		130.0	
10576-AAA	IEEE 802.11g WiFi 2.4 GHz (DSSS-OFDM, 9 Mbps, 90pc duty cycle)	X	4.66	66.68	16.46	0.46	130.0	± 9.6 %
		Y	4.71	66.81	16.61		130.0	
		Z	4.80	66.57	16.49		130.0	
10577-AAA	IEEE 802.11g WiFi 2.4 GHz (DSSS-OFDM, 12 Mbps, 90pc duty cycle)	X	4.86	66.97	16.63	0.46	130.0	± 9.6 %
		Y	4.92	67.11	16.78		130.0	
		Z	5.04	66.92	16.68		130.0	
10578-AAA	IEEE 802.11g WiFi 2.4 GHz (DSSS-OFDM, 18 Mbps, 90pc duty cycle)	X	4.77	67.15	16.75	0.46	130.0	± 9.6 %
		Y	4.81	67.28	16.88		130.0	
		Z	4.93	67.09	16.78		130.0	
10579-AAA	IEEE 802.11g WiFi 2.4 GHz (DSSS-OFDM, 24 Mbps, 90pc duty cycle)	X	4.52	66.35	15.99	0.46	130.0	± 9.6 %
		Y	4.58	66.57	16.20		130.0	
		Z	4.69	66.37	16.09		130.0	
10580-AAA	IEEE 802.11g WiFi 2.4 GHz (DSSS-OFDM, 36 Mbps, 90pc duty cycle)	X	4.56	66.39	16.01	0.46	130.0	± 9.6 %
		Y	4.62	66.60	16.22		130.0	
		Z	4.73	66.35	16.08		130.0	
10581-AAA	IEEE 802.11g WiFi 2.4 GHz (DSSS-OFDM, 48 Mbps, 90pc duty cycle)	X	4.66	67.17	16.68	0.46	130.0	± 9.6 %
		Y	4.71	67.31	16.82		130.0	
		Z	4.82	67.12	16.71		130.0	
10582-AAA	IEEE 802.11g WiFi 2.4 GHz (DSSS-OFDM, 54 Mbps, 90pc duty cycle)	X	4.46	66.10	15.77	0.46	130.0	± 9.6 %
		Y	4.52	66.34	16.00		130.0	
		Z	4.64	66.12	15.87		130.0	
10583-AAA	IEEE 802.11a/h WiFi 5 GHz (OFDM, 6 Mbps, 90pc duty cycle)	X	4.64	66.50	16.38	0.46	130.0	± 9.6 %
		Y	4.68	66.64	16.54		130.0	
		Z	4.77	66.40	16.42		130.0	
10584-AAA	IEEE 802.11a/h WiFi 5 GHz (OFDM, 9 Mbps, 90pc duty cycle)	X	4.66	66.68	16.46	0.46	130.0	± 9.6 %
		Y	4.71	66.81	16.61		130.0	
		Z	4.80	66.57	16.49		130.0	
10585-AAA	IEEE 802.11a/h WiFi 5 GHz (OFDM, 12 Mbps, 90pc duty cycle)	X	4.86	66.97	16.63	0.46	130.0	± 9.6 %
		Y	4.92	67.11	16.78		130.0	
		Z	5.04	66.92	16.68		130.0	
10586-AAA	IEEE 802.11a/h WiFi 5 GHz (OFDM, 18 Mbps, 90pc duty cycle)	X	4.77	67.15	16.75	0.46	130.0	± 9.6 %
		Y	4.81	67.28	16.88		130.0	
		Z	4.93	67.09	16.78		130.0	
10587-AAA	IEEE 802.11a/h WiFi 5 GHz (OFDM, 24 Mbps, 90pc duty cycle)	X	4.52	66.35	15.99	0.46	130.0	± 9.6 %
		Y	4.58	66.57	16.20		130.0	
		Z	4.69	66.37	16.09		130.0	
10588-AAA	IEEE 802.11a/h WiFi 5 GHz (OFDM, 36 Mbps, 90pc duty cycle)	X	4.56	66.39	16.01	0.46	130.0	± 9.6 %
		Y	4.62	66.60	16.22		130.0	
		Z	4.73	66.35	16.08		130.0	
10589-AAA	IEEE 802.11a/h WiFi 5 GHz (OFDM, 48 Mbps, 90pc duty cycle)	X	4.66	67.17	16.68	0.46	130.0	± 9.6 %
		Y	4.71	67.31	16.82		130.0	
		Z	4.82	67.12	16.71		130.0	
10590-AAA	IEEE 802.11a/h WiFi 5 GHz (OFDM, 54 Mbps, 90pc duty cycle)	X	4.46	66.10	15.77	0.46	130.0	± 9.6 %
		Y	4.52	66.34	16.00		130.0	
		Z	4.64	66.12	15.87		130.0	

10591-AAA	IEEE 802.11n (HT Mixed, 20MHz, MCS0, 90pc duty cycle)	X	4.79	66.58	16.49	0.46	130.0	± 9.6 %
		Y	4.83	66.70	16.64		130.0	
		Z	4.93	66.49	16.53		130.0	
10592-AAA	IEEE 802.11n (HT Mixed, 20MHz, MCS1, 90pc duty cycle)	X	4.94	66.91	16.63	0.46	130.0	± 9.6 %
		Y	4.99	67.04	16.77		130.0	
		Z	5.10	66.84	16.66		130.0	
10593-AAA	IEEE 802.11n (HT Mixed, 20MHz, MCS2, 90pc duty cycle)	X	4.86	66.81	16.50	0.46	130.0	± 9.6 %
		Y	4.91	66.96	16.65		130.0	
		Z	5.03	66.77	16.55		130.0	
10594-AAA	IEEE 802.11n (HT Mixed, 20MHz, MCS3, 90pc duty cycle)	X	4.92	66.99	16.66	0.46	130.0	± 9.6 %
		Y	4.97	67.12	16.80		130.0	
		Z	5.08	66.92	16.70		130.0	
10595-AAA	IEEE 802.11n (HT Mixed, 20MHz, MCS4, 90pc duty cycle)	X	4.88	66.93	16.55	0.46	130.0	± 9.6 %
		Y	4.93	67.07	16.70		130.0	
		Z	5.05	66.89	16.60		130.0	
10596-AAA	IEEE 802.11n (HT Mixed, 20MHz, MCS5, 90pc duty cycle)	X	4.82	66.92	16.54	0.46	130.0	± 9.6 %
		Y	4.87	67.07	16.71		130.0	
		Z	4.99	66.87	16.59		130.0	
10597-AAA	IEEE 802.11n (HT Mixed, 20MHz, MCS6, 90pc duty cycle)	X	4.77	66.81	16.42	0.46	130.0	± 9.6 %
		Y	4.82	66.99	16.59		130.0	
		Z	4.94	66.80	16.49		130.0	
10598-AAA	IEEE 802.11n (HT Mixed, 20MHz, MCS7, 90pc duty cycle)	X	4.75	67.07	16.71	0.46	130.0	± 9.6 %
		Y	4.80	67.22	16.86		130.0	
		Z	4.92	67.06	16.77		130.0	
10599-AAA	IEEE 802.11n (HT Mixed, 40MHz, MCS0, 90pc duty cycle)	X	5.47	67.15	16.72	0.46	130.0	± 9.6 %
		Y	5.50	67.24	16.83		130.0	
		Z	5.61	67.15	16.76		130.0	
10600-AAA	IEEE 802.11n (HT Mixed, 40MHz, MCS1, 90pc duty cycle)	X	5.60	67.56	16.89	0.46	130.0	± 9.6 %
		Y	5.65	67.71	17.03		130.0	
		Z	5.81	67.73	17.02		130.0	
10601-AAA	IEEE 802.11n (HT Mixed, 40MHz, MCS2, 90pc duty cycle)	X	5.49	67.30	16.78	0.46	130.0	± 9.6 %
		Y	5.53	67.44	16.92		130.0	
		Z	5.66	67.37	16.85		130.0	
10602-AAA	IEEE 802.11n (HT Mixed, 40MHz, MCS3, 90pc duty cycle)	X	5.59	67.33	16.71	0.46	130.0	± 9.6 %
		Y	5.62	67.44	16.84		130.0	
		Z	5.75	67.36	16.76		130.0	
10603-AAA	IEEE 802.11n (HT Mixed, 40MHz, MCS4, 90pc duty cycle)	X	5.67	67.64	17.01	0.46	130.0	± 9.6 %
		Y	5.71	67.76	17.13		130.0	
		Z	5.85	67.70	17.06		130.0	
10604-AAA	IEEE 802.11n (HT Mixed, 40MHz, MCS5, 90pc duty cycle)	X	5.48	67.14	16.74	0.46	130.0	± 9.6 %
		Y	5.50	67.20	16.84		130.0	
		Z	5.62	67.10	16.76		130.0	
10605-AAA	IEEE 802.11n (HT Mixed, 40MHz, MCS6, 90pc duty cycle)	X	5.59	67.44	16.88	0.46	130.0	± 9.6 %
		Y	5.62	67.56	17.01		130.0	
		Z	5.72	67.39	16.90		130.0	
10606-AAA	IEEE 802.11n (HT Mixed, 40MHz, MCS7, 90pc duty cycle)	X	5.32	66.74	16.39	0.46	130.0	± 9.6 %
		Y	5.38	66.94	16.57		130.0	
		Z	5.49	66.84	16.49		130.0	

10607-AAA	IEEE 802.11ac WiFi (20MHz, MCS0, 90pc duty cycle)	X	4.63	65.90	16.12	0.46	130.0	± 9.6 %
		Y	4.67	66.03	16.27		130.0	
		Z	4.76	65.78	16.13		130.0	
10608-AAA	IEEE 802.11ac WiFi (20MHz, MCS1, 90pc duty cycle)	X	4.81	66.29	16.28	0.46	130.0	± 9.6 %
		Y	4.87	66.45	16.44		130.0	
		Z	4.97	66.21	16.30		130.0	
10609-AAA	IEEE 802.11ac WiFi (20MHz, MCS2, 90pc duty cycle)	X	4.70	66.13	16.11	0.46	130.0	± 9.6 %
		Y	4.75	66.30	16.28		130.0	
		Z	4.86	66.07	16.15		130.0	
10610-AAA	IEEE 802.11ac WiFi (20MHz, MCS3, 90pc duty cycle)	X	4.75	66.30	16.28	0.46	130.0	± 9.6 %
		Y	4.80	66.46	16.44		130.0	
		Z	4.91	66.23	16.31		130.0	
10611-AAA	IEEE 802.11ac WiFi (20MHz, MCS4, 90pc duty cycle)	X	4.66	66.09	16.12	0.46	130.0	± 9.6 %
		Y	4.72	66.26	16.29		130.0	
		Z	4.83	66.05	16.17		130.0	
10612-AAA	IEEE 802.11ac WiFi (20MHz, MCS5, 90pc duty cycle)	X	4.67	66.22	16.15	0.46	130.0	± 9.6 %
		Y	4.73	66.43	16.33		130.0	
		Z	4.84	66.19	16.19		130.0	
10613-AAA	IEEE 802.11ac WiFi (20MHz, MCS6, 90pc duty cycle)	X	4.67	66.11	16.03	0.46	130.0	± 9.6 %
		Y	4.74	66.32	16.22		130.0	
		Z	4.86	66.11	16.10		130.0	
10614-AAA	IEEE 802.11ac WiFi (20MHz, MCS7, 90pc duty cycle)	X	4.62	66.33	16.29	0.46	130.0	± 9.6 %
		Y	4.68	66.50	16.45		130.0	
		Z	4.79	66.30	16.34		130.0	
10615-AAA	IEEE 802.11ac WiFi (20MHz, MCS8, 90pc duty cycle)	X	4.66	65.90	15.87	0.46	130.0	± 9.6 %
		Y	4.72	66.09	16.06		130.0	
		Z	4.83	65.85	15.93		130.0	
10616-AAA	IEEE 802.11ac WiFi (40MHz, MCS0, 90pc duty cycle)	X	5.28	66.38	16.32	0.46	130.0	± 9.6 %
		Y	5.33	66.52	16.45		130.0	
		Z	5.43	66.39	16.36		130.0	
10617-AAA	IEEE 802.11ac WiFi (40MHz, MCS1, 90pc duty cycle)	X	5.35	66.56	16.38	0.46	130.0	± 9.6 %
		Y	5.39	66.69	16.51		130.0	
		Z	5.48	66.48	16.37		130.0	
10618-AAA	IEEE 802.11ac WiFi (40MHz, MCS2, 90pc duty cycle)	X	5.24	66.57	16.40	0.46	130.0	± 9.6 %
		Y	5.28	66.70	16.53		130.0	
		Z	5.38	66.55	16.43		130.0	
10619-AAA	IEEE 802.11ac WiFi (40MHz, MCS3, 90pc duty cycle)	X	5.25	66.36	16.23	0.46	130.0	± 9.6 %
		Y	5.30	66.53	16.38		130.0	
		Z	5.40	66.37	16.27		130.0	
10620-AAA	IEEE 802.11ac WiFi (40MHz, MCS4, 90pc duty cycle)	X	5.34	66.40	16.30	0.46	130.0	± 9.6 %
		Y	5.39	66.57	16.45		130.0	
		Z	5.52	66.49	16.38		130.0	
10621-AAA	IEEE 802.11ac WiFi (40MHz, MCS5, 90pc duty cycle)	X	5.35	66.56	16.51	0.46	130.0	± 9.6 %
		Y	5.38	66.67	16.62		130.0	
		Z	5.49	66.56	16.54		130.0	
10622-AAA	IEEE 802.11ac WiFi (40MHz, MCS6, 90pc duty cycle)	X	5.36	66.72	16.58	0.46	130.0	± 9.6 %
		Y	5.40	66.85	16.70		130.0	
		Z	5.49	66.68	16.58		130.0	

10623-AAA	IEEE 802.11ac WiFi (40MHz, MCS7, 90pc duty cycle)	X	5.23	66.22	16.20	0.46	130.0	± 9.6 %
		Y	5.27	66.37	16.34		130.0	
		Z	5.38	66.24	16.24		130.0	
10624-AAA	IEEE 802.11ac WiFi (40MHz, MCS8, 90pc duty cycle)	X	5.42	66.43	16.37	0.46	130.0	± 9.6 %
		Y	5.47	66.57	16.50		130.0	
		Z	5.57	66.43	16.41		130.0	
10625-AAA	IEEE 802.11ac WiFi (40MHz, MCS9, 90pc duty cycle)	X	5.78	67.38	16.89	0.46	130.0	± 9.6 %
		Y	5.86	67.62	17.07		130.0	
		Z	5.99	67.53	16.99		130.0	
10626-AAA	IEEE 802.11ac WiFi (80MHz, MCS0, 90pc duty cycle)	X	5.58	66.44	16.28	0.46	130.0	± 9.6 %
		Y	5.61	66.57	16.40		130.0	
		Z	5.69	66.43	16.30		130.0	
10627-AAA	IEEE 802.11ac WiFi (80MHz, MCS1, 90pc duty cycle)	X	5.83	67.02	16.53	0.46	130.0	± 9.6 %
		Y	5.86	67.15	16.65		130.0	
		Z	5.95	67.00	16.54		130.0	
10628-AAA	IEEE 802.11ac WiFi (80MHz, MCS2, 90pc duty cycle)	X	5.61	66.51	16.21	0.46	130.0	± 9.6 %
		Y	5.66	66.69	16.36		130.0	
		Z	5.75	66.60	16.27		130.0	
10629-AAA	IEEE 802.11ac WiFi (80MHz, MCS3, 90pc duty cycle)	X	5.68	66.56	16.23	0.46	130.0	± 9.6 %
		Y	5.75	66.79	16.40		130.0	
		Z	5.84	66.66	16.30		130.0	
10630-AAA	IEEE 802.11ac WiFi (80MHz, MCS4, 90pc duty cycle)	X	6.13	68.08	16.98	0.46	130.0	± 9.6 %
		Y	6.22	68.39	17.20		130.0	
		Z	6.43	68.55	17.23		130.0	
10631-AAA	IEEE 802.11ac WiFi (80MHz, MCS5, 90pc duty cycle)	X	6.03	67.90	17.10	0.46	130.0	± 9.6 %
		Y	6.09	68.10	17.24		130.0	
		Z	6.28	68.23	17.28		130.0	
10632-AAA	IEEE 802.11ac WiFi (80MHz, MCS6, 90pc duty cycle)	X	5.80	67.10	16.72	0.46	130.0	± 9.6 %
		Y	5.83	67.19	16.81		130.0	
		Z	5.93	67.09	16.72		130.0	
10633-AAA	IEEE 802.11ac WiFi (80MHz, MCS7, 90pc duty cycle)	X	5.67	66.68	16.33	0.46	130.0	± 9.6 %
		Y	5.72	66.84	16.46		130.0	
		Z	5.85	66.86	16.43		130.0	
10634-AAA	IEEE 802.11ac WiFi (80MHz, MCS8, 90pc duty cycle)	X	5.66	66.72	16.41	0.46	130.0	± 9.6 %
		Y	5.70	66.87	16.53		130.0	
		Z	5.82	66.84	16.49		130.0	
10635-AAA	IEEE 802.11ac WiFi (80MHz, MCS9, 90pc duty cycle)	X	5.53	66.00	15.77	0.46	130.0	± 9.6 %
		Y	5.59	66.22	15.94		130.0	
		Z	5.70	66.15	15.87		130.0	
10636-AAA	IEEE 1602.11ac WiFi (160MHz, MCS0, 90pc duty cycle)	X	6.00	66.81	16.37	0.46	130.0	± 9.6 %
		Y	6.03	66.94	16.49		130.0	
		Z	6.10	66.84	16.41		130.0	
10637-AAA	IEEE 1602.11ac WiFi (160MHz, MCS1, 90pc duty cycle)	X	6.16	67.20	16.55	0.46	130.0	± 9.6 %
		Y	6.19	67.33	16.66		130.0	
		Z	6.27	67.24	16.58		130.0	
10638-AAA	IEEE 1602.11ac WiFi (160MHz, MCS2, 90pc duty cycle)	X	6.15	67.16	16.50	0.46	130.0	± 9.6 %
		Y	6.19	67.30	16.62		130.0	
		Z	6.27	67.20	16.54		130.0	

10639-AAA	IEEE 1602.11ac WiFi (160MHz, MCS3, 90pc duty cycle)	X	6.13	67.11	16.52	0.46	130.0	± 9.6 %
		Y	6.17	67.26	16.65		130.0	
		Z	6.27	67.22	16.60		130.0	
10640-AAA	IEEE 1602.11ac WiFi (160MHz, MCS4, 90pc duty cycle)	X	6.13	67.11	16.46	0.46	130.0	± 9.6 %
		Y	6.18	67.29	16.61		130.0	
		Z	6.30	67.29	16.57		130.0	
10641-AAA	IEEE 1602.11ac WiFi (160MHz, MCS5, 90pc duty cycle)	X	6.18	67.03	16.44	0.46	130.0	± 9.6 %
		Y	6.21	67.15	16.56		130.0	
		Z	6.29	67.03	16.46		130.0	
10642-AAA	IEEE 1602.11ac WiFi (160MHz, MCS6, 90pc duty cycle)	X	6.22	67.29	16.75	0.46	130.0	± 9.6 %
		Y	6.26	67.42	16.86		130.0	
		Z	6.36	67.38	16.81		130.0	
10643-AAA	IEEE 1602.11ac WiFi (160MHz, MCS7, 90pc duty cycle)	X	6.06	66.96	16.47	0.46	130.0	± 9.6 %
		Y	6.09	67.11	16.60		130.0	
		Z	6.19	67.03	16.53		130.0	
10644-AAA	IEEE 1602.11ac WiFi (160MHz, MCS8, 90pc duty cycle)	X	6.21	67.43	16.73	0.46	130.0	± 9.6 %
		Y	6.27	67.66	16.90		130.0	
		Z	6.42	67.74	16.91		130.0	
10645-AAA	IEEE 1602.11ac WiFi (160MHz, MCS9, 90pc duty cycle)	X	6.50	67.90	16.92	0.46	130.0	± 9.6 %
		Y	6.70	68.50	17.27		130.0	
		Z	6.78	68.33	17.14		130.0	

<sup>E</sup> Uncertainty is determined using the max. deviation from linear response applying rectangular distribution and is expressed for the square of the field value.



Accredited by the Swiss Accreditation Service (SAS)  
The Swiss Accreditation Service is one of the signatories to the EA  
Multilateral Agreement for the recognition of calibration certificates

Accreditation No.: **SCS 0108**

Client **PC Test**

Certificate No: **EX3-7406\_Apr16**

**CALIBRATION CERTIFICATE**

Object: **EX3DV4 - SN:7406**

Calibration procedure(s): **QA CAL-01.v9, QA CAL-23.v5, QA CAL-25.v6**  
**Calibration procedure for dosimetric E-field probes**

Calibration date: **April 19, 2016**

This calibration certificate documents the traceability to national standards, which realize the physical units of measurements (SI).  
The measurements and the uncertainties with confidence probability are given on the following pages and are part of the certificate.

All calibrations have been conducted in the closed laboratory facility: environment temperature (22 ± 3)°C and humidity < 70%.

Calibration Equipment used (M&TE critical for calibration)

BN 04/26/2d6 ✓

Primary Standards	ID	Cal Date (Certificate No.)	Scheduled Calibration
Power meter NRP	SN: 104778	06-Apr-16 (No. 217-02288/02289)	Apr-17
Power sensor NRP-Z91	SN: 103244	06-Apr-16 (No. 217-02288)	Apr-17
Power sensor NRP-Z91	SN: 103245	06-Apr-16 (No. 217-02289)	Apr-17
Reference 20 dB Attenuator	SN: S5277 (20x)	05-Apr-16 (No. 217-02293)	Apr-17
Reference Probe ES3DV2	SN: 3013	31-Dec-15 (No. ES3-3013_Dec15)	Dec-16
DAE4	SN: 660	23-Dec-15 (No. DAE4-660_Dec15)	Dec-16
Secondary Standards	ID	Check Date (in house)	Scheduled Check
Power meter E4419B	SN: GB41293874	06-Apr-16 (No. 217-02285/02284)	In house check: Jun-16
Power sensor E4412A	SN: MY41498087	06-Apr-16 (No. 217-02285)	In house check: Jun-16
Power sensor E4412A	SN: 000110210	06-Apr-16 (No. 217-02284)	In house check: Jun-16
RF generator HP 8648C	SN: US3642U01700	04-Aug-99 (in house check Apr-13)	In house check: Jun-16
Network Analyzer HP 8753E	SN: US37390585	18-Oct-01 (in house check Oct-15)	In house check: Oct-16

Calibrated by: **Jeton Kastrati** Name: **Jeton Kastrati** Function: **Laboratory Technician** Signature: *[Signature]*

Approved by: **Katja Pokovic** Name: **Katja Pokovic** Function: **Technical Manager** Signature: *[Signature]*

Issued: April 20, 2016

This calibration certificate shall not be reproduced except in full without written approval of the laboratory.



Accredited by the Swiss Accreditation Service (SAS)

Accreditation No.: **SCS 0108**

The Swiss Accreditation Service is one of the signatories to the EA  
Multilateral Agreement for the recognition of calibration certificates

**Glossary:**

TSL	tissue simulating liquid
NORM <sub>x,y,z</sub>	sensitivity in free space
ConvF	sensitivity in TSL / NORM <sub>x,y,z</sub>
DCP	diode compression point
CF	crest factor (1/duty_cycle) of the RF signal
A, B, C, D	modulation dependent linearization parameters
Polarization $\varphi$	$\varphi$ rotation around probe axis
Polarization $\vartheta$	$\vartheta$ rotation around an axis that is in the plane normal to probe axis (at measurement center), i.e., $\vartheta = 0$ is normal to probe axis
Connector Angle	information used in DASY system to align probe sensor X to the robot coordinate system

**Calibration is Performed According to the Following Standards:**

- a) IEEE Std 1528-2013, "IEEE Recommended Practice for Determining the Peak Spatial-Averaged Specific Absorption Rate (SAR) in the Human Head from Wireless Communications Devices: Measurement Techniques", June 2013
- b) IEC 62209-1, "Procedure to measure the Specific Absorption Rate (SAR) for hand-held devices used in close proximity to the ear (frequency range of 300 MHz to 3 GHz)", February 2005
- c) IEC 62209-2, "Procedure to determine the Specific Absorption Rate (SAR) for wireless communication devices used in close proximity to the human body (frequency range of 30 MHz to 6 GHz)", March 2010
- d) KDB 865664, "SAR Measurement Requirements for 100 MHz to 6 GHz"

**Methods Applied and Interpretation of Parameters:**

- *NORM<sub>x,y,z</sub>*: Assessed for E-field polarization  $\vartheta = 0$  ( $f \leq 900$  MHz in TEM-cell;  $f > 1800$  MHz: R22 waveguide). *NORM<sub>x,y,z</sub>* are only intermediate values, i.e., the uncertainties of *NORM<sub>x,y,z</sub>* does not affect the  $E^2$ -field uncertainty inside TSL (see below *ConvF*).
- *NORM(f)<sub>x,y,z</sub>* = *NORM<sub>x,y,z</sub>* \* *frequency\_response* (see Frequency Response Chart). This linearization is implemented in DASY4 software versions later than 4.2. The uncertainty of the frequency response is included in the stated uncertainty of *ConvF*.
- *DCP<sub>x,y,z</sub>*: DCP are numerical linearization parameters assessed based on the data of power sweep with CW signal (no uncertainty required). DCP does not depend on frequency nor media.
- *PAR*: PAR is the Peak to Average Ratio that is not calibrated but determined based on the signal characteristics
- *A<sub>x,y,z</sub>*; *B<sub>x,y,z</sub>*; *C<sub>x,y,z</sub>*; *D<sub>x,y,z</sub>*; *VR<sub>x,y,z</sub>*: *A, B, C, D* are numerical linearization parameters assessed based on the data of power sweep for specific modulation signal. The parameters do not depend on frequency nor media. *VR* is the maximum calibration range expressed in RMS voltage across the diode.
- *ConvF* and *Boundary Effect Parameters*: Assessed in flat phantom using E-field (or Temperature Transfer Standard for  $f \leq 800$  MHz) and inside waveguide using analytical field distributions based on power measurements for  $f > 800$  MHz. The same setups are used for assessment of the parameters applied for boundary compensation (alpha, depth) of which typical uncertainty values are given. These parameters are used in DASY4 software to improve probe accuracy close to the boundary. The sensitivity in TSL corresponds to *NORM<sub>x,y,z</sub>* \* *ConvF* whereby the uncertainty corresponds to that given for *ConvF*. A frequency dependent *ConvF* is used in DASY version 4.4 and higher which allows extending the validity from  $\pm 50$  MHz to  $\pm 100$  MHz.
- *Spherical isotropy (3D deviation from isotropy)*: in a field of low gradients realized using a flat phantom exposed by a patch antenna.
- *Sensor Offset*: The sensor offset corresponds to the offset of virtual measurement center from the probe tip (on probe axis). No tolerance required.
- *Connector Angle*: The angle is assessed using the information gained by determining the *NORM<sub>x</sub>* (no uncertainty required).

# Probe EX3DV4

## SN:7406

Manufactured: November 24, 2015  
Calibrated: April 19, 2016

Calibrated for DASY/EASY Systems  
(Note: non-compatible with DASY2 system!)

## DASY/EASY - Parameters of Probe: EX3DV4 - SN:7406

### Basic Calibration Parameters

	Sensor X	Sensor Y	Sensor Z	Unc (k=2)
Norm ( $\mu\text{V}/(\text{V}/\text{m})^2$ ) <sup>A</sup>	0.48	0.44	0.47	$\pm 10.1\%$
DCP (mV) <sup>B</sup>	100.7	97.9	98.6	

### Modulation Calibration Parameters

UID	Communication System Name		A dB	B dB $\sqrt{\mu\text{V}}$	C	D dB	VR mV	Unc <sup>E</sup> (k=2)
0	CW	X	0.0	0.0	1.0	0.00	120.4	$\pm 3.3\%$
		Y	0.0	0.0	1.0		148.3	
		Z	0.0	0.0	1.0		146.7	
10010- CAA	SAR Validation (Square, 100ms, 10ms)	X	0.81	54.6	7.4	10.00	50.3	$\pm 2.2\%$
		Y	0.68	55.1	7.9		47.9	
		Z	1.34	61.0	11.0		46.8	
10012- CAB	IEEE 802.11b WiFi 2.4 GHz (DSSS, 1 Mbps)	X	2.83	68.0	18.3	1.87	127.8	$\pm 0.5\%$
		Y	2.82	68.4	18.4		117.8	
		Z	3.00	69.2	19.0		115.9	
10100- CAB	LTE-FDD (SC-FDMA, 100% RB, 20 MHz, QPSK)	X	6.54	67.4	19.5	5.67	142.1	$\pm 1.2\%$
		Y	6.19	66.7	19.3		127.6	
		Z	6.37	66.7	19.2		125.7	
10103- CAB	LTE-TDD (SC-FDMA, 100% RB, 20 MHz, QPSK)	X	7.58	67.9	21.8	9.29	114.4	$\pm 1.7\%$
		Y	7.34	68.3	22.5		144.3	
		Z	7.53	67.7	21.8		139.5	
10108- CAC	LTE-FDD (SC-FDMA, 100% RB, 10 MHz, QPSK)	X	6.34	66.9	19.4	5.80	137.5	$\pm 1.2\%$
		Y	5.90	65.9	19.0		123.8	
		Z	6.24	66.4	19.2		123.7	
10151- CAB	LTE-TDD (SC-FDMA, 50% RB, 20 MHz, QPSK)	X	7.17	67.2	21.5	9.28	109.5	$\pm 1.7\%$
		Y	6.83	67.6	22.3		137.0	
		Z	7.23	67.4	21.7		135.1	
10154- CAC	LTE-FDD (SC-FDMA, 50% RB, 10 MHz, QPSK)	X	5.99	66.4	19.2	5.75	132.4	$\pm 0.9\%$
		Y	5.61	65.8	19.1		119.4	
		Z	5.91	65.9	19.0		120.1	
10160- CAB	LTE-FDD (SC-FDMA, 50% RB, 15 MHz, QPSK)	X	6.47	67.0	19.5	5.82	137.0	$\pm 1.2\%$
		Y	5.96	66.0	19.1		123.9	
		Z	6.33	66.3	19.1		124.2	
10169- CAB	LTE-FDD (SC-FDMA, 1 RB, 20 MHz, QPSK)	X	4.71	65.5	18.9	5.73	113.2	$\pm 1.2\%$
		Y	4.60	66.2	19.6		144.2	
		Z	4.93	66.5	19.5		143.2	
10172- CAB	LTE-TDD (SC-FDMA, 1 RB, 20 MHz, QPSK)	X	5.68	68.2	22.4	9.21	117.6	$\pm 1.7\%$
		Y	5.56	70.1	24.1		146.1	
		Z	5.87	69.4	23.2		143.7	
10175- CAC	LTE-FDD (SC-FDMA, 1 RB, 10 MHz, QPSK)	X	4.75	65.7	19.1	5.72	112.3	$\pm 0.9\%$
		Y	4.58	66.1	19.5		143.2	
		Z	4.95	66.7	19.6		142.0	

10181-CAB	LTE-FDD (SC-FDMA, 1 RB, 15 MHz, QPSK)	X	4.71	65.5	18.9	5.72	110.2	±0.9 %
		Y	4.53	65.8	19.4		141.4	
		Z	4.90	66.5	19.5		138.1	
10237-CAB	LTE-TDD (SC-FDMA, 1 RB, 10 MHz, QPSK)	X	5.69	68.3	22.5	9.21	117.3	±1.7 %
		Y	5.47	69.5	23.8		145.1	
		Z	5.85	69.3	23.1		142.0	
10252-CAB	LTE-TDD (SC-FDMA, 50% RB, 10 MHz, QPSK)	X	7.04	68.1	22.2	9.24	141.2	±1.9 %
		Y	6.35	67.2	22.2		125.4	
		Z	6.82	67.1	21.7		127.5	
10267-CAB	LTE-TDD (SC-FDMA, 100% RB, 10 MHz, QPSK)	X	7.45	68.3	22.2	9.30	148.0	±1.9 %
		Y	6.84	67.5	22.3		132.0	
		Z	7.24	67.4	21.8		134.6	
10297-AAA	LTE-FDD (SC-FDMA, 50% RB, 20 MHz, QPSK)	X	6.35	66.9	19.4	5.81	135.3	±1.2 %
		Y	5.92	65.9	19.0		122.9	
		Z	6.26	66.4	19.2		122.1	
10311-AAA	LTE-FDD (SC-FDMA, 100% RB, 15 MHz, QPSK)	X	6.92	67.4	19.7	6.06	139.3	±1.2 %
		Y	6.52	66.6	19.5		127.9	
		Z	6.82	66.9	19.5		126.8	

The reported uncertainty of measurement is stated as the standard uncertainty of measurement multiplied by the coverage factor  $k=2$ , which for a normal distribution corresponds to a coverage probability of approximately 95%.

<sup>A</sup> The uncertainties of Norm X,Y,Z do not affect the  $E^2$ -field uncertainty inside TSL (see Pages 6 and 7).

<sup>B</sup> Numerical linearization parameter: uncertainty not required.

<sup>E</sup> Uncertainty is determined using the max. deviation from linear response applying rectangular distribution and is expressed for the square of the field value.

## DASY/EASY - Parameters of Probe: EX3DV4 - SN:7406

### Calibration Parameter Determined in Head Tissue Simulating Media

f (MHz) <sup>C</sup>	Relative Permittivity <sup>F</sup>	Conductivity (S/m) <sup>F</sup>	ConvF X	ConvF Y	ConvF Z	Alpha <sup>G</sup>	Depth <sup>G</sup> (mm)	Unc (k=2)
750	41.9	0.89	10.52	10.52	10.52	0.52	0.89	± 12.0 %
835	41.5	0.90	9.83	9.83	9.83	0.54	0.80	± 12.0 %
1750	40.1	1.37	8.85	8.85	8.85	0.49	0.85	± 12.0 %
1900	40.0	1.40	8.22	8.22	8.22	0.40	0.88	± 12.0 %
2300	39.5	1.67	7.67	7.67	7.67	0.36	0.89	± 12.0 %
2450	39.2	1.80	7.29	7.29	7.29	0.40	0.80	± 12.0 %
2600	39.0	1.96	7.08	7.08	7.08	0.37	0.95	± 12.0 %

<sup>C</sup> Frequency validity above 300 MHz of ± 100 MHz only applies for DASY v4.4 and higher (see Page 2), else it is restricted to ± 50 MHz. The uncertainty is the RSS of the ConvF uncertainty at calibration frequency and the uncertainty for the indicated frequency band. Frequency validity below 300 MHz is ± 10, 25, 40, 50 and 70 MHz for ConvF assessments at 30, 64, 128, 150 and 220 MHz respectively. Above 5 GHz frequency validity can be extended to ± 110 MHz.

<sup>F</sup> At frequencies below 3 GHz, the validity of tissue parameters ( $\epsilon$  and  $\sigma$ ) can be relaxed to ± 10% if liquid compensation formula is applied to measured SAR values. At frequencies above 3 GHz, the validity of tissue parameters ( $\epsilon$  and  $\sigma$ ) is restricted to ± 5%. The uncertainty is the RSS of the ConvF uncertainty for indicated target tissue parameters.

<sup>G</sup> Alpha/Depth are determined during calibration. SPEAG warrants that the remaining deviation due to the boundary effect after compensation is always less than ± 1% for frequencies below 3 GHz and below ± 2% for frequencies between 3-6 GHz at any distance larger than half the probe tip diameter from the boundary.

## DASY/EASY - Parameters of Probe: EX3DV4 - SN:7406

### Calibration Parameter Determined in Body Tissue Simulating Media

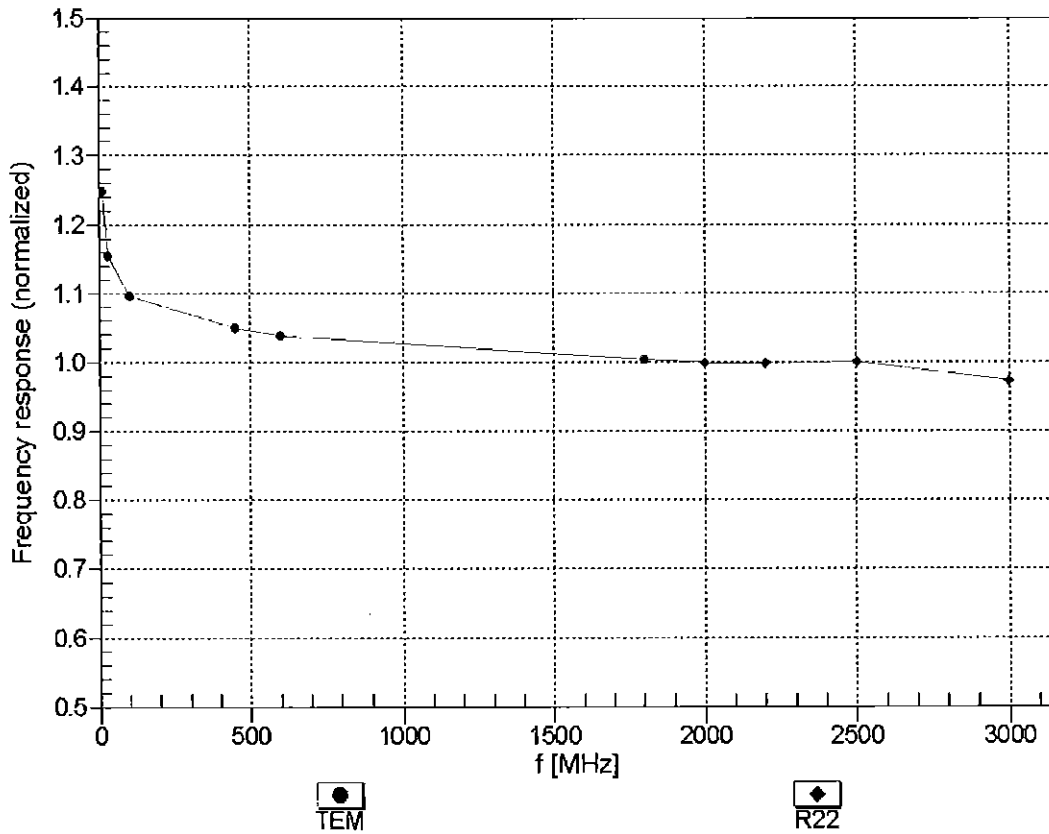
f (MHz) <sup>C</sup>	Relative Permittivity <sup>F</sup>	Conductivity (S/m) <sup>F</sup>	ConvF X	ConvF Y	ConvF Z	Alpha <sup>G</sup>	Depth <sup>G</sup> (mm)	Unc (k=2)
750	55.5	0.96	9.54	9.54	9.54	0.46	0.80	± 12.0 %
835	55.2	0.97	9.35	9.35	9.35	0.45	0.84	± 12.0 %
1750	53.4	1.49	7.78	7.78	7.78	0.37	0.85	± 12.0 %
1900	53.3	1.52	7.49	7.49	7.49	0.33	0.91	± 12.0 %
2300	52.9	1.81	7.37	7.37	7.37	0.42	0.80	± 12.0 %
2450	52.7	1.95	7.24	7.24	7.24	0.37	0.88	± 12.0 %
2600	52.5	2.16	6.94	6.94	6.94	0.27	0.99	± 12.0 %

<sup>C</sup> Frequency validity above 300 MHz of ± 100 MHz only applies for DASY v4.4 and higher (see Page 2), else it is restricted to ± 50 MHz. The uncertainty is the RSS of the ConvF uncertainty at calibration frequency and the uncertainty for the indicated frequency band. Frequency validity below 300 MHz is ± 10, 25, 40, 50 and 70 MHz for ConvF assessments at 30, 64, 128, 150 and 220 MHz respectively. Above 5 GHz frequency validity can be extended to ± 110 MHz.

<sup>F</sup> At frequencies below 3 GHz, the validity of tissue parameters ( $\epsilon$  and  $\sigma$ ) can be relaxed to ± 10% if liquid compensation formula is applied to measured SAR values. At frequencies above 3 GHz, the validity of tissue parameters ( $\epsilon$  and  $\sigma$ ) is restricted to ± 5%. The uncertainty is the RSS of the ConvF uncertainty for indicated target tissue parameters.

<sup>G</sup> Alpha/Depth are determined during calibration. SPEAG warrants that the remaining deviation due to the boundary effect after compensation is always less than ± 1% for frequencies below 3 GHz and below ± 2% for frequencies between 3-6 GHz at any distance larger than half the probe tip diameter from the boundary.

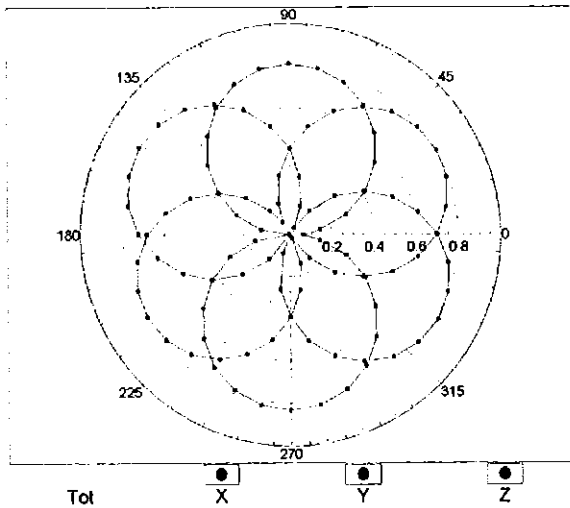
### Frequency Response of E-Field (TEM-Cell:ifi110 EXX, Waveguide: R22)



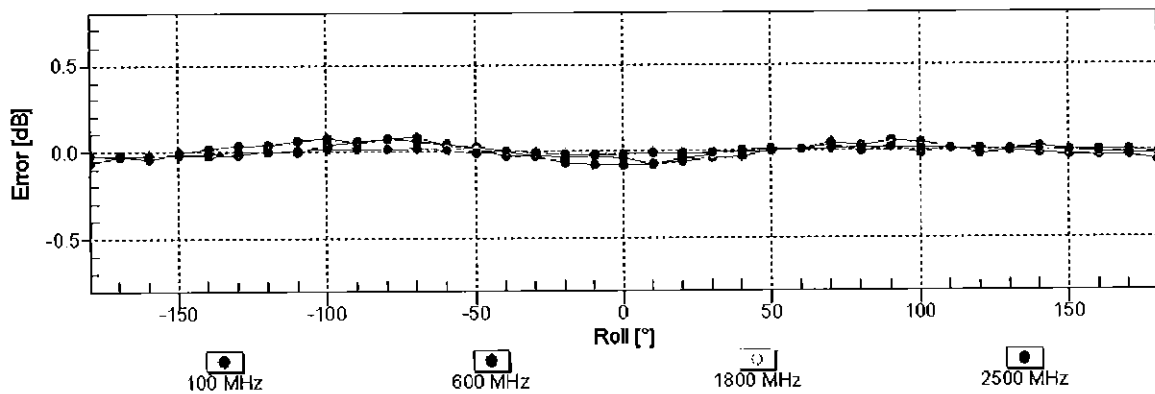
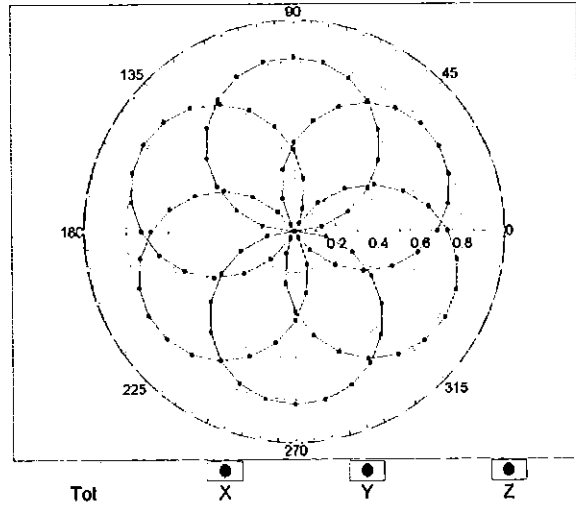
Uncertainty of Frequency Response of E-field:  $\pm 6.3\%$  (k=2)

### Receiving Pattern ( $\phi$ ), $\theta = 0^\circ$

f=600 MHz,TEM

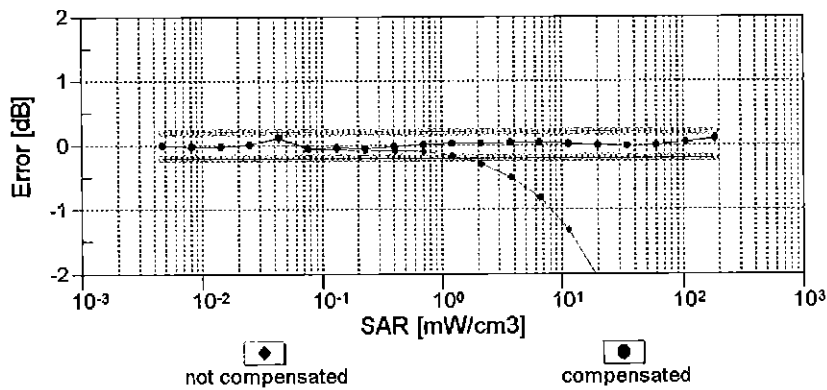
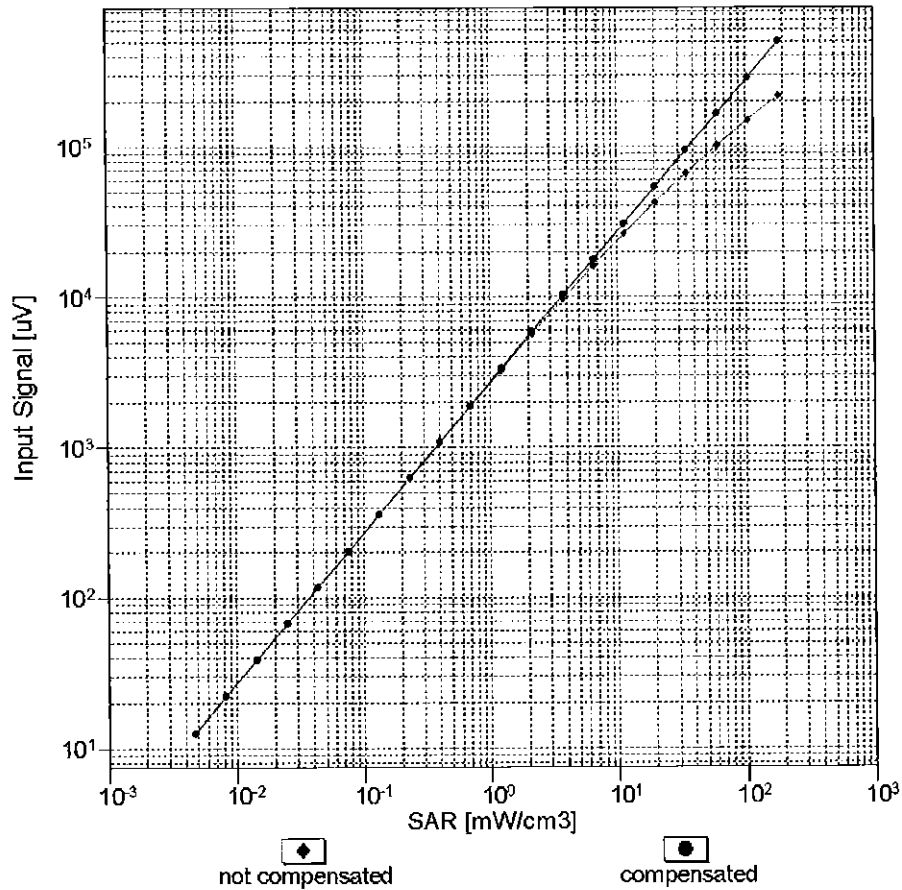


f=1800 MHz,R22



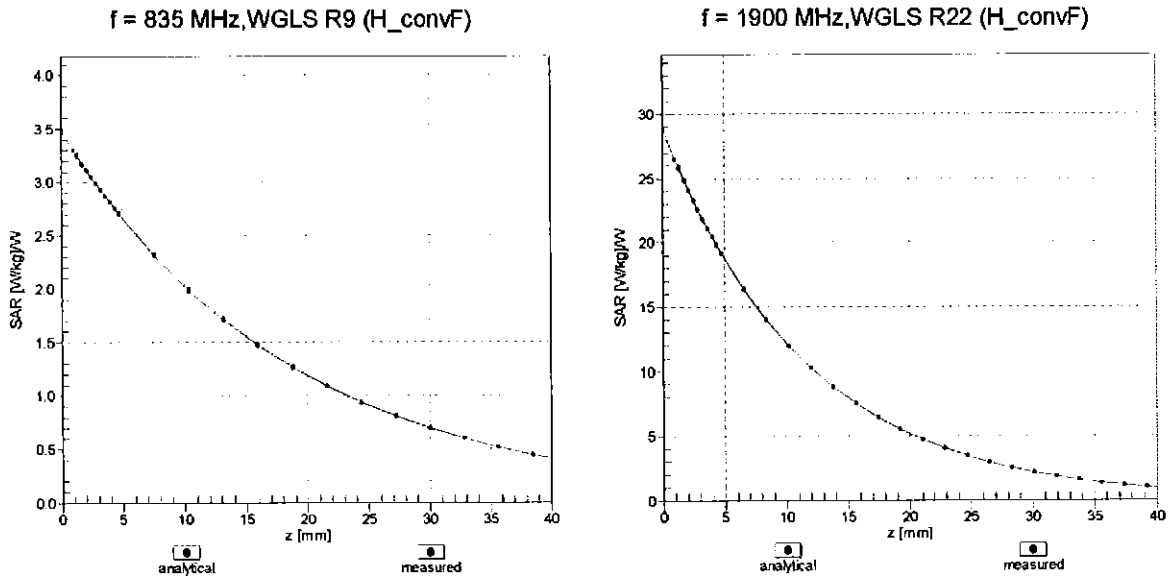
Uncertainty of Axial Isotropy Assessment:  $\pm 0.5\%$  (k=2)

### Dynamic Range f(SAR<sub>head</sub>) (TEM cell , f<sub>eval</sub>= 1900 MHz)

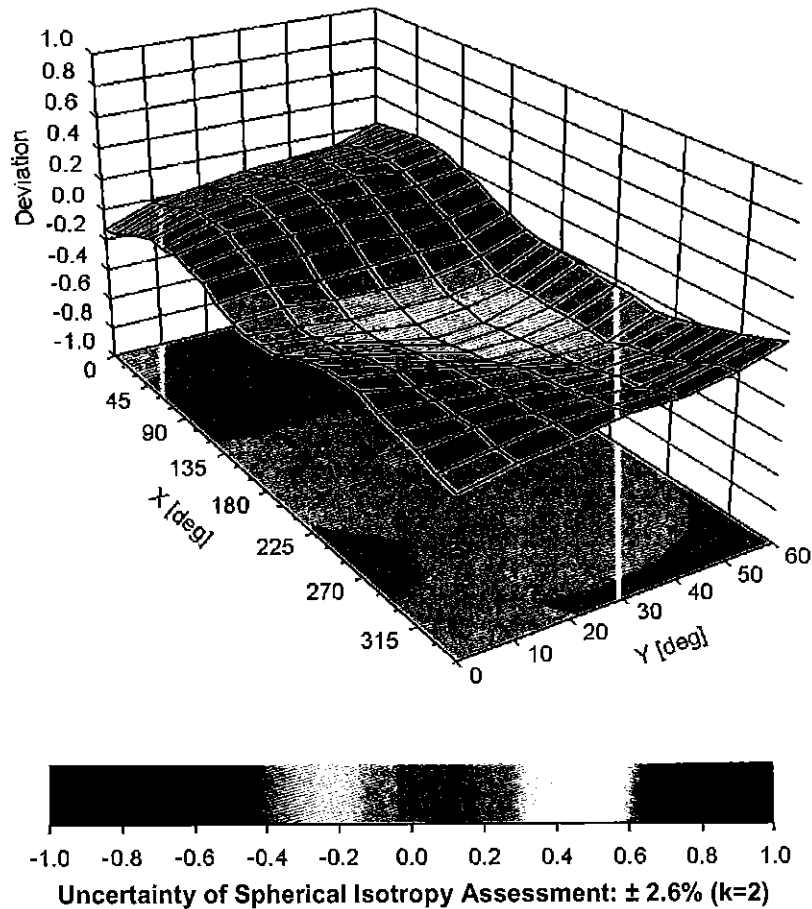


Uncertainty of Linearity Assessment: ± 0.6% (k=2)

# Conversion Factor Assessment



## Deviation from Isotropy in Liquid Error ( $\phi, \theta$ ), f = 900 MHz



**DASY/EASY - Parameters of Probe: EX3DV4 - SN:7406****Other Probe Parameters**

Sensor Arrangement	Triangular
Connector Angle (°)	0.4
Mechanical Surface Detection Mode	enabled
Optical Surface Detection Mode	disabled
Probe Overall Length	337 mm
Probe Body Diameter	10 mm
Tip Length	9 mm
Tip Diameter	2.5 mm
Probe Tip to Sensor X Calibration Point	1 mm
Probe Tip to Sensor Y Calibration Point	1 mm
Probe Tip to Sensor Z Calibration Point	1 mm
Recommended Measurement Distance from Surface	1.4 mm



Accredited by the Swiss Accreditation Service (SAS)  
The Swiss Accreditation Service is one of the signatories to the EA  
Multilateral Agreement for the recognition of calibration certificates

Accreditation No.: **SCS 0108**

Client **PC Test**

Certificate No: **EX3-3914\_Feb16**

**CALIBRATION CERTIFICATE**

Object **EX3DV4 - SN:3914**

Calibration procedure(s) **QA CAL-01.v9, QA CAL-14.v4, QA CAL-23.v5, QA CAL-25.v6  
Calibration procedure for dosimetric E-field probes**

*BN  
03/01/2016*

Calibration date: **February 22, 2016**

This calibration certificate documents the traceability to national standards, which realize the physical units of measurements (SI).  
The measurements and the uncertainties with confidence probability are given on the following pages and are part of the certificate.

All calibrations have been conducted in the closed laboratory facility: environment temperature (22 ± 3)°C and humidity < 70%.

Calibration Equipment used (M&TE critical for calibration)

Primary Standards	ID	Cal Date (Certificate No.)	Scheduled Calibration
Power meter E4419B	GB41293874	01-Apr-15 (No. 217-02128)	Mar-16
Power sensor E4412A	MY41498087	01-Apr-15 (No. 217-02128)	Mar-16
Reference 3 dB Attenuator	SN: S5054 (3c)	01-Apr-15 (No. 217-02129)	Mar-16
Reference 20 dB Attenuator	SN: S5277 (20x)	01-Apr-15 (No. 217-02132)	Mar-16
Reference 30 dB Attenuator	SN: S5129 (30b)	01-Apr-15 (No. 217-02133)	Mar-16
Reference Probe ES3DV2	SN: 3013	31-Dec-15 (No. ES3-3013_Dec15)	Dec-16
DAE4	SN: 660	23-Dec-15 (No. DAE4-660_Dec15)	Dec-16
Secondary Standards	ID	Check Date (in house)	Scheduled Check
RF generator HP 8648C	US3642U01700	4-Aug-99 (in house check Apr-13)	In house check: Apr-16
Network Analyzer HP 8753E	US37390585	18-Oct-01 (in house check Oct-15)	In house check: Oct-16

Calibrated by:	Name <b>Jeon Kastrati</b>	Function <b>Laboratory Technician</b>	Signature 
Approved by:	Name <b>Katja Pokovic</b>	Function <b>Technical Manager</b>	Signature 

Issued: February 22, 2016

This calibration certificate shall not be reproduced except in full without written approval of the laboratory.



Accredited by the Swiss Accreditation Service (SAS)

Accreditation No.: **SCS 0108**

The Swiss Accreditation Service is one of the signatories to the EA  
Multilateral Agreement for the recognition of calibration certificates

### Glossary:

TSL	tissue simulating liquid
NORM <sub>x,y,z</sub>	sensitivity in free space
ConvF	sensitivity in TSL / NORM <sub>x,y,z</sub>
DCP	diode compression point
CF	crest factor (1/duty_cycle) of the RF signal
A, B, C, D	modulation dependent linearization parameters
Polarization $\varphi$	$\varphi$ rotation around probe axis
Polarization $\vartheta$	$\vartheta$ rotation around an axis that is in the plane normal to probe axis (at measurement center), i.e., $\vartheta = 0$ is normal to probe axis
Connector Angle	information used in DASY system to align probe sensor X to the robot coordinate system

### Calibration is Performed According to the Following Standards:

- IEEE Std 1528-2013, "IEEE Recommended Practice for Determining the Peak Spatial-Averaged Specific Absorption Rate (SAR) in the Human Head from Wireless Communications Devices: Measurement Techniques", June 2013
- IEC 62209-1, "Procedure to measure the Specific Absorption Rate (SAR) for hand-held devices used in close proximity to the ear (frequency range of 300 MHz to 3 GHz)", February 2005
- IEC 62209-2, "Procedure to determine the Specific Absorption Rate (SAR) for wireless communication devices used in close proximity to the human body (frequency range of 30 MHz to 6 GHz)", March 2010
- KDB 865664, "SAR Measurement Requirements for 100 MHz to 6 GHz"

### Methods Applied and Interpretation of Parameters:

- NORM<sub>x,y,z</sub>**: Assessed for E-field polarization  $\vartheta = 0$  ( $f \leq 900$  MHz in TEM-cell;  $f > 1800$  MHz: R22 waveguide). NORM<sub>x,y,z</sub> are only intermediate values, i.e., the uncertainties of NORM<sub>x,y,z</sub> does not affect the E<sup>2</sup>-field uncertainty inside TSL (see below ConvF).
- NORM(f)<sub>x,y,z</sub>** = NORM<sub>x,y,z</sub> \* frequency\_response (see Frequency Response Chart). This linearization is implemented in DASY4 software versions later than 4.2. The uncertainty of the frequency response is included in the stated uncertainty of ConvF.
- DCP<sub>x,y,z</sub>**: DCP are numerical linearization parameters assessed based on the data of power sweep with CW signal (no uncertainty required). DCP does not depend on frequency nor media.
- PAR**: PAR is the Peak to Average Ratio that is not calibrated but determined based on the signal characteristics
- A<sub>x,y,z</sub>; B<sub>x,y,z</sub>; C<sub>x,y,z</sub>; D<sub>x,y,z</sub>; VR<sub>x,y,z</sub>**: A, B, C, D are numerical linearization parameters assessed based on the data of power sweep for specific modulation signal. The parameters do not depend on frequency nor media. VR is the maximum calibration range expressed in RMS voltage across the diode.
- ConvF and Boundary Effect Parameters**: Assessed in flat phantom using E-field (or Temperature Transfer Standard for  $f \leq 800$  MHz) and inside waveguide using analytical field distributions based on power measurements for  $f > 800$  MHz. The same setups are used for assessment of the parameters applied for boundary compensation (alpha, depth) of which typical uncertainty values are given. These parameters are used in DASY4 software to improve probe accuracy close to the boundary. The sensitivity in TSL corresponds to NORM<sub>x,y,z</sub> \* ConvF whereby the uncertainty corresponds to that given for ConvF. A frequency dependent ConvF is used in DASY version 4.4 and higher which allows extending the validity from  $\pm 50$  MHz to  $\pm 100$  MHz.
- Spherical isotropy (3D deviation from isotropy)**: in a field of low gradients realized using a flat phantom exposed by a patch antenna.
- Sensor Offset**: The sensor offset corresponds to the offset of virtual measurement center from the probe tip (on probe axis). No tolerance required.
- Connector Angle**: The angle is assessed using the information gained by determining the NORM<sub>x</sub> (no uncertainty required).

# Probe EX3DV4

## SN:3914

Manufactured: December 18, 2012  
Calibrated: February 22, 2016

Calibrated for DASY/EASY Systems  
(Note: non-compatible with DASY2 system!)

## DASY/EASY - Parameters of Probe: EX3DV4 - SN:3914

### Basic Calibration Parameters

	Sensor X	Sensor Y	Sensor Z	Unc (k=2)
Norm ( $\mu\text{V}/(\text{V}/\text{m})^2$ ) <sup>A</sup>	0.48	0.42	0.46	$\pm 10.1 \%$
DCP (mV) <sup>B</sup>	100.1	102.6	97.6	

### Modulation Calibration Parameters

UID	Communication System Name		A dB	B dB $\sqrt{\mu\text{V}}$	C	D dB	VR mV	Unc <sup>E</sup> (k=2)
0	CW	X	0.0	0.0	1.0	0.00	137.4	$\pm 2.7 \%$
		Y	0.0	0.0	1.0		139.7	
		Z	0.0	0.0	1.0		133.7	
10010- CAA	SAR Validation (Square, 100ms, 10ms)	X	4.02	69.7	14.2	10.00	41.0	$\pm 0.9 \%$
		Y	2.42	64.8	12.4		41.8	
		Z	2.11	63.9	12.8		44.9	
10062- CAB	IEEE 802.11a/h WiFi 5 GHz (OFDM, 6 Mbps)	X	10.26	68.5	21.3	8.68	127.9	$\pm 3.3 \%$
		Y	10.16	68.6	21.4		127.8	
		Z	10.42	68.8	21.4		144.6	
10117- CAB	IEEE 802.11n (HT Mixed, 13.5 Mbps, BPSK)	X	10.15	68.2	20.7	8.07	129.4	$\pm 3.3 \%$
		Y	10.18	68.5	20.9		131.7	
		Z	10.42	68.8	20.9		148.3	
10196- CAB	IEEE 802.11n (HT Mixed, 6.5 Mbps, BPSK)	X	10.13	68.8	21.1	8.10	146.4	$\pm 2.7 \%$
		Y	9.80	68.3	20.9		126.3	
		Z	9.98	68.3	20.8		139.8	
10400- AAC	IEEE 802.11ac WiFi (20MHz, 64-QAM, 99pc duty cycle)	X	10.33	68.8	21.3	8.37	145.0	$\pm 2.7 \%$
		Y	10.13	68.7	21.3		132.0	
		Z	10.21	68.5	21.0		140.2	
10401- AAC	IEEE 802.11ac WiFi (40MHz, 64-QAM, 99pc duty cycle)	X	10.67	68.4	21.1	8.60	125.8	$\pm 3.3 \%$
		Y	10.92	69.3	21.6		140.7	
		Z	10.94	69.0	21.3		148.7	
10402- AAC	IEEE 802.11ac WiFi (80MHz, 64-QAM, 99pc duty cycle)	X	10.64	68.4	20.8	8.53	125.5	$\pm 3.3 \%$
		Y	11.11	69.7	21.6		142.1	
		Z	10.93	69.0	21.1		149.2	

The reported uncertainty of measurement is stated as the standard uncertainty of measurement multiplied by the coverage factor k=2, which for a normal distribution corresponds to a coverage probability of approximately 95%.

<sup>A</sup> The uncertainties of Norm X,Y,Z do not affect the E<sup>2</sup>-field uncertainty inside TSL (see Pages 5 and 6).

<sup>B</sup> Numerical linearization parameter: uncertainty not required.

<sup>E</sup> Uncertainty is determined using the max. deviation from linear response applying rectangular distribution and is expressed for the square of the field value.

## DASY/EASY - Parameters of Probe: EX3DV4 - SN:3914

### Calibration Parameter Determined in Head Tissue Simulating Media

f (MHz) <sup>C</sup>	Relative Permittivity <sup>F</sup>	Conductivity (S/m) <sup>F</sup>	ConvF X	ConvF Y	ConvF Z	Alpha <sup>G</sup>	Depth <sup>G</sup> (mm)	Unc (k=2)
5250	35.9	4.71	5.07	5.07	5.07	0.35	1.80	± 13.1 %
5600	35.5	5.07	4.66	4.66	4.66	0.40	1.80	± 13.1 %
5750	35.4	5.22	4.74	4.74	4.74	0.40	1.80	± 13.1 %

<sup>C</sup> Frequency validity above 300 MHz of ± 100 MHz only applies for DASY v4.4 and higher (see Page 2), else it is restricted to ± 50 MHz. The uncertainty is the RSS of the ConvF uncertainty at calibration frequency and the uncertainty for the indicated frequency band. Frequency validity below 300 MHz is ± 10, 25, 40, 50 and 70 MHz for ConvF assessments at 30, 64, 128, 150 and 220 MHz respectively. Above 5 GHz frequency validity can be extended to ± 110 MHz.

<sup>F</sup> At frequencies below 3 GHz, the validity of tissue parameters ( $\epsilon$  and  $\sigma$ ) can be relaxed to ± 10% if liquid compensation formula is applied to measured SAR values. At frequencies above 3 GHz, the validity of tissue parameters ( $\epsilon$  and  $\sigma$ ) is restricted to ± 5%. The uncertainty is the RSS of the ConvF uncertainty for indicated target tissue parameters.

<sup>G</sup> Alpha/Depth are determined during calibration. SPEAG warrants that the remaining deviation due to the boundary effect after compensation is always less than ± 1% for frequencies below 3 GHz and below ± 2% for frequencies between 3-6 GHz at any distance larger than half the probe tip diameter from the boundary.

## DASY/EASY - Parameters of Probe: EX3DV4 - SN:3914

### Calibration Parameter Determined in Body Tissue Simulating Media

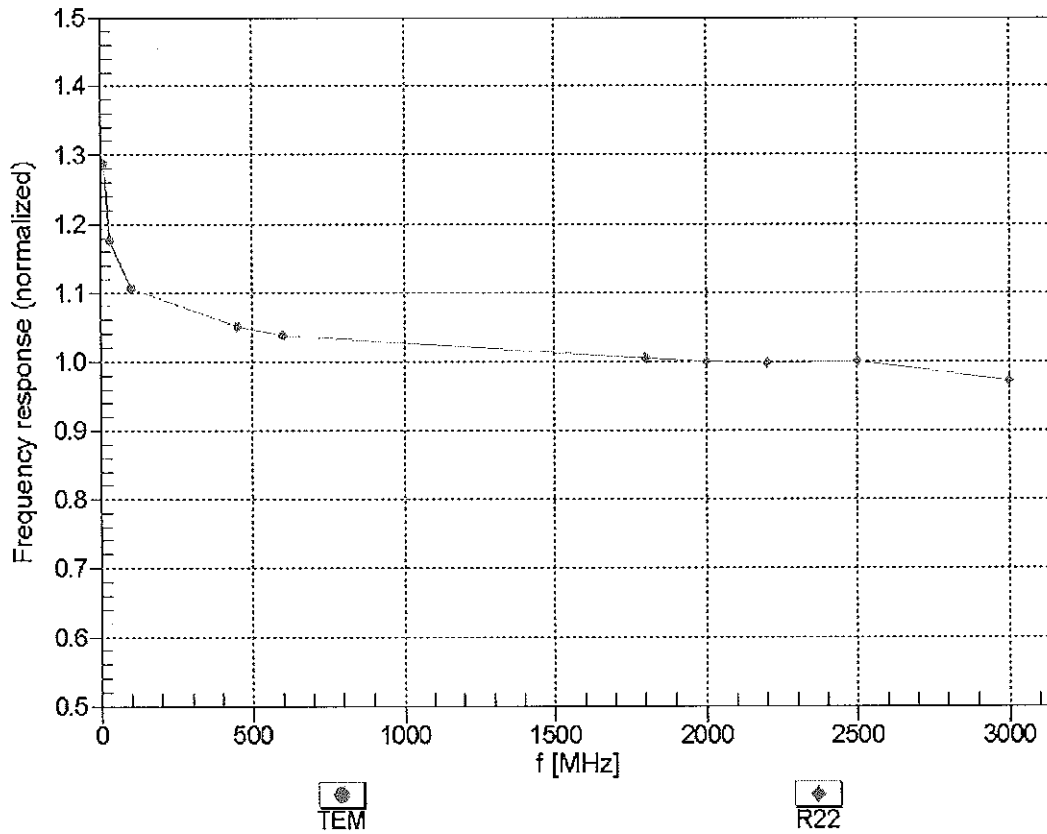
f (MHz) <sup>C</sup>	Relative Permittivity <sup>F</sup>	Conductivity (S/m) <sup>F</sup>	ConvF X	ConvF Y	ConvF Z	Alpha <sup>G</sup>	Depth <sup>G</sup> (mm)	Unc (k=2)
750	55.5	0.96	9.57	9.57	9.57	0.47	0.85	± 12.0 %
835	55.2	0.97	9.44	9.44	9.44	0.47	0.85	± 12.0 %
1750	53.4	1.49	7.82	7.82	7.82	0.42	0.83	± 12.0 %
1900	53.3	1.52	7.50	7.50	7.50	0.45	0.80	± 12.0 %
2300	52.9	1.81	7.27	7.27	7.27	0.48	0.80	± 12.0 %
2450	52.7	1.95	7.22	7.22	7.22	0.46	0.80	± 12.0 %
2600	52.5	2.16	6.90	6.90	6.90	0.32	0.99	± 12.0 %
5250	48.9	5.36	4.32	4.32	4.32	0.50	1.90	± 13.1 %
5600	48.5	5.77	3.63	3.63	3.63	0.60	1.90	± 13.1 %
5750	48.3	5.94	3.86	3.86	3.86	0.60	1.90	± 13.1 %

<sup>C</sup> Frequency validity above 300 MHz of ± 100 MHz only applies for DASY v4.4 and higher (see Page 2), else it is restricted to ± 50 MHz. The uncertainty is the RSS of the ConvF uncertainty at calibration frequency and the uncertainty for the indicated frequency band. Frequency validity below 300 MHz is ± 10, 25, 40, 50 and 70 MHz for ConvF assessments at 30, 64, 128, 150 and 220 MHz respectively. Above 5 GHz frequency validity can be extended to ± 110 MHz.

<sup>F</sup> At frequencies below 3 GHz, the validity of tissue parameters ( $\epsilon$  and  $\sigma$ ) can be relaxed to ± 10% if liquid compensation formula is applied to measured SAR values. At frequencies above 3 GHz, the validity of tissue parameters ( $\epsilon$  and  $\sigma$ ) is restricted to ± 5%. The uncertainty is the RSS of the ConvF uncertainty for indicated target tissue parameters.

<sup>G</sup> Alpha/Depth are determined during calibration. SPEAG warrants that the remaining deviation due to the boundary effect after compensation is always less than ± 1% for frequencies below 3 GHz and below ± 2% for frequencies between 3-6 GHz at any distance larger than half the probe tip diameter from the boundary.

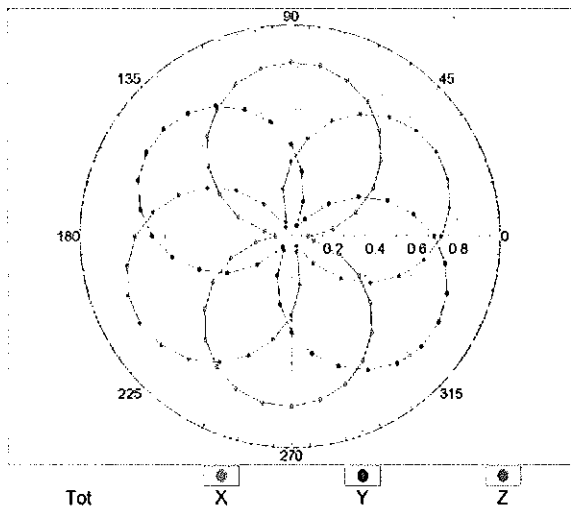
### Frequency Response of E-Field (TEM-Cell:ifi110 EXX, Waveguide: R22)



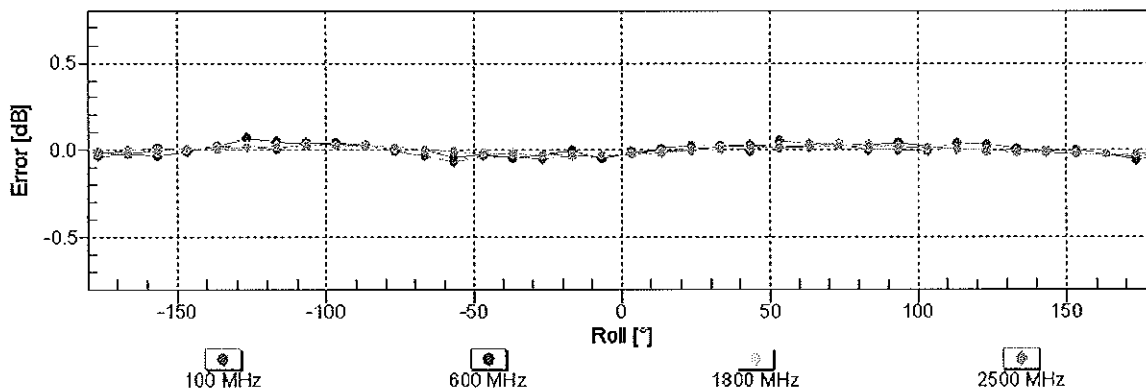
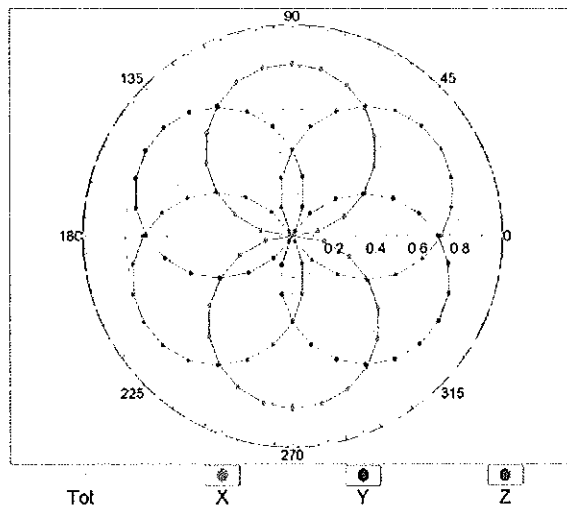
Uncertainty of Frequency Response of E-field:  $\pm 6.3\%$  (k=2)

### Receiving Pattern ( $\phi$ ), $\vartheta = 0^\circ$

f=600 MHz,TEM

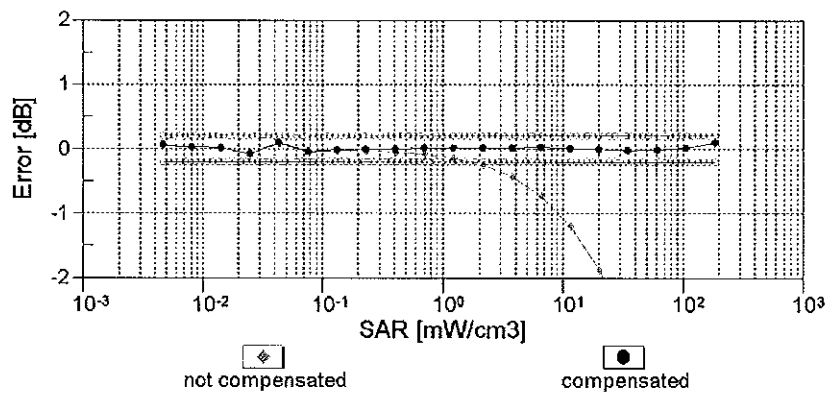
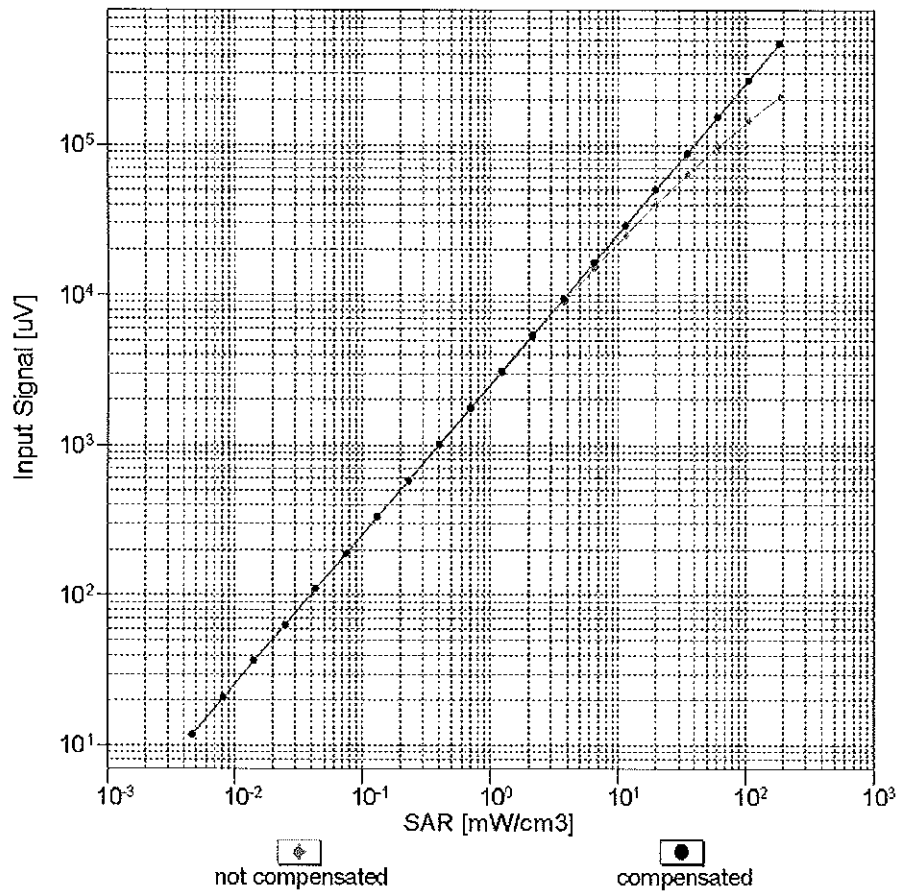


f=1800 MHz,R22



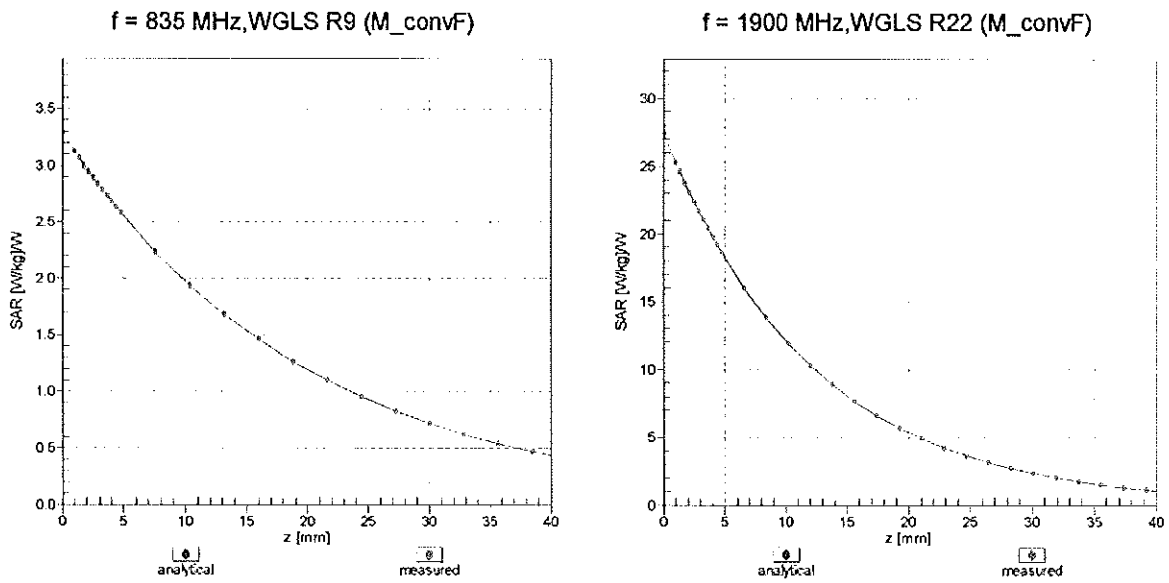
Uncertainty of Axial Isotropy Assessment:  $\pm 0.5\%$  (k=2)

### Dynamic Range $f(SAR_{head})$ (TEM cell , $f_{eval}= 1900$ MHz)

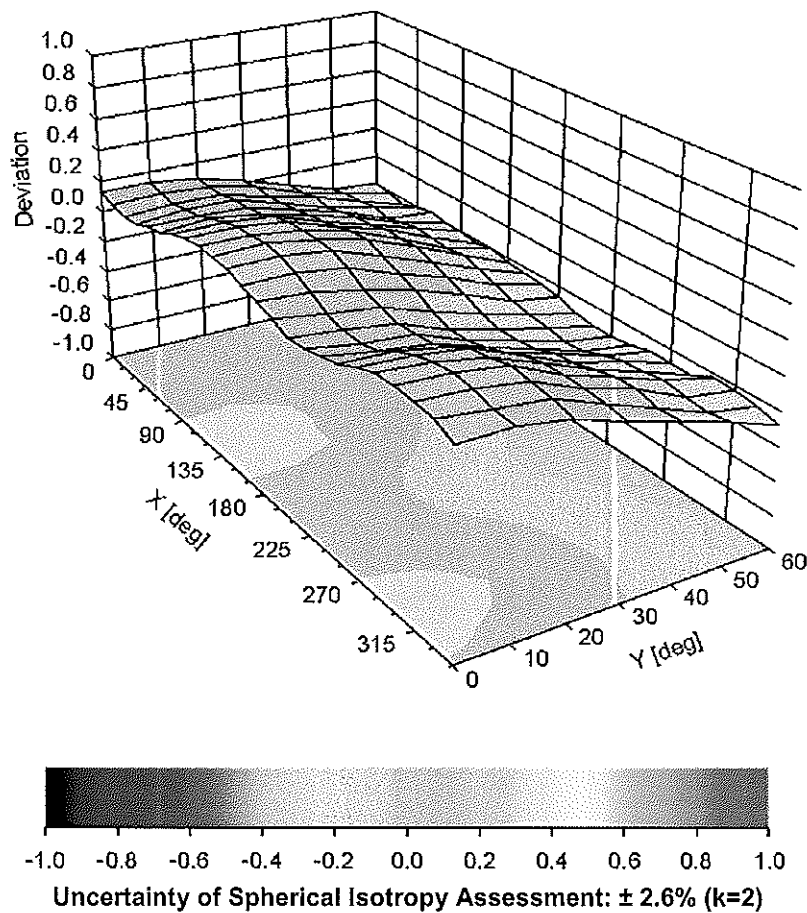


Uncertainty of Linearity Assessment:  $\pm 0.6\%$  (k=2)

# Conversion Factor Assessment



## Deviation from Isotropy in Liquid Error ( $\phi, \theta$ ), f = 900 MHz



**DASY/EASY - Parameters of Probe: EX3DV4 - SN:3914****Other Probe Parameters**

Sensor Arrangement	Triangular
Connector Angle (°)	133.3
Mechanical Surface Detection Mode	enabled
Optical Surface Detection Mode	disabled
Probe Overall Length	337 mm
Probe Body Diameter	10 mm
Tip Length	9 mm
Tip Diameter	2.5 mm
Probe Tip to Sensor X Calibration Point	1 mm
Probe Tip to Sensor Y Calibration Point	1 mm
Probe Tip to Sensor Z Calibration Point	1 mm
Recommended Measurement Distance from Surface	1.4 mm

## APPENDIX D: SAR TISSUE SPECIFICATIONS

Measurement Procedure for Tissue verification:



- 1) The network analyzer and probe system was configured and calibrated.
- 2) The probe was immersed in the tissue. The tissue was placed in a nonmetallic container. Trapped air bubbles beneath the flange were minimized by placing the probe at a slight angle.
- 3) The complex admittance with respect to the probe aperture was measured
- 4) The complex relative permittivity  $\epsilon$  can be calculated from the below equation (Pournaropoulos and Misra):

$$Y = \frac{j2\omega\epsilon_r\epsilon_0}{[\ln(b/a)]^2} \int_a^b \int_a^b \int_0^\pi \cos\phi' \frac{\exp[-j\omega r(\mu_0\epsilon_r'\epsilon_0)^{1/2}]}{r} d\phi'd\rho'd\rho$$

where  $Y$  is the admittance of the probe in contact with the sample, the primed and unprimed coordinates refer to source and observation points, respectively,  $r^2 = \rho^2 + \rho'^2 - 2\rho\rho'\cos\phi'$ ,  $\omega$  is the angular frequency, and  $j = \sqrt{-1}$ .

**Table D-I  
Composition of the Tissue Equivalent Matter**

Frequency (MHz)	750	835	1750	1900	2450	5200-5800
Tissue	Body	Body	Body	Body	Body	Body
Ingredients (% by weight)						
Bactericide	See page 2	0.1				
DGBE			31	29.44	26.7	
HEC		1				
NaCl		0.94	0.2	0.39	0.1	
Sucrose		44.9				
Polysorbate (Tween) 80						20
Water		53.06	68.8	70.17	73.2	80

<b>FCC ID:</b> A3LSMT825N0	 <small>ENGINEERING LABORATORY, INC.</small>	<b>SAR EVALUATION REPORT</b>		<b>Approved by:</b> Quality Manager
<b>Test Dates:</b> 12/12/16 - 02/13/17	<b>DUT Type:</b> Portable Tablet			APPENDIX D: Page 1 of 2

## 2 Composition / Information on ingredients

The Item is composed of the following ingredients:

H <sub>2</sub> O	Water, 35 – 58%
Sucrose	Sugar, white, refined, 40 – 60%
NaCl	Sodium Chloride, 0 – 6%
Hydroxyethyl-cellulose	Medium Viscosity (CAS# 9004-62-0), <0.3%
Preventol-D7	Preservative: aqueous preparation, (CAS# 55965-84-9), containing 5-chloro-2-methyl-3(2H)-isothiazolone and 2-methyl-3(2H)-isothiazolone, 0.1 – 0.7%

Relevant for safety; Refer to the respective Safety Data Sheet\*.

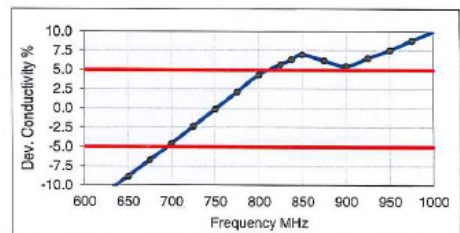
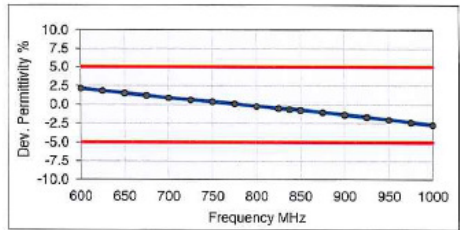
**Figure D-1  
Composition of 750 MHz Body Tissue Equivalent Matter**

**Note:** 750MHz liquid recipes are proprietary SPEAG. Since the composition is approximate to the actual liquids utilized, the manufacturer tissue-equivalent liquid data sheets are provided below.



### Measurement Certificate / Material Test

Item Name	Body Tissue Simulating Liquid (MSL750V2)
Product No.	SL AAM 075 AA (Charge: 150223-3)
Manufacturer	SPEAG
<b>Measurement Method</b>	
TSL dielectric parameters measured using calibrated OCP probe.	
<b>Setup Validation</b>	
Validation results were within ± 2.5% towards the target values of Methanol.	
<b>Target Parameters</b>	
Target parameters as defined in the IEEE 1528 and IEC 62209 compliance standards.	
<b>Test Condition</b>	
Ambient	Environment temperatur (22 ± 3)°C and humidity < 70%.
TSL Temperature	22°C
Test Date	25-Feb-15
Operator	IEN
<b>Additional Information</b>	
TSL Density	1.212 g/cm <sup>3</sup>
TSL Heat-capacity	3.006 kJ/(kg*K)

f [MHz]	Measured			Target		Diff.to Target [%]	
	HP-e'	HP-e''	sigma	eps	sigma	Δ-eps	Δ-sigma
600	57.3	24.76	0.83	56.1	0.95	2.2	-13.2
625	57.1	24.43	0.85	56.0	0.95	1.8	-11.0
650	56.8	24.09	0.87	55.9	0.96	1.5	-8.8
675	56.5	23.80	0.89	55.8	0.96	1.2	-6.7
700	56.2	23.51	0.92	55.7	0.96	0.9	-4.6
725	56.0	23.28	0.94	55.6	0.96	0.6	-2.4
750	55.7	23.06	0.96	55.5	0.96	0.4	-0.1
775	55.5	22.87	0.99	55.4	0.97	0.1	2.1
800	55.2	22.68	1.01	55.3	0.97	-0.2	4.4
825	55.0	22.52	1.03	55.2	0.98	-0.5	5.7
838	54.9	22.44	1.05	55.2	0.98	-0.6	6.3
850	54.8	22.36	1.06	55.2	0.99	-0.7	7.0
875	54.5	22.24	1.08	55.1	1.02	-1.0	6.2
900	54.3	22.12	1.11	55.0	1.05	-1.3	5.5
925	54.1	22.01	1.13	55.0	1.06	-1.6	6.5
950	53.9	21.89	1.16	54.9	1.08	-2.0	7.6
975	53.6	21.81	1.18	54.9	1.09	-2.3	8.8
1000	53.4	21.73	1.21	54.8	1.10	-2.7	10.1



**Figure D-2  
750MHz Body Tissue Equivalent Matter**

FCC ID: A3LSMT825N0		SAR EVALUATION REPORT		Approved by: Quality Manager
Test Dates: 12/12/16 - 02/13/17	DUT Type: Portable Tablet			APPENDIX D: Page 2 of 2

## APPENDIX E: SAR SYSTEM VALIDATION



Per FCC KDB Publication 865664 D02v01r02, SAR system validation status should be documented to confirm measurement accuracy. The SAR systems (including SAR probes, system components and software versions) used for this device were validated against its performance specifications prior to the SAR measurements. Reference dipoles were used with the required tissue- equivalent media for system validation, according to the procedures outlined in FCC KDB Publication 865664 D01v01r04 and IEEE 1528-2013. Since SAR probe calibrations are frequency dependent, each probe calibration point was validated at a frequency within the valid frequency range of the probe calibration point, using the system that normally operates with the probe for routine SAR measurements and according to the required tissue-equivalent media.

A tabulated summary of the system validation status including the validation date(s), measurement frequencies, SAR probes and tissue dielectric parameters has been included.

**Table E-I**  
**SAR System Validation Summary**

SAR SYSTEM #	FREQ. [MHz]	DATE	PROBE SN	PROBE TYPE	PROBE CAL. POINT		COND.	PERM.	CW VALIDATION			MOD. VALIDATION		
							( $\sigma$ )	( $\epsilon_r$ )	SENSITIVITY	PROBE LINEARITY	PROBE ISOTROPY	MOD. TYPE	DUTY FACTOR	PAR
K	750	5/25/2016	7409	EX3DV4	750	Body	0.977	56.135	PASS	PASS	PASS	N/A	N/A	N/A
H	835	4/7/2016	3319	ES3DV3	835	Body	1.000	54.246	PASS	PASS	PASS	GMSK	PASS	N/A
A	1750	9/7/2016	3022	ES3DV2	1750	Body	1.501	51.691	PASS	PASS	PASS	N/A	N/A	N/A
K	1900	5/24/2016	7409	EX3DV4	1900	Body	1.583	51.303	PASS	PASS	PASS	GMSK	PASS	N/A
C	2450	9/12/2016	7410	EX3DV4	2450	Body	2.036	50.297	PASS	PASS	PASS	OFDM/TDD	PASS	PASS
E	2450	4/27/2016	7406	EX3DV4	2450	Body	2.016	51.629	PASS	PASS	PASS	OFDM/TDD	PASS	PASS
D	5250	3/1/2016	3914	EX3DV4	5250	Body	5.438	47.912	PASS	PASS	PASS	OFDM	N/A	PASS
D	5600	3/1/2016	3914	EX3DV4	5600	Body	5.895	47.321	PASS	PASS	PASS	OFDM	N/A	PASS
D	5750	3/1/2016	3914	EX3DV4	5750	Body	6.111	47.085	PASS	PASS	PASS	OFDM	N/A	PASS

NOTE: While the probes have been calibrated for both CW and modulated signals, all measurements were performed using communication systems calibrated for CW signals only. Modulations in the table above represent test configurations for which the measurement system has been validated per FCC KDB Publication 865664 D01v01r04 for scenarios when CW probe calibrations are used with other signal types. SAR systems were validated for modulated signals with a periodic duty cycle, such as GMSK, or with a high peak to average ratio (>5 dB), such as OFDM according to FCC KDB Publication 865664 D01v01r04.

FCC ID: A3LSMT825N0	 PCTEST ENGINEERING LABORATORY, INC.	SAR EVALUATION REPORT		Approved by: Quality Manager
Test Dates: 12/12/16 - 02/13/17	DUT Type: Portable Tablet	APPENDIX E: Page 1 of 1		



## APPENDIX G: SENSOR TRIGGERING DATA SUMMARY

### A3LSMT825N0 Sensor Triggering Data Summary

Per FCC KDB Publication 616217 D04v01r02, this device was tested by the manufacturer to determine the proximity sensor triggering distances for all applicable sides and edges of the device. The measured output power at distances within  $\pm 5$  mm of the triggering points (or until touching the phantom) is included for back side and each applicable edge per Step i) in Section 6.2 of the KDB. The technical descriptions in the filing contain the complete set of triggering data required by Section 6 of FCC KDB Publication 616217 D04v01r02.

To ensure all production units are compliant, it is necessary to test SAR at a distance 1 mm less than the smallest distance between the device and SAR phantom (determined from the sensor triggering tests according to FCC KDB 616217 D04v01r02) with the device at the maximum output power (without power reduction). These SAR tests are included in addition to the SAR tests for the device touching the SAR phantom (at the reduced output power level).



The operational description contains information explaining how this device remains compliant in the event of a sensor malfunction.

<b>FCC ID:</b> A3LSMT825N0	 <b>PCTEST</b> ENGINEERING LABORATORY, INC.	<b>SAR EVALUATION REPORT</b>		<b>Approved by:</b> Quality Manager
<b>Test Dates:</b> 12/12/2016 – 02/13/2017	<b>DUT Type:</b> Portable Tablet			<b>APPENDIX G:</b> Page 1 of 5

## Back Side (Main Antenna)

Moving device toward the phantom:



KDB 616217 6.2.f Measured Power [dBm]											
Distance[mm]	19	18	17	16	15	14	13	12	11	10	9
<b>GSM1900</b>	30.37	30.28	30.10	30.20	30.40	21.89	21.69	21.61	21.86	21.61	21.65
<b>GPRS 1900 1Tx</b>	30.10	30.32	30.39	30.43	30.21	21.74	21.72	21.92	21.60	21.71	21.95
<b>GPRS 1900 2Tx</b>	28.94	28.66	28.66	28.91	28.62	20.21	20.37	20.37	20.33	20.11	20.34
<b>GPRS 1900 3Tx</b>	26.63	26.70	26.69	26.69	26.63	18.32	18.40	18.14	18.19	18.44	18.45
<b>GPRS 1900 4Tx</b>	24.63	24.62	24.81	24.61	24.65	18.13	18.33	18.10	18.43	18.28	18.39
<b>EDGE1900 1Tx</b>	26.24	26.27	26.24	26.37	26.41	18.23	18.14	18.21	18.37	18.16	18.27
<b>EDGE1900 2Tx</b>	24.73	24.85	24.90	24.95	24.60	16.61	16.91	16.89	16.65	16.78	16.60
<b>EDGE1900 3Tx</b>	23.19	23.15	23.36	23.18	23.11	15.45	15.38	15.22	15.11	15.16	15.32
<b>EDGE1900 4Tx</b>	21.83	21.78	21.75	21.88	21.75	15.10	15.40	15.29	15.28	15.41	15.36
<b>UMTS B5</b>	24.16	24.25	24.33	24.36	24.43	16.91	16.72	16.87	16.65	16.73	16.75
<b>UMTS B2</b>	23.65	23.76	23.95	23.87	23.68	13.87	13.72	13.73	13.65	13.89	13.72
<b>LTE B17</b>	23.32	23.17	23.19	23.17	23.15	16.75	16.79	16.89	16.87	16.81	16.86
<b>LTE B5</b>	24.41	24.24	24.14	24.41	24.40	15.68	15.76	15.75	15.80	15.86	15.85
<b>LTE B4</b>	24.05	23.87	23.76	23.89	23.96	13.67	13.77	13.61	13.74	13.69	13.68
<b>LTE B2</b>	23.64	23.91	23.77	23.61	23.63	13.61	13.68	13.74	13.85	13.61	13.75

FCC ID: A3LSMT825N0	 <b>PCTEST</b> ENGINEERING LABORATORY, INC.	<b>SAR EVALUATION REPORT</b>		<b>Approved by:</b> Quality Manager
<b>Test Dates:</b> 12/12/2016 – 02/13/2017	<b>DUT Type:</b> Portable Tablet		<b>APPENDIX G:</b> Page 2 of 5	

Moving device away from the phantom:

KDB 616217 6.2.h Measured Power [dBm]											
Distance[mm]	19	18	17	16	15	14	13	12	11	10	9
GSM1900	30.11	30.22	30.19	30.21	30.33	21.90	21.62	21.68	21.85	21.85	21.92
GPRS 1900 1Tx	30.17	30.32	30.37	30.38	30.10	21.94	21.67	21.67	21.86	21.61	21.94
GPRS 1900 2Tx	28.92	28.66	28.65	28.87	28.93	20.32	20.40	20.38	20.10	20.13	20.42
GPRS 1900 3Tx	26.65	26.80	26.68	26.80	26.70	18.44	18.26	18.16	18.41	18.19	18.34
GPRS 1900 4Tx	24.79	24.73	24.67	24.78	24.62	18.40	18.26	18.24	18.32	18.19	18.37
EDGE1900 1Tx	26.16	26.38	26.31	26.33	26.41	18.29	18.21	18.11	18.32	18.44	18.10
EDGE1900 2Tx	24.70	24.78	24.62	24.71	24.90	16.73	16.60	16.75	16.60	16.76	16.79
EDGE1900 3Tx	23.43	23.20	23.37	23.39	23.20	15.27	15.23	15.18	15.45	15.38	15.39
EDGE1900 4Tx	21.85	21.87	21.89	21.81	21.64	15.10	15.33	15.39	15.18	15.14	15.17
UMTS B5	24.39	24.44	24.40	24.32	24.21	16.70	16.69	16.88	16.60	16.80	16.93
UMTS B2	23.75	23.78	23.92	23.60	23.90	13.86	13.74	13.87	13.85	13.65	13.90
LTE B17	23.28	23.21	23.23	23.20	23.29	16.83	16.76	16.72	16.84	16.85	16.94
LTE B5	24.38	24.26	24.13	24.14	24.39	15.75	15.94	15.61	15.80	15.85	15.80
LTE B4	23.87	23.70	23.91	24.05	23.81	13.72	13.79	13.82	13.68	13.91	13.68
LTE B2	23.61	23.79	23.90	23.82	23.61	13.63	13.92	13.83	13.74	13.81	13.68



Based on the most conservative measured triggering distance of 14 mm, additional SAR measurements were required at 13 mm from the back side for the above modes.

FCC ID: A3LSMT825N0	 <b>PCTEST</b> ENGINEERING LABORATORY, INC.	<b>SAR EVALUATION REPORT</b>		<b>Approved by:</b> Quality Manager
<b>Test Dates:</b> 12/12/2016 – 02/13/2017	<b>DUT Type:</b> Portable Tablet		<b>APPENDIX G:</b> Page 3 of 5	

## Top Edge (Main Antenna)

Moving device toward the phantom:



KDB 616217 6.2.f Measured Power [dBm]											
Distance[mm]	25	24	23	22	21	20	19	18	17	16	15
<b>GSM1900</b>	30.21	30.43	30.43	30.11	30.21	21.85	21.95	21.68	21.90	21.80	21.83
<b>GPRS 1900 1Tx</b>	30.28	30.15	30.40	30.41	30.27	21.88	21.93	21.64	21.79	21.93	21.61
<b>GPRS 1900 2Tx</b>	28.87	28.66	28.77	28.67	28.92	20.24	20.11	20.23	20.27	20.41	20.38
<b>GPRS 1900 3Tx</b>	26.90	26.92	26.87	26.91	26.69	18.26	18.38	18.30	18.20	18.31	18.23
<b>GPRS 1900 4Tx</b>	24.83	24.83	24.85	24.67	24.91	18.11	18.40	18.39	18.40	18.24	18.26
<b>EDGE1900 1Tx</b>	26.28	26.15	26.15	26.20	26.14	18.20	18.43	18.45	18.33	18.22	18.28
<b>EDGE1900 2Tx</b>	24.87	24.83	24.95	24.84	24.75	16.60	16.75	16.89	16.90	16.64	16.65
<b>EDGE1900 3Tx</b>	23.13	23.43	23.26	23.28	23.27	15.29	15.32	15.24	15.30	15.41	15.41
<b>EDGE1900 4Tx</b>	21.82	21.65	21.83	21.95	21.95	15.33	15.14	15.33	15.33	15.23	15.16
<b>UMTS B5</b>	24.25	24.11	24.16	24.10	24.42	16.74	16.87	16.61	16.93	16.94	16.90
<b>UMTS B2</b>	23.89	23.71	23.79	23.73	23.85	13.82	13.85	13.70	13.79	13.88	13.88
<b>LTE B17</b>	23.11	23.35	23.14	23.35	23.28	16.95	16.86	16.62	16.81	16.91	16.83
<b>LTE B5</b>	24.35	24.31	24.25	24.45	24.15	15.72	15.76	15.78	15.79	15.64	15.83
<b>LTE B4</b>	24.03	23.93	23.76	24.00	23.79	13.66	13.74	13.66	13.63	13.76	13.66
<b>LTE B2</b>	23.75	23.75	23.66	23.84	23.70	13.94	13.89	13.61	13.68	13.70	13.67

FCC ID: A3LSMT825N0	 <b>PCTEST</b> ENGINEERING LABORATORY, INC.	<b>SAR EVALUATION REPORT</b>		<b>Approved by:</b> Quality Manager
<b>Test Dates:</b> 12/12/2016 – 02/13/2017	<b>DUT Type:</b> Portable Tablet		<b>APPENDIX G:</b> Page 4 of 5	

Moving device away from the phantom:

KDB 616217 6.2.h Measured Power [dBm]											
Distance[mm]	25	24	23	22	21	20	19	18	17	16	15
GSM1900	30.40	30.42	30.23	30.36	30.45	21.72	21.68	21.64	21.91	21.76	21.68
GPRS 1900 1Tx	30.27	30.44	30.38	30.34	30.28	21.80	21.60	21.76	21.68	21.80	21.63
GPRS 1900 2Tx	28.60	28.95	28.89	28.63	28.88	20.13	20.20	20.26	20.13	20.30	20.41
GPRS 1900 3Tx	26.89	26.66	26.95	26.86	26.79	18.32	18.43	18.10	18.22	18.13	18.40
GPRS 1900 4Tx	24.69	24.90	24.82	24.75	24.62	18.20	18.14	18.25	18.37	18.39	18.44
EDGE1900 1Tx	26.37	26.42	26.25	26.22	26.40	18.14	18.32	18.29	18.43	18.32	18.32
EDGE1900 2Tx	24.90	24.69	24.93	24.94	24.88	16.81	16.81	16.69	16.64	16.71	16.82
EDGE1900 3Tx	23.44	23.45	23.20	23.23	23.35	15.27	15.45	15.12	15.39	15.25	15.42
EDGE1900 4Tx	21.70	21.85	21.63	21.78	21.94	15.27	15.23	15.32	15.12	15.42	15.43
UMTS B5	24.32	24.17	24.17	24.43	24.25	16.86	16.83	16.95	16.80	16.81	16.73
UMTS B2	23.85	23.85	23.79	23.76	23.60	13.71	13.65	13.69	13.70	13.90	13.87
LTE B17	23.23	23.33	23.12	23.20	23.36	16.74	16.84	16.72	16.80	16.70	16.92
LTE B5	24.19	24.31	24.23	24.17	24.25	15.68	15.74	15.61	15.62	15.94	15.74
LTE B4	23.91	23.98	23.88	23.84	23.78	13.82	13.79	13.90	13.64	13.63	13.93
LTE B2	23.93	23.91	23.77	23.89	23.88	13.71	13.69	13.86	13.62	13.62	13.62

Based on the most conservative measured triggering distance of 20 mm, additional SAR measurements were required at 19 mm from the top edge for the above modes.

FCC ID: A3LSMT825N0	 <b>PCTEST</b> ENGINEERING LABORATORY, INC.	<b>SAR EVALUATION REPORT</b>		<b>Approved by:</b> Quality Manager
<b>Test Dates:</b> 12/12/2016 – 02/13/2017	<b>DUT Type:</b> Portable Tablet		<b>APPENDIX G:</b> Page 5 of 5	