


DUT and SAR Set-up Photos

Overall Dimensions



Front View of the DUT




Rear View of the DUT



Setup Photos

Handset Vertical and Horizontal Reference Lines


Vertical
Center Line




Horizontal
Line

Standalone Exposure Conditions


Rear (0 mm)




Rear (11 mm)




Edge 1 (0 mm)




Edge 1 (11 mm)



Edge 2 (0 mm)



Edge 3 (0 mm)



Edge 4 (0 mm)



Antenna Dimensions & Separation Distances

- ① Main Ant 1 (TX & RX)
-GSM 850, 1900
-WCDMA 850, 1900
-LTE Band 5
- ② Main Ant 2 (TX & RX)
-LTE Band 41
- ③ WiFi/BT Ant 1(TX & RX)
- ④ WiFi Ant 2(TX & RX)

- ⑤ Main Sub Ant 1 (RX)
-GSM 850, 1900
-WCDMA 850, 1900
-LTE Band 5
- ⑥ Main Sub Ant 2 (RX)
-LTE Band 41

