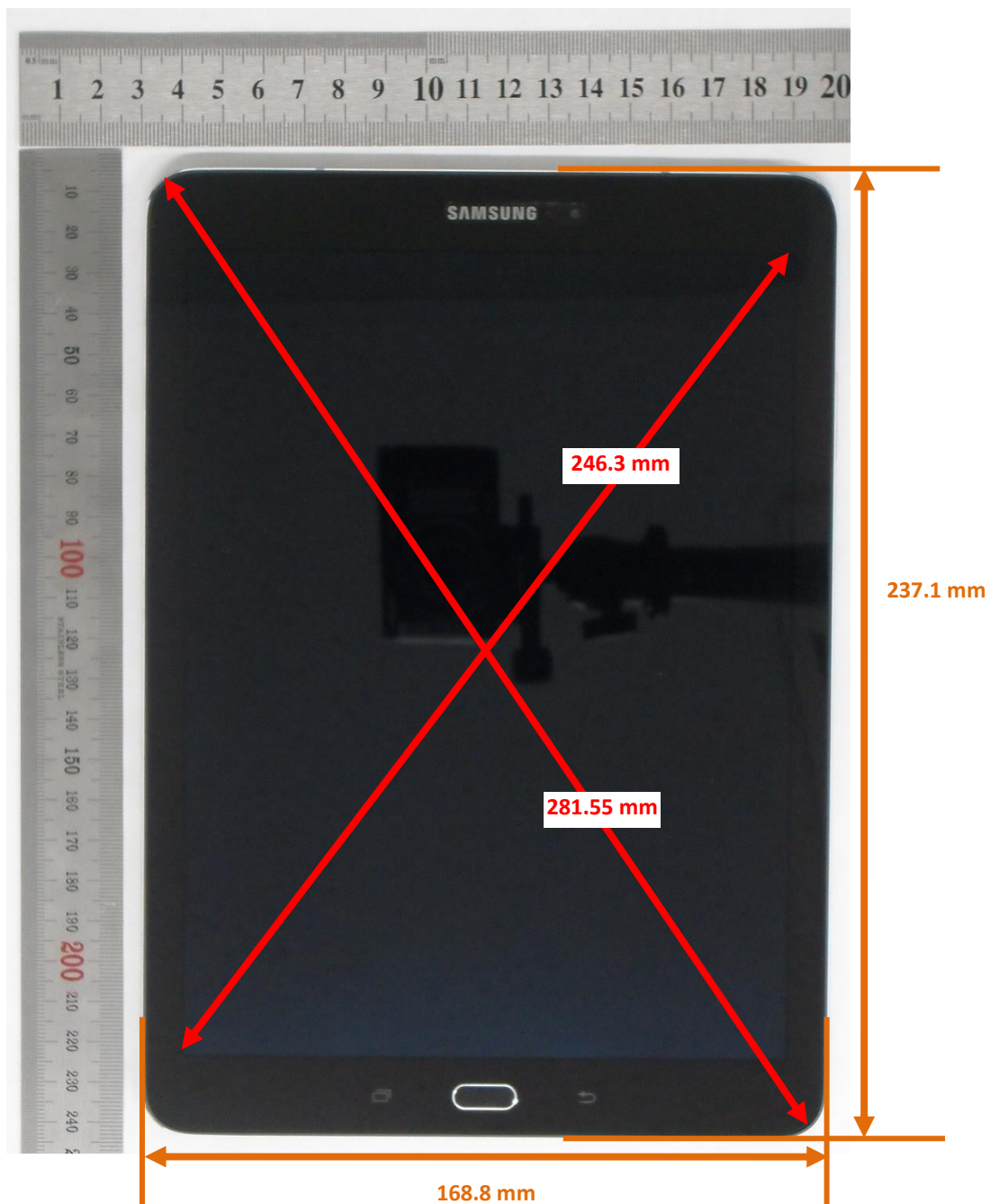


DUT and SAR Set-up Photos

Overall Dimensions



Front View of the DUT



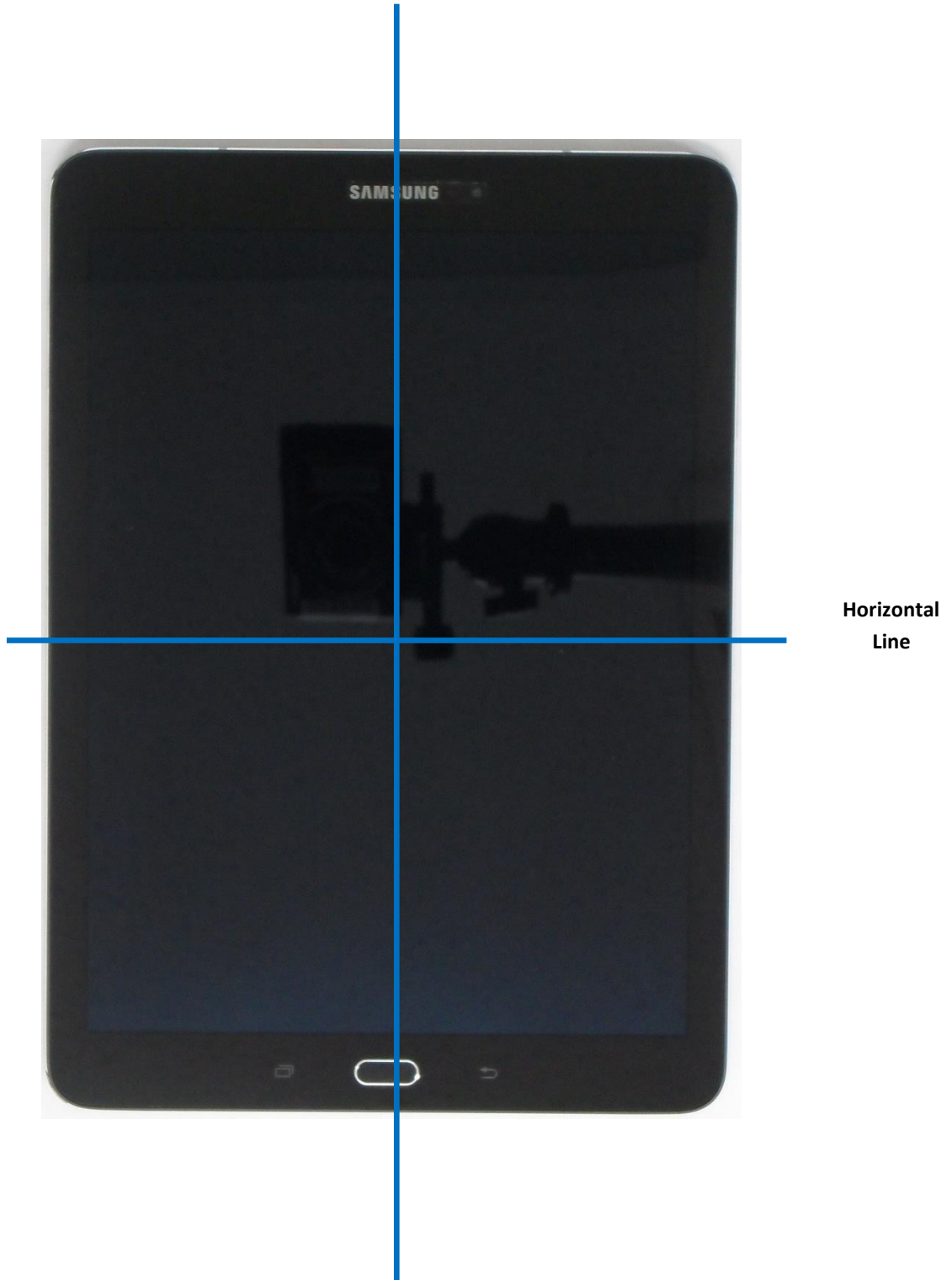
Rear View of the DUT



Setup Photos

Handset Vertical and Horizontal Reference Lines


Vertical
Center Line




Horizontal
Line

Standalone Exposure Conditions


Rear (0mm)




Rear (4mm)




Rear (19mm)



Edge 1 (0mm)



Edge 1 (22mm)




Edge 2 (0mm)



Edge 3 (0mm)



Edge 4 (0mm)



Antenna Dimensions & Separation Distances

- ① Main Ant 1 (TX & RX)
 - WCDMA Band II, IV, V
 - GSM 850, 1900
 - LTE Band 2, 4, 5, 17
 - WCDMA Band I, VIII (Non USA)
 - GSM 900, 1800 (Non USA)
 - LTE Band 1, 3, 7, 8, 28 (Non USA)
- ② Wi-Fi / BT (Main) Ant (TX & RX)
- ③ Wi-Fi (Sub) Ant (TX & RX)
- ④ Sub Ant 1 (RX)
 - WCDMA Band II, IV, V
 - GSM 850, 1900
 - LTE Band 2, 4, 5, 17
 - WCDMA Band I, VIII (Non USA)
 - GSM 900, 1800 (Non USA)
 - LTE Band 1, 3, 7, 8, 28 (Non USA)
 - GPS
- ⑤ Main Ant 2 (TX & RX)
 - LTE Band 7, 40 (Non USA)
- ⑥ Sub Ant 2 (RX)
 - LTE Band 7, 40 (Non USA)

