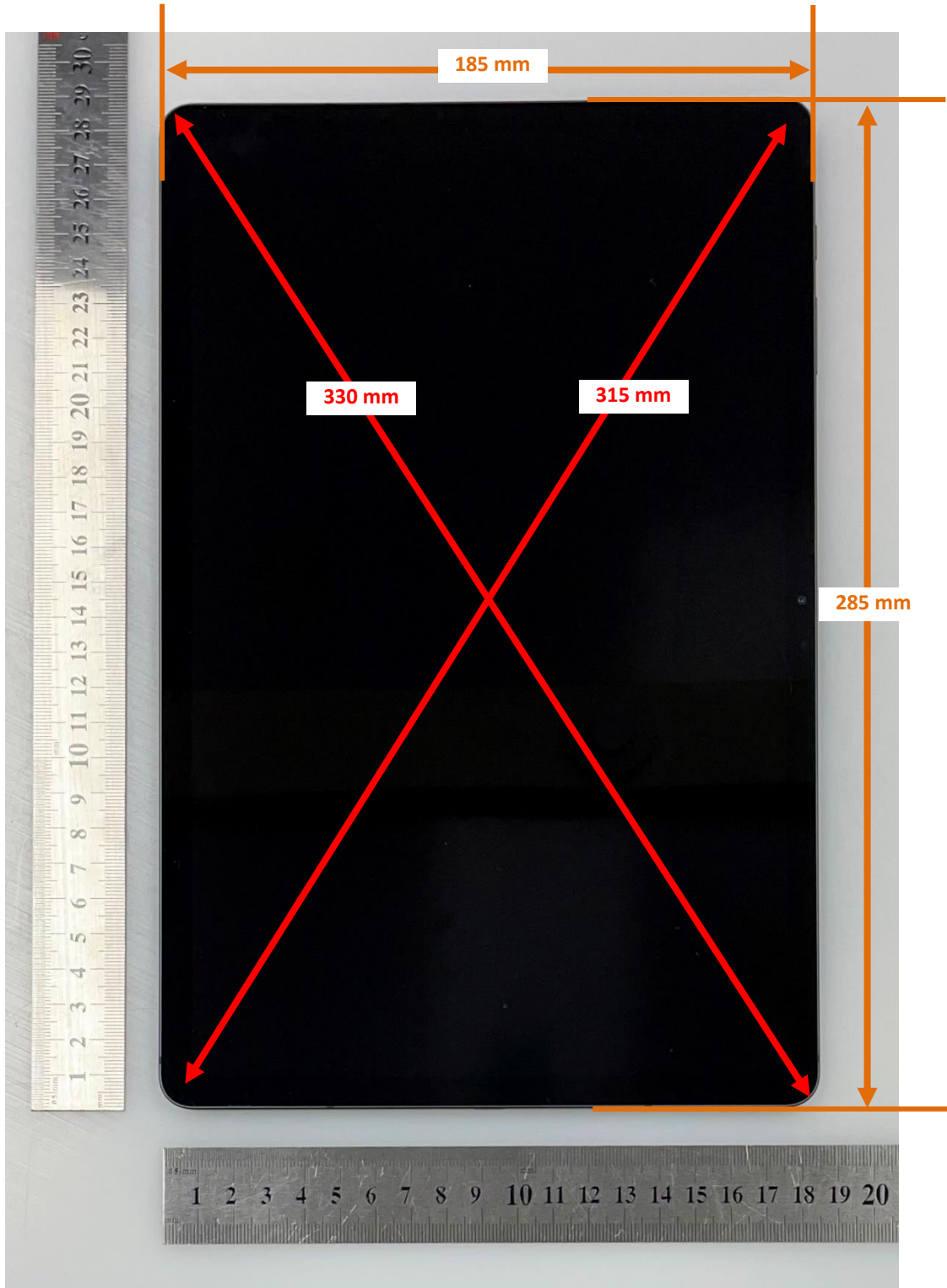


DUT and SAR Set-up Photos

Overall Dimensions



Front View of the DUT



Rear View of the DUT



Front View of the DUT_With ACC




Rear View of the DUT_With ACC



Setup Photos

Handset Vertical and Horizontal Reference Lines


Vertical
Center Line




Horizontal
Line

Standalone Exposure Conditions


Rear (19mm)




Rear (17mm)




Rear (16mm)



Rear (8mm)



Rear (0mm)



Edge 1 (9mm)




Edge 1 (0mm)




Edge 2 (0mm)



Edge 3 (6mm)




Edge 3 (0mm)




Edge 4 (23mm)




Edge 4 (20mm)



Edge 4 (19mm)




Edge 4 (10mm)




Edge 4 (0mm)



Corner A (15mm)



Corner A (0mm)



Corner B (13mm)




Corner B (0mm)




Standalone Exposure Conditions_ With ACC


Rear (0mm)



Edge 1 (0mm)



Edge 3 (0mm)



Edge 4 (0mm)



Antenna Dimensions & Separation Distances

(Antennas and wireless bands were indicated only those applied to SAR test.)

- ① Main 1 Ant. (Tx&Rx)
WCDMA B II, IV, V
LTE B2,4,5,7,12,13,14,
25,26,30,41,66,71
Sub 6 n2, n5, n25, n66,
n71

- ② Main 2 Ant. /
Wi-Fi Ant.1 (Tx&Rx)
Sub 6 n41
2.4 GHz/ 5GHz
BT

- ③ Main 3 Ant. (Tx&Rx)
LTE B48
Sub 6 n77

- ④ Wi-Fi Ant.2 (Tx&Rx)
2.4 GHz /5 GHz

**Edge 3
(Left)**

