

- APPENDIX A. Test Setup Photographs -

<<Conducted Disturbance –Front>>

- Mode 1-4



- Mode 5



<<Conducted Disturbance – Rear >>


- Mode 1-4



- Mode 5



<<Radiated Disturbance for Below 1 GHz –Front>>
- Mode 1-2



- Mode 3




- Mode 4




<<Radiated Disturbance for Below 1 GHz –Rear>>


- Mode 1-2




- Mode 3




- Mode 4




<<Radiated Disturbance for Above 1 GHz –Front>>
- Mode 1-2



- Mode 3




- Mode 4




<<Radiated Disturbance for Above 1 GHz –Rear>>


- Mode 1-2



- Mode 3



- Mode 4



-- End of page --