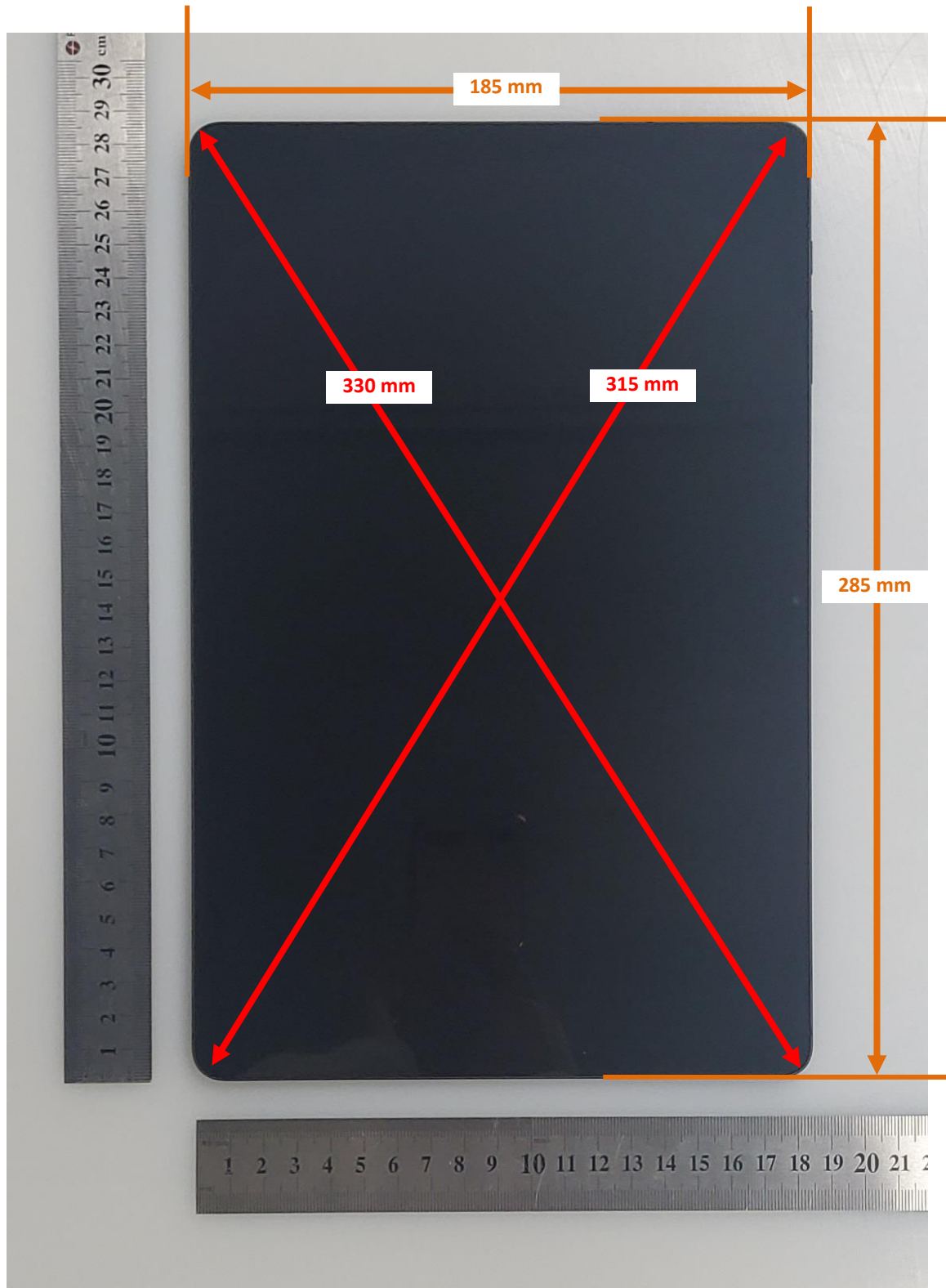


## DUT and SAR Set-up Photos

### Overall Dimensions



Front View of the DUT



Rear View of the DUT



Front View of the DUT\_With ACC




Rear View of the DUT\_With ACC



## Setup Photos

Handset Vertical and Horizontal Reference Lines


Vertical  
Center Line



Horizontal  
Line

## Standalone Exposure Conditions

Rear (17mm)




Rear (16mm)




Rear (19mm)




Rear (0mm)




Edge 1 (23mm)




Edge 1 (20mm)



Edge 1 (19mm)



Edge 1 (0mm)






Edge 2 (9mm)




Edge 2 (0mm)




Edge 3 (0mm)



Edge 4 (6mm)



Edge 4 (0mm)



Corner A (15mm)




Corner A (0mm)



Corner B (13mm)



Corner B (0mm)



## Standalone Exposure Conditions\_ With ACC

Edge 2 (0mm)




Edge 4 (0mm)



Edge 1 (0mm)



Rear (0mm)



## Antenna Dimensions & Separation Distances

(Antennas and wireless bands were indicated only those applied to SAR test.)

- ① Main 1 Ant. (Tx&Rx)  
GSM 850, GSM 1900  
WCDMA BII, IV, V  
LTE B2, 4, 5, 12,  
13,17, 25,26,41,66  
Sub 6 n5
- ② Wi-Fi Ant.1 (Tx&Rx)  
2.4 GHz/ 5GHz  
BT
- ③ Wi-Fi Ant.2 (Tx&Rx)  
2.4 GHz /5 GHZ

