






TEST REPORT

KCTL Inc. 65, Sinwon-ro, Yeongtong-gu, Suwon-si, Gyeonggi-do, 16677, Korea TEL: 82-31-285-0894 FAX: 82-505-299-8311 www.kctl.co.kr	Report No.: KR21-SRF0163 Page (1) of (257)	
1. Client		
<ul style="list-style-type: none"> ◦ Name : Samsung Electronics Co., Ltd. ◦ Address : 129, Samsung-ro, Yeongtong-gu, Suwon-si, Gyeonggi-do, 16677, Rep. of Korea ◦ Date of Receipt : 2021-06-28 		
2. Use of Report : Certification		
3. Name of Product / Model : Tablet PC / SM-T733		
4. Manufacturer / Country of Origin : Samsung Electronics Co., Ltd. / Vietnam		
5. FCC ID : A3LSMT733		
6. IC Certificate No. : 649E-SMT733		
7. Date of Test : 2021-07-05 to 2021-07-28		
8. Location of Test : <input checked="" type="checkbox"/> Permanent Testing Lab <input type="checkbox"/> On Site Testing (Address:65, Sinwon-ro, Yeongtong-gu, Suwon-si, Gyeonggi-do, 16677, Korea)		
9. Test method used : FCC Part 15 Subpart E, 15.407 RSS-247 Issue 2 February 2017 RSS-Gen Issue 5 April 2018		
10. Test Result : Refer to the test result in the test report		
Affirmation	Tested by Name : Taeyoung Kim 	Technical Manager Name : Seungyong Kim 
2021-08-02		
<h2>KCTL Inc.</h2> <p>As a test result of the sample which was submitted from the client, this report does not guarantee the whole product quality. This test report should not be used and copied without a written agreement by KCTL Inc.</p>		

REPORT REVISION HISTORY

Date	Revision	Page No
2021-08-02	Originally issued	-

This report shall not be reproduced except in full, without the written approval of KCTL Inc. This document may be altered or revised by KCTL Inc. personnel only, and shall be noted in the revision section of the document. Any alteration of this document not carried out by KCTL Inc. will constitute fraud and shall nullify the document. This test report is a general report that does not use the KOLAS accreditation mark and is not related to KS Q ISO/IEC 17025 and KOLAS accreditation.

General remarks for test reports

Statement concerning the uncertainty of the measurement systems used for the tests

(may be required by the product standard or client)

Internal procedure used for type testing through which traceability of the measuring uncertainty has been established:

Procedure number, issue date and title:

Calculations leading to the reported values are on file with the testing laboratory that conducted the testing.

Statement not required by the standard or client used for type testing

CONTENTS

1.	General information	4
2.	Device information	4
2.1.	Frequency/channel operations.....	6
2.2.	Simultaneous Tx Condition	6
2.3	Test RU offset for tones in each modes	7
2.4	Band portion of RU allocation about straddle channels	8
2.5.	Duty Cycle Factor	9
3.	Antenna requirement	10
3.1	Antenna information.....	11
3.2	Directional Gain Calculations.....	11
4.	Summary of tests.....	12
5.	Measurement uncertainty	13
6.	Measurement results explanation example	14
7.	Test results	15
7.1.	Maximum conducted output power	15
7.2.	Maximum Power Spectral Density	78
7.3.	26 dB Bandwidth & 99% Bandwidth.....	110
7.4.	6 dB Bandwidth & 99% Bandwidth.....	123
7.5.	Spurious Emission, Band Edge and Restricted bands.....	125
8.	Measurement equipment	257

KCTL Inc.

65, Sinwon-ro, Yeongtong-gu,
Suwon-si, Gyeonggi-do, 16677, Korea
TEL: 82-31-285-0894 FAX: 82-505-299-8311
www.kctl.co.kr

Report No.:
KR21-SRF0163
Page (4) of (257)

KCTL

1. General information

Client : Samsung Electronics Co., Ltd.
Address : 129, Samsung-ro, Yeongtong-gu, Suwon-si, Gyeonggi-do, 16677,
Rep. of Korea
Manufacturer : Samsung Electronics Co., Ltd.
Address : 129, Samsung-ro, Yeongtong-gu, Suwon-si, Gyeonggi-do, 16677,
Rep. of Korea
Factory : Samsung Electronics Vietnam Thai Nguyen Co., Ltd
Address : Yen binh Industrial Park, Dong Tien Ward, Pho Yen Town Thai Nguyen
Province Vietnam
Laboratory : KCTL Inc.
Address : 65, Sinwon-ro, Yeongtong-gu, Suwon-si, Gyeonggi-do, 16677, Korea
Accreditations : FCC Site Designation No: KR0040, FCC Site Registration No: 687132
VCCI Registration No. : R-20080, G-20078, C-20059, T-20056
CAB Identifier: KR0040
ISED Number: 8035A
KOLAS No.: KT231

2. Device information

Equipment under test : Tablet PC
Model : SM-T733
Modulation technique : Bluetooth(BDR/EDR)_GFSK, $\pi/4$ DQPSK, 8DPSK
Bluetooth(BLE)_GFSK
WIFI(802.11a/b/g/n/ac/ax)_DSSS, OFDM, OFDMA
Number of channels : Bluetooth(BDR/EDR)_79 ch / Bluetooth(BLE)_40 ch
802.11b/g/n/ax_HT20/HE20 : 13 ch
UNII-1: 4 ch (20 MHz), 2 ch (40 MHz), 1 ch (80 MHz)
UNII-2A: 4 ch (20 MHz), 2 ch (40 MHz), 1 ch (80 MHz)
UNII-2C: 12 ch (20 MHz), 6 ch (40 MHz), 3 ch (80 MHz)
UNII-3: 5 ch (20 MHz), 2 ch (40 MHz), 1 ch (80 MHz)
Power source : DC 3.86 V
Antenna specification : WIFI/Bluetooth(BDR/EDR/BLE)_Metal Antenna
Antenna gain : WIFI/Bluetooth(BDR/EDR/BLE)_ANT 1: -1.71 dBi, ANT 2: -3.31 dBi
UNII-1 ANT 1: -3.68 dBi, ANT 2: -4.57 dBi
UNII-2A ANT 1: -1.64 dBi, ANT 2: -4.02 dBi
UNII-2C ANT 1: -1.67 dBi, ANT 2: -5.55 dBi
UNII-3 ANT 1: -1.51 dBi, ANT 2: -5.17 dBi

KCTL Inc.

65, Sinwon-ro, Yeongtong-gu,
Suwon-si, Gyeonggi-do, 16677, Korea
TEL: 82-31-285-0894 FAX: 82-505-299-8311
www.kctl.co.kr

Report No.:
KR21-SRF0163
Page (5) of (257)



Frequency range : Bluetooth(BDR/EDR/BLE)_2 402 MHz ~ 2 480 MHz
2 412 MHz ~ 2 472 MHz (802.11b/g/n/ax_HT20/HE20)
UNII-1: 5 180 MHz ~ 5 240 MHz (802.11a/n/ac/ax_HT20/VHT20/HE20)
UNII-1: 5 190 MHz ~ 5 230 MHz (802.11n/ac/ax_HT40/VHT40/HE40)
UNII-1: 5 210 MHz (802.11ac/ax_VHT80/HE80)
UNII-2A: 5 260 MHz ~ 5 320 MHz (802.11a/n/ac/ax_HT20/VHT20/HE20)
UNII-2A: 5 270 MHz ~ 5 310 MHz (802.11n/ac/ax_HT40/VHT40/HE40)
UNII-2A: 5 290 MHz (802.11ac/ax_VHT80/HE80)
UNII-2C: 5 500 MHz ~ 5 720 MHz (802.11a/n/ac/ax_HT20/VHT20/HE20)
UNII-2C: 5 510 MHz ~ 5 710 MHz (802.11n/ac/ax_HT40/VHT40/HE40)
UNII-2C: 5 530 MHz ~ 5 690 MHz (802.11ac/ax_VHT80/HE80)
UNII-3: 5 745 MHz ~ 5 825 MHz (802.11a/n/ac/ax_HT20/VHT20/HE20)
UNII-3: 5 755 MHz ~ 5 795 MHz (802.11n/ac/ax_HT40/VHT40/HE40)
UNII-3: 5 775 MHz (802.11ac/ax_VHT80/HE80)

Software version : T733.001
Hardware version : REV1.0
Test device serial No. : Conducted(55c51ad802257ece, 5432974d5b1c7ece,
5432974d411c7, 55c51ad801257ece)
Radiated(RL32R6001HLL, 5432974d581c7ece)

Operation temperature : 0 °C ~ 50 °C

2.1. Frequency/channel operations

This device contains the following capabilities:

WiFi (802.11a/b/g/n/ac/ax), Bluetooth (BDR/EDR/BLE)

UNII-1

Ch.	Frequency (MHz)
36	5 180
40	5 200
48	5 240

UNII-2A

Ch.	Frequency (MHz)
52	5 260
56	5 280
64	5 320

UNII-2C

Ch.	Frequency (MHz)
100	5 500
120	5 600
140	5 700
144	5 720

UNII-3

Ch.	Frequency (MHz)
149	5 745
157	5 785
165	5 825

Table 2.2-1. 802.11ax HE20 mode

UNII-1

Ch.	Frequency (MHz)
38	5 190
46	5 230

UNII-2A

Ch.	Frequency (MHz)
54	5 270
62	5 310

UNII-2C

Ch.	Frequency (MHz)
102	5 510
118	5 590
134	5 670
142	5 710

UNII-3

Ch.	Frequency (MHz)
151	5 755
159	5 795

Table 2.2-2. 802.11ax HE40 mode

UNII-1

Ch.	Frequency (MHz)
42	5 210

UNII-2A

Ch.	Frequency (MHz)
58	5 290

UNII-2C

Ch.	Frequency (MHz)
106	5 530
122	5 610
138	5 690

UNII-3

Ch.	Frequency (MHz)
155	5 775

Table 2.2-3. 802.11ax HE80 mode

2.2. Simultaneous Tx Condition

Simultaneous Tx condition – Not RSDB

Mode	# of TX	5GHz		2.4GHz Bluetooth	Test Case
		ANT 1	ANT 2		
2.4GHz Bluetooth + 5GHz WLAN (Not RSDB)	2	O	-	O	-
	2	-	O	O	-
	3	O		O	V

KCTL Inc.

65, Sinwon-ro, Yeongtong-gu,
Suwon-si, Gyeonggi-do, 16677, Korea
TEL: 82-31-285-0894 FAX: 82-505-299-8311
www.kctl.co.kr

Report No.:
KR21-SRF0163
Page (7) of (257)



2.3 Test RU offset for tones in each modes

Mode	Tone number in RU	RU offset
HE20	26T	0
		4
		8
	52T	37
		38
		40
	106T	53
		54
242T / SU ^{Note}	61 / -	
HE40	26T	0
		9
		17
	52T	37
		41
		44
	106T	53
		54
		56
	242T	61
		62
	484T / SU ^{Note}	63 / -
HE80	26T	0
		18
		36
	52T	37
		45
		52
	106T	53
		57
		60
	242T	61
		62
		64
	484T	65
		66
	996T / SU ^{Note}	67 / -

Notes.

Full RU (Resource Unit) mode and SU (Single Unit) mode have no difference in physical waveform. This report has been described only SU mode with worst output power.

KCTL Inc.

65, Sinwon-ro, Yeongtong-gu,
Suwon-si, Gyeonggi-do, 16677, Korea
TEL: 82-31-285-0894 FAX: 82-505-299-8311
www.kctl.co.kr

Report No.:
KR21-SRF0163
Page (8) of (257)



2.4 Band portion of RU allocation about straddle channels

Mode	Channel	Tone number in RU	RU offset	Portion
HE20	Straddle 5720 MHz	26T	0	UNII-2C
			4	UNII-2C
			8	UNII-3
		52T	37	UNII-2C
			38	UNII-2C
			40	UNII-3
		106T	53	UNII-2C
54	UNII-2C & UNII-3			
242T / SU	61 / -	UNII-2C & UNII-3		
HE40	Straddle 5710 MHz	26T	0	UNII-2C
			9	UNII-2C
			17	UNII-3
		52T	37	UNII-2C
			41	UNII-2C
			44	UNII-3
		106T	53	UNII-2C
			54	UNII-2C
			56	UNII-2C & UNII-3
		242T	61	UNII-2C
			62	UNII-2C & UNII-3
484T / SU	65 / -	UNII-2C & UNII-3		
HE80	Straddle 5690 MHz	26T	0	UNII-2C
			18	UNII-2C
			36	UNII-3
		52T	37	UNII-2C
			45	UNII-2C
			52	UNII-3
		106T	53	UNII-2C
			57	UNII-2C
			60	UNII-2C & UNII-3
		242T	61	UNII-2C
			62	UNII-2C
			64	UNII-2C & UNII-3
		484T	65	UNII-2C
			66	UNII-2C & UNII-3
		996T / SU	67 / -	UNII-2C & UNII-3

2.5. Duty Cycle Factor

Test mode	ANT	Tone	Period (ms)	T _{on} time (ms)	Duty cycle		Duty cycle factor (dB)	
					(Linear)	(%)		
UNII-1	HE20	SISO	26T	5.092 4	5.042 6	0.990 2	99.02	0.04
			52T	5.085 2	5.033 0	0.989 7	98.97	0.04
			106T	2.782 4	2.730 2	0.981 2	98.12	0.08
			SU	5.463 6	5.391 2	0.986 7	98.67	0.06
	HE20	MIMO	26T	2.619 0	2.583 0	0.986 3	98.63	0.06
			52T	2.609 4	2.575 8	0.987 1	98.71	0.06
			106T	1.446 2	1.423 8	0.984 5	98.45	0.07
			SU	5.464 4	5.411 4	0.990 3	99.03	0.04
	HE40	SISO	26T	5.092 4	5.028 2	0.987 4	98.74	0.06
			52T	5.085 2	5.009 0	0.985 0	98.50	0.07
			106T	2.769 8	2.730 2	0.985 7	98.57	0.06
			242T	1.263 5	1.245 0	0.985 4	98.54	0.06
			SU	5.486 2	5.376 8	0.980 1	98.01	0.09
	HE40	MIMO	26T	2.592 0	2.552 4	0.984 7	98.47	0.07
			52T	2.605 2	2.560 8	0.983 0	98.30	0.07
			106T	1.443 0	1.419 0	0.983 4	98.34	0.07
			242T	0.692 3	0.674 0	0.973 6	97.36	0.12
			SU	5.456 8	5.381 8	0.986 3	98.63	0.06
	HE80	SISO	26T	5.107 4	5.022 2	0.983 3	98.33	0.07
			52T	5.093 0	5.007 8	0.983 3	98.33	0.07
			106T	2.783 0	2.729 0	0.980 6	98.06	0.09
			242T	1.252 4	1.227 8	0.980 4	98.04	0.09
			484T	0.676 1	0.658 7	0.974 3	97.43	0.11
			SU	5.467 7	5.370 0	0.982 1	98.21	0.08
HE80	MIMO	26T	2.605 7	2.557 1	0.981 3	98.13	0.08	
		52T	2.600 9	2.551 1	0.980 9	98.09	0.08	
		106T	1.444 1	1.408 7	0.975 5	97.55	0.11	
		242T	0.697 4	0.672 8	0.964 7	96.47	0.16	
		484T	0.400 2	0.382 0	0.954 5	95.45	0.20	
		SU	5.451 6	5.382 2	0.987 3	98.73	0.06	

Notes.

1. Duty cycle (Linear) = T_{on} time / Period
2. DCF(Duty cycle factor) = 10log(1/duty cycle)
3. DCF is not compensated to average result if duty cycle is more than 98%
4. Please refer to Appendix A for plots,

KCTL Inc.

65, Sinwon-ro, Yeongtong-gu,
Suwon-si, Gyeonggi-do, 16677, Korea
TEL: 82-31-285-0894 FAX: 82-505-299-8311
www.kctl.co.kr

Report No.:
KR21-SRF0163
Page (10) of (257)



3. Antenna requirement

Requirement of FCC part section 15.203

An intentional radiator shall be designed to ensure that no antenna other than that furnished by the responsible party shall be used with the device. The use of a permanently attached antenna or of an antenna that uses a unique coupling to the intentional radiator shall be considered sufficient to comply with the provisions of this section.

Requirement of RSS-Gen Section 6.8:

The applicant for equipment certification shall provide a list of all antenna types that may be used with the transmitter, where applicable (i.e. for transmitters with detachable antenna), indicating the maximum permissible antenna gain (in dBi) and the required impedance for each antenna. The test report shall demonstrate the compliance of the transmitter with the limit for maximum equivalent isotropically radiated power (e.i.r.p.) specified in the applicable RSS, when the transmitter is equipped with any antenna type, selected from this list.

For expediting the testing, measurements may be performed using only the antenna with highest gain of each combination of transmitter and antenna type, with the transmitter output power set at the maximum level. However, the transmitter shall comply with the applicable requirements under all operational conditions and when in combination with any type of antenna from the list provided in the test report (and in the notice to be included in the user manual, provided below).

When measurements at the antenna port are used to determine the RF output power, the effective gain of the device's antenna shall be stated, based on a measurement or on data from the antenna's manufacturer.

The test report shall state the RF power, output power setting and spurious emission measurements with each antenna type that is used with the transmitter being tested.

Immediately following the above notice, the manufacturer shall provide a list of all antenna types which can be used with the transmitter, indicating the maximum permissible antenna gain (in dBi) and the required impedance for each antenna type.

- The transmitter has permanently attached Metal Antenna (Internal antenna) on board.
- The E.U.T Complies with the requirement of §15.203, §15.247, §15.407.

KCTL Inc.

65, Sinwon-ro, Yeongtong-gu,
Suwon-si, Gyeonggi-do, 16677, Korea
TEL: 82-31-285-0894 FAX: 82-505-299-8311
www.kctl.co.kr

Report No.:
KR21-SRF0163
Page (11) of (257)



3.1 Antenna information

Mode	SISO		CDD	MIMO
	ANT 1	ANT 2	ANT 1 + 2	ANT 1 + 2
802.11ax HE20	√	√	√	√
802.11ax HE40	√	√	√	√
802.11ax HE80	√	√	√	√

√ = Support, × = Not support

3.2 Directional Gain Calculations

According to clause F), 2), d), (i) of KDB 662911 D01 Multiple Transmitter Output, Directional gain may be calculated by using the formulas as below.

3.2.1. Directional Antenna Gain

Band	ANT 1 Gain (dBi)	ANT 2 Gain (dBi)	Directional Gain (dBi)
UNII 1	-3.68	-4.57	-1.10
UNII 2A	-1.64	-4.02	0.26
UNII 2C	-1.67	-5.55	-0.38
UNII 3	-1.51	-5.17	-0.14

Note.

Unequal antenna gains, with equal transmit powers. For antenna gains given by G_1, G_2, \dots, G_N dBi
Directional gain = $10 \log[(10^{G_1/20} + 10^{G_2/20} + \dots + 10^{G_N/20})^2 / N_{ANT}]$ dBi

4. Summary of tests

FCC Part section(s)	IC Rule Reference	Parameter	Test Condition	Test results
15.407(a)	RSS-247 Issue 2, 6.2	Maximum conducted output power	Conducted	Pass
15.407(a)	RSS-247 Issue 2, 6.2	Maximum power spectral density		Pass
15.407(a)	RSS-Gen Issue 5, 6.7	26 dB Channel Bandwidth		Pass
15.407(e)	RSS-247 Issue 2, 6.2.4	6 dB Channel Bandwidth		Pass
-	RSS-Gen Issue 5, 6.7	Occupied Bandwidth		Pass
15.207(a)	RSS-Gen Issue 5, 8.8	AC Conducted Emissions		Pass
15.407(b), 15.205(a), 15.209(a)	RSS-Gen Issue 5, 8.9, 8.10 RSS-247 Issue 2, 6.2,	Spurious emission	Radiated	Pass
		Band-edge, restricted band		Pass

Notes.

- All modes of operation and data rates were investigated. The test results shown in the following sections represent the worst case emissions.
- For AC Conducted emission, please refer to test report #KR21-SRF0159_04072_Samsung Electronics_SM-T733_WiFi(P15.407).
- According to exploratory test no any obvious emission were detected from 9 kHz to 30 MHz. Although these tests were performed other than open field site, adequate comparison measurements were confirmed against 30 m open field site. Therefore sufficient tests were made to demonstrate that the alternative site produces results that correlate with the ones of tests made in an open field based on KDB 414788.
- The fundamental of the EUT was investigated in three orthogonal orientations X, Y and Z. It was determined that **X** orientation was worst-case orientation. Therefore, all final radiated testing was performed with the EUT in **X** orientation.
- All the radiated tests have been performed several case.
(Stand alone, with accessories (S-pen, keyboard cover, TA etc.))
Worst case: stand alone
- The test procedure(s) in this report were performed in accordance as following.
 - ANSI C63.10-2013
 - KDB 662911 D01 v02r01
 - KDB 789033 D02 v02r01
- Based on the baseline scan, the worst-case data rates were:
802.11ax HE20 mode: MCS0
802.11ax HE40 mode: MCS0
802.11ax HE80 mode: MCS0

5. Measurement uncertainty

The measurement uncertainties shown below were calculated in accordance with the requirements of ANSI C63.10-2013.

All measurement uncertainty values are shown with a coverage factor of $k=2$ to indicated a 95 % level of confidence. The measurement data shown herein meets or exceeds the U_{CISPR} measurement uncertainty values specified in CISPR 16-4-2 and thus, can be compared directly to specified limits to determine compliance.

Parameter	Expanded uncertainty (\pm)	
Conducted RF power	0.9 dB	
Conducted spurious emissions	1.6 dB	
Radiated spurious emissions	9 kHz ~ 30 MHz	2.3 dB
	30 MHz ~ 1 000 MHz	2.2 dB
	Above 1 GHz	5.6 dB
Conducted emissions	9 kHz ~ 150 kHz	3.7 dB
	150 kHz ~ 30 MHz	3.3 dB

KCTL Inc.

65, Sinwon-ro, Yeongtong-gu,
Suwon-si, Gyeonggi-do, 16677, Korea
TEL: 82-31-285-0894 FAX: 82-505-299-8311
www.kctl.co.kr

Report No.:
KR21-SRF0163
Page (14) of (257)



6. Measurement results explanation example

The offset level is set in the spectrum analyzer to compensate the RF cable loss factor between EUT conducted output port and spectrum analyzer.

With the offset compensation, the spectrum analyzer reading level is exactly the EUT RF output level.

Frequency (MHz)	Factor(dB)	Frequency (MHz)	Factor(dB)
30	9.40	9 000	12.80
50	9.92	10 000	13.11
100	10.13	11 000	12.65
200	10.27	12 000	12.97
300	10.37	13 000	13.99
400	10.47	14 000	14.09
500	10.55	15 000	13.48
600	10.60	16 000	14.08
700	10.67	17 000	13.46
800	10.72	18 000	14.12
900	10.78	19 000	14.52
1 000	10.82	20 000	14.77
2 000	11.23	21 000	14.88
3 000	11.59	22 000	15.20
4 000	11.93	23 000	15.11
5 000	12.76	24 000	15.29
6 000	13.12	25 000	15.01
7 000	12.54	26 000	15.00
8 000	12.41	26 500	14.99

Notes:

Offset(dB) = RF cable loss(dB) + Attenuator(dB)

KCTL Inc.

65, Sinwon-ro, Yeongtong-gu,
Suwon-si, Gyeonggi-do, 16677, Korea
TEL: 82-31-285-0894 FAX: 82-505-299-8311
www.kctl.co.kr

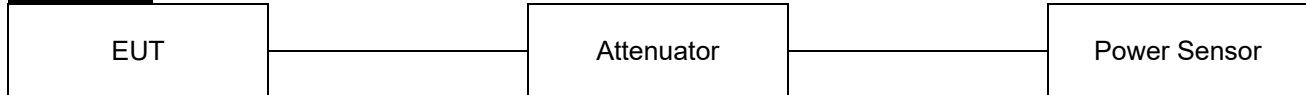
Report No.:
KR21-SRF0163
Page (15) of (257)

KCTL

7. Test results

7.1. Maximum conducted output power

Test setup



Limit

According to §15.407(a), RSS-247(6.2)

FCC

Band	EUT category	Conducted output power limit
UNII-1	Outdoor access point	1 W (30 dBm)
	Indoor access point	
	Fixed point-to-point access point	
	√ Client device	250 mW (23.98 dBm)
UNII-2A	√	250 mW or 11 dBm + 10logB ¹⁾
UNII-2C	√	250 mW or 11 dBm + 10logB ¹⁾
UNII-3	√	1 W (30 dBm)

IC

Band	Maximum e.i.r.p. limit
UNII-1	200 mW or 10 + 10 logB ²⁾ , dBm
UNII-2A	1 W or 17 dBm + 10logB ²⁾
UNII-2C	1 W or 17 dBm + 10logB ²⁾
UNII-3	1 W (30 dBm)

Note:

- 1) Conducted output power limit B is the 26 dB emission bandwidth.
- 2) Maximum e.i.r.p. limit B is the 99% emission bandwidth.

Test procedure

ANSI C63.10-2013-Section 12.3.3.2 and 14.2
KDB 789033 D02 v02r01 - Section E.2.d) or e)
KDB 662911 D01 v02r01 - Section E).1)

Test settings**◆ KDB 789033 D02 v02r01****Section E.2.d)****Method SA-2 (trace averaging across on and off times of the EUT transmissions, followed by duty cycle correction):**

- (i) Measure the duty cycle, x , of the transmitter output signal as described in II.B..
- (ii) Set span to encompass the EBW (or, alternatively, the entire 99% occupied bandwidth) of the signal.
- (iii) Set RBW = 1 MHz
- (iv) Set RBW \geq 3 MHz
- (v) Number of points in sweep $\geq 2 \times \text{span}/\text{RBW}$. (This ensures that bin-to-bin spacing is $\leq \text{RBW}/2$, so that narrowband signals are not lost between frequency bins.)
- (vi) Sweep time = auto.
- (vii) Detector = power averaging (rms), if available. Otherwise use sample detector mode.
- (viii) Do not use sweep triggering. Allow the sweep to "free run."
- (ix) Trace average at least 100 traces in power averaging (rms) mode; however, the number of traces to be averaged shall be increased above 100 as needed to ensure that the average accurately represents the true average over the on and off periods of the transmitter.
- (x) Compute power by integrating the spectrum across the EBW (or, alternatively, the entire 99% occupied bandwidth) of the signal using the instrument's band power measurement function with band limits set equal to the EBW (or occupied bandwidth) band edges. If the instrument does not have a band power function, sum the spectrum levels (in power units) at 1 MHz intervals extending across the EBW (or, alternatively, the entire 99% occupied bandwidth) of the signal.
- (xi) Add $10 \log(1/x)$, where x is the duty cycle, to the measured power in order to compute the average power during the actual transmission times (because the measurement represents an average over both the on and off times of the transmission). For example, add $10 \log(1/0,25) = 6$ dB if the duty cycle is 25%.

Section E.2.e)**Method SA-2 Alternative (power averaging(rms) detection with slow sweep with each spectrum bin averaging across on and off times of the EUT transmissions, followed by duty cycle correction):**

- (i) Measure the duty cycle, x , of the transmitter output signal as described in II.B..
- (ii) Set span to encompass the EBW (or, alternatively, the entire 99% occupied bandwidth) of the signal.
- (iii) Set RBW = 1 MHz
- (iv) Set RBW \geq 3 MHz
- (v) Number of points in sweep $\geq 2 \times \text{span}/\text{RBW}$. (This ensures that bin-to-bin spacing is $\leq \text{RBW}/2$, so that narrowband signals are not lost between frequency bins.)
- (vi) Manually set sweep time $\geq 10 \times (\text{number of points in sweep}) \times (\text{total on/off period of the transmitted signal})$.
- (vii) Set detector = power averaging (rms)
- (viii) Perform a single sweep.
- (ix) Compute power by integrating the spectrum across the EBW (or, alternatively, the entire 99% occupied bandwidth) of the signal using the instrument's band power measurement function with band limits set equal to the EBW (or occupied bandwidth) band edges. If the instrument does not have a band power function, sum the spectrum levels (in power

units) at 1 MHz intervals extending across the EBW (or, alternatively, the entire 99% occupied bandwidth) of the spectrum.

- (x) Add $10 \log(1/x)$, where x is the duty cycle, to the measured power in order to compute the average power during the actual transmission times (because the measurement represents an average over both the on and off times of the transmission). For example, add $10 \log(1/0.25) = 6$ dB if the duty cycle is 25%.

Section E.3.a)

Method PM (Measurement using an RF average power meter):

- (xi) Measurements may be performed using a wideband RF power meter with a thermocouple detector or equivalent if all of the conditions listed below are satisfied.
- The EUT is configured to transmit continuously or to transmit with a constant duty cycle.
 - At all times when the EUT is transmitting, it must be transmitting at its maximum power control level.
 - The integration period of the power meter exceeds the repetition period of the transmitted signal by at least a factor of five
- (xii) If the transmitter does not transmit continuously, measure the duty cycle, x , of the transmitter output signal as described in II
- (xiii) Measure the average power of the transmitter. This measurement is an average over both the on and off periods of the transmitter.
- (xiv) Adjust the measurement in dBm by adding $10 \log(1/x)$ where x is the duty cycle (e.g., $10 \log(1/0.25)$ if the duty cycle is 25%).

Section E.3.b)

Method PM-G (Measurement using a gated RF average power meter):

Measurements may be performed using a wideband gated RF power meter provided that the gate parameters are adjusted such that the power is measured only when the EUT is transmitting at its maximum power control level. Since the measurement is made only during the ON time of the transmitter, no duty cycle correction factor is required.

KCTL Inc.

65, Sinwon-ro, Yeongtong-gu,
Suwon-si, Gyeonggi-do, 16677, Korea
TEL: 82-31-285-0894 FAX: 82-505-299-8311
www.kctl.co.kr

Report No.:
KR21-SRF0163
Page (18) of (257)

**Test results**
**802.11ax HE20 SISO in the UNII-1 band
Conducted Output Power**

Channel	Frequency (MHz)	Tones	RU offset	Measured power ANT 1 (dBm)	Measured power ANT 2 (dBm)	DCF (dB)	Conducted output power ANT 1 (dBm)	Conducted output power ANT 2 (dBm)	Conducted Power Limit (dBm)
							Average	Average	
Low	5 180	26T	0	10.21	10.23	-	10.21	10.23	23.98
			4	9.78	9.78	-	9.78	9.78	23.98
			8	10.28	10.21	-	10.28	10.21	23.98
		52T	37	10.06	10.06	-	10.06	10.06	23.98
			38	9.86	9.86	-	9.86	9.86	23.98
			40	10.12	10.08	-	10.12	10.08	23.98
		106T	53	10.08	10.09	-	10.08	10.09	23.98
			54	10.11	10.07	-	10.11	10.07	23.98
		242T	61	10.02	10.02	-	10.02	10.02	23.98
		SU	-	10.16	10.34	-	10.16	10.34	23.98
Mid	5 200	26T	0	10.20	10.22	-	10.20	10.22	23.98
			4	9.77	9.78	-	9.77	9.78	23.98
			8	10.24	10.26	-	10.24	10.26	23.98
		52T	37	10.04	10.07	-	10.04	10.07	23.98
			38	9.85	9.86	-	9.85	9.86	23.98
			40	10.11	10.11	-	10.11	10.11	23.98
		106T	53	10.06	10.08	-	10.06	10.08	23.98
			54	10.10	10.09	-	10.10	10.09	23.98
		242T	61	9.99	10.03	-	9.99	10.03	23.98
		SU	-	10.13	10.37	-	10.13	10.37	23.98
High	5 240	26T	0	10.30	10.59	-	10.30	10.59	23.98
			4	9.87	10.17	-	9.87	10.17	23.98
			8	10.33	10.64	-	10.33	10.64	23.98
		52T	37	10.16	10.43	-	10.16	10.43	23.98
			38	9.95	10.22	-	9.95	10.22	23.98
			40	10.17	10.49	-	10.17	10.49	23.98
		106T	53	10.17	10.43	-	10.17	10.43	23.98
			54	10.18	10.48	-	10.18	10.48	23.98
		242T	61	10.11	10.39	-	10.11	10.39	23.98
		SU	-	10.12	10.54	-	10.12	10.54	23.98

Notes:

1. Conducted out power(dB m) = Measured power (dB m) + DCF(dB)

KCTL Inc.

65, Sinwon-ro, Yeongtong-gu,
Suwon-si, Gyeonggi-do, 16677, Korea
TEL: 82-31-285-0894 FAX: 82-505-299-8311
www.kctl.co.kr

Report No.:
KR21-SRF0163
Page (19) of (257)

**e.i.r.p.**

Channel	Frequency (MHz)	Tones	RU offset	Conducted output ANT 1 (dBm)	Conducted output ANT 2 (dBm)	ANT gain (dBi)		MAX e.i.r.p (dBm) ANT 1	MAX e.i.r.p (dBm) ANT 2	MAX e.i.r.p Limit (dBm)				
						ANT 1	ANT 2							
Low	5 180	26T	0	10.21	10.23	-3.68	-4.57	6.53	5.66	22.64				
			4	9.78	9.78			6.10	5.21	22.39				
			8	10.28	10.21			6.60	5.64	22.73				
		52T	37	10.06	10.06			6.38	5.49	22.62				
			38	9.86	9.86			6.18	5.29	22.33				
			40	10.12	10.08			6.44	5.51	22.64				
		106T	53	10.08	10.09			6.40	5.52	22.63				
			54	10.11	10.07			6.43	5.50	22.63				
		242T	61	10.02	10.02			6.34	5.45	22.77				
		SU	-	10.16	10.34			6.48	5.77	22.77				
		Mid	5 200	26T	0			10.20	10.22	-3.68	-4.57	6.52	5.65	22.69
					4			9.77	9.78			6.09	5.21	22.38
8	10.24				10.26	6.56	5.69	22.69						
52T	37			10.04	10.07	6.36	5.50	22.66						
	38			9.85	9.86	6.17	5.29	22.36						
	40			10.11	10.11	6.43	5.54	22.61						
106T	53			10.06	10.08	6.38	5.51	22.66						
	54			10.10	10.09	6.42	5.52	22.63						
242T	61			9.99	10.03	6.31	5.46	22.78						
SU	-			10.13	10.37	6.45	5.80	22.78						
High	5 240			26T	0	10.30	10.59	-3.68	-4.57			6.62	6.02	22.66
					4	9.87	10.17					6.19	5.60	22.36
		8	10.33		10.64	6.65	6.07			22.70				
		52T	37	10.16	10.43	6.48	5.86			22.66				
			38	9.95	10.22	6.27	5.65			22.38				
			40	10.17	10.49	6.49	5.92			22.61				
		106T	53	10.17	10.43	6.49	5.86			22.66				
			54	10.18	10.48	6.50	5.91			22.62				
		242T	61	10.11	10.39	6.43	5.82			22.78				
		SU	-	10.12	10.54	6.44	5.97			22.78				

Notes:

1. e.i.r.p. Calculation: e.i.r.p. (dBm) = Conducted output power (dBm) + Antenna gain (dBi)
2. The max e.i.r.p. limit has reported Ant1 or Ant2, whichever is less

KCTL Inc.

65, Sinwon-ro, Yeongtong-gu,
Suwon-si, Gyeonggi-do, 16677, Korea
TEL: 82-31-285-0894 FAX: 82-505-299-8311
www.kctl.co.kr

Report No.:
KR21-SRF0163
Page (20) of (257)



802.11ax HE40 SISO in the UNII-1 band
Conducted Output Power

Channel	Frequency (MHz)	Tones	RU offset	Measured power ANT 1 (dBm)	Measured power ANT 2 (dBm)	DCF (dB)	Conducted output power ANT 1 (dBm)	Conducted output power ANT 2 (dBm)	Conducted Power Limit (dBm)
							Average	Average	
Low	5 190	26T	0	10.17	10.18	-	10.17	10.18	23.98
			9	10.02	9.96	-	10.02	9.96	23.98
			17	10.25	10.22	-	10.25	10.22	23.98
		52T	37	10.18	10.24	-	10.18	10.24	23.98
			41	10.10	10.10	-	10.10	10.10	23.98
			44	10.33	10.27	-	10.33	10.27	23.98
		106T	53	10.29	10.24	-	10.29	10.24	23.98
			54	10.13	10.11	-	10.13	10.11	23.98
			56	10.28	10.28	-	10.28	10.28	23.98
		242T	61	10.05	10.09	-	10.05	10.09	23.98
			62	10.18	10.07	-	10.18	10.07	23.98
		484T	65	10.01	9.97	-	10.01	9.97	23.98
		SU	-	10.32	10.47	-	10.32	10.47	23.98
		High	5 230	26T	0	10.19	10.43	-	10.19
9	10.00				10.28	-	10.00	10.28	23.98
17	10.26				10.57	-	10.26	10.57	23.98
52T	37			10.29	10.45	-	10.29	10.45	23.98
	41			10.13	10.38	-	10.13	10.38	23.98
	44			10.34	10.61	-	10.34	10.61	23.98
106T	53			10.24	10.48	-	10.24	10.48	23.98
	54			10.14	10.37	-	10.14	10.37	23.98
	56			10.31	10.59	-	10.31	10.59	23.98
242T	61			10.10	10.33	-	10.10	10.33	23.98
	62			10.13	10.40	-	10.13	10.40	23.98
484T	65			10.03	10.30	-	10.03	10.30	23.98
SU	-			10.25	10.69	-	10.25	10.69	23.98

Notes:

1. Conducted out power(dB m) = Measured power (dB m) + DCF(dB)

KCTL Inc.

65, Sinwon-ro, Yeongtong-gu,
Suwon-si, Gyeonggi-do, 16677, Korea
TEL: 82-31-285-0894 FAX: 82-505-299-8311
www.kctl.co.kr

Report No.:
KR21-SRF0163
Page (21) of (257)

**e.i.r.p.**

Channel	Frequency (MHz)	Tones	RU offset	Conducted output ANT 1 (dBm)	Conducted output ANT 2 (dBm)	ANT gain (dBi)		MAX e.i.r.p (dBm) ANT 1	MAX e.i.r.p (dBm) ANT 2	MAX e.i.r.p Limit (dBm)				
						ANT 1	ANT 2							
Low	5 190	26T	0	10.17	10.18	-3.68	-4.57	6.49	5.61	23.01				
			9	10.02	9.96			6.34	5.39	23.01				
			17	10.25	10.22			6.57	5.65	23.01				
		52T	37	10.18	10.24			6.50	5.67	23.01				
			41	10.10	10.10			6.42	5.53	23.01				
			44	10.33	10.27			6.65	5.70	23.01				
		106T	53	10.29	10.24			6.61	5.67	23.01				
			54	10.13	10.11			6.45	5.54	23.01				
			56	10.28	10.28			6.60	5.71	23.01				
		242T	61	10.05	10.09			6.37	5.52	23.01				
			62	10.18	10.07			6.50	5.50	23.01				
		484T	65	10.01	9.97			6.33	5.40	23.01				
		SU	-	10.32	10.47			6.64	5.90	23.01				
		High	5 230	26T	0			10.19	10.43	-3.68	-4.57	6.51	5.86	23.01
					9			10.00	10.28			6.32	5.71	23.01
17	10.26				10.57	6.58	6.00	23.01						
52T	37			10.29	10.45	6.61	5.88	23.01						
	41			10.13	10.38	6.45	5.81	23.01						
	44			10.34	10.61	6.66	6.04	23.01						
106T	53			10.24	10.48	6.56	5.91	23.01						
	54			10.14	10.37	6.46	5.80	23.01						
	56			10.31	10.59	6.63	6.02	23.01						
242T	61			10.10	10.33	6.42	5.76	23.01						
	62			10.13	10.40	6.45	5.83	23.01						
484T	65			10.03	10.30	6.35	5.73	23.01						
SU	-			10.25	10.69	6.57	6.12	23.01						

Notes:

1. e.i.r.p. Calculation: e.i.r.p. (dBm) = Conducted output power (dBm) + Antenna gain (dBi)
2. The max e.i.r.p. limit has reported Ant1 or Ant2, whichever is less

KCTL Inc.

65, Sinwon-ro, Yeongtong-gu,
Suwon-si, Gyeonggi-do, 16677, Korea
TEL: 82-31-285-0894 FAX: 82-505-299-8311
www.kctl.co.kr

Report No.:
KR21-SRF0163
Page (22) of (257)



802.11ax HE80 SISO in the UNII-1 band
Conducted Output Power

Channel	Frequency (MHz)	Tones	RU offset	Measured power ANT 1 (dBm)	Measured power ANT 2 (dBm)	DCF (dB)	Conducted output power ANT 1 (dBm)	Conducted output power ANT 2 (dBm)	Conducted Power Limit (dBm)
							Average	Average	
Low	5 210	26T	0	10.65	10.34	-	10.65	10.34	23.98
			18	10.61	10.23	-	10.61	10.23	23.98
			36	10.78	10.52	-	10.78	10.52	23.98
		52T	37	10.63	10.33	-	10.63	10.33	23.98
			45	10.58	10.28	-	10.58	10.28	23.98
			52	10.78	10.49	-	10.78	10.49	23.98
		106T	53	10.60	10.30	-	10.60	10.30	23.98
			57	10.62	10.26	-	10.62	10.26	23.98
			60	10.63	10.45	-	10.63	10.45	23.98
		242T	61	10.42	10.24	-	10.42	10.24	23.98
			62	10.46	10.20	-	10.46	10.20	23.98
			64	10.61	10.38	-	10.61	10.38	23.98
		484T	65	10.34	10.07	0.11	10.45	10.18	23.98
			66	10.37	10.16	0.11	10.48	10.27	23.98
		996T	67	10.09	9.82	-	10.09	9.82	23.98
		SU	-	10.13	10.43	-	10.13	10.43	23.98

Notes:

1. Conducted out power(dB m) = Measured power (dB m) + DCF(dB)

KCTL Inc.

65, Sinwon-ro, Yeongtong-gu,
Suwon-si, Gyeonggi-do, 16677, Korea
TEL: 82-31-285-0894 FAX: 82-505-299-8311
www.kctl.co.kr

Report No.:
KR21-SRF0163
Page (23) of (257)

**e.i.r.p.**

Channel	Frequency (MHz)	Tones	RU offset	Conducted output ANT 1 (dBm)	Conducted output ANT 2 (dBm)	ANT gain (dBi)		MAX e.i.r.p (dBm)	MAX e.i.r.p (dBm)	MAX e.i.r.p Limit (dBm)
						ANT 1	ANT 2	ANT 1	ANT 2	
Low	5 210	26T	0	10.65	10.34	-3.68	-4.57	6.97	5.77	23.01
			18	10.61	10.23			6.93	5.66	23.01
			36	10.78	10.52			7.10	5.95	23.01
		52T	37	10.63	10.33			6.95	5.76	23.01
			45	10.58	10.28			6.90	5.71	23.01
			52	10.78	10.49			7.10	5.92	23.01
		106T	53	10.60	10.30			6.92	5.73	23.01
			57	10.62	10.26			6.94	5.69	23.01
			60	10.63	10.45			6.95	5.88	23.01
		242T	61	10.42	10.24			6.74	5.67	23.01
			62	10.46	10.20			6.78	5.63	23.01
			64	10.61	10.38			6.93	5.81	23.01
		484T	65	10.45	10.18			6.77	5.61	23.01
			66	10.48	10.27			6.80	5.70	23.01
		996T	67	10.09	9.82			6.41	5.25	23.01
		SU	-	10.13	10.43			6.45	5.86	23.01

Notes:

1. e.i.r.p. Calculation: e.i.r.p. (dBm) = Conducted output power (dBm) + Antenna gain (dBi)
2. The max e.i.r.p. limit has reported Ant1 or Ant2, whichever is less

KCTL Inc.

65, Sinwon-ro, Yeongtong-gu,
Suwon-si, Gyeonggi-do, 16677, Korea
TEL: 82-31-285-0894 FAX: 82-505-299-8311
www.kctl.co.kr

Report No.:
KR21-SRF0163
Page (24) of (257)



802.11ax HE20 SISO in the UNII-2A band
Conducted Output Power

Channel	Frequency (MHz)	Tones	RU offset	Measured power ANT 1 (dBm)	Measured power ANT 2 (dBm)	DCF (dB)	Conducted output power ANT 1 (dBm)	Conducted output power ANT 2 (dBm)	Conducted Power Limit (dBm)
							Average	Average	
Low	5 260	26T	0	10.50	10.81	-	10.50	10.81	23.98
			4	10.05	10.42	-	10.05	10.42	23.77
			8	10.49	10.89	-	10.49	10.89	23.98
		52T	37	10.34	10.67	-	10.34	10.67	23.98
			38	10.14	10.48	-	10.14	10.48	23.82
			40	10.37	10.76	-	10.37	10.76	23.98
		106T	53	10.37	10.68	-	10.37	10.68	23.98
			54	10.36	10.75	-	10.36	10.75	23.98
		242T	61	10.31	10.65	-	10.31	10.65	23.98
		SU	-	10.37	10.73	-	10.37	10.73	23.98
Mid	5 280	26T	0	10.46	10.79	-	10.46	10.79	23.98
			4	10.00	10.41	-	10.00	10.41	23.73
			8	10.45	10.83	-	10.45	10.83	23.98
		52T	37	10.31	10.69	-	10.31	10.69	23.98
			38	10.10	10.47	-	10.10	10.47	23.82
			40	10.32	10.80	-	10.32	10.80	23.98
		106T	53	10.30	10.71	-	10.30	10.71	23.98
			54	10.31	10.76	-	10.31	10.76	23.98
		242T	61	10.24	10.68	-	10.24	10.68	23.98
		SU	-	10.38	10.74	-	10.38	10.74	23.98
High	5 320	26T	0	10.01	10.50	-	10.01	10.50	23.98
			4	9.57	10.11	-	9.57	10.11	23.75
			8	9.93	10.62	-	9.93	10.62	23.98
		52T	37	9.79	10.34	-	9.79	10.34	23.98
			38	9.69	10.16	-	9.69	10.16	23.76
			40	9.85	10.47	-	9.85	10.47	23.98
		106T	53	9.88	10.38	-	9.88	10.38	23.98
			54	9.86	10.45	-	9.86	10.45	23.98
		242T	61	9.76	10.34	-	9.76	10.34	23.98
		SU	-	10.05	10.41	-	10.05	10.41	23.98

Notes:

1. Conducted out power(dB m) = Measured power (dB m) + DCF(dB)

KCTL Inc.

65, Sinwon-ro, Yeongtong-gu,
Suwon-si, Gyeonggi-do, 16677, Korea
TEL: 82-31-285-0894 FAX: 82-505-299-8311
www.kctl.co.kr

Report No.:
KR21-SRF0163
Page (25) of (257)

**e.i.r.p.**

Channel	Frequency (MHz)	Tones	RU offset	Conducted output ANT 1 (dBm)	Conducted output ANT 2 (dBm)	ANT gain (dBi)		MAX e.i.r.p (dBm)	MAX e.i.r.p (dBm)	MAX e.i.r.p Limit (dBm)		
						ANT 1	ANT 2	ANT 1	ANT 2			
Low	5 260	26T	0	10.50	10.81	-1.64	-4.02	8.86	6.79	29.70		
			4	10.05	10.42			8.41	6.40	29.33		
			8	10.49	10.89			8.85	6.87	29.69		
		52T	37	10.34	10.67			8.70	6.65	29.64		
			38	10.14	10.48			8.50	6.46	29.38		
			40	10.37	10.76			8.73	6.74	29.62		
		106T	53	10.37	10.68			8.73	6.66	29.66		
			54	10.36	10.75			8.72	6.73	29.62		
		242T	61	10.31	10.65			8.67	6.63	29.77		
		SU	-	10.37	10.73			8.73	6.71	29.77		
		Mid	5 280	26T	0			10.46	10.79	8.82	6.77	29.68
					4			10.00	10.41	8.36	6.39	29.35
8	10.45				10.83	8.81	6.81	29.70				
52T	37			10.31	10.69	8.67	6.67	29.67				
	38			10.10	10.47	8.46	6.45	29.35				
	40			10.32	10.80	8.68	6.78	29.61				
106T	53			10.30	10.71	8.66	6.69	29.64				
	54			10.31	10.76	8.67	6.74	29.63				
242T	61			10.24	10.68	8.60	6.66	29.77				
SU	-			10.38	10.74	8.74	6.72	29.77				
High	5 320			26T	0	10.01	10.50	8.37	6.48	29.68		
					4	9.57	10.11	7.93	6.09	29.35		
		8	9.93		10.62	8.29	6.60	29.73				
		52T	37	9.79	10.34	8.15	6.32	29.64				
			38	9.69	10.16	8.05	6.14	29.36				
			40	9.85	10.47	8.21	6.45	29.61				
		106T	53	9.88	10.38	8.24	6.36	29.66				
			54	9.86	10.45	8.22	6.43	29.64				
		242T	61	9.76	10.34	8.12	6.32	29.78				
		SU	-	10.05	10.41	8.41	6.39	29.78				

Notes:

1. e.i.r.p. Calculation: e.i.r.p. (dBm) = Conducted output power (dBm) + Antenna gain (dBi)
2. The max e.i.r.p. limit has reported Ant1 or Ant2, whichever is less

KCTL Inc.

65, Sinwon-ro, Yeongtong-gu,
Suwon-si, Gyeonggi-do, 16677, Korea
TEL: 82-31-285-0894 FAX: 82-505-299-8311
www.kctl.co.kr

Report No.:
KR21-SRF0163
Page (26) of (257)



802.11ax HE40 SISO in the UNII-2A band
Conducted Output Power

Channel	Frequency (MHz)	Tones	RU offset	Measured power ANT 1 (dBm)	Measured power ANT 2 (dBm)	DCF (dB)	Conducted output power ANT 1 (dBm)	Conducted output power ANT 2 (dBm)	Conducted Power Limit (dBm)
							Average	Average	
Low	5 270	26T	0	10.32	10.52	-	10.32	10.52	23.98
			9	10.08	10.44	-	10.08	10.44	23.98
			17	10.30	10.76	-	10.30	10.76	23.98
		52T	37	10.36	10.61	-	10.36	10.61	23.98
			41	10.18	10.58	-	10.18	10.58	23.98
			44	10.40	10.83	-	10.40	10.83	23.98
		106T	53	10.39	10.64	-	10.39	10.64	23.98
			54	10.24	10.56	-	10.24	10.56	23.98
			56	10.38	10.83	-	10.38	10.83	23.98
		242T	61	10.19	10.46	-	10.19	10.46	23.98
			62	10.20	10.62	-	10.20	10.62	23.98
		484T	65	10.12	10.51	-	10.12	10.51	23.98
		SU	-	10.51	10.65	-	10.51	10.65	23.98
		High	5 310	26T	0	9.86	10.23	-	9.86
9	9.62				10.19	-	9.62	10.19	23.98
17	9.75				10.52	-	9.75	10.52	23.98
52T	37			9.96	10.32	-	9.96	10.32	23.98
	41			9.72	10.30	-	9.72	10.30	23.98
	44			9.88	10.59	-	9.88	10.59	23.98
106T	53			9.91	10.31	-	9.91	10.31	23.98
	54			9.73	10.31	-	9.73	10.31	23.98
	56			9.77	10.58	-	9.77	10.58	23.98
242T	61			9.69	10.22	-	9.69	10.22	23.98
	62			9.68	10.38	-	9.68	10.38	23.98
484T	65			9.61	10.23	-	9.61	10.23	23.98
SU	-			10.20	10.59	-	10.20	10.59	23.98

Notes:

1. Conducted out power(dB m) = Measured power (dB m) + DCF(dB)

KCTL Inc.

65, Sinwon-ro, Yeongtong-gu,
Suwon-si, Gyeonggi-do, 16677, Korea
TEL: 82-31-285-0894 FAX: 82-505-299-8311
www.kctl.co.kr

Report No.:
KR21-SRF0163
Page (27) of (257)

**e.i.r.p.**

Channel	Frequency (MHz)	Tones	RU offset	Conducted output ANT 1 (dBm)	Conducted output ANT 2 (dBm)	ANT gain (dBi)		MAX e.i.r.p (dBm) ANT 1	MAX e.i.r.p (dBm) ANT 2	MAX e.i.r.p Limit (dBm)				
						ANT 1	ANT 2							
Low	5 270	26T	0	10.32	10.52	-1.64	-4.02	8.68	6.50	30.00				
			9	10.08	10.44			8.44	6.42	30.00				
			17	10.30	10.76			8.66	6.74	30.00				
		52T	37	10.36	10.61			8.72	6.59	30.00				
			41	10.18	10.58			8.54	6.56	30.00				
			44	10.40	10.83			8.76	6.81	30.00				
		106T	53	10.39	10.64			8.75	6.62	30.00				
			54	10.24	10.56			8.60	6.54	30.00				
			56	10.38	10.83			8.74	6.81	30.00				
		242T	61	10.19	10.46			8.55	6.44	30.00				
			62	10.20	10.62			8.56	6.60	30.00				
		484T	65	10.12	10.51			8.48	6.49	30.00				
		SU	-	10.51	10.65			8.87	6.63	30.00				
		High	5 310	26T	0			9.86	10.23	-1.64	-4.02	8.22	6.21	30.00
					9			9.62	10.19			7.98	6.17	30.00
					17			9.75	10.52			8.11	6.50	30.00
52T	37			9.96	10.32	8.32	6.30	30.00						
	41			9.72	10.30	8.08	6.28	30.00						
	44			9.88	10.59	8.24	6.57	30.00						
106T	53			9.91	10.31	8.27	6.29	30.00						
	54			9.73	10.31	8.09	6.29	30.00						
	56			9.77	10.58	8.13	6.56	30.00						
242T	61			9.69	10.22	8.05	6.20	30.00						
	62			9.68	10.38	8.04	6.36	30.00						
484T	65			9.61	10.23	7.97	6.21	30.00						
SU	-			10.20	10.59	8.56	6.57	30.00						

Notes:

1. e.i.r.p. Calculation: e.i.r.p. (dBm) = Conducted output power (dBm) + Antenna gain (dBi)
2. The max e.i.r.p. limit has reported Ant1 or Ant2, whichever is less

KCTL Inc.

65, Sinwon-ro, Yeongtong-gu,
Suwon-si, Gyeonggi-do, 16677, Korea
TEL: 82-31-285-0894 FAX: 82-505-299-8311
www.kctl.co.kr

Report No.:
KR21-SRF0163
Page (28) of (257)



802.11ax HE80 SISO in the UNII-2A band
Conducted Output Power

Channel	Frequency (MHz)	Tones	RU offset	Measured power ANT 1 (dBm)	Measured power ANT 2 (dBm)	DCF (dB)	Conducted output power ANT 1 (dBm)	Conducted output power ANT 2 (dBm)	Conducted Power Limit (dBm)
							Average	Average	
Low	5 290	26T	0	10.64	10.20	-	10.64	10.20	23.98
			18	10.51	10.31	-	10.51	10.31	23.98
			36	10.59	10.70	-	10.59	10.70	23.98
		52T	37	10.62	10.14	-	10.62	10.14	23.98
			45	10.52	10.34	-	10.52	10.34	23.98
			52	10.60	10.68	-	10.60	10.68	23.98
		106T	53	10.60	10.14	-	10.60	10.14	23.98
			57	10.48	10.32	-	10.48	10.32	23.98
			60	10.51	10.62	-	10.51	10.62	23.98
		242T	61	10.53	10.12	-	10.53	10.12	23.98
			62	10.45	10.18	-	10.45	10.18	23.98
			64	10.50	10.50	-	10.50	10.50	23.98
		484T	65	10.34	10.03	0.11	10.45	10.14	23.98
			66	10.28	10.28	0.11	10.39	10.39	23.98
		996T	67	10.00	9.84	-	10.00	9.84	23.98
		SU	-	10.30	10.48	-	10.30	10.48	23.98

Notes:

1. Conducted out power(dB m) = Measured power (dB m) + DCF(dB)

KCTL Inc.

65, Sinwon-ro, Yeongtong-gu,
Suwon-si, Gyeonggi-do, 16677, Korea
TEL: 82-31-285-0894 FAX: 82-505-299-8311
www.kctl.co.kr

Report No.:
KR21-SRF0163
Page (29) of (257)

**e.i.r.p.**

Channel	Frequency (MHz)	Tones	RU offset	Conducted output ANT 1 (dBm)	Conducted output ANT 2 (dBm)	ANT gain (dBi)		MAX e.i.r.p (dBm)	MAX e.i.r.p (dBm)	MAX e.i.r.p Limit (dBm)
						ANT 1	ANT 2	ANT 1	ANT 2	
Low	5 290	26T	0	10.64	10.20	-1.64	-4.02	9.00	6.18	30.00
			18	10.51	10.31			8.87	6.29	30.00
			36	10.59	10.70			8.95	6.68	30.00
		52T	37	10.62	10.14			8.98	6.12	30.00
			45	10.52	10.34			8.88	6.32	30.00
			52	10.60	10.68			8.96	6.66	30.00
		106T	53	10.60	10.14			8.96	6.12	30.00
			57	10.48	10.32			8.84	6.30	30.00
			60	10.51	10.62			8.87	6.60	30.00
		242T	61	10.53	10.12			8.89	6.10	30.00
			62	10.45	10.18			8.81	6.16	30.00
			64	10.50	10.50			8.86	6.48	30.00
		484T	65	10.45	10.14			8.81	6.12	30.00
			66	10.39	10.39			8.75	6.37	30.00
		996T	67	10.00	9.84			8.36	5.82	30.00
		SU	-	10.30	10.48			8.66	6.46	30.00

Notes:

1. e.i.r.p. Calculation: e.i.r.p. (dBm) = Conducted output power (dBm) + Antenna gain (dBi)
2. The max e.i.r.p. limit has reported Ant1 or Ant2, whichever is less

KCTL Inc.

65, Sinwon-ro, Yeongtong-gu,
Suwon-si, Gyeonggi-do, 16677, Korea
TEL: 82-31-285-0894 FAX: 82-505-299-8311
www.kctl.co.kr

Report No.:
KR21-SRF0163
Page (30) of (257)



802.11ax HE20 SISO in the UNII-2C band
Conducted Output Power

Channel	Frequency (MHz)	Tones	RU offset	Measured power ANT 1 (dBm)	Measured power ANT 2 (dBm)	DCF (dB)	Conducted output power ANT 1 (dBm)	Conducted output power ANT 2 (dBm)	Conducted Power Limit (dBm)
							Average	Average	
Low	5 500	26T	0	10.19	10.68	-	10.19	10.68	23.98
			4	9.70	10.23	-	9.70	10.23	23.63
			8	10.11	10.59	-	10.11	10.59	23.98
		52T	37	10.07	10.53	-	10.07	10.53	23.98
			38	9.79	10.29	-	9.79	10.29	23.79
			40	9.97	10.43	-	9.97	10.43	23.98
		106T	53	10.00	10.51	-	10.00	10.51	23.98
			54	9.95	10.44	-	9.95	10.44	23.98
		242T	61	9.90	10.39	-	9.90	10.39	23.98
		SU	-	10.15	10.62	-	10.15	10.62	23.98
Mid	5 600	26T	0	10.18	10.40	-	10.18	10.40	23.98
			4	9.74	9.86	-	9.74	9.86	23.71
			8	10.21	10.21	-	10.21	10.21	23.98
		52T	37	10.02	10.20	-	10.02	10.20	23.98
			38	9.80	9.99	-	9.80	9.99	23.90
			40	10.04	10.08	-	10.04	10.08	23.98
		106T	53	10.03	10.23	-	10.03	10.23	23.98
			54	10.05	10.09	-	10.05	10.09	23.98
		242T	61	9.96	10.06	-	9.96	10.06	23.98
		SU	-	10.11	10.23	-	10.11	10.23	23.98
High	5 700	26T	0	10.32	10.86	-	10.32	10.86	23.98
			4	9.83	10.44	-	9.83	10.44	23.67
			8	10.28	10.88	-	10.28	10.88	23.98
		52T	37	10.14	10.73	-	10.14	10.73	23.98
			38	9.92	10.52	-	9.92	10.52	23.84
			40	10.11	10.76	-	10.11	10.76	23.98
		106T	53	10.15	10.75	-	10.15	10.75	23.98
			54	10.13	10.77	-	10.13	10.77	23.98
		242T	61	10.08	10.64	-	10.08	10.64	23.98
		SU	-	10.27	10.74	-	10.27	10.74	23.98
Straddle	5 720	26T	0	10.39	9.72	-	10.39	9.72	23.98
			4	9.98	9.39	-	9.98	9.39	23.76
		52T	37	10.27	9.67	-	10.27	9.67	23.98
			38	10.04	9.43	-	10.04	9.43	23.86
		106T	53	10.28	9.62	-	10.28	9.62	23.98

Notes:

1. Conducted out power(dB m) = Measured power (dB m) + DCF(dB)

KCTL Inc.

65, Sinwon-ro, Yeongtong-gu,
Suwon-si, Gyeonggi-do, 16677, Korea
TEL: 82-31-285-0894 FAX: 82-505-299-8311
www.kctl.co.kr

Report No.:
KR21-SRF0163
Page (31) of (257)

**e.i.r.p.**

Channel	Frequency (MHz)	Tones	RU offset	Conducted output ANT 1 (dBm)	Conducted output ANT 2 (dBm)	ANT gain (dBi)		MAX e.i.r.p (dBm) ANT 1	MAX e.i.r.p (dBm) ANT 2	MAX e.i.r.p Limit (dBm)
						ANT 1	ANT 2			
Low	5 500	26T	0	10.19	10.68	-1.67	-5.55	8.52	5.13	29.69
			4	9.70	10.23			8.03	4.68	29.35
			8	10.11	10.59			8.44	5.04	29.61
		52T	37	10.07	10.53			8.40	4.98	29.64
			38	9.79	10.29			8.12	4.74	29.38
			40	9.97	10.43			8.30	4.88	29.61
		106T	53	10.00	10.51			8.33	4.96	29.63
			54	9.95	10.44			8.28	4.89	29.64
		242T	61	9.90	10.39			8.23	4.84	29.77
		SU	-	10.15	10.62			8.48	5.07	29.77
Mid	5 600	26T	0	10.18	10.40	8.51	4.85	29.67		
			4	9.74	9.86	8.07	4.31	29.39		
			8	10.21	10.21	8.54	4.66	29.71		
		52T	37	10.02	10.20	8.35	4.65	29.67		
			38	9.80	9.99	8.13	4.44	29.35		
			40	10.04	10.08	8.37	4.53	29.62		
		106T	53	10.03	10.23	8.36	4.68	29.64		
			54	10.05	10.09	8.38	4.54	29.64		
		242T	61	9.96	10.06	8.29	4.51	29.77		
		SU	-	10.11	10.23	8.44	4.68	29.77		
High	5 700	26T	0	10.32	10.86	8.65	5.31	29.67		
			4	9.83	10.44	8.16	4.89	29.33		
			8	10.28	10.88	8.61	5.33	29.68		
		52T	37	10.14	10.73	8.47	5.18	29.63		
			38	9.92	10.52	8.25	4.97	29.38		
			40	10.11	10.76	8.44	5.21	29.62		
		106T	53	10.15	10.75	8.48	5.20	29.63		
			54	10.13	10.77	8.46	5.22	29.63		
		242T	61	10.08	10.64	8.41	5.09	29.77		
		SU	-	10.27	10.74	8.60	5.19	29.77		
Straddle	5 720	26T	0	10.39	9.72	8.72	4.17	29.69		
			4	9.98	9.39	8.31	3.84	29.39		
		52T	37	10.27	9.67	8.60	4.12	29.64		
			38	10.04	9.43	8.37	3.88	29.36		
		106T	53	10.28	9.62	8.61	4.07	29.66		

Notes:

1. e.i.r.p. Calculation: e.i.r.p. (dBm) = Conducted output power (dBm) + Antenna gain (dBi)
2. The max e.i.r.p. limit has reported Ant1 or Ant2, whichever is less

KCTL Inc.

65, Sinwon-ro, Yeongtong-gu,
Suwon-si, Gyeonggi-do, 16677, Korea
TEL: 82-31-285-0894 FAX: 82-505-299-8311
www.kctl.co.kr

Report No.:
KR21-SRF0163
Page (32) of (257)



802.11ax HE40 SISO in the UNII-2C band
Conducted Output Power

Channel	Frequency (MHz)	Tones	RU offset	Measured power ANT 1 (dBm)	Measured power ANT 2 (dBm)	DCF (dB)	Conducted output power ANT 1 (dBm)	Conducted output power ANT 2 (dBm)	Conducted Power Limit (dBm)
							Average	Average	
Low	5 510	26T	0	10.02	10.55	-	10.02	10.55	23.98
			9	9.67	10.28	-	9.67	10.28	23.98
			17	9.80	10.31	-	9.80	10.31	23.98
		52T	37	10.07	10.61	-	10.07	10.61	23.98
			41	9.78	10.36	-	9.78	10.36	23.98
			44	9.88	10.42	-	9.88	10.42	23.98
		106T	53	10.05	10.60	-	10.05	10.60	23.98
			54	9.85	10.43	-	9.85	10.43	23.98
			56	9.89	10.40	-	9.89	10.40	23.98
		242T	61	9.84	10.41	-	9.84	10.41	23.98
			62	9.73	10.30	-	9.73	10.30	23.98
		484T	65	9.71	10.28	-	9.71	10.28	23.98
		SU	-	10.31	10.73	-	10.31	10.73	23.98
Mid	5 590	26T	0	10.02	10.43	-	10.02	10.43	23.98
			9	9.81	10.02	-	9.81	10.02	23.98
			17	10.06	10.02	-	10.06	10.02	23.98
		52T	37	10.08	10.49	-	10.08	10.49	23.98
			41	9.92	10.12	-	9.92	10.12	23.98
			44	10.12	10.13	-	10.12	10.13	23.98
		106T	53	10.09	10.45	-	10.09	10.45	23.98
			54	9.95	10.25	-	9.95	10.25	23.98
			56	10.08	10.16	-	10.08	10.16	23.98
		242T	61	9.90	10.24	-	9.90	10.24	23.98
			62	9.93	10.02	-	9.93	10.02	23.98
		484T	65	9.85	10.08	-	9.85	10.08	23.98
		SU	-	9.97	10.41	-	9.97	10.41	23.98
High	5 670	26T	0	10.22	10.56	-	10.22	10.56	23.98
			9	9.99	10.23	-	9.99	10.23	23.98
			17	10.17	10.35	-	10.17	10.35	23.98
		52T	37	10.28	10.59	-	10.28	10.59	23.98
			41	10.08	10.31	-	10.08	10.31	23.98
			44	10.25	10.47	-	10.25	10.47	23.98
		106T	53	10.29	10.58	-	10.29	10.58	23.98
			54	10.14	10.39	-	10.14	10.39	23.98
			56	10.23	10.43	-	10.23	10.43	23.98
		242T	61	10.10	10.37	-	10.10	10.37	23.98
			62	10.10	10.29	-	10.10	10.29	23.98
		484T	65	10.02	10.26	-	10.02	10.26	23.98
		SU	-	10.12	10.61	-	10.12	10.61	23.98

KCTL Inc.

65, Sinwon-ro, Yeongtong-gu,
Suwon-si, Gyeonggi-do, 16677, Korea
TEL: 82-31-285-0894 FAX: 82-505-299-8311
www.kctl.co.kr

Report No.:
KR21-SRF0163
Page (33) of (257)



Channel	Frequency (MHz)	Tones	RU offset	Measured power ANT 1 (dBm)	Measured power ANT 2 (dBm)	DCF (dB)	Conducted output power ANT 1 (dBm)	Conducted output power ANT 2 (dBm)	Conducted Power Limit (dBm)
							Average	Average	
Straddle	5 710	26T	0	10.58	9.28	-	10.58	9.28	23.98
			9	10.39	9.14	-	10.39	9.14	23.98
		52T	37	10.61	9.34	-	10.61	9.34	23.98
			41	10.46	9.27	-	10.46	9.27	23.98
		106T	53	10.60	9.34	-	10.60	9.34	23.98
			54	10.51	9.23	-	10.51	9.23	23.98
		242T	61	10.46	9.19	-	10.46	9.19	23.98

Notes:

1. Conducted out power(dB m) = Measured power (dB m) + DCF(dB)

KCTL Inc.

65, Sinwon-ro, Yeongtong-gu,
Suwon-si, Gyeonggi-do, 16677, Korea
TEL: 82-31-285-0894 FAX: 82-505-299-8311
www.kctl.co.kr

Report No.:
KR21-SRF0163
Page (34) of (257)

**e.i.r.p.**

Channel	Frequency (MHz)	Tones	RU offset	Conducted output ANT 1 (dBm)	Conducted output ANT 2 (dBm)	ANT gain (dBi)		MAX e.i.r.p (dBm)	MAX e.i.r.p (dBm)	MAX e.i.r.p Limit (dBm)
						ANT 1	ANT 2	ANT 1	ANT 2	
Low	5 510	26T	0	10.02	10.55	-1.67	-5.55	8.35	5.00	30.00
			9	9.67	10.28			8.00	4.73	30.00
			17	9.80	10.31			8.13	4.76	30.00
		52T	37	10.07	10.61			8.40	5.06	30.00
			41	9.78	10.36			8.11	4.81	30.00
			44	9.88	10.42			8.21	4.87	30.00
		106T	53	10.05	10.60			8.38	5.05	30.00
			54	9.85	10.43			8.18	4.88	30.00
			56	9.89	10.40			8.22	4.85	30.00
		242T	61	9.84	10.41			8.17	4.86	30.00
			62	9.73	10.30			8.06	4.75	30.00
		484T	65	9.71	10.28			8.04	4.73	30.00
		SU	-	10.31	10.73			8.64	5.18	30.00
Mid	5 590	26T	0	10.02	10.43	-1.67	-5.55	8.35	4.88	30.00
			9	9.81	10.02			8.14	4.47	30.00
			17	10.06	10.02			8.39	4.47	30.00
		52T	37	10.08	10.49			8.41	4.94	30.00
			41	9.92	10.12			8.25	4.57	30.00
			44	10.12	10.13			8.45	4.58	30.00
		106T	53	10.09	10.45			8.42	4.90	30.00
			54	9.95	10.25			8.28	4.70	30.00
			56	10.08	10.16			8.41	4.61	30.00
		242T	61	9.90	10.24			8.23	4.69	30.00
			62	9.93	10.02			8.26	4.47	30.00
		484T	65	9.85	10.08			8.18	4.53	30.00
		SU	-	9.97	10.41			8.30	4.86	30.00
High	5 670	26T	0	10.22	10.56	-1.67	-5.55	8.55	5.01	30.00
			9	9.99	10.23			8.32	4.68	30.00
			17	10.17	10.35			8.50	4.80	30.00
		52T	37	10.28	10.59			8.61	5.04	30.00
			41	10.08	10.31			8.41	4.76	30.00
			44	10.25	10.47			8.58	4.92	30.00
		106T	53	10.29	10.58			8.62	5.03	30.00
			54	10.14	10.39			8.47	4.84	30.00
			56	10.23	10.43			8.56	4.88	30.00
		242T	61	10.10	10.37			8.43	4.82	30.00
			62	10.10	10.29			8.43	4.74	30.00
		484T	65	10.02	10.26			8.35	4.71	30.00
		SU	-	10.12	10.61			8.45	5.06	30.00

KCTL Inc.

65, Sinwon-ro, Yeongtong-gu,
Suwon-si, Gyeonggi-do, 16677, Korea
TEL: 82-31-285-0894 FAX: 82-505-299-8311
www.kctl.co.kr

Report No.:
KR21-SRF0163
Page (35) of (257)



Channel	Frequency (MHz)	Tones	RU offset	Conducted output ANT 1 (dBm)	Conducted output ANT 2 (dBm)	ANT gain (dBi)		MAX e.i.r.p (dBm)		MAX e.i.r.p Limit (dBm)
						ANT 1	ANT 2	ANT 1	ANT 2	
Straddle	5 710	26T	0	10.58	9.28	-1.67	-5.55	8.91	3.73	30.00
			9	10.39	9.14			8.72	3.59	30.00
		52T	37	10.61	9.34			8.94	3.79	30.00
			41	10.46	9.27			8.79	3.72	30.00
		106T	53	10.60	9.34			8.93	3.79	30.00
			54	10.51	9.23			8.84	3.68	30.00
		242T	61	10.46	9.19			8.79	3.64	30.00

Notes:

1. e.i.r.p. Calculation: e.i.r.p. (dBm) = Conducted output power (dBm) + Antenna gain (dBi)
2. The max e.i.r.p. limit has reported Ant1 or Ant2, whichever is less

KCTL Inc.

65, Sinwon-ro, Yeongtong-gu,
Suwon-si, Gyeonggi-do, 16677, Korea
TEL: 82-31-285-0894 FAX: 82-505-299-8311
www.kctl.co.kr

Report No.:
KR21-SRF0163
Page (36) of (257)



802.11ax HE80 SISO in the UNII-2C band
Conducted Output Power

Channel	Frequency (MHz)	Tones	RU offset	Measured power ANT 1 (dBm)	Measured power ANT 2 (dBm)	DCF (dB)	Conducted output power ANT 1 (dBm)	Conducted output power ANT 2 (dBm)	Conducted Power Limit (dBm)
							Average	Average	
Low	5 530	26T	0	10.48	10.60	-	10.48	10.60	23.98
			18	10.12	10.18	-	10.12	10.18	23.98
			36	10.01	9.81	-	10.01	9.81	23.98
		52T	37	10.45	10.58	-	10.45	10.58	23.98
			45	10.16	10.20	-	10.16	10.20	23.98
			52	10.04	9.86	-	10.04	9.86	23.98
		106T	53	10.42	10.52	-	10.42	10.52	23.98
			57	10.14	10.14	-	10.14	10.14	23.98
			60	10.06	9.86	-	10.06	9.86	23.98
		242T	61	10.32	10.43	-	10.32	10.43	23.98
			62	10.18	10.24	-	10.18	10.24	23.98
			64	10.03	9.89	-	10.03	9.89	23.98
		484T	65	10.07	10.17	0.11	10.18	10.28	23.98
			66	9.89	9.82	0.11	10.00	9.93	23.98
996T	67	9.69	9.70	-	9.69	9.70	23.98		
SU	-	9.72	10.39	-	9.72	10.39	23.98		
High	5 610	26T	0	10.48	10.41	-	10.48	10.41	23.98
			18	10.35	9.83	-	10.35	9.83	23.98
			36	10.49	9.59	-	10.49	9.59	23.98
		52T	37	10.46	10.37	-	10.46	10.37	23.98
			45	10.39	9.87	-	10.39	9.87	23.98
			52	10.51	9.64	-	10.51	9.64	23.98
		106T	53	10.43	10.34	-	10.43	10.34	23.98
			57	10.35	9.78	-	10.35	9.78	23.98
			60	10.45	9.59	-	10.45	9.59	23.98
		242T	61	10.38	10.21	-	10.38	10.21	23.98
			62	10.32	9.94	-	10.32	9.94	23.98
			64	10.37	9.61	-	10.37	9.61	23.98
		484T	65	10.18	9.89	0.11	10.29	10.00	23.98
			66	10.19	9.49	0.11	10.30	9.60	23.98
996T	67	9.88	9.40	-	9.88	9.40	23.98		
SU	-	9.91	10.04	-	9.91	10.04	23.98		

KCTL Inc.

65, Sinwon-ro, Yeongtong-gu,
Suwon-si, Gyeonggi-do, 16677, Korea
TEL: 82-31-285-0894 FAX: 82-505-299-8311
www.kctl.co.kr

Report No.:
KR21-SRF0163
Page (37) of (257)



Channel	Frequency (MHz)	Tones	RU offset	Measured power ANT 1 (dBm)	Measured power ANT 2 (dBm)	DCF (dB)	Conducted output power ANT 1 (dBm)	Conducted output power ANT 2 (dBm)	Conducted Power Limit (dBm)
							Average	Average	
Straddle	5 690	26T	0	10.63	9.46	-	10.63	9.46	23.98
			18	10.51	9.31	-	10.51	9.31	23.98
		52T	37	10.60	9.41	-	10.60	9.41	23.98
			45	10.56	9.34	-	10.56	9.34	23.98
		106T	53	10.58	9.37	-	10.58	9.37	23.98
			57	10.52	9.33	-	10.52	9.33	23.98
		242T	61	10.52	9.33	-	10.52	9.33	23.98
			62	10.46	9.24	-	10.46	9.24	23.98
		484T	65	10.33	9.13	0.11	10.44	9.24	23.98

Notes:

1. Conducted out power(dB m) = Measured power (dB m) + DCF(dB)

KCTL Inc.

65, Sinwon-ro, Yeongtong-gu,
Suwon-si, Gyeonggi-do, 16677, Korea
TEL: 82-31-285-0894 FAX: 82-505-299-8311
www.kctl.co.kr

Report No.:
KR21-SRF0163
Page (38) of (257)

**e.i.r.p.**

Channel	Frequency (MHz)	Tones	RU offset	Conducted output ANT 1 (dBm)	Conducted output ANT 2 (dBm)	ANT gain (dBi)		MAX e.i.r.p (dBm)	MAX e.i.r.p (dBm)	MAX e.i.r.p Limit (dBm)
						ANT 1	ANT 2	ANT 1	ANT 2	
Low	5 530	26T	0	10.48	10.60	-1.67	-5.55	8.81	5.05	30.00
			18	10.12	10.18			8.45	4.63	30.00
			36	10.01	9.81			8.34	4.26	30.00
		52T	37	10.45	10.58			8.78	5.03	30.00
			45	10.16	10.20			8.49	4.65	30.00
			52	10.04	9.86			8.37	4.31	30.00
		106T	53	10.42	10.52			8.75	4.97	30.00
			57	10.14	10.14			8.47	4.59	30.00
			60	10.06	9.86			8.39	4.31	30.00
		242T	61	10.32	10.43			8.65	4.88	30.00
			62	10.18	10.24			8.51	4.69	30.00
			64	10.03	9.89			8.36	4.34	30.00
		484T	65	10.18	10.28			8.51	4.73	30.00
			66	10.00	9.93			8.33	4.38	30.00
		996T	67	9.69	9.70			8.02	4.15	30.00
		SU	-	9.72	10.39			8.05	4.84	30.00
High	5 610	26T	0	10.48	10.41	-1.67	-5.55	8.81	4.86	30.00
			18	10.35	9.83			8.68	4.28	30.00
			36	10.49	9.59			8.82	4.04	30.00
		52T	37	10.46	10.37			8.79	4.82	30.00
			45	10.39	9.87			8.72	4.32	30.00
			52	10.51	9.64			8.84	4.09	30.00
		106T	53	10.43	10.34			8.76	4.79	30.00
			57	10.35	9.78			8.68	4.23	30.00
			60	10.45	9.59			8.78	4.04	30.00
		242T	61	10.38	10.21			8.71	4.66	30.00
			62	10.32	9.94			8.65	4.39	30.00
			64	10.37	9.61			8.70	4.06	30.00
		484T	65	10.29	10.00			8.62	4.45	30.00
			66	10.30	9.60			8.63	4.05	30.00
		996T	67	9.88	9.40			8.21	3.85	30.00
		SU	-	9.91	10.04			8.24	4.49	30.00

KCTL Inc.

65, Sinwon-ro, Yeongtong-gu,
Suwon-si, Gyeonggi-do, 16677, Korea
TEL: 82-31-285-0894 FAX: 82-505-299-8311
www.kctl.co.kr

Report No.:
KR21-SRF0163
Page (39) of (257)



Channel	Frequency (MHz)	Tones	RU offset	Conducted output ANT 1 (dBm)	Conducted output ANT 2 (dBm)	ANT gain (dBi)		MAX e.i.r.p (dBm)	MAX e.i.r.p (dBm)	MAX e.i.r.p Limit (dBm)
						ANT 1	ANT 2	ANT 1	ANT 2	
Straddle	5 690	26T	0	10.63	9.46	-1.67	-5.55	8.96	3.91	30.00
			18	10.51	9.31			8.84	3.76	30.00
		52T	37	10.60	9.41			8.93	3.86	30.00
			45	10.56	9.34			8.89	3.79	30.00
		106T	53	10.58	9.37			8.91	3.82	30.00
			57	10.52	9.33			8.85	3.78	30.00
		242T	61	10.52	9.33			8.85	3.78	30.00
			62	10.46	9.24			8.79	3.69	30.00
		484T	65	10.44	9.24			8.77	3.69	30.00

Notes:

1. e.i.r.p. Calculation: $e.i.r.p. (dBm) = \text{Conducted output power (dBm)} + \text{Antenna gain (dBi)}$
2. The max e.i.r.p. limit has reported Ant1 or Ant2, whichever is less

KCTL Inc.

65, Sinwon-ro, Yeongtong-gu,
Suwon-si, Gyeonggi-do, 16677, Korea
TEL: 82-31-285-0894 FAX: 82-505-299-8311
www.kctl.co.kr

Report No.:
KR21-SRF0163
Page (40) of (257)



802.11ax HE20 SISO in the UNII-3 band
Conducted Output Power

Channel	Frequency (MHz)	Tones	RU offset	Measured power ANT 1 (dBm)	Measured power ANT 2 (dBm)	DCF (dB)	Conducted output power ANT 1 (dBm)	Conducted output power ANT 2 (dBm)	Conducted Power Limit (dBm)
							Average	Average	
Straddle	5 720	26T	8	10.44	9.85	-	10.44	9.85	30.00
		52T	40	10.31	9.69	-	10.31	9.69	30.00
Low	5 745	26T	0	10.31	10.61	-	10.31	10.61	30.00
			4	9.81	10.23	-	9.81	10.23	30.00
			8	10.23	10.76	-	10.23	10.76	30.00
		52T	37	10.15	10.49	-	10.15	10.49	30.00
			38	9.91	10.27	-	9.91	10.27	30.00
			40	10.08	10.60	-	10.08	10.60	30.00
		106T	53	10.13	10.53	-	10.13	10.53	30.00
			54	10.10	10.58	-	10.10	10.58	30.00
		242T	61	10.03	10.45	-	10.03	10.45	30.00
		SU	-	10.14	10.53	-	10.14	10.53	30.00
Mid	5 785	26T	0	10.14	10.38	-	10.14	10.38	30.00
			4	9.66	10.03	-	9.66	10.03	30.00
			8	10.05	10.56	-	10.05	10.56	30.00
		52T	37	10.24	10.25	-	10.24	10.25	30.00
			38	10.00	10.09	-	10.00	10.09	30.00
			40	10.16	10.42	-	10.16	10.42	30.00
		106T	53	10.23	10.31	-	10.23	10.31	30.00
			54	10.16	10.39	-	10.16	10.39	30.00
		242T	61	10.14	10.26	-	10.14	10.26	30.00
		SU	-	10.43	10.34	-	10.43	10.34	30.00
High	5 825	26T	0	10.11	10.58	-	10.11	10.58	30.00
			4	9.59	10.24	-	9.59	10.24	30.00
			8	9.97	10.77	-	9.97	10.77	30.00
		52T	37	9.94	10.44	-	9.94	10.44	30.00
			38	9.71	10.26	-	9.71	10.26	30.00
			40	9.87	10.62	-	9.87	10.62	30.00
		106T	53	9.92	10.46	-	9.92	10.46	30.00
			54	9.89	10.59	-	9.89	10.59	30.00
		242T	61	9.83	10.44	-	9.83	10.44	30.00
		SU	-	10.06	10.59	-	10.06	10.59	30.00

Notes:

1. Conducted out power(dB m) = Measured power (dB m) + DCF(dB)

KCTL Inc.

65, Sinwon-ro, Yeongtong-gu,
Suwon-si, Gyeonggi-do, 16677, Korea
TEL: 82-31-285-0894 FAX: 82-505-299-8311
www.kctl.co.kr

Report No.:
KR21-SRF0163
Page (41) of (257)

**e.i.r.p.**

Channel	Frequency (MHz)	Tones	RU offset	Conducted output ANT 1 (dBm)	Conducted output ANT 2 (dBm)	ANT gain (dBi)		MAX e.i.r.p (dBm)	MAX e.i.r.p (dBm)	MAX e.i.r.p Limit (dBm)
						ANT 1	ANT 2	ANT 1	ANT 2	
Straddle	5 720	26T	8	10.44	9.85	-1.51	-5.17	8.93	4.68	30.00
		52T	40	10.31	9.69			8.80	4.52	30.00
Low	5 745	26T	0	10.31	10.61			8.80	5.44	30.00
			4	9.81	10.23			8.30	5.06	30.00
			8	10.23	10.76			8.72	5.59	30.00
		52T	37	10.15	10.49			8.64	5.32	30.00
			38	9.91	10.27			8.40	5.10	30.00
			40	10.08	10.60			8.57	5.43	30.00
		106T	53	10.13	10.53			8.62	5.36	30.00
			54	10.10	10.58			8.59	5.41	30.00
		242T	61	10.03	10.45			8.52	5.28	30.00
		SU	-	10.14	10.53			8.63	5.36	30.00
Mid	5 785	26T	0	10.14	10.38			8.63	5.21	30.00
			4	9.66	10.03			8.15	4.86	30.00
			8	10.05	10.56			8.54	5.39	30.00
		52T	37	10.24	10.25			8.73	5.08	30.00
			38	10.00	10.09			8.49	4.92	30.00
			40	10.16	10.42			8.65	5.25	30.00
		106T	53	10.23	10.31			8.72	5.14	30.00
			54	10.16	10.39			8.65	5.22	30.00
		242T	61	10.14	10.26	8.63	5.09	30.00		
		SU	-	10.43	10.34	8.92	5.17	30.00		
High	5 825	26T	0	10.11	10.58	8.60	5.41	30.00		
			4	9.59	10.24	8.08	5.07	30.00		
			8	9.97	10.77	8.46	5.60	30.00		
		52T	37	9.94	10.44	8.43	5.27	30.00		
			38	9.71	10.26	8.20	5.09	30.00		
			40	9.87	10.62	8.36	5.45	30.00		
		106T	53	9.92	10.46	8.41	5.29	30.00		
			54	9.89	10.59	8.38	5.42	30.00		
		242T	61	9.83	10.44	8.32	5.27	30.00		
		SU	-	10.06	10.59	8.55	5.42	30.00		

Notes:

1. e.i.r.p. Calculation: e.i.r.p. (dBm) = Conducted output power (dBm) + Antenna gain (dBi)

KCTL Inc.

65, Sinwon-ro, Yeongtong-gu,
Suwon-si, Gyeonggi-do, 16677, Korea
TEL: 82-31-285-0894 FAX: 82-505-299-8311
www.kctl.co.kr

Report No.:
KR21-SRF0163
Page (42) of (257)



802.11ax HE40 SISO in the UNII-3 band
Conducted Output Power

Channel	Frequency (MHz)	Tones	RU offset	Measured power ANT 1 (dBm)	Measured power ANT 2 (dBm)	DCF (dB)	Conducted output power ANT 1 (dBm)	Conducted output power ANT 2 (dBm)	Conducted Power Limit (dBm)
							Average	Average	
Straddle	5 710	26T	17	10.60	9.44	-	10.60	9.44	30.00
		52T	44	10.73	9.54	-	10.73	9.54	30.00
Low	5 755	26T	0	10.52	10.46	-	10.52	10.46	30.00
			9	10.21	10.39	-	10.21	10.39	30.00
			17	10.33	10.74	-	10.33	10.74	30.00
		52T	37	10.57	10.53	-	10.57	10.53	30.00
			41	10.32	10.49	-	10.32	10.49	30.00
			44	10.43	10.80	-	10.43	10.80	30.00
		106T	53	10.55	10.55	-	10.55	10.55	30.00
			54	10.39	10.50	-	10.39	10.50	30.00
			56	10.43	10.79	-	10.43	10.79	30.00
		242T	61	10.36	10.41	-	10.36	10.41	30.00
			62	10.27	10.55	-	10.27	10.55	30.00
		484T	65	10.25	10.42	-	10.25	10.42	30.00
		SU	-	10.31	10.77	-	10.31	10.77	30.00
		High	5 795	26T	0	10.28	10.19	-	10.28
9	9.95				10.24	-	9.95	10.24	30.00
17	10.05				10.62	-	10.05	10.62	30.00
52T	37			10.33	10.29	-	10.33	10.29	30.00
	41			10.04	10.36	-	10.04	10.36	30.00
	44			10.15	10.73	-	10.15	10.73	30.00
106T	53			10.31	10.33	-	10.31	10.33	30.00
	54			10.14	10.31	-	10.14	10.31	30.00
	56			10.13	10.68	-	10.13	10.68	30.00
242T	61			10.12	10.23	-	10.12	10.23	30.00
	62			9.99	10.43	-	9.99	10.43	30.00
484T	65			9.99	10.28	-	9.99	10.28	30.00
SU	-			10.17	10.62	-	10.17	10.62	30.00

Notes:

1. Conducted out power(dB m) = Measured power (dB m) + DCF(dB)

KCTL Inc.

65, Sinwon-ro, Yeongtong-gu,
Suwon-si, Gyeonggi-do, 16677, Korea
TEL: 82-31-285-0894 FAX: 82-505-299-8311
www.kctl.co.kr

Report No.:
KR21-SRF0163
Page (43) of (257)

**e.i.r.p.**

Channel	Frequency (MHz)	Tones	RU offset	Conducted output ANT 1 (dBm)	Conducted output ANT 2 (dBm)	ANT gain (dBi)		MAX e.i.r.p (dBm)	MAX e.i.r.p (dBm)	MAX e.i.r.p Limit (dBm)
						ANT 1	ANT 2	ANT 1	ANT 2	
Straddle	5 710	26T	17	10.60	9.44	-1.51	-5.17	9.09	4.27	30.00
		52T	44	10.73	9.54			9.22	4.37	30.00
Low	5 755	26T	0	10.52	10.46			9.01	5.29	30.00
			9	10.21	10.39			8.70	5.22	30.00
			17	10.33	10.74			8.82	5.57	30.00
		52T	37	10.57	10.53			9.06	5.36	30.00
			41	10.32	10.49			8.81	5.32	30.00
			44	10.43	10.80			8.92	5.63	30.00
		106T	53	10.55	10.55			9.04	5.38	30.00
			54	10.39	10.50			8.88	5.33	30.00
			56	10.43	10.79			8.92	5.62	30.00
		242T	61	10.36	10.41			8.85	5.24	30.00
			62	10.27	10.55			8.76	5.38	30.00
		484T	65	10.25	10.42			8.74	5.25	30.00
		SU	-	10.31	10.77			8.80	5.60	30.00
		High	5 795	26T	0			10.28	10.19	8.77
9	9.95				10.24			8.44	5.07	30.00
17	10.05				10.62			8.54	5.45	30.00
52T	37			10.33	10.29			8.82	5.12	30.00
	41			10.04	10.36			8.53	5.19	30.00
	44			10.15	10.73	8.64	5.56	30.00		
106T	53			10.31	10.33	8.80	5.16	30.00		
	54			10.14	10.31	8.63	5.14	30.00		
	56			10.13	10.68	8.62	5.51	30.00		
242T	61			10.12	10.23	8.61	5.06	30.00		
	62			9.99	10.43	8.48	5.26	30.00		
484T	65			9.99	10.28	8.48	5.11	30.00		
SU	-			10.17	10.62	8.66	5.45	30.00		

Notes:

1. e.i.r.p. Calculation: e.i.r.p. (dBm) = Conducted output power (dBm) + Antenna gain (dBi)

KCTL Inc.

65, Sinwon-ro, Yeongtong-gu,
Suwon-si, Gyeonggi-do, 16677, Korea
TEL: 82-31-285-0894 FAX: 82-505-299-8311
www.kctl.co.kr

Report No.:
KR21-SRF0163
Page (44) of (257)



802.11ax HE80 SISO in the UNII-3 band
Conducted Output Power

Channel	Frequency (MHz)	Tones	RU offset	Measured power ANT 1 (dBm)	Measured power ANT 2 (dBm)	DCF (dB)	Conducted output power ANT 1 (dBm)	Conducted output power ANT 2 (dBm)	Conducted Power Limit (dBm)
							Average	Average	
Straddle	5 690	26T	36	10.71	9.65	-	10.71	9.65	30.00
		52T	52	10.73	9.67	-	10.73	9.67	30.00
Low	5 775	26T	0	10.64	9.89	-	10.64	9.89	30.00
			18	10.28	10.08	-	10.28	10.08	30.00
			36	10.23	10.62	-	10.23	10.62	30.00
		52T	37	10.64	9.89	-	10.64	9.89	30.00
			45	10.33	10.16	-	10.33	10.16	30.00
			52	10.26	10.62	-	10.26	10.62	30.00
		106T	53	10.54	9.90	-	10.54	9.90	30.00
			57	10.27	10.14	-	10.27	10.14	30.00
			60	10.22	10.56	-	10.22	10.56	30.00
		242T	61	10.49	9.84	-	10.49	9.84	30.00
			62	10.34	9.95	-	10.34	9.95	30.00
			64	10.17	10.43	-	10.17	10.43	30.00
		484T	65	10.25	9.73	0.11	10.36	9.84	30.00
			66	10.04	10.13	0.11	10.15	10.24	30.00
		996T	67	9.85	9.64	-	9.85	9.64	30.00
		SU	-	10.02	10.70	-	10.02	10.70	30.00

Notes:

1. Conducted out power(dB m) = Measured power (dB m) + DCF(dB)

KCTL Inc.

65, Sinwon-ro, Yeongtong-gu,
Suwon-si, Gyeonggi-do, 16677, Korea
TEL: 82-31-285-0894 FAX: 82-505-299-8311
www.kctl.co.kr

Report No.:
KR21-SRF0163
Page (45) of (257)

**e.i.r.p.**

Channel	Frequency (MHz)	Tones	RU offset	Conducted output ANT 1 (dBm)	Conducted output ANT 2 (dBm)	ANT gain (dBi)		MAX e.i.r.p (dBm)	MAX e.i.r.p (dBm)	MAX e.i.r.p Limit (dBm)
						ANT 1	ANT 2	ANT 1	ANT 2	
Straddle	5 690	26T	36	10.71	9.65	-1.51	-5.17	9.20	4.48	30.00
		52T	52	10.73	9.67			9.22	4.50	30.00
Low	5 775	26T	0	10.64	9.89			9.13	4.72	30.00
			18	10.28	10.08			8.77	4.91	30.00
			36	10.23	10.62			8.72	5.45	30.00
		52T	37	10.64	9.89			9.13	4.72	30.00
			45	10.33	10.16			8.82	4.99	30.00
			52	10.26	10.62			8.75	5.45	30.00
		106T	53	10.54	9.90			9.03	4.73	30.00
			57	10.27	10.14			8.76	4.97	30.00
			60	10.22	10.56			8.71	5.39	30.00
		242T	61	10.49	9.84			8.98	4.67	30.00
			62	10.34	9.95			8.83	4.78	30.00
			64	10.17	10.43			8.66	5.26	30.00
		484T	65	10.36	9.84			8.85	4.67	30.00
			66	10.15	10.24			8.64	5.07	30.00
		996T	67	9.85	9.64			8.34	4.47	30.00
		SU	-	10.02	10.70			8.51	5.53	30.00

Notes:

1. e.i.r.p. Calculation: e.i.r.p. (dBm) = Conducted output power (dBm) + Antenna gain (dBi)

KCTL Inc.

65, Sinwon-ro, Yeongtong-gu,
Suwon-si, Gyeonggi-do, 16677, Korea
TEL: 82-31-285-0894 FAX: 82-505-299-8311
www.kctl.co.kr

Report No.:
KR21-SRF0163
Page (46) of (257)


802.11ax HE20 SISO in the Straddle
Conducted Output Power

Band	Frequency (MHz)	Tones	RU offset	Measured power ANT 1 (dBm)	Measured power ANT 2 (dBm)	DCF (dB)	Conducted output power ANT 1 (dBm)	Conducted output power ANT 2 (dBm)	Conducted Power Limit (dBm)
							Average	Average	
UNII-2C	5 720	106T	54	6.65	6.10	-	6.65	6.10	22.66
		SU	-	9.00	8.50	-	9.00	8.50	22.91
UNII-3		106T	54	7.71	7.16	-	7.71	7.16	30.00
		SU	-	3.47	3.04	-	3.47	3.04	30.00

802.11ax HE40 SISO in the Straddle
Conducted Output Power

Band	Frequency (MHz)	Tones	RU offset	Measured power ANT 1 (dBm)	Measured power ANT 2 (dBm)	DCF (dB)	Conducted output power ANT 1 (dBm)	Conducted output power ANT 2 (dBm)	Conducted Power Limit (dBm)
							Average	Average	
UNII-2C	5 710	106T	56	7.68	6.51	-	7.68	6.51	23.98
		242T	62	9.40	8.15	-	9.40	8.15	23.98
		SU	-	9.80	8.45	-	9.80	8.45	23.98
UNII-3		106T	56	7.38	6.26	-	7.38	6.26	30.00
		242T	62	3.80	2.63	-	3.80	2.63	30.00
		SU	-	-0.27	-1.44	-	-0.27	-1.44	30.00

802.11ax HE80 SISO in the Straddle
Conducted Output Power

Band	Frequency (MHz)	Tones	RU offset	Measured power ANT 1 (dBm)	Measured power ANT 2 (dBm)	DCF (dB)	Conducted output power ANT 1 (dBm)	Conducted output power ANT 2 (dBm)	Conducted Power Limit (dBm)
							Average	Average	
UNII-2C	5 690	106T	60	7.60	6.55	-	7.60	6.55	23.98
		242T	64	9.12	8.05	-	9.12	8.05	23.98
		484T	66	9.73	8.34	0.11	9.84	8.45	23.98
		SU	-	9.58	8.60	-	9.58	8.60	23.98
UNII-3		106T	60	7.31	6.29	-	7.31	6.29	30.00
		242T	64	3.46	2.45	-	3.46	2.45	30.00
		484T	66	0.30	-0.69	0.11	0.41	-0.58	30.00
		SU	-	-3.90	-4.93	-	-3.90	-4.93	30.00

Notes:

1. Conducted out power(dB m) = Measured power (dB m) + DCF(dB)

KCTL Inc.

65, Sinwon-ro, Yeongtong-gu,
Suwon-si, Gyeonggi-do, 16677, Korea
TEL: 82-31-285-0894 FAX: 82-505-299-8311
www.kctl.co.kr

Report No.:
KR21-SRF0163
Page (47) of (257)



802.11ax HE20 SISO in the Straddle
e.i.r.p.

Band	Frequency (MHz)	Tones	RU offset	Conducted output ANT 1 (dBm)	Conducted output ANT 2 (dBm)	ANT gain (dBi)		MAX e.i.r.p (dBm)	MAX e.i.r.p (dBm)	MAX e.i.r.p Limit (dBm)
						ANT 1	ANT 2	ANT 1	ANT 2	
UNII-2C	5 720	106T	54	6.65	6.10	-1.67	-5.55	4.98	0.55	28.33
		SU	-	9.00	8.50			7.33	2.95	28.60
UNII-3		106T	54	7.71	7.16	-1.51	-5.17	6.20	1.99	30.00
		SU	-	3.47	3.04			1.96	-2.13	30.00

802.11ax HE40 SISO in the Straddle
e.i.r.p.

Band	Frequency (MHz)	Tones	RU offset	Conducted output ANT 1 (dBm)	Conducted output ANT 2 (dBm)	ANT gain (dBi)		MAX e.i.r.p (dBm)	MAX e.i.r.p (dBm)	MAX e.i.r.p Limit (dBm)
						ANT 1	ANT 2	ANT 1	ANT 2	
UNII-2C	5 710	106T	56	7.68	6.51	-1.67	-5.55	6.01	0.96	30.00
		242T	62	9.40	8.15			7.73	2.60	30.00
		SU	-	9.80	8.45			8.13	2.90	30.00
UNII-3		106T	56	7.38	6.26	-1.51	-5.17	5.87	1.09	30.00
		242T	62	3.80	2.63			2.29	-2.54	30.00
		SU	-	-0.27	-1.44			-1.78	-6.61	30.00

802.11ax HE80 SISO in the Straddle
e.i.r.p.

Band	Frequency (MHz)	Tones	RU offset	Conducted output ANT 1 (dBm)	Conducted output ANT 2 (dBm)	ANT gain (dBi)		MAX e.i.r.p (dBm)	MAX e.i.r.p (dBm)	MAX e.i.r.p Limit (dBm)
						ANT 1	ANT 2	ANT 1	ANT 2	
UNII-2C	5 690	106T	60	7.60	6.55	-1.67	-5.55	5.93	1.00	30.00
		242T	64	9.12	8.05			7.45	2.50	30.00
		484T	66	9.84	8.45			8.17	2.90	30.00
		SU	-	9.58	8.60			7.91	3.05	30.00
UNII-3		106T	60	7.31	6.29	-1.51	-5.17	5.80	1.12	30.00
		242T	64	3.46	2.45			1.95	-2.72	30.00
		484T	66	0.41	-0.58			-1.10	-5.75	30.00
		SU	-	-3.90	-4.93			-5.41	-10.10	30.00

Notes:

1. e.i.r.p. Calculation: e.i.r.p. (dBm) = Conducted output power (dBm) + Antenna gain (dBi)
2. The max e.i.r.p. limit has reported Ant1 or Ant2, whichever is less

KCTL Inc.

65, Sinwon-ro, Yeongtong-gu,
Suwon-si, Gyeonggi-do, 16677, Korea
TEL: 82-31-285-0894 FAX: 82-505-299-8311
www.kctl.co.kr

Report No.:
KR21-SRF0163
Page (48) of (257)


802.11ax HE20 MIMO in the UNII-1 band
Conducted Output Power

Channel	Frequency (MHz)	Tones	RU offset	Measured power ANT 1 (dBm)	Measured power ANT 2 (dBm)	DCF (dB)	Conducted output power (dBm)	Conducted Power Limit (dBm)
							Average	
Low	5 180	26T	0	10.20	10.58	-	13.40	23.98
			4	9.80	10.11	-	12.97	23.98
			8	10.23	10.54	-	13.40	23.98
		52T	37	10.07	10.42	-	13.26	23.98
			38	9.90	10.19	-	13.06	23.98
			40	10.11	10.41	-	13.27	23.98
		106T	53	10.05	10.37	-	13.22	23.98
			54	10.15	10.35	-	13.26	23.98
		242T	61	9.91	10.28	-	13.11	23.98
		SU	-	10.18	10.19	-	13.20	23.98
Mid	5 200	26T	0	10.29	10.58	-	13.45	23.98
			4	9.83	10.16	-	13.01	23.98
			8	10.27	10.56	-	13.43	23.98
		52T	37	10.08	10.44	-	13.27	23.98
			38	9.89	10.22	-	13.07	23.98
			40	10.17	10.44	-	13.32	23.98
		106T	53	10.09	10.42	-	13.27	23.98
			54	10.13	10.40	-	13.28	23.98
		242T	61	9.90	10.36	-	13.15	23.98
		SU	-	10.12	10.22	-	13.18	23.98
High	5 240	26T	0	10.31	10.66	-	13.50	23.98
			4	9.89	10.21	-	13.06	23.98
			8	10.35	10.67	-	13.52	23.98
		52T	37	10.18	10.51	-	13.36	23.98
			38	9.95	10.31	-	13.14	23.98
			40	10.19	10.56	-	13.39	23.98
		106T	53	10.18	10.49	-	13.35	23.98
			54	10.20	10.29	-	13.26	23.98
		242T	61	10.00	10.20	-	13.11	23.98
		SU	-	10.07	10.51	-	13.31	23.98

Note:

1. Conducted Output power(dB m) = $10\log(10^{(\text{ANT } 1/10)} + 10^{(\text{ANT } 2/10)})$ (dB m) + DCF(dB)

KCTL Inc.

65, Sinwon-ro, Yeongtong-gu,
Suwon-si, Gyeonggi-do, 16677, Korea
TEL: 82-31-285-0894 FAX: 82-505-299-8311
www.kctl.co.kr

Report No.:
KR21-SRF0163
Page (49) of (257)

**e.i.r.p.**

Channel	Frequency (MHz)	Tones	RU offset	Conducted Output Power (dBm)	ANT gain (dBi)	MAX e.i.r.p (dBm)	MAX e.i.r.p Limit (dBm)
Low	5 180	26T	0	13.40	-1.10	12.30	22.64
			4	12.97		11.87	22.39
			8	13.40		12.30	22.73
		52T	37	13.26		12.16	22.62
			38	13.06		11.96	22.33
			40	13.27		12.17	22.64
		106T	53	13.22		12.12	22.63
			54	13.26		12.16	22.63
		242T	61	13.11		12.01	22.77
		SU	-	13.20		12.10	22.77
Mid	5 200	26T	0	13.45	12.35	22.69	
			4	13.01	11.91	22.38	
			8	13.43	12.33	22.69	
		52T	37	13.27	12.17	22.66	
			38	13.07	11.97	22.36	
			40	13.32	12.22	22.61	
		106T	53	13.27	12.17	22.66	
			54	13.28	12.18	22.63	
		242T	61	13.15	12.05	22.78	
		SU	-	13.18	12.08	22.78	
High	5 240	26T	0	13.50	12.40	22.66	
			4	13.06	11.96	22.36	
			8	13.52	12.42	22.70	
		52T	37	13.36	12.26	22.66	
			38	13.14	12.04	22.38	
			40	13.39	12.29	22.61	
		106T	53	13.35	12.25	22.66	
			54	13.26	12.16	22.62	
		242T	61	13.11	12.01	22.78	
		SU	-	13.31	12.21	22.78	

Notes:

1. e.i.r.p. Calculation: e.i.r.p. (dBm) = Conducted output power (dBm) + Antenna gain (dBi)
2. The max e.i.r.p. limit has reported Ant1 or Ant2, whichever is less

KCTL Inc.

65, Sinwon-ro, Yeongtong-gu,
Suwon-si, Gyeonggi-do, 16677, Korea
TEL: 82-31-285-0894 FAX: 82-505-299-8311
www.kctl.co.kr

Report No.:
KR21-SRF0163
Page (50) of (257)



802.11ax HE40 MIMO in the UNII-1 band
Conducted Output Power

Channel	Frequency (MHz)	Tones	RU offset	Measured power ANT 1 (dBm)	Measured power ANT 2 (dBm)	DCF (dB)	Conducted output power (dBm)	Conducted Power Limit (dBm)
							Average	
Low	5 190	26T	0	10.05	10.36	-	13.22	23.98
			9	9.95	10.14	-	13.06	23.98
			17	10.17	10.36	-	13.28	23.98
		52T	37	10.14	10.45	-	13.31	23.98
			41	10.01	10.29	-	13.16	23.98
			44	10.28	10.44	-	13.37	23.98
		106T	53	10.15	10.44	-	13.31	23.98
			54	10.03	10.25	-	13.15	23.98
			56	10.20	10.40	-	13.31	23.98
		242T	61	10.01	10.25	0.12	13.26	23.98
			62	10.03	10.21	0.12	13.25	23.98
		484T	65	9.76	10.14	-	12.96	23.98
		SU	-	10.34	10.47	-	13.42	23.98
		High	5 230	26T	0	10.17	10.70	-
9	9.98				10.46	-	13.24	23.98
17	10.26				10.70	-	13.50	23.98
52T	37			10.22	10.78	-	13.52	23.98
	41			10.14	10.60	-	13.39	23.98
	44			10.29	10.78	-	13.55	23.98
106T	53			10.27	10.74	-	13.52	23.98
	54			10.12	10.58	-	13.37	23.98
	56			10.28	10.82	-	13.57	23.98
242T	61			10.08	10.65	0.12	13.50	23.98
	62			10.10	10.64	0.12	13.51	23.98
484T	65			9.88	10.52	-	13.22	23.98
SU	-			10.25	10.70	-	13.49	23.98

Note:

1. Conducted Output power(dB m) = $10\log(10^{(ANT\ 1/10)} + 10^{(ANT\ 2/10)})$ (dB m) + DCF(dB)

KCTL Inc.

65, Sinwon-ro, Yeongtong-gu,
Suwon-si, Gyeonggi-do, 16677, Korea
TEL: 82-31-285-0894 FAX: 82-505-299-8311
www.kctl.co.kr

Report No.:
KR21-SRF0163
Page (51) of (257)

**e.i.r.p.**

Channel	Frequency (MHz)	Tones	RU offset	Conducted Output Power (dBm)	ANT gain (dBi)	MAX e.i.r.p (dBm)	MAX e.i.r.p Limit (dBm)		
Low	5 190	26T	0	13.22	-1.10	12.12	23.01		
			9	13.06		11.96	23.01		
			17	13.28		12.18	23.01		
		52T	37	13.31		12.21	23.01		
			41	13.16		12.06	23.01		
			44	13.37		12.27	23.01		
		106T	53	13.31		12.21	23.01		
			54	13.15		12.05	23.01		
			56	13.31		12.21	23.01		
		242T	61	13.26		12.16	23.01		
			62	13.25		12.15	23.01		
		484T	65	12.96		11.86	23.01		
		SU	-	13.42		12.32	23.01		
		High	5 230	26T		0	13.45	12.35	23.01
						9	13.24	12.14	23.01
						17	13.50	12.40	23.01
52T	37			13.52	12.42	23.01			
	41			13.39	12.29	23.01			
	44			13.55	12.45	23.01			
106T	53			13.52	12.42	23.01			
	54			13.37	12.27	23.01			
	56			13.57	12.47	23.01			
242T	61			13.50	12.40	23.01			
	62			13.51	12.41	23.01			
484T	65			13.22	12.12	23.01			
SU	-			13.49	12.39	23.01			

Notes:

1. e.i.r.p. Calculation: e.i.r.p. (dBm) = Conducted output power (dBm) + Antenna gain (dBi)
2. The max e.i.r.p. limit has reported Ant1 or Ant2, whichever is less

KCTL Inc.

65, Sinwon-ro, Yeongtong-gu,
Suwon-si, Gyeonggi-do, 16677, Korea
TEL: 82-31-285-0894 FAX: 82-505-299-8311
www.kctl.co.kr

Report No.:
KR21-SRF0163
Page (52) of (257)



802.11ax HE80 MIMO in the UNII-1 band
Conducted Output Power

Channel	Frequency (MHz)	Tones	RU offset	Measured power ANT 1 (dBm)	Measured power ANT 2 (dBm)	DCF (dB)	Conducted output power (dBm)	Conducted Power Limit (dBm)
							Average	
Low	5 210	26T	0	10.58	10.56	-	13.58	23.98
			18	10.53	10.37	-	13.46	23.98
			36	10.71	10.56	-	13.65	23.98
		52T	37	10.59	10.61	-	13.61	23.98
			45	10.56	10.43	-	13.51	23.98
			52	10.74	10.58	-	13.67	23.98
		106T	53	10.49	10.49	0.11	13.61	23.98
			57	10.51	10.37	0.11	13.56	23.98
			60	10.65	10.46	0.11	13.68	23.98
		242T	61	10.45	10.38	0.16	13.59	23.98
			62	10.41	10.36	0.16	13.56	23.98
			64	10.57	10.38	0.16	13.65	23.98
		484T	65	10.27	10.24	0.20	13.47	23.98
			66	10.33	10.22	0.20	13.49	23.98
		996T	67	10.00	9.95	-	12.99	23.98
		SU	-	10.06	10.44	-	13.26	23.98

Note:

1. Conducted Output power(dB m) = $10\log(10^{(\text{ANT } 1/10)} + 10^{(\text{ANT } 2/10)})$ (dB m) + DCF_(dB)

KCTL Inc.

65, Sinwon-ro, Yeongtong-gu,
Suwon-si, Gyeonggi-do, 16677, Korea
TEL: 82-31-285-0894 FAX: 82-505-299-8311
www.kctl.co.kr

Report No.:
KR21-SRF0163
Page (53) of (257)

**e.i.r.p.**

Channel	Frequency (MHz)	Tones	RU offset	Conducted Output Power (dBm)	ANT gain (dBi)	MAX e.i.r.p (dBm)	MAX e.i.r.p Limit (dBm)
Low	5 210	26T	0	13.58	-1.10	12.48	23.01
			18	13.46		12.36	23.01
			36	13.65		12.55	23.01
		52T	37	13.61		12.51	23.01
			45	13.51		12.41	23.01
			52	13.67		12.57	23.01
		106T	53	13.61		12.51	23.01
			57	13.56		12.46	23.01
			60	13.68		12.58	23.01
		242T	61	13.59		12.49	23.01
			62	13.56		12.46	23.01
			64	13.65		12.55	23.01
		484T	65	13.47		12.37	23.01
			66	13.49		12.39	23.01
		996T	67	12.99		11.89	23.01
		SU	-	13.26		12.16	23.01

Notes:

- e.i.r.p. Calculation: e.i.r.p. (dBm) = Conducted output power (dBm) + Antenna gain (dBi)
- The max e.i.r.p. limit has reported Ant1 or Ant2, whichever is less

KCTL Inc.

65, Sinwon-ro, Yeongtong-gu,
Suwon-si, Gyeonggi-do, 16677, Korea
TEL: 82-31-285-0894 FAX: 82-505-299-8311
www.kctl.co.kr

Report No.:
KR21-SRF0163
Page (54) of (257)



802.11ax HE20 MIMO in the UNII-2A band
Conducted Output Power

Channel	Frequency (MHz)	Tones	RU offset	Measured power ANT 1 (dBm)	Measured power ANT 2 (dBm)	DCF (dB)	Conducted output power (dBm)	Conducted Power Limit (dBm)
							Average	
Low	5 260	26T	0	10.46	10.52	-	13.50	23.98
			4	10.02	10.10	-	13.07	23.77
			8	10.48	10.55	-	13.53	23.98
		52T	37	10.34	10.41	-	13.39	23.98
			38	10.12	10.17	-	13.16	23.82
			40	10.36	10.43	-	13.41	23.98
		106T	53	10.32	10.37	-	13.36	23.98
			54	10.33	10.38	-	13.37	23.98
		242T	61	10.15	10.32	-	13.25	23.98
		SU	-	10.36	10.73	-	13.56	23.98
Mid	5 280	26T	0	10.42	10.52	-	13.48	23.98
			4	9.98	10.08	-	13.04	23.73
			8	10.44	10.59	-	13.53	23.98
		52T	37	10.28	10.41	-	13.36	23.98
			38	10.07	10.18	-	13.14	23.82
			40	10.27	10.45	-	13.37	23.98
		106T	53	10.27	10.35	-	13.32	23.98
			54	10.29	10.39	-	13.35	23.98
		242T	61	10.07	10.30	-	13.20	23.98
		SU	-	10.35	10.75	-	13.56	23.98
High	5 320	26T	0	9.81	10.15	-	12.99	23.98
			4	9.36	9.72	-	12.55	23.75
			8	9.83	10.18	-	13.02	23.98
		52T	37	9.68	9.99	-	12.85	23.98
			38	9.44	9.80	-	12.63	23.76
			40	9.63	10.08	-	12.87	23.98
		106T	53	9.68	9.98	-	12.84	23.98
			54	9.66	10.02	-	12.85	23.98
		242T	61	9.48	9.91	-	12.71	23.98
		SU	-	10.03	10.41	-	13.23	23.98

Note:

1. Conducted Output power(dB m) = $10\log(10^{(\text{ANT } 1/10)} + 10^{(\text{ANT } 2/10)})$ (dB m) + DCF(dB)

KCTL Inc.

65, Sinwon-ro, Yeongtong-gu,
Suwon-si, Gyeonggi-do, 16677, Korea
TEL: 82-31-285-0894 FAX: 82-505-299-8311
www.kctl.co.kr

Report No.:
KR21-SRF0163
Page (55) of (257)

**e.i.r.p.**

Channel	Frequency (MHz)	Tones	RU offset	Conducted Output Power (dBm)	ANT gain (dBi)	MAX e.i.r.p (dBm)	MAX e.i.r.p Limit (dBm)		
Low	5 260	26T	0	13.50	0.26	13.76	29.70		
			4	13.07		13.33	29.33		
			8	13.53		13.79	29.69		
		52T	37	13.39		13.65	29.64		
			38	13.16		13.42	29.38		
			40	13.41		13.67	29.62		
		106T	53	13.36		13.62	29.66		
			54	13.37		13.63	29.62		
		242T	61	13.25		13.51	29.77		
		SU	-	13.56		13.82	29.77		
		Mid	5 280	26T		0	13.48	13.74	29.68
						4	13.04	13.30	29.35
8	13.53				13.79	29.70			
52T	37			13.36	13.62	29.67			
	38			13.14	13.40	29.35			
	40			13.37	13.63	29.61			
106T	53			13.32	13.58	29.64			
	54			13.35	13.61	29.63			
242T	61			13.20	13.46	29.77			
SU	-			13.56	13.82	29.77			
High	5 320			26T	0	12.99	13.25	29.68	
					4	12.55	12.81	29.35	
		8	13.02		13.28	29.73			
		52T	37	12.85	13.11	29.64			
			38	12.63	12.89	29.36			
			40	12.87	13.13	29.61			
		106T	53	12.84	13.10	29.66			
			54	12.85	13.11	29.64			
		242T	61	12.71	12.97	29.78			
		SU	-	13.23	13.49	29.78			

Notes:

1. e.i.r.p. Calculation: e.i.r.p. (dBm) = Conducted output power (dBm) + Antenna gain (dBi)
2. The max e.i.r.p. limit has reported Ant1 or Ant2, whichever is less

KCTL Inc.

65, Sinwon-ro, Yeongtong-gu,
Suwon-si, Gyeonggi-do, 16677, Korea
TEL: 82-31-285-0894 FAX: 82-505-299-8311
www.kctl.co.kr

Report No.:
KR21-SRF0163
Page (56) of (257)



802.11ax HE40 MIMO in the UNII-2A band
Conducted Output Power

Channel	Frequency (MHz)	Tones	RU offset	Measured power ANT 1 (dBm)	Measured power ANT 2 (dBm)	DCF (dB)	Conducted output power (dBm)	Conducted Power Limit (dBm)
							Average	
Low	5 270	26T	0	10.29	10.75	-	13.54	23.98
			9	10.07	10.54	-	13.32	23.98
			17	10.31	10.81	-	13.58	23.98
		52T	37	10.36	10.86	-	13.63	23.98
			41	10.18	10.72	-	13.47	23.98
			44	10.38	10.91	-	13.66	23.98
		106T	53	10.37	10.83	-	13.62	23.98
			54	10.23	10.70	-	13.48	23.98
			56	10.35	10.86	-	13.62	23.98
		242T	61	10.18	10.63	0.12	13.54	23.98
			62	10.19	10.66	0.12	13.56	23.98
		484T	65	9.94	10.56	-	13.27	23.98
		SU	-	10.52	10.94	-	13.75	23.98
		High	5 310	26T	0	9.71	10.34	-
9	9.52				10.15	-	12.86	23.98
17	9.68				10.43	-	13.08	23.98
52T	37			9.86	10.41	-	13.15	23.98
	41			9.62	10.29	-	12.98	23.98
	44			9.77	10.50	-	13.16	23.98
106T	53			9.80	10.36	-	13.10	23.98
	54			9.65	10.26	-	12.98	23.98
	56			9.80	10.44	-	13.14	23.98
242T	61			9.63	10.20	0.12	13.05	23.98
	62			9.59	10.25	0.12	13.06	23.98
484T	65			9.52	10.13	-	12.85	23.98
SU	-			10.19	10.62	-	13.42	23.98

Note:

1. Conducted Output power(dB m) = $10\log(10^{(ANT\ 1/10)} + 10^{(ANT\ 2/10)})$ (dB m) + DCF(dB)

KCTL Inc.

65, Sinwon-ro, Yeongtong-gu,
Suwon-si, Gyeonggi-do, 16677, Korea
TEL: 82-31-285-0894 FAX: 82-505-299-8311
www.kctl.co.kr

Report No.:
KR21-SRF0163
Page (57) of (257)

**e.i.r.p.**

Channel	Frequency (MHz)	Tones	RU offset	Conducted Output Power (dBm)	ANT gain (dBi)	MAX e.i.r.p (dBm)	MAX e.i.r.p Limit (dBm)		
Low	5 270	26T	0	13.54	0.26	13.80	30.00		
			9	13.32		13.58	30.00		
			17	13.58		13.84	30.00		
		52T	37	13.63		13.89	30.00		
			41	13.47		13.73	30.00		
			44	13.66		13.92	30.00		
		106T	53	13.62		13.88	30.00		
			54	13.48		13.74	30.00		
			56	13.62		13.88	30.00		
		242T	61	13.54		13.80	30.00		
			62	13.56		13.82	30.00		
		484T	65	13.27		13.53	30.00		
		SU	-	13.75		14.01	30.00		
		High	5 310	26T		0	13.05	13.31	30.00
						9	12.86	13.12	30.00
						17	13.08	13.34	30.00
52T	37			13.15	13.41	30.00			
	41			12.98	13.24	30.00			
	44			13.16	13.42	30.00			
106T	53			13.10	13.36	30.00			
	54			12.98	13.24	30.00			
	56			13.14	13.40	30.00			
242T	61			13.05	13.31	30.00			
	62			13.06	13.32	30.00			
484T	65			12.85	13.11	30.00			
SU	-			13.42	13.68	30.00			

Notes:

1. e.i.r.p. Calculation: e.i.r.p. (dBm) = Conducted output power (dBm) + Antenna gain (dBi)
2. The max e.i.r.p. limit has reported Ant1 or Ant2, whichever is less

KCTL Inc.

65, Sinwon-ro, Yeongtong-gu,
Suwon-si, Gyeonggi-do, 16677, Korea
TEL: 82-31-285-0894 FAX: 82-505-299-8311
www.kctl.co.kr

Report No.:
KR21-SRF0163
Page (58) of (257)



802.11ax HE80 MIMO in the UNII-2A band
Conducted Output Power

Channel	Frequency (MHz)	Tones	RU offset	Measured power ANT 1 (dBm)	Measured power ANT 2 (dBm)	DCF (dB)	Conducted output power (dBm)	Conducted Power Limit (dBm)
							Average	
Low	5 290	26T	0	10.53	10.57	-	13.56	23.98
			18	10.39	10.50	-	13.46	23.98
			36	10.49	10.67	-	13.59	23.98
		52T	37	10.53	10.55	-	13.55	23.98
			45	10.43	10.53	-	13.49	23.98
			52	10.46	10.73	-	13.61	23.98
		106T	53	10.43	10.48	0.11	13.58	23.98
			57	10.38	10.45	0.11	13.54	23.98
			60	10.40	10.60	0.11	13.62	23.98
		242T	61	10.37	10.43	0.16	13.57	23.98
			62	10.31	10.38	0.16	13.52	23.98
			64	10.35	10.52	0.16	13.61	23.98
		484T	65	10.14	10.21	0.20	13.39	23.98
			66	10.12	10.30	0.20	13.42	23.98
		996T	67	9.87	9.95	-	12.92	23.98
		SU	-	10.14	10.53	-	13.35	23.98

Note:

1. Conducted Output power(dB m) = $10\log(10^{(\text{ANT } 1/10)} + 10^{(\text{ANT } 2/10)})$ (dB m) + DCF_(dB)

KCTL Inc.

65, Sinwon-ro, Yeongtong-gu,
Suwon-si, Gyeonggi-do, 16677, Korea
TEL: 82-31-285-0894 FAX: 82-505-299-8311
www.kctl.co.kr

Report No.:
KR21-SRF0163
Page (59) of (257)

**e.i.r.p.**

Channel	Frequency (MHz)	Tones	RU offset	Conducted Output Power (dBm)	ANT gain (dBi)	MAX e.i.r.p (dBm)	MAX e.i.r.p Limit (dBm)
Low	5 290	26T	0	13.56	0.26	13.82	30.00
			18	13.46		13.72	30.00
			36	13.59		13.85	30.00
		52T	37	13.55		13.81	30.00
			45	13.49		13.75	30.00
			52	13.61		13.87	30.00
		106T	53	13.58		13.84	30.00
			57	13.54		13.80	30.00
			60	13.62		13.88	30.00
		242T	61	13.57		13.83	30.00
			62	13.52		13.78	30.00
			64	13.61		13.87	30.00
		484T	65	13.39		13.65	30.00
			66	13.42		13.68	30.00
		996T	67	12.92		13.18	30.00
		SU	-	13.35		13.61	30.00

Notes:

1. e.i.r.p. Calculation: e.i.r.p. (dBm) = Conducted output power (dBm) + Antenna gain (dBi)
2. The max e.i.r.p. limit has reported Ant1 or Ant2, whichever is less

KCTL Inc.

65, Sinwon-ro, Yeongtong-gu,
Suwon-si, Gyeonggi-do, 16677, Korea
TEL: 82-31-285-0894 FAX: 82-505-299-8311
www.kctl.co.kr

Report No.:
KR21-SRF0163
Page (60) of (257)


802.11ax HE20 MIMO in the UNII-2C band
Conducted Output Power

Channel	Frequency (MHz)	Tones	RU offset	Measured power ANT 1 (dBm)	Measured power ANT 2 (dBm)	DCF (dB)	Conducted output power (dBm)	Conducted Power Limit (dBm)
							Average	
Low	5 500	26T	0	10.05	10.40	-	13.24	23.98
			4	9.55	9.92	-	12.75	23.63
			8	9.96	10.36	-	13.17	23.98
		52T	37	9.90	10.22	-	13.07	23.98
			38	9.64	10.02	-	12.84	23.79
			40	9.83	10.22	-	13.04	23.98
		106T	53	9.85	10.19	-	13.03	23.98
			54	9.80	10.17	-	13.00	23.98
		242T	61	9.86	10.10	-	12.99	23.98
		SU	-	10.38	10.66	-	13.53	23.98
Mid	5 600	26T	0	10.09	10.48	-	13.30	23.98
			4	9.68	10.04	-	12.87	23.71
			8	10.13	10.45	-	13.30	23.98
		52T	37	9.95	10.36	-	13.17	23.98
			38	9.71	10.13	-	12.94	23.90
			40	9.95	10.34	-	13.16	23.98
		106T	53	9.90	10.33	-	13.13	23.98
			54	9.96	10.27	-	13.13	23.98
		242T	61	10.01	10.22	-	13.13	23.98
		SU	-	10.06	10.21	-	13.15	23.98
High	5 700	26T	0	10.21	10.88	-	13.57	23.98
			4	9.78	10.45	-	13.14	23.67
			8	10.21	10.89	-	13.57	23.98
		52T	37	10.09	10.75	-	13.44	23.98
			38	9.85	10.57	-	13.24	23.84
			40	10.12	10.77	-	13.47	23.98
		106T	53	10.12	10.72	-	13.44	23.98
			54	10.12	10.70	-	13.43	23.98
		242T	61	10.08	10.63	-	13.37	23.98
		SU	-	10.11	10.72	-	13.44	23.98
Straddle	5 720	26T	0	10.49	9.77	-	13.16	23.98
			4	10.01	9.31	-	12.68	23.76
		52T	37	10.35	9.64	-	13.02	23.98
			38	10.12	9.43	-	12.80	23.86
		106T	53	10.29	9.59	-	12.96	23.98

Note:

1. Conducted Output power(dB m) = $10\log(10^{(ANT\ 1/10)} + 10^{(ANT\ 2/10)})$ (dB m) + DCF(dB)

KCTL Inc.

65, Sinwon-ro, Yeongtong-gu,
Suwon-si, Gyeonggi-do, 16677, Korea
TEL: 82-31-285-0894 FAX: 82-505-299-8311
www.kctl.co.kr

Report No.:
KR21-SRF0163
Page (61) of (257)

**e.i.r.p.**

Channel	Frequency (MHz)	Tones	RU offset	Conducted Output Power (dBm)	ANT gain (dBi)	MAX e.i.r.p (dBm)	MAX e.i.r.p Limit (dBm)
Low	5 500	26T	0	13.24	-0.38	12.86	29.69
			4	12.75		12.37	29.35
			8	13.17		12.79	29.61
		52T	37	13.07		12.69	29.64
			38	12.84		12.46	29.38
			40	13.04		12.66	29.61
		106T	53	13.03		12.65	29.63
			54	13.00		12.62	29.64
		242T	61	12.99		12.61	29.77
		SU	-	13.53		13.15	29.77
Mid	5 600	26T	0	13.30	12.92	29.67	
			4	12.87	12.49	29.39	
			8	13.30	12.92	29.71	
		52T	37	13.17	12.79	29.67	
			38	12.94	12.56	29.35	
			40	13.16	12.78	29.62	
		106T	53	13.13	12.75	29.64	
			54	13.13	12.75	29.64	
		242T	61	13.13	12.75	29.77	
		SU	-	13.15	12.77	29.77	
High	5 700	26T	0	13.57	13.19	29.67	
			4	13.14	12.76	29.33	
			8	13.57	13.19	29.68	
		52T	37	13.44	13.06	29.63	
			38	13.24	12.86	29.38	
			40	13.47	13.09	29.62	
		106T	53	13.44	13.06	29.63	
			54	13.43	13.05	29.63	
		242T	61	13.37	12.99	29.77	
		SU	-	13.44	13.06	29.77	
Straddle	5 720	26T	0	13.16	12.78	29.69	
			4	12.68	12.30	29.39	
		52T	37	13.02	12.64	29.64	
			38	12.80	12.42	29.36	
		106T	53	12.96	12.58	29.66	

Notes:

1. e.i.r.p. Calculation: e.i.r.p. (dBm) = Conducted output power (dBm) + Antenna gain (dBi)
2. The max e.i.r.p. limit has reported Ant1 or Ant2, whichever is less

KCTL Inc.

65, Sinwon-ro, Yeongtong-gu,
Suwon-si, Gyeonggi-do, 16677, Korea
TEL: 82-31-285-0894 FAX: 82-505-299-8311
www.kctl.co.kr

Report No.:
KR21-SRF0163
Page (62) of (257)



802.11ax HE40 MIMO in the UNII-2C band
Conducted Output Power

Channel	Frequency (MHz)	Tones	RU offset	Measured power ANT 1 (dBm)	Measured power ANT 2 (dBm)	DCF (dB)	Conducted output power (dBm)	Conducted Power Limit (dBm)
							Average	
Low	5 510	26T	0	10.08	10.24	-	13.17	23.98
			9	9.74	9.95	-	12.86	23.98
			17	9.89	10.08	-	13.00	23.98
		52T	37	10.13	10.33	-	13.24	23.98
			41	9.87	10.09	-	12.99	23.98
			44	10.00	10.22	-	13.12	23.98
		106T	53	10.06	10.24	-	13.16	23.98
			54	9.93	10.08	-	13.02	23.98
			56	9.90	10.16	-	13.04	23.98
		242T	61	9.86	10.06	0.12	13.09	23.98
			62	9.75	10.01	0.12	13.01	23.98
		484T	65	9.70	9.92	-	12.82	23.98
		SU	-	10.33	10.74	-	13.55	23.98
		Mid	5 590	26T	0	10.14	10.26	-
9	9.90				9.97	-	12.95	23.98
17	10.13				10.12	-	13.14	23.98
52T	37			10.19	10.37	-	13.29	23.98
	41			10.04	10.10	-	13.08	23.98
	44			10.23	10.24	-	13.25	23.98
106T	53			10.15	10.33	-	13.25	23.98
	54			10.05	10.12	-	13.10	23.98
	56			10.09	10.18	-	13.15	23.98
242T	61			9.96	10.11	0.12	13.17	23.98
	62			9.95	10.04	0.12	13.13	23.98
484T	65			9.83	9.97	-	12.91	23.98
SU	-			10.03	10.40	-	13.23	23.98
High	5 670			26T	0	10.36	10.71	-
		9	10.08		10.44	-	13.27	23.98
		17	10.23		10.64	-	13.45	23.98
		52T	37	10.41	10.77	-	13.60	23.98
			41	10.19	10.60	-	13.41	23.98
			44	10.32	10.75	-	13.55	23.98
		106T	53	10.30	10.72	-	13.53	23.98
			54	10.19	10.57	-	13.39	23.98
			56	10.24	10.68	-	13.48	23.98
		242T	61	10.12	10.55	0.12	13.47	23.98
			62	10.06	10.51	0.12	13.42	23.98
		484T	65	9.96	10.42	-	13.21	23.98
		SU	-	10.26	10.58	-	13.43	23.98

KCTL Inc.

65, Sinwon-ro, Yeongtong-gu,
Suwon-si, Gyeonggi-do, 16677, Korea
TEL: 82-31-285-0894 FAX: 82-505-299-8311
www.kctl.co.kr

Report No.:
KR21-SRF0163
Page (63) of (257)



Channel	Frequency (MHz)	Tones	RU offset	Measured power ANT 1 (dBm)	Measured power ANT 2 (dBm)	DCF (dB)	Conducted output power (dBm)	Conducted Power Limit (dBm)
							Average	
Straddle	5 710	26T	0	10.56	9.10	-	12.90	23.98
			9	10.45	9.04	-	12.81	23.98
		52T	37	10.69	9.32	-	13.07	23.98
			41	10.54	9.19	-	12.93	23.98
		106T	53	10.62	9.25	-	13.00	23.98
			54	10.53	9.17	-	12.91	23.98
		242T	61	10.47	9.10	0.12	12.97	23.98

Note:

1. Conducted Output power(dB m) = $10\log(10^{(\text{ANT } 1/10)} + 10^{(\text{ANT } 2/10)})$ (dB m) + DCF(dB)

KCTL Inc.

65, Sinwon-ro, Yeongtong-gu,
Suwon-si, Gyeonggi-do, 16677, Korea
TEL: 82-31-285-0894 FAX: 82-505-299-8311
www.kctl.co.kr

Report No.:
KR21-SRF0163
Page (64) of (257)

**e.i.r.p.**

Channel	Frequency (MHz)	Tones	RU offset	Conducted Output Power (dBm)	ANT gain (dBi)	MAX e.i.r.p (dBm)	MAX e.i.r.p Limit (dBm)
Low	5 510	26T	0	13.17	-0.38	12.79	30.00
			9	12.86		12.48	30.00
			17	13.00		12.62	30.00
		52T	37	13.24		12.86	30.00
			41	12.99		12.61	30.00
			44	13.12		12.74	30.00
		106T	53	13.16		12.78	30.00
			54	13.02		12.64	30.00
			56	13.04		12.66	30.00
		242T	61	13.09		12.71	30.00
			62	13.01		12.63	30.00
		484T	65	12.82		12.44	30.00
		SU	-	13.55		13.17	30.00
		Mid	5 590	26T		0	13.21
9	12.95				12.57	30.00	
17	13.14				12.76	30.00	
52T	37			13.29	12.91	30.00	
	41			13.08	12.70	30.00	
	44			13.25	12.87	30.00	
106T	53			13.25	12.87	30.00	
	54			13.10	12.72	30.00	
	56			13.15	12.77	30.00	
242T	61			13.17	12.79	30.00	
	62			13.13	12.75	30.00	
484T	65			12.91	12.53	30.00	
SU	-			13.23	12.85	30.00	
High	5 670			26T	0	13.55	13.17
		9	13.27		12.89	30.00	
		17	13.45		13.07	30.00	
		52T	37	13.60	13.22	30.00	
			41	13.41	13.03	30.00	
			44	13.55	13.17	30.00	
		106T	53	13.53	13.15	30.00	
			54	13.39	13.01	30.00	
			56	13.48	13.10	30.00	
		242T	61	13.47	13.09	30.00	
			62	13.42	13.04	30.00	
		484T	65	13.21	12.83	30.00	
		SU	-	13.43	13.05	30.00	

KCTL Inc.

65, Sinwon-ro, Yeongtong-gu,
Suwon-si, Gyeonggi-do, 16677, Korea
TEL: 82-31-285-0894 FAX: 82-505-299-8311
www.kctl.co.kr

Report No.:
KR21-SRF0163
Page (65) of (257)



Channel	Frequency (MHz)	Tones	RU offset	Conducted Output Power (dBm)	ANT gain (dBi)	MAX e.i.r.p (dBm)	MAX e.i.r.p Limit (dBm)
Straddle	5 710	26T	0	12.90	-0.38	12.52	30.00
			9	12.81		12.43	30.00
		52T	37	13.07		12.69	30.00
			41	12.93		12.55	30.00
		106T	53	13.00		12.62	30.00
			54	12.91		12.53	30.00
		242T	61	12.97		12.59	30.00

Notes:

1. e.i.r.p. Calculation: e.i.r.p. (dBm) = Conducted output power (dBm) + Antenna gain (dBi)
2. The max e.i.r.p. limit has reported Ant1 or Ant2, whichever is less

KCTL Inc.

65, Sinwon-ro, Yeongtong-gu,
Suwon-si, Gyeonggi-do, 16677, Korea
TEL: 82-31-285-0894 FAX: 82-505-299-8311
www.kctl.co.kr

Report No.:
KR21-SRF0163
Page (66) of (257)


**802.11ax HE80 MIMO in the UNII-2C band
Conducted Output Power**

Channel	Frequency (MHz)	Tones	RU offset	Measured power ANT 1 (dBm)	Measured power ANT 2 (dBm)	DCF (dB)	Conducted output power (dBm)	Conducted Power Limit (dBm)
							Average	
Low	5 530	26T	0	10.56	10.32	-	13.45	23.98
			18	10.30	10.04	-	13.18	23.98
			36	10.31	9.93	-	13.13	23.98
		52T	37	10.61	10.29	-	13.46	23.98
			45	10.35	10.01	-	13.19	23.98
			52	10.36	9.95	-	13.17	23.98
		106T	53	10.48	10.15	0.11	13.44	23.98
			57	10.24	9.94	0.11	13.21	23.98
			60	10.10	9.90	0.11	13.12	23.98
		242T	61	10.36	10.10	0.16	13.40	23.98
			62	10.24	9.97	0.16	13.28	23.98
			64	10.07	9.84	0.16	13.13	23.98
		484T	65	10.10	9.86	0.20	13.19	23.98
			66	9.94	9.71	0.20	13.04	23.98
		996T	67	9.57	9.59	-	12.59	23.98
		SU	-	9.67	10.51	-	13.12	23.98
High	5 610	26T	0	10.73	10.19	-	13.48	23.98
			18	10.46	9.87	-	13.19	23.98
			36	10.64	9.89	-	13.29	23.98
		52T	37	10.69	10.22	-	13.47	23.98
			45	10.56	9.94	-	13.27	23.98
			52	10.67	9.93	-	13.33	23.98
		106T	53	10.59	10.13	0.11	13.49	23.98
			57	10.48	9.85	0.11	13.30	23.98
			60	10.51	9.84	0.11	13.31	23.98
		242T	61	10.51	10.01	0.16	13.44	23.98
			62	10.47	9.87	0.16	13.35	23.98
			64	10.46	9.76	0.16	13.29	23.98
		484T	65	10.28	9.77	0.20	13.24	23.98
			66	10.25	9.62	0.20	13.16	23.98
		996T	67	9.77	9.47	-	12.63	23.98
		SU	-	9.81	10.12	-	12.98	23.98

KCTL Inc.

65, Sinwon-ro, Yeongtong-gu,
Suwon-si, Gyeonggi-do, 16677, Korea
TEL: 82-31-285-0894 FAX: 82-505-299-8311
www.kctl.co.kr

Report No.:
KR21-SRF0163
Page (67) of (257)



Channel	Frequency (MHz)	Tones	RU offset	Measured power ANT 1 (dBm)	Measured power ANT 2 (dBm)	DCF (dB)	Conducted output power (dBm)	Conducted Power Limit (dBm)
							Average	
Straddle	5 690	26T	0	10.66	9.36	-	13.07	23.98
			18	10.46	9.23	-	12.90	23.98
		52T	37	10.64	9.37	-	13.06	23.98
			45	10.53	9.43	-	13.03	23.98
		106T	53	10.57	9.28	0.11	13.09	23.98
			57	10.50	9.21	0.11	13.02	23.98
		242T	61	10.50	9.23	0.16	13.08	23.98
			62	10.48	9.16	0.16	13.04	23.98
		484T	65	10.27	9.02	0.20	12.90	23.98

Note:

1. Conducted Output power(dB m) = $10\log(10^{(\text{ANT } 1/10)} + 10^{(\text{ANT } 2/10)})$ (dB m) + DCF_(dB)

KCTL Inc.

65, Sinwon-ro, Yeongtong-gu,
Suwon-si, Gyeonggi-do, 16677, Korea
TEL: 82-31-285-0894 FAX: 82-505-299-8311
www.kctl.co.kr

Report No.:
KR21-SRF0163
Page (68) of (257)

**e.i.r.p.**

Channel	Frequency (MHz)	Tones	RU offset	Conducted Output Power (dBm)	ANT gain (dBi)	MAX e.i.r.p (dBm)	MAX e.i.r.p Limit (dBm)
Low	5 530	26T	0	13.45	-0.38	13.07	30.00
			18	13.18		12.80	30.00
			36	13.13		12.75	30.00
		52T	37	13.46		13.08	30.00
			45	13.19		12.81	30.00
			52	13.17		12.79	30.00
		106T	53	13.44		13.06	30.00
			57	13.21		12.83	30.00
			60	13.12		12.74	30.00
		242T	61	13.40		13.02	30.00
			62	13.28		12.90	30.00
			64	13.13		12.75	30.00
		484T	65	13.19		12.81	30.00
			66	13.04		12.66	30.00
		996T	67	12.59		12.21	30.00
		SU	-	13.12		12.74	30.00
High	5 610	26T	0	13.48	13.10	30.00	
			18	13.19	12.81	30.00	
			36	13.29	12.91	30.00	
		52T	37	13.47	13.09	30.00	
			45	13.27	12.89	30.00	
			52	13.33	12.95	30.00	
		106T	53	13.49	13.11	30.00	
			57	13.30	12.92	30.00	
			60	13.31	12.93	30.00	
		242T	61	13.44	13.06	30.00	
			62	13.35	12.97	30.00	
			64	13.29	12.91	30.00	
		484T	65	13.24	12.86	30.00	
			66	13.16	12.78	30.00	
		996T	67	12.63	12.25	30.00	
		SU	-	12.98	12.60	30.00	

KCTL Inc.

65, Sinwon-ro, Yeongtong-gu,
Suwon-si, Gyeonggi-do, 16677, Korea
TEL: 82-31-285-0894 FAX: 82-505-299-8311
www.kctl.co.kr

Report No.:
KR21-SRF0163
Page (69) of (257)



Channel	Frequency (MHz)	Tones	RU offset	Conducted Output Power (dBm)	ANT gain (dBi)	MAX e.i.r.p (dBm)	MAX e.i.r.p Limit (dBm)
Straddle	5 690	26T	0	13.07	-0.38	12.69	30.00
			18	12.90		12.52	30.00
		52T	37	13.06		12.68	30.00
			45	13.03		12.65	30.00
		106T	53	13.09		12.71	30.00
			57	13.02		12.64	30.00
		242T	61	13.08		12.70	30.00
			62	13.04		12.66	30.00
		484T	65	12.90		12.52	30.00

Notes:

1. e.i.r.p. Calculation: $e.i.r.p. (dBm) = \text{Conducted output power (dBm)} + \text{Antenna gain (dBi)}$
2. The max e.i.r.p. limit has reported Ant1 or Ant2, whichever is less

KCTL Inc.

65, Sinwon-ro, Yeongtong-gu,
Suwon-si, Gyeonggi-do, 16677, Korea
TEL: 82-31-285-0894 FAX: 82-505-299-8311
www.kctl.co.kr

Report No.:
KR21-SRF0163
Page (70) of (257)



802.11ax HE20 MIMO in the UNII-3 band
Conducted Output Power

Channel	Frequency (MHz)	Tones	RU offset	Measured power ANT 1 (dBm)	Measured power ANT 2 (dBm)	DCF (dB)	Conducted output power (dBm)	Conducted Power Limit (dBm)
							Average	
Straddle	5 720	26T	8	10.49	9.78	-	13.16	30.00
		52T	40	10.36	9.62	-	13.02	30.00
Low	5 745	26T	0	9.82	10.86	-	13.38	30.00
			4	9.30	10.45	-	12.92	30.00
			8	9.76	10.94	-	13.40	30.00
		52T	37	9.67	10.79	-	13.28	30.00
			38	9.44	10.59	-	13.06	30.00
			40	9.63	10.83	-	13.28	30.00
		106T	53	9.65	10.73	-	13.23	30.00
			54	9.55	10.77	-	13.21	30.00
		242T	61	9.52	10.67	-	13.14	30.00
		SU	-	9.53	10.70	-	13.16	30.00
		Mid	5 785	26T	0	9.55	10.56	-
4	9.03				10.13	-	12.63	30.00
8	9.46				10.64	-	13.10	30.00
52T	37			9.40	10.42	-	12.95	30.00
	38			9.14	10.21	-	12.72	30.00
	40			9.28	10.49	-	12.94	30.00
106T	53			9.35	10.36	-	12.89	30.00
	54			9.26	10.42	-	12.89	30.00
242T	61			9.23	10.31	-	12.81	30.00
SU	-			9.56	10.79	-	13.23	30.00
High	5 825			26T	0	10.10	10.71	-
		4	9.60		10.09	-	12.86	30.00
		8	9.98		10.59	-	13.31	30.00
		52T	37	9.91	10.36	-	13.15	30.00
			38	9.70	10.18	-	12.96	30.00
			40	9.84	10.47	-	13.18	30.00
		106T	53	9.91	10.31	-	13.12	30.00
			54	9.85	10.42	-	13.15	30.00
		242T	61	9.77	10.29	-	13.05	30.00
		SU	-	9.62	10.51	-	13.10	30.00

Note:

1. Conducted Output power(dB m) = $10\log(10^{(\text{ANT } 1/10)} + 10^{(\text{ANT } 2/10)})$ (dB m) + DCF_(dB)

KCTL Inc.

65, Sinwon-ro, Yeongtong-gu,
Suwon-si, Gyeonggi-do, 16677, Korea
TEL: 82-31-285-0894 FAX: 82-505-299-8311
www.kctl.co.kr

Report No.:
KR21-SRF0163
Page (71) of (257)

**e.i.r.p.**

Channel	Frequency (MHz)	Tones	RU offset	Conducted Output Power (dBm)	ANT gain (dBi)	MAX e.i.r.p (dBm)	MAX e.i.r.p Limit (dBm)
Straddle	5 720	26T	8	13.16	-0.14	13.02	30.00
		52T	40	13.02		12.88	30.00
Low	5 745	26T	0	13.38		13.24	30.00
			4	12.92		12.78	30.00
			8	13.40		13.26	30.00
		52T	37	13.28		13.14	30.00
			38	13.06		12.92	30.00
			40	13.28		13.14	30.00
		106T	53	13.23		13.09	30.00
			54	13.21		13.07	30.00
		242T	61	13.14		13.00	30.00
		SU	-	13.16		13.02	30.00
Mid	5 785	26T	0	13.09		12.95	30.00
			4	12.63		12.49	30.00
			8	13.10		12.96	30.00
		52T	37	12.95		12.81	30.00
			38	12.72		12.58	30.00
			40	12.94		12.80	30.00
		106T	53	12.89		12.75	30.00
			54	12.89		12.75	30.00
		242T	61	12.81		12.67	30.00
		SU	-	13.23		13.09	30.00
High	5 825	26T	0	13.43		13.29	30.00
			4	12.86		12.72	30.00
			8	13.31	13.17	30.00	
		52T	37	13.15	13.01	30.00	
			38	12.96	12.82	30.00	
			40	13.18	13.04	30.00	
		106T	53	13.12	12.98	30.00	
			54	13.15	13.01	30.00	
		242T	61	13.05	12.91	30.00	
		SU	-	13.10	12.96	30.00	

Notes:

1. e.i.r.p. Calculation: e.i.r.p. (dBm) = Conducted output power (dBm) + Antenna gain (dBi)

KCTL Inc.

65, Sinwon-ro, Yeongtong-gu,
Suwon-si, Gyeonggi-do, 16677, Korea
TEL: 82-31-285-0894 FAX: 82-505-299-8311
www.kctl.co.kr

Report No.:
KR21-SRF0163
Page (72) of (257)



802.11ax HE40 MIMO in the UNII-3 band
Conducted Output Power

Channel	Frequency (MHz)	Tones	RU offset	Measured power ANT 1 (dBm)	Measured power ANT 2 (dBm)	DCF (dB)	Conducted output power (dBm)	Conducted Power Limit (dBm)
							Average	
Straddle	5 710	26T	17	10.70	9.41	-	13.11	30.00
		52T	44	10.76	9.47	-	13.17	30.00
Low	5 755	26T	0	9.72	10.76	-	13.28	30.00
			9	9.41	10.60	-	13.06	30.00
			17	9.54	10.86	-	13.26	30.00
		52T	37	9.82	10.87	-	13.39	30.00
			41	9.50	10.70	-	13.15	30.00
			44	9.61	10.96	-	13.35	30.00
		106T	53	9.72	10.81	-	13.31	30.00
			54	9.53	10.70	-	13.16	30.00
			56	9.57	10.87	-	13.28	30.00
		242T	61	9.52	10.65	0.12	13.25	30.00
			62	9.43	10.70	0.12	13.24	30.00
		484T	65	9.35	10.57	-	13.01	30.00
		SU	-	9.34	10.76	-	13.12	30.00
		High	5 795	26T	0	9.40	10.37	-
9	9.10				10.23	-	12.71	30.00
17	9.23				10.53	-	12.94	30.00
52T	37			9.51	10.45	-	13.02	30.00
	41			9.21	10.35	-	12.83	30.00
	44			9.34	10.63	-	13.04	30.00
106T	53			9.44	10.40	-	12.96	30.00
	54			9.22	10.33	-	12.82	30.00
	56			9.24	10.55	-	12.95	30.00
242T	61			9.18	10.27	0.12	12.89	30.00
	62			9.10	10.34	0.12	12.89	30.00
484T	65			9.03	10.21	-	12.67	30.00
SU	-			9.28	10.57	-	12.98	30.00

Note:

1. Conducted Output power(dB m) = $10\log(10^{(\text{ANT } 1/10)} + 10^{(\text{ANT } 2/10)})$ (dB m) + DCF(dB)

KCTL Inc.

65, Sinwon-ro, Yeongtong-gu,
Suwon-si, Gyeonggi-do, 16677, Korea
TEL: 82-31-285-0894 FAX: 82-505-299-8311
www.kctl.co.kr

Report No.:
KR21-SRF0163
Page (73) of (257)

**e.i.r.p.**

Channel	Frequency (MHz)	Tones	RU offset	Conducted Output Power (dBm)	ANT gain (dBi)	MAX e.i.r.p (dBm)	MAX e.i.r.p Limit (dBm)		
Straddle	5 710	26T	17	13.11	-0.14	12.97	30.00		
		52T	44	13.17		13.03	30.00		
Low	5 755	26T	0	13.28		13.14	30.00		
			9	13.06		12.92	30.00		
		52T	17	13.26		13.12	30.00		
			37	13.39		13.25	30.00		
		106T	41	13.15		13.01	30.00		
			44	13.35		13.21	30.00		
		242T	53	13.31		13.17	30.00		
			54	13.16		13.02	30.00		
		484T	56	13.28		13.14	30.00		
			61	13.25		13.11	30.00		
		SU	62	13.24		13.10	30.00		
			65	13.01		12.87	30.00		
		High	5 795	26T		-	13.12	12.98	30.00
						0	12.92	12.78	30.00
52T	9			12.71		12.57	30.00		
	17			12.94		12.80	30.00		
106T	37			13.02		12.88	30.00		
	41			12.83		12.69	30.00		
242T	44			13.04		12.90	30.00		
	53			12.96		12.82	30.00		
484T	54			12.82		12.68	30.00		
	56			12.95		12.81	30.00		
SU	61			12.89	12.75	30.00			
	62			12.89	12.75	30.00			
SU	65			12.67	12.53	30.00			
	-			12.98	12.84	30.00			

Notes:

1. e.i.r.p. Calculation: e.i.r.p. (dBm) = Conducted output power (dBm) + Antenna gain (dBi)

KCTL Inc.

65, Sinwon-ro, Yeongtong-gu,
Suwon-si, Gyeonggi-do, 16677, Korea
TEL: 82-31-285-0894 FAX: 82-505-299-8311
www.kctl.co.kr

Report No.:
KR21-SRF0163
Page (74) of (257)



802.11ax HE80 MIMO in the UNII-3 band
Conducted Output Power

Channel	Frequency (MHz)	Tones	RU offset	Measured power ANT 1 (dBm)	Measured power ANT 2 (dBm)	DCF (dB)	Conducted output power (dBm)	Conducted Power Limit (dBm)
							Average	
Straddle	5 690	26T	36	10.70	9.54	-	13.17	30.00
		52T	52	10.69	9.66	-	13.22	30.00
Low	5 775	26T	0	9.59	10.21	-	12.92	30.00
			18	9.20	10.21	-	12.74	30.00
			36	9.17	10.53	-	12.91	30.00
		52T	37	9.63	10.23	-	12.95	30.00
			45	9.23	10.25	-	12.78	30.00
			52	9.17	10.55	-	12.92	30.00
		106T	53	9.55	10.18	0.11	13.00	30.00
			57	9.17	10.21	0.11	12.84	30.00
			60	9.12	10.42	0.11	12.94	30.00
		242T	61	9.39	10.14	0.16	12.95	30.00
			62	9.21	10.11	0.16	12.85	30.00
			64	9.07	10.33	0.16	12.92	30.00
		484T	65	9.14	9.94	0.20	12.77	30.00
			66	8.92	10.08	0.20	12.75	30.00
		996T	67	8.66	9.69	-	12.22	30.00
		SU	-	10.03	10.73	-	13.40	30.00

Note:

1. Conducted Output power(dB m) = $10\log(10^{(\text{ANT } 1/10)} + 10^{(\text{ANT } 2/10)})$ (dB m) + DCF(dB)

KCTL Inc.

65, Sinwon-ro, Yeongtong-gu,
Suwon-si, Gyeonggi-do, 16677, Korea
TEL: 82-31-285-0894 FAX: 82-505-299-8311
www.kctl.co.kr

Report No.:
KR21-SRF0163
Page (75) of (257)

**e.i.r.p.**

Channel	Frequency (MHz)	Tones	RU offset	Conducted Output Power (dBm)	ANT gain (dBi)	MAX e.i.r.p (dBm)	MAX e.i.r.p Limit (dBm)
Straddle	5 690	26T	36	13.17	-0.14	13.03	30.00
		52T	52	13.22		13.08	30.00
Low	5 775	26T	0	12.92		12.78	30.00
			18	12.74		12.60	30.00
			36	12.91		12.77	30.00
		52T	37	12.95		12.81	30.00
			45	12.78		12.64	30.00
			52	12.92		12.78	30.00
		106T	53	13.00		12.86	30.00
			57	12.84		12.70	30.00
			60	12.94		12.80	30.00
		242T	61	12.95		12.81	30.00
			62	12.85		12.71	30.00
			64	12.92		12.78	30.00
		484T	65	12.77		12.63	30.00
			66	12.75		12.61	30.00
		996T	67	12.22		12.08	30.00
		SU	-	13.40		13.26	30.00

Notes:

1. e.i.r.p. Calculation: e.i.r.p. (dBm) = Conducted output power (dBm) + Antenna gain (dBi)

KCTL Inc.

65, Sinwon-ro, Yeongtong-gu,
Suwon-si, Gyeonggi-do, 16677, Korea
TEL: 82-31-285-0894 FAX: 82-505-299-8311
www.kctl.co.kr

Report No.:
KR21-SRF0163
Page (76) of (257)


**802.11ax HE20 MIMO in the Straddle
Conducted Output Power**

Band	Frequency (MHz)	Tones	RU offset	Measured power ANT 1 (dBm)	Measured power ANT 2 (dBm)	DCF (dB)	Conducted output power (dBm)	Conducted Power Limit (dBm)
							Average	
UNII-2C	5 720	106T	54	6.23	5.56	-	8.92	22.66
		SU	-	8.62	7.92	-	11.29	22.91
UNII-3		106T	54	7.23	6.58	-	9.93	30.00
		SU	-	3.06	2.47	-	5.79	30.00

**802.11ax HE40 MIMO in the Straddle
Conducted Output Power**

Band	Frequency (MHz)	Tones	RU offset	Measured power ANT 1 (dBm)	Measured power ANT 2 (dBm)	DCF (dB)	Conducted output power (dBm)	Conducted Power Limit (dBm)
							Average	
UNII-2C	5 710	106T	56	7.45	6.10	-	9.84	23.98
		242T	62	9.16	7.77	0.12	11.65	23.98
		SU	-	9.37	7.87	-	11.69	23.98
UNII-3		106T	56	7.08	5.76	-	9.48	30.00
		242T	62	3.44	2.07	0.12	5.94	30.00
		SU	-	-0.77	-2.02	-	1.66	30.00

**802.11ax HE80 MIMO in the Straddle
Conducted Output Power**

Band	Frequency (MHz)	Tones	RU offset	Measured power ANT 1 (dBm)	Measured power ANT 2 (dBm)	DCF (dB)	Conducted output power (dBm)	Conducted Power Limit (dBm)
							Average	
UNII-2C	5 690	106T	60	7.34	6.14	0.11	9.90	23.98
		242T	64	9.13	7.91	0.16	11.73	23.98
		484T	66	9.50	8.10	0.20	12.07	23.98
		SU	-	9.45	8.10	-	11.84	23.98
UNII-3		106T	60	6.96	5.86	0.11	9.57	30.00
		242T	64	3.29	2.13	0.16	5.92	30.00
		484T	66	0.20	-0.98	0.20	2.86	30.00
		SU	-	-4.42	-5.49	-	-1.91	30.00

Note:

1. Conducted Output power(dB m) = $10\log(10^{(ANT\ 1/10)} + 10^{(ANT\ 2/10)})$ (dB m) + DCF(dB)

KCTL Inc.

65, Sinwon-ro, Yeongtong-gu,
Suwon-si, Gyeonggi-do, 16677, Korea
TEL: 82-31-285-0894 FAX: 82-505-299-8311
www.kctl.co.kr

Report No.:
KR21-SRF0163
Page (77) of (257)


**802.11ax HE20 MIMO in the Straddle
e.i.r.p.**

Band	Frequency (MHz)	Tones	RU offset	Conducted Output Power (dBm)	ANT gain (dBi)	MAX e.i.r.p (dBm)	MAX e.i.r.p Limit (dBm)
UNII-2C	5 720	106T	54	8.92	-0.38	8.54	28.33
		SU	-	11.29		10.91	28.60
UNII-3		106T	54	9.93	-0.14	9.79	30.00
		SU	-	5.79		5.65	30.00

**802.11ax HE40 MIMO in the Straddle
e.i.r.p.**

Band	Frequency (MHz)	Tones	RU offset	Conducted Output Power (dBm)	ANT gain (dBi)	MAX e.i.r.p (dBm)	MAX e.i.r.p Limit (dBm)
UNII-2C	5 710	106T	56	9.84	-0.38	9.46	30.00
		242T	62	11.65		11.27	30.00
		SU	-	11.69		11.31	30.00
UNII-3		106T	56	9.48	-0.14	9.34	30.00
		242T	62	5.94		5.80	30.00
		SU	-	1.66		1.52	30.00

**802.11ax HE80 MIMO in the Straddle
e.i.r.p.**

Band	Frequency (MHz)	Tones	RU offset	Conducted Output Power (dBm)	ANT gain (dBi)	MAX e.i.r.p (dBm)	MAX e.i.r.p Limit (dBm)
UNII-2C	5 690	106T	60	9.90	-0.38	9.52	30.00
		242T	64	11.73		11.35	30.00
		484T	66	12.07		11.69	30.00
		SU	-	11.84		11.46	30.00
UNII-3		106T	60	9.57	-0.14	9.43	30.00
		242T	64	5.92		5.78	30.00
		484T	66	2.86		2.72	30.00
		SU	-	-1.91		-2.05	30.00

Notes:

1. e.i.r.p. Calculation: e.i.r.p. (dBm) = Conducted output power (dBm) + Antenna gain (dBi)
2. The max e.i.r.p. limit has reported Ant1 or Ant2, whichever is less

KCTL Inc.

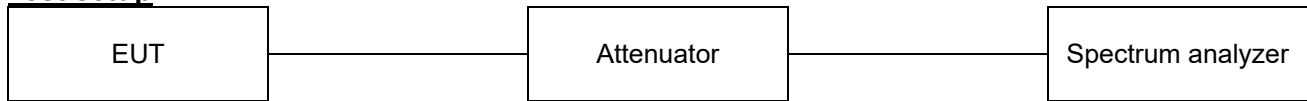
65, Sinwon-ro, Yeongtong-gu,
Suwon-si, Gyeonggi-do, 16677, Korea
TEL: 82-31-285-0894 FAX: 82-505-299-8311
www.kctl.co.kr

Report No.:
KR21-SRF0163
Page (78) of (257)

KCTL

7.2. Maximum Power Spectral Density

Test setup



Limit

According to §15.407(a), RSS-247(6.2)

Band	EUT category	Limit
UNII-1	Outdoor access point	17 dBm/MHz
	Indoor access point	
	Fixed point-to-point access point	
	√ Client device	11 dBm /MHz
UNII-2A	√	11 dBm /MHz
UNII-2C	√	11 dBm /MHz
UNII-3	√	30 dBm /500 kHz

Notes:

If transmitting antennas of directional gain greater than 6 dBi are used, both the peak transmit power and the peak power spectral density shall be reduced by the amount in dB that the directional gain if the antenna exceed 6 dBi

Test procedure

ANSI C63.10-2013 Section 12.3.2.2, 14.3.2.2
KDB 789033 D02 v02r01 - Section F
KDB 662911 D01 v02r01 - Section E). 2)

Test settings

Section F

The rules requires “maximum power spectral density” measurements where the intent is to measure the maximum value of the time average of the power spectral density measured during a period of continuous transmission. Refer to III.A for additional guidance for devices that use channel aggregation.

1. Create an average power spectrum for the EUT operating mode being tested by following the instructions in II.E.2. for measuring maximum conducted output power using a spectrum analyzer or EMI receiver: select the appropriate test method (SA-1, SA-2, SA-3, or alternatives to each) and apply it up to, but not including, the step labeled, “Compute power...” (This procedure is required even if the maximum conducted output power measurement was performed using a power meter, method PM.)
2. Search function on the instrument to find the peak of the spectrum and record its value.
3. Adjustments to the peak value of the spectrum, if applicable:
 - a) If Method SA-2 or SA-2 Alternative was used, add $10 \log(1/x)$, where x is the duty cycle, to the peak of the spectrum.
 - b) If Method SA-3 Alternative was used and the linear mode was used in II.E.2.g) (viii), add 1 dB to the final result to compensate for the difference between linear averaging and power averaging.
4. The result is the Maximum PSD over 1MHz reference bandwidth
5. For devices operating in the bands 5.15-5.25 GHz, 5.25-5.35 GHz, and 5.47-5.725 GHz, the

preceding procedures make use of 1 MHz RBW to satisfy directly the 1 MHz reference bandwidth specified in Section 15.407(a)(5). For devices operating in the band 5.725-5.85 GHz, the rules specify a measurement bandwidth of 500 kHz. Many spectrum analyzers do not have 500 kHz RBW, thus a narrower RBW may need to be used. The rules permit the use of RBWs less than 1MHz, or 500 kHz, “provided that the measured power is integrated over the full reference bandwidth” to show the total power over the specified measurement bandwidth(i.e., 1 MHz, or 500 kHz). If measurements are performed using a reduced resolution bandwidth (< 1 MHz, or < 500 kHz) and integrated over 1 MHz, or 500 kHz bandwidth, the following adjustments to the procedures apply:

- a) Set $RBW \geq 1/T$, where T is defined in II.B.1.a).
- b) Set $VBW \geq 3 RBW$.
- c) If measurement bandwidth of Maximum PSD is specified in 500 kHz, add $10 \log(500 \text{ kHz} / RBW)$ to the measured result, whereas RBW (<500 kHz) is the reduced resolution bandwidth of the spectrum analyzer set during measurement.
- d) If measurement bandwidth of Maximum PSD is specified in 1 MHz, add $10 \log(1\text{MHz}/RBW)$ to the measured result, whereas RBW (< 1 MHz) is the reduced resolution bandwidth of spectrum analyzer set during measurement.
- e) Care must be taken to ensure that the measurements are performed during a period of continuous transmission or are corrected upward for duty cycle.

Note: As a practical matter, it is recommended to use reduced RBW of 100 kHz for the II.F.5.c) and II.F.5.d), since RBW=100 kHz is available on nearly all spectrum analyzers.

Note:

Please refer to Appendix A for plots

KCTL Inc.

65, Sinwon-ro, Yeongtong-gu,
Suwon-si, Gyeonggi-do, 16677, Korea
TEL: 82-31-285-0894 FAX: 82-505-299-8311
www.kctl.co.kr

Report No.:
KR21-SRF0163
Page (80) of (257)

**Test results****802.11ax HE20 SISO in the UNII-1 band**

Channel	Frequency (MHz)	Tones	RU offset	Measured PSD ANT 1 (dBm/MHz)	Measured PSD ANT 2 (dBm/MHz)	DCF (dB)	Maximum PSD ANT 1 (dBm/MHz)	Maximum PSD ANT 2 (dBm/MHz)	Maximum PSD Limit (dBm/MHz)
							Average	Average	
Low	5 180	26T	0	6.48	7.03	-	6.48	7.03	11.00
			4	4.81	5.35	-	4.81	5.35	11.00
			8	6.36	6.66	-	6.36	6.66	11.00
		52T	37	3.48	4.04	-	3.48	4.04	11.00
			38	3.19	3.61	-	3.19	3.61	11.00
			40	3.29	3.68	-	3.29	3.68	11.00
		106T	53	0.45	0.94	-	0.45	0.94	11.00
			54	0.23	0.66	-	0.23	0.66	11.00
		SU	-	-2.38	-1.92	-	-2.38	-1.92	11.00
		Mid	5 200	26T	0	6.23	6.81	-	6.23
4	4.72				5.19	-	4.72	5.19	11.00
8	6.24				6.90	-	6.24	6.90	11.00
52T	37			3.14	3.73	-	3.14	3.73	11.00
	38			2.89	3.55	-	2.89	3.55	11.00
	40			3.22	3.83	-	3.22	3.83	11.00
106T	53			0.09	0.73	-	0.09	0.73	11.00
	54			0.20	0.83	-	0.20	0.83	11.00
SU	-			-2.57	-2.02	-	-2.57	-2.02	11.00
High	5 240			26T	0	6.56	7.53	-	6.56
		4	5.00		5.89	-	5.00	5.89	11.00
		8	6.39		7.18	-	6.39	7.18	11.00
		52T	37	3.50	4.42	-	3.50	4.42	11.00
			38	3.23	4.21	-	3.23	4.21	11.00
			40	3.36	4.21	-	3.36	4.21	11.00
		106T	53	0.52	1.47	-	0.52	1.47	11.00
			54	0.33	1.25	-	0.33	1.25	11.00
		SU	-	-2.45	-1.45	-	-2.45	-1.45	11.00

Notes:

1. Maximum PSD(dB m/MHz) = Measured PSD (dB m/MHz) + DCF(dB)

KCTL Inc.

65, Sinwon-ro, Yeongtong-gu,
Suwon-si, Gyeonggi-do, 16677, Korea
TEL: 82-31-285-0894 FAX: 82-505-299-8311
www.kctl.co.kr

Report No.:
KR21-SRF0163
Page (81) of (257)

**802.11ax HE40 SISO in the UNII-1 band**

Channel	Frequency (MHz)	Tones	RU offset	Measured PSD ANT 1 (dBm/MHz)	Measured PSD ANT 2 (dBm/MHz)	DCF (dB)	Maximum PSD ANT 1 (dBm/MHz)	Maximum PSD ANT 2 (dBm/MHz)	Maximum PSD Limit (dBm/MHz)		
							Average	Average			
Low	5 190	26T	0	5.96	6.86	-	5.96	6.86	11.00		
			9	5.56	6.22	-	5.56	6.22	11.00		
			17	6.23	6.48	-	6.23	6.48	11.00		
		52T	37	3.63	3.97	-	3.63	3.97	11.00		
			41	3.37	3.50	-	3.37	3.50	11.00		
			44	3.74	3.74	-	3.74	3.74	11.00		
		106T	53	0.64	0.88	-	0.64	0.88	11.00		
			54	0.44	0.58	-	0.44	0.58	11.00		
			56	0.65	0.73	-	0.65	0.73	11.00		
		242T	61	-3.04	-2.69	-	-3.04	-2.69	11.00		
			62	-3.06	-3.00	-	-3.06	-3.00	11.00		
		SU	-	-5.43	-4.90	-	-5.43	-4.90	11.00		
		High	5 230	26T	0	6.06	6.95	-	6.06	6.95	11.00
					9	5.97	6.96	-	5.97	6.96	11.00
17	6.46				6.98	-	6.46	6.98	11.00		
52T	37			3.62	4.17	-	3.62	4.17	11.00		
	41			3.66	4.26	-	3.66	4.26	11.00		
	44			3.76	4.23	-	3.76	4.23	11.00		
106T	53			0.69	1.15	-	0.69	1.15	11.00		
	54			0.65	1.23	-	0.65	1.23	11.00		
	56			0.66	1.23	-	0.66	1.23	11.00		
242T	61			-3.00	-2.42	-	-3.00	-2.42	11.00		
	62			-2.98	-2.42	-	-2.98	-2.42	11.00		
SU	-			-5.27	-4.27	-	-5.27	-4.27	11.00		

Notes:

1. Maximum PSD(dB m/MHz) = Measured PSD (dB m/MHz) + DCF(dB)

KCTL Inc.

65, Sinwon-ro, Yeongtong-gu,
Suwon-si, Gyeonggi-do, 16677, Korea
TEL: 82-31-285-0894 FAX: 82-505-299-8311
www.kctl.co.kr

Report No.:
KR21-SRF0163
Page (82) of (257)

**802.11ax HE80 SISO in the UNII-1 band**

Channel	Frequency (MHz)	Tones	RU offset	Measured PSD ANT 1 (dBm/MHz)	Measured PSD ANT 2 (dBm/MHz)	DCF (dB)	Maximum PSD ANT 1 (dBm/MHz)	Maximum PSD ANT 2 (dBm/MHz)	Maximum PSD Limit (dBm/MHz)
							Average	Average	
Low	5 210	26T	0	6.48	6.91	-	6.48	6.91	11.00
			18	5.30	5.54	-	5.30	5.54	11.00
			36	6.58	6.68	-	6.58	6.68	11.00
		52T	37	3.70	4.03	-	3.70	4.03	11.00
			45	3.63	3.79	-	3.63	3.79	11.00
			52	3.68	3.81	-	3.68	3.81	11.00
		106T	53	0.57	0.85	-	0.57	0.85	11.00
			57	0.57	0.59	-	0.57	0.59	11.00
			60	0.69	0.71	-	0.69	0.71	11.00
		242T	61	-2.98	-2.79	-	-2.98	-2.79	11.00
			62	-3.17	-3.16	-	-3.17	-3.16	11.00
			64	-2.86	-2.80	-	-2.86	-2.80	11.00
		484T	65	-6.09	-5.84	0.11	-5.98	-5.73	11.00
			66	-5.90	-5.81	0.11	-5.79	-5.70	11.00
		SU	-	-8.09	-7.78	-	-8.09	-7.78	11.00

Notes:

1. Maximum PSD(dB m/MHz) = Measured PSD (dB m/MHz) + DCF(dB)

KCTL Inc.

65, Sinwon-ro, Yeongtong-gu,
Suwon-si, Gyeonggi-do, 16677, Korea
TEL: 82-31-285-0894 FAX: 82-505-299-8311
www.kctl.co.kr

Report No.:
KR21-SRF0163
Page (83) of (257)

**802.11ax HE20 SISO in the UNII-2A band**

Channel	Frequency (MHz)	Tones	RU offset	Measured PSD ANT 1 (dBm/MHz)	Measured PSD ANT 2 (dBm/MHz)	DCF (dB)	Maximum PSD ANT 1 (dBm/MHz)	Maximum PSD ANT 2 (dBm/MHz)	Maximum PSD Limit (dBm/MHz)
							Average	Average	
Low	5 260	26T	0	6.60	7.44	-	6.60	7.44	11.00
			4	5.17	5.81	-	5.17	5.81	11.00
			8	6.53	7.28	-	6.53	7.28	11.00
		52T	37	3.49	4.36	-	3.49	4.36	11.00
			38	3.24	4.05	-	3.24	4.05	11.00
			40	3.40	4.32	-	3.40	4.32	11.00
		106T	53	0.41	1.36	-	0.41	1.36	11.00
			54	0.36	1.26	-	0.36	1.26	11.00
		SU	-	-2.39	-1.58	-	-2.39	-1.58	11.00
		Mid	5 280	26T	0	6.52	7.36	-	6.52
4	5.11				6.03	-	5.11	6.03	11.00
8	6.73				7.75	-	6.73	7.75	11.00
52T	37			3.40	4.31	-	3.40	4.31	11.00
	38			3.29	4.16	-	3.29	4.16	11.00
	40			3.57	4.66	-	3.57	4.66	11.00
106T	53			0.33	1.34	-	0.33	1.34	11.00
	54			0.58	1.64	-	0.58	1.64	11.00
SU	-			-2.28	-1.33	-	-2.28	-1.33	11.00
High	5 320			26T	0	6.26	7.08	-	6.26
		4	4.54		5.42	-	4.54	5.42	11.00
		8	5.83		6.79	-	5.83	6.79	11.00
		52T	37	3.11	4.03	-	3.11	4.03	11.00
			38	2.87	3.69	-	2.87	3.69	11.00
			40	2.78	3.83	-	2.78	3.83	11.00
		106T	53	0.11	0.96	-	0.11	0.96	11.00
			54	-0.19	0.79	-	-0.19	0.79	11.00
		SU	-	-2.80	-1.93	-	-2.80	-1.93	11.00

Notes:

1. Maximum PSD(dB m/MHz) = Measured PSD (dB m/MHz) + DCF(dB)

KCTL Inc.

65, Sinwon-ro, Yeongtong-gu,
Suwon-si, Gyeonggi-do, 16677, Korea
TEL: 82-31-285-0894 FAX: 82-505-299-8311
www.kctl.co.kr

Report No.:
KR21-SRF0163
Page (84) of (257)

**802.11ax HE40 SISO in the UNII-2A band**

Channel	Frequency (MHz)	Tones	RU offset	Measured PSD ANT 1 (dBm/MHz)	Measured PSD ANT 2 (dBm/MHz)	DCF (dB)	Maximum PSD ANT 1 (dBm/MHz)	Maximum PSD ANT 2 (dBm/MHz)	Maximum PSD Limit (dBm/MHz)		
							Average	Average			
Low	5 270	26T	0	6.21	7.03	-	6.21	7.03	11.00		
			9	6.01	6.82	-	6.01	6.82	11.00		
			17	6.73	7.52	-	6.73	7.52	11.00		
		52T	37	3.83	4.35	-	3.83	4.35	11.00		
			41	3.71	4.19	-	3.71	4.19	11.00		
			44	4.03	4.68	-	4.03	4.68	11.00		
		106T	53	0.84	1.22	-	0.84	1.22	11.00		
			54	0.66	1.08	-	0.66	1.08	11.00		
			56	0.96	1.64	-	0.96	1.64	11.00		
		242T	61	-2.90	-2.43	-	-2.90	-2.43	11.00		
			62	-2.79	-2.13	-	-2.79	-2.13	11.00		
		SU	-	-5.36	-4.87	-	-5.36	-4.87	11.00		
		High	5 310	26T	0	5.94	6.93	-	5.94	6.93	11.00
					9	5.56	6.61	-	5.56	6.61	11.00
17	5.84				6.56	-	5.84	6.56	11.00		
52T	37			3.69	4.20	-	3.69	4.20	11.00		
	41			3.31	3.88	-	3.31	3.88	11.00		
	44			3.35	3.85	-	3.35	3.85	11.00		
106T	53			0.66	1.15	-	0.66	1.15	11.00		
	54			0.40	1.00	-	0.40	1.00	11.00		
	56			0.23	0.79	-	0.23	0.79	11.00		
242T	61			-3.06	-2.57	-	-3.06	-2.57	11.00		
	62			-3.42	-2.93	-	-3.42	-2.93	11.00		
SU	-			-5.47	-4.62	-	-5.47	-4.62	11.00		

Notes:

1. Maximum PSD(dB m/MHz) = Measured PSD (dB m/MHz) + DCF(dB)

KCTL Inc.

65, Sinwon-ro, Yeongtong-gu,
Suwon-si, Gyeonggi-do, 16677, Korea
TEL: 82-31-285-0894 FAX: 82-505-299-8311
www.kctl.co.kr

Report No.:
KR21-SRF0163
Page (85) of (257)

**802.11ax HE80 SISO in the UNII-2A band**

Channel	Frequency (MHz)	Tones	RU offset	Measured PSD ANT 1 (dBm/MHz)	Measured PSD ANT 2 (dBm/MHz)	DCF (dB)	Maximum PSD ANT 1 (dBm/MHz)	Maximum PSD ANT 2 (dBm/MHz)	Maximum PSD Limit (dBm/MHz)
							Average	Average	
Low	5 290	26T	0	6.49	6.55	-	6.49	6.55	11.00
			18	5.52	5.84	-	5.52	5.84	11.00
			36	6.24	6.62	-	6.24	6.62	11.00
		52T	37	3.66	3.71	-	3.66	3.71	11.00
			45	3.82	4.04	-	3.82	4.04	11.00
			52	3.38	3.72	-	3.38	3.72	11.00
		106T	53	0.49	0.61	-	0.49	0.61	11.00
			57	0.70	0.97	-	0.70	0.97	11.00
			60	0.42	0.63	-	0.42	0.63	11.00
		242T	61	-3.09	-3.11	-	-3.09	-3.11	11.00
			62	-3.04	-2.91	-	-3.04	-2.91	11.00
			64	-2.98	-2.89	-	-2.98	-2.89	11.00
		484T	65	-6.05	-5.91	0.11	-5.94	-5.80	11.00
			66	-5.97	-5.76	0.11	-5.86	-5.65	11.00
		SU	-	-7.82	-7.56	-	-7.82	-7.56	11.00

Notes:

1. Maximum PSD(dB m/MHz) = Measured PSD (dB m/MHz) + DCF(dB)

KCTL Inc.

65, Sinwon-ro, Yeongtong-gu,
Suwon-si, Gyeonggi-do, 16677, Korea
TEL: 82-31-285-0894 FAX: 82-505-299-8311
www.kctl.co.kr

Report No.:
KR21-SRF0163
Page (86) of (257)

**802.11ax HE20 SISO in the UNII-2C band**

Channel	Frequency (MHz)	Tones	RU offset	Measured PSD ANT 1 (dBm/MHz)	Measured PSD ANT 2 (dBm/MHz)	DCF (dB)	Maximum PSD ANT 1 (dBm/MHz)	Maximum PSD ANT 2 (dBm/MHz)	Maximum PSD Limit (dBm/MHz)
							Average	Average	
Low	5 500	26T	0	6.94	7.49	-	6.94	7.49	11.00
			4	5.31	5.98	-	5.31	5.98	11.00
			8	6.56	7.37	-	6.56	7.37	11.00
		52T	37	3.85	4.47	-	3.85	4.47	11.00
			38	3.51	4.22	-	3.51	4.22	11.00
			40	3.57	4.36	-	3.57	4.36	11.00
		106T	53	0.71	1.44	-	0.71	1.44	11.00
			54	0.53	1.31	-	0.53	1.31	11.00
		SU	-	-1.94	-1.32	-	-1.94	-1.32	11.00
		Mid	5 600	26T	0	6.71	7.29	-	6.71
4	5.21				5.88	-	5.21	5.88	11.00
8	6.73				7.37	-	6.73	7.37	11.00
52T	37			3.59	4.25	-	3.59	4.25	11.00
	38			3.35	4.04	-	3.35	4.04	11.00
	40			3.73	4.30	-	3.73	4.30	11.00
106T	53			0.59	1.23	-	0.59	1.23	11.00
	54			0.68	1.36	-	0.68	1.36	11.00
SU	-			-1.62	-1.52	-	-1.62	-1.52	11.00
High	5 700			26T	0	6.90	8.42	-	6.90
		4	5.25		6.94	-	5.25	6.94	11.00
		8	6.62		8.35	-	6.62	8.35	11.00
		52T	37	3.71	5.41	-	3.71	5.41	11.00
			38	3.44	5.11	-	3.44	5.11	11.00
			40	3.55	5.43	-	3.55	5.43	11.00
		106T	53	0.64	2.31	-	0.64	2.31	11.00
			54	0.50	2.33	-	0.50	2.33	11.00
		SU	-	-1.63	-0.34	-	-1.63	-0.34	11.00
		Straddle	5 720	26T	0	7.18	6.46	-	7.18
4	5.61				5.06	-	5.61	5.06	11.00
52T	37			4.24	3.54	-	4.24	3.54	11.00
	38			4.01	3.37	-	4.01	3.37	11.00
106T	53			1.25	0.52	-	1.25	0.52	11.00

Notes:

1. Maximum PSD(dB m/MHz) = Measured PSD (dB m/MHz) + DCF(dB)

KCTL Inc.

65, Sinwon-ro, Yeongtong-gu,
Suwon-si, Gyeonggi-do, 16677, Korea
TEL: 82-31-285-0894 FAX: 82-505-299-8311
www.kctl.co.kr

Report No.:
KR21-SRF0163
Page (87) of (257)

**802.11ax HE40 SISO in the UNII-2C band**

Channel	Frequency (MHz)	Tones	RU offset	Measured PSD ANT 1 (dBm/MHz)	Measured PSD ANT 2 (dBm/MHz)	DCF (dB)	Maximum PSD ANT 1 (dBm/MHz)	Maximum PSD ANT 2 (dBm/MHz)	Maximum PSD Limit (dBm/MHz)
							Average	Average	
Low	5 510	26T	0	6.53	7.19	-	6.53	7.19	11.00
			9	6.14	6.88	-	6.14	6.88	11.00
			17	6.48	6.82	-	6.48	6.82	11.00
		52T	37	4.23	4.45	-	4.23	4.45	11.00
			41	3.75	4.09	-	3.75	4.09	11.00
			44	3.91	4.05	-	3.91	4.05	11.00
		106T	53	1.21	1.33	-	1.21	1.33	11.00
			54	0.97	1.20	-	0.97	1.20	11.00
			56	0.72	1.04	-	0.72	1.04	11.00
		242T	61	-2.47	-2.29	-	-2.47	-2.29	11.00
			62	-2.99	-2.69	-	-2.99	-2.69	11.00
		SU	-	-5.04	-4.34	-	-5.04	-4.34	11.00
		Mid	5 590	26T	0	6.35	7.24	-	6.35
9	6.03				6.74	-	6.03	6.74	11.00
17	6.83				7.00	-	6.83	7.00	11.00
52T	37			3.95	4.38	-	3.95	4.38	11.00
	41			3.81	4.03	-	3.81	4.03	11.00
	44			4.27	4.36	-	4.27	4.36	11.00
106T	53			0.92	1.33	-	0.92	1.33	11.00
	54			0.75	1.12	-	0.75	1.12	11.00
	56			0.97	1.17	-	0.97	1.17	11.00
242T	61			-2.74	-2.40	-	-2.74	-2.40	11.00
	62			-2.73	-2.55	-	-2.73	-2.55	11.00
SU	-			-5.10	-4.50	-	-5.10	-4.50	11.00
High	5 670			26T	0	6.56	7.87	-	6.56
		9	6.22		7.40	-	6.22	7.40	11.00
		17	6.90		7.73	-	6.90	7.73	11.00
		52T	37	4.16	5.03	-	4.16	5.03	11.00
			41	4.00	4.57	-	4.00	4.57	11.00
			44	4.20	4.95	-	4.20	4.95	11.00
		106T	53	1.19	1.94	-	1.19	1.94	11.00
			54	0.97	1.62	-	0.97	1.62	11.00
			56	1.04	1.94	-	1.04	1.94	11.00
		242T	61	-2.53	-1.79	-	-2.53	-1.79	11.00
			62	-2.72	-1.82	-	-2.72	-1.82	11.00
		SU	-	-4.84	-3.93	-	-4.84	-3.93	11.00

Notes:

1. Maximum PSD(dB m/MHz) = Measured PSD (dB m/MHz) + DCF(dB)

KCTL Inc.

65, Sinwon-ro, Yeongtong-gu,
Suwon-si, Gyeonggi-do, 16677, Korea
TEL: 82-31-285-0894 FAX: 82-505-299-8311
www.kctl.co.kr

Report No.:
KR21-SRF0163
Page (88) of (257)



Channel	Frequency (MHz)	Tones	RU offset	Measured PSD ANT 1 (dBm/MHz)	Measured PSD ANT 2 (dBm/MHz)	DCF (dB)	Maximum PSD ANT 1 (dBm/MHz)	Maximum PSD ANT 2 (dBm/MHz)	Maximum PSD Limit (dBm/MHz)
							Average	Average	
Straddle	5 710	26T	0	7.04	5.63	-	7.04	5.63	11.00
			9	5.89	5.78	-	5.89	5.78	11.00
		52T	37	4.28	2.81	-	4.28	2.81	11.00
			41	4.45	3.04	-	4.45	3.04	11.00
		106T	53	1.24	-0.23	-	1.24	-0.23	11.00
			54	1.31	-0.14	-	1.31	-0.14	11.00
		242T	61	-2.34	-3.81	-	-2.34	-3.81	11.00

Notes:

1. Maximum PSD(dB m/MHz) = Measured PSD (dB m/MHz) + DCF(dB)

KCTL Inc.

65, Sinwon-ro, Yeongtong-gu,
Suwon-si, Gyeonggi-do, 16677, Korea
TEL: 82-31-285-0894 FAX: 82-505-299-8311
www.kctl.co.kr

Report No.:
KR21-SRF0163
Page (89) of (257)

**802.11ax HE80 SISO in the UNII-2C band**

Channel	Frequency (MHz)	Tones	RU offset	Measured PSD ANT 1 (dBm/MHz)	Measured PSD ANT 2 (dBm/MHz)	DCF (dB)	Maximum PSD ANT 1 (dBm/MHz)	Maximum PSD ANT 2 (dBm/MHz)	Maximum PSD Limit (dBm/MHz)		
							Average	Average			
Low	5 530	26T	0	6.99	7.09	-	6.99	7.09	11.00		
			18	5.33	5.43	-	5.33	5.43	11.00		
			36	6.39	6.58	-	6.39	6.58	11.00		
		52T	37	4.20	4.20	-	4.20	4.20	11.00		
			45	3.63	3.73	-	3.63	3.73	11.00		
			52	3.44	3.80	-	3.44	3.80	11.00		
		106T	53	0.97	1.04	-	0.97	1.04	11.00		
			57	0.44	0.51	-	0.44	0.51	11.00		
			60	0.44	0.57	-	0.44	0.57	11.00		
		242T	61	-2.58	-2.59	-	-2.58	-2.59	11.00		
			62	-2.93	-2.96	-	-2.93	-2.96	11.00		
			64	-3.08	-3.00	-	-3.08	-3.00	11.00		
		484T	65	-5.63	-5.59	0.11	-5.52	-5.48	11.00		
			66	-6.11	-6.10	0.11	-6.00	-5.99	11.00		
		SU	-	-8.15	-7.87	-	-8.15	-7.87	11.00		
		High	5 610	26T	0	6.81	6.96	-	6.81	6.96	11.00
					18	5.78	5.62	-	5.78	5.62	11.00
					36	6.90	6.89	-	6.90	6.89	11.00
52T	37			4.05	4.01	-	4.05	4.01	11.00		
	45			4.04	3.86	-	4.04	3.86	11.00		
	52			3.96	4.05	-	3.96	4.05	11.00		
106T	53			0.86	0.89	-	0.86	0.89	11.00		
	57			1.04	0.72	-	1.04	0.72	11.00		
	60			1.02	0.98	-	1.02	0.98	11.00		
242T	61			-2.74	-2.74	-	-2.74	-2.74	11.00		
	62			-2.73	-2.90	-	-2.73	-2.90	11.00		
	64			-2.55	-2.63	-	-2.55	-2.63	11.00		
484T	65			-5.77	-5.83	0.11	-5.66	-5.72	11.00		
	66			-5.59	-5.63	0.11	-5.48	-5.52	11.00		
SU	-			-7.59	-7.69	-	-7.59	-7.69	11.00		

Notes:

1. Maximum PSD(dB m/MHz) = Measured PSD (dB m/MHz) + DCF(dB)

KCTL Inc.

65, Sinwon-ro, Yeongtong-gu,
Suwon-si, Gyeonggi-do, 16677, Korea
TEL: 82-31-285-0894 FAX: 82-505-299-8311
www.kctl.co.kr

Report No.:
KR21-SRF0163
Page (90) of (257)



Channel	Frequency (MHz)	Tones	RU offset	Measured PSD ANT 1 (dBm/MHz)	Measured PSD ANT 2 (dBm/MHz)	DCF (dB)	Maximum PSD ANT 1 (dBm/MHz)	Maximum PSD ANT 2 (dBm/MHz)	Maximum PSD Limit (dBm/MHz)
							Average	Average	
Straddle	5 690	26T	0	7.23	5.73	-	7.23	5.73	11.00
			18	5.85	4.48	-	5.85	4.48	11.00
		52T	37	4.29	2.89	-	4.29	2.89	11.00
			45	4.19	2.68	-	4.19	2.68	11.00
		106T	53	1.43	-0.12	-	1.43	-0.12	11.00
			57	1.17	-0.27	-	1.17	-0.27	11.00
		242T	61	-2.36	-3.74	-	-2.36	-3.74	11.00
			62	-2.63	-3.91	-	-2.63	-3.91	11.00
		484T	65	-5.36	-6.83	0.11	-5.25	-6.72	11.00

Notes:

1. Maximum PSD(dB m/MHz) = Measured PSD (dB m/MHz) + DCF(dB)

KCTL Inc.

65, Sinwon-ro, Yeongtong-gu,
Suwon-si, Gyeonggi-do, 16677, Korea
TEL: 82-31-285-0894 FAX: 82-505-299-8311
www.kctl.co.kr

Report No.:
KR21-SRF0163
Page (91) of (257)

**802.11ax HE20 SISO in the UNII-3 band**

Channel	Frequency (MHz)	Tones	RU offset	Measured PSD ANT 1 (dBm/500 kHz)	Measured PSD ANT 2 (dBm/500 kHz)	DCF (dB)	Maximum PSD ANT 1 (dBm/500 kHz)	Maximum PSD ANT 2 (dBm/500 kHz)	Maximum PSD Limit (dBm/500 kHz)
							Average	Average	
Straddle	5 720	26T	8	4.07	3.57	-	4.07	3.57	30.00
		52T	40	1.01	0.43	-	1.01	0.43	30.00
Low	5 745	26T	0	4.02	5.21	-	4.02	5.21	30.00
			4	3.25	4.82	-	3.25	4.82	30.00
			8	3.70	5.76	-	3.70	5.76	30.00
		52T	37	0.79	2.06	-	0.79	2.06	30.00
			38	0.50	1.91	-	0.50	1.91	30.00
			40	0.67	2.40	-	0.67	2.40	30.00
		106T	53	-2.22	-0.99	-	-2.22	-0.99	30.00
			54	-2.43	-0.59	-	-2.43	-0.59	30.00
		SU	-	-5.00	-3.61	-	-5.00	-3.61	30.00
		Mid	5 785	26T	0	3.73	5.05	-	3.73
4	3.11				4.36	-	3.11	4.36	30.00
8	3.77				5.05	-	3.77	5.05	30.00
52T	37			0.52	1.82	-	0.52	1.82	30.00
	38			0.32	1.64	-	0.32	1.64	30.00
	40			0.49	1.85	-	0.49	1.85	30.00
106T	53			-2.53	-1.12	-	-2.53	-1.12	30.00
	54			-2.53	-1.12	-	-2.53	-1.12	30.00
SU	-			-4.70	-4.05	-	-4.70	-4.05	30.00
High	5 825			26T	0	3.43	5.20	-	3.43
		4	2.76		4.45	-	2.76	4.45	30.00
		8	3.34		4.96	-	3.34	4.96	30.00
		52T	37	0.31	2.15	-	0.31	2.15	30.00
			38	0.05	1.81	-	0.05	1.81	30.00
			40	0.15	1.82	-	0.15	1.82	30.00
		106T	53	-2.80	-0.95	-	-2.80	-0.95	30.00
			54	-2.87	-1.15	-	-2.87	-1.15	30.00
		SU	-	-5.27	-3.89	-	-5.27	-3.89	30.00

Notes:

1. Maximum PSD(dB m/MHz) = Measured PSD (dB m/MHz) + DCF(dB)

KCTL Inc.

65, Sinwon-ro, Yeongtong-gu,
Suwon-si, Gyeonggi-do, 16677, Korea
TEL: 82-31-285-0894 FAX: 82-505-299-8311
www.kctl.co.kr

Report No.:
KR21-SRF0163
Page (92) of (257)

**802.11ax HE40 SISO in the UNII-3 band**

Channel	Frequency (MHz)	Tones	RU offset	Measured PSD ANT 1 (dBm/500 kHz)	Measured PSD ANT 2 (dBm/500 kHz)	DCF (dB)	Maximum PSD ANT 1 (dBm/500 kHz)	Maximum PSD ANT 2 (dBm/500 kHz)	Maximum PSD Limit (dBm/500 kHz)		
							Average	Average			
Straddle	5 710	26T	17	4.13	2.95	-	4.13	2.95	30.00		
		52T	44	1.34	0.11	-	1.34	0.11	30.00		
Low	5 755	26T	0	3.67	4.81	-	3.67	4.81	30.00		
			9	3.22	5.03	-	3.22	5.03	30.00		
			17	3.80	5.19	-	3.80	5.19	30.00		
		52T	37	1.20	2.01	-	1.20	2.01	30.00		
			41	0.83	2.20	-	0.83	2.20	30.00		
			44	1.02	2.29	-	1.02	2.29	30.00		
		106T	53	-1.82	-0.99	-	-1.82	-0.99	30.00		
			54	-2.07	-0.84	-	-2.07	-0.84	30.00		
			56	-2.14	-0.68	-	-2.14	-0.68	30.00		
		242T	61	-5.54	-4.51	-	-5.54	-4.51	30.00		
			62	-5.74	-4.43	-	-5.74	-4.43	30.00		
		SU	-	-8.13	-6.42	-	-8.13	-6.42	30.00		
		High	5 795	26T	0	3.46	4.57	-	3.46	4.57	30.00
					9	3.13	4.44	-	3.13	4.44	30.00
17	3.54				5.00	-	3.54	5.00	30.00		
52T	37			0.90	1.71	-	0.90	1.71	30.00		
	41			0.78	1.64	-	0.78	1.64	30.00		
	44			0.85	2.20	-	0.85	2.20	30.00		
106T	53			-2.13	-1.40	-	-2.13	-1.40	30.00		
	54			-2.23	-1.47	-	-2.23	-1.47	30.00		
	56			-2.25	-0.94	-	-2.25	-0.94	30.00		
242T	61			-5.82	-5.06	-	-5.82	-5.06	30.00		
	62			-6.27	-4.55	-	-6.27	-4.55	30.00		
SU	-			-8.10	-6.86	-	-8.10	-6.86	30.00		

Notes:

1. Maximum PSD(dB m/MHz) = Measured PSD (dB m/MHz) + DCF(dB)

KCTL Inc.

65, Sinwon-ro, Yeongtong-gu,
Suwon-si, Gyeonggi-do, 16677, Korea
TEL: 82-31-285-0894 FAX: 82-505-299-8311
www.kctl.co.kr

Report No.:
KR21-SRF0163
Page (93) of (257)

**802.11ax HE80 SISO in the UNII-3 band**

Channel	Frequency (MHz)	Tones	RU offset	Measured PSD ANT 1 (dBm/500 kHz)	Measured PSD ANT 2 (dBm/500 kHz)	DCF (dB)	Maximum PSD ANT 1 (dBm/500 kHz)	Maximum PSD ANT 2 (dBm/500 kHz)	Maximum PSD Limit (dBm/500 kHz)
							Average	Average	
Straddle	5 690	26T	36	4.30	3.19	-	4.30	3.19	30.00
		52T	52	1.32	0.26	-	1.32	0.26	30.00
Low	5 775	26T	0	4.04	4.13	-	4.04	4.13	30.00
			18	3.53	4.15	-	3.53	4.15	30.00
			36	3.63	4.73	-	3.63	4.73	30.00
		52T	37	1.06	1.21	-	1.06	1.21	30.00
			45	0.78	1.37	-	0.78	1.37	30.00
			52	0.62	1.86	-	0.62	1.86	30.00
		106T	53	-2.08	-1.79	-	-2.08	-1.79	30.00
			57	-2.31	-1.84	-	-2.31	-1.84	30.00
			60	-2.31	-1.35	-	-2.31	-1.35	30.00
		242T	61	-5.63	-5.22	-	-5.63	-5.22	30.00
			62	-5.88	-5.12	-	-5.88	-5.12	30.00
			64	-5.88	-4.99	-	-5.88	-4.99	30.00
		484T	65	-8.60	-8.23	0.11	-8.49	-8.12	30.00
			66	-8.87	-8.10	0.11	-8.76	-7.99	30.00
		SU	-	-10.77	-9.70	-	-10.77	-9.70	30.00

Notes:

1. Maximum PSD(dB m/MHz) = Measured PSD (dB m/MHz) + DCF(dB)

KCTL Inc.

65, Sinwon-ro, Yeongtong-gu,
Suwon-si, Gyeonggi-do, 16677, Korea
TEL: 82-31-285-0894 FAX: 82-505-299-8311
www.kctl.co.kr

Report No.:
KR21-SRF0163
Page (94) of (257)

**802.11ax HE20 SISO in the Straddle**

Band	Frequency (MHz)	Tones	RU offset	Measured PSD ANT 1	Measured PSD ANT 2	DCF (dB)	Maximum PSD ANT 1	Maximum PSD ANT 2	Maximum PSD Limit
							Average	Average	
UNII-2C	5 720	106T	54	1.37	0.92	-	1.37	0.92	11.00
		SU	-	-1.86	-2.34	-	-1.86	-2.34	11.00
UNII-3		106T	54	-1.36	-1.92	-	-1.36	-1.92	30.00
		SU	-	-5.25	-5.69	-	-5.25	-5.69	30.00

802.11ax HE40 SISO in the Straddle

Band	Frequency (MHz)	Tones	RU offset	Measured PSD ANT 1	Measured PSD ANT 2	DCF (dB)	Maximum PSD ANT 1	Maximum PSD ANT 2	Maximum PSD Limit
							Average	Average	
UNII-2C	5 710	106T	56	1.77	0.57	-	1.77	0.57	11.00
		242T	62	-1.83	-3.10	-	-1.83	-3.10	11.00
		SU	-	-4.55	-5.92	-	-4.55	-5.92	11.00
UNII-3		106T	56	-1.18	-2.37	-	-1.18	-2.37	30.00
		242T	62	-4.91	-6.00	-	-4.91	-6.00	30.00
		SU	-	-8.66	-9.80	-	-8.66	-9.80	30.00

802.11ax HE80 SISO in the Straddle

Band	Frequency (MHz)	Tones	RU offset	Measured PSD ANT 1	Measured PSD ANT 2	DCF (dB)	Maximum PSD ANT 1	Maximum PSD ANT 2	Maximum PSD Limit
							Average	Average	
UNII-2C	5 690	106T	60	1.67	0.58	-	1.67	0.58	11.00
		242T	64	-2.22	-3.19	-	-2.22	-3.19	11.00
		484T	66	-5.16	-6.33	0.11	-5.05	-6.22	11.00
		SU	-	-7.91	-9.33	-	-7.91	-9.33	11.00
UNII-3		106T	60	-1.31	-2.33	-	-1.31	-2.33	30.00
		242T	64	-5.27	-6.27	-	-5.27	-6.27	30.00
		484T	66	-8.38	-9.38	0.11	-8.27	-9.27	30.00
		SU	-	-12.38	-13.48	-	-12.38	-13.48	30.00

Note:

1. Maximum PSD(dBm/MHz) = Measured PSD (dBm/MHz) + DCF(dB)
2. The Unit of UNII-2C is (dB m / MHz) and Unit of UNII-3 is (dB m / 500 kHz)

KCTL Inc.

65, Sinwon-ro, Yeongtong-gu,
Suwon-si, Gyeonggi-do, 16677, Korea
TEL: 82-31-285-0894 FAX: 82-505-299-8311
www.kctl.co.kr

Report No.:
KR21-SRF0163
Page (95) of (257)

**802.11ax HE20 MIMO in the UNII-1 band**

Channel	Frequency (MHz)	Tones	RU offset	Measured PSD ANT 1 (dBm/MHz)	Measured PSD ANT 2 (dBm/MHz)	DCF (dB)	Maximum PSD (dBm/MHz)	Maximum PSD Limit (dBm/MHz)
							Average	
Low	5 180	26T	0	6.90	5.61	-	9.31	11.00
			4	5.27	3.94	-	7.67	11.00
			8	6.72	5.25	-	9.06	11.00
		52T	37	3.92	2.66	-	6.35	11.00
			38	3.66	2.31	-	6.05	11.00
			40	3.77	2.25	-	6.09	11.00
		106T	53	0.34	-0.44	-	2.98	11.00
			54	0.20	-0.78	-	2.75	11.00
		SU	-	-1.98	-3.59	-	0.30	11.00
		Mid	5 200	26T	0	6.54	5.36	-
4	5.10				3.90	-	7.55	11.00
8	6.64				5.44	-	9.09	11.00
52T	37			3.58	2.35	-	6.02	11.00
	38			3.42	2.12	-	5.83	11.00
	40			3.73	2.50	-	6.17	11.00
106T	53			0.07	-0.67	-	2.73	11.00
	54			0.17	-0.58	-	2.82	11.00
SU	-			-2.17	-3.68	-	0.15	11.00
High	5 240			26T	0	6.99	5.53	-
		4	5.36		4.01	-	7.75	11.00
		8	6.85		5.27	-	9.14	11.00
		52T	37	3.93	2.56	-	6.31	11.00
			38	3.83	2.31	-	6.15	11.00
			40	3.85	2.31	-	6.16	11.00
		106T	53	0.39	-0.50	-	2.98	11.00
			54	0.43	-0.62	-	2.95	11.00
		SU	-	-2.06	-3.46	-	0.31	11.00

Note:

1. Maximum PSD(dB m/MHz) = $10\log(10^{(\text{ANT } 1/10)} + 10^{(\text{ANT } 2/10)})$ (dB m/MHz) + DCF(dB)

KCTL Inc.

65, Sinwon-ro, Yeongtong-gu,
Suwon-si, Gyeonggi-do, 16677, Korea
TEL: 82-31-285-0894 FAX: 82-505-299-8311
www.kctl.co.kr

Report No.:
KR21-SRF0163
Page (96) of (257)

**802.11ax HE40 MIMO in the UNII-1 band**

Channel	Frequency (MHz)	Tones	RU offset	Measured PSD ANT 1 (dBm/MHz)	Measured PSD ANT 2 (dBm/MHz)	DCF (dB)	Maximum PSD (dBm/MHz)	Maximum PSD Limit (dBm/MHz)		
							Average			
Low	5 190	26T	0	6.18	5.62	-	8.92	11.00		
			9	5.85	4.98	-	8.45	11.00		
			17	6.09	5.35	-	8.75	11.00		
		52T	37	3.51	2.85	-	6.20	11.00		
			41	3.06	2.20	-	5.66	11.00		
			44	3.44	2.53	-	6.02	11.00		
		106T	53	0.31	-0.36	-	3.00	11.00		
			54	0.16	-0.78	-	2.73	11.00		
			56	0.32	-0.60	-	2.89	11.00		
		242T	61	-3.25	-4.05	0.12	-0.50	11.00		
			62	-3.30	-4.35	0.12	-0.66	11.00		
		SU	-	-5.23	-6.45	-	-2.79	11.00		
		High	5 230	26T	0	6.12	5.25	-	8.72	11.00
					9	6.19	5.19	-	8.73	11.00
17	6.27				5.21	-	8.78	11.00		
52T	37			3.40	2.55	-	6.01	11.00		
	41			3.46	2.52	-	6.03	11.00		
	44			3.56	2.48	-	6.06	11.00		
106T	53			0.49	-0.65	-	2.97	11.00		
	54			0.39	-0.62	-	2.92	11.00		
	56			0.51	-0.56	-	3.02	11.00		
242T	61			-3.19	-4.17	0.12	-0.52	11.00		
	62			-3.16	-4.09	0.12	-0.47	11.00		
SU	-			-5.13	-6.15	-	-2.60	11.00		

Note:

1. Maximum PSD(dB m/MHz) = $10\log(10^{(\text{ANT } 1/10)} + 10^{(\text{ANT } 2/10)})$ (dB m/MHz) + DCF(dB)

KCTL Inc.

65, Sinwon-ro, Yeongtong-gu,
Suwon-si, Gyeonggi-do, 16677, Korea
TEL: 82-31-285-0894 FAX: 82-505-299-8311
www.kctl.co.kr

Report No.:
KR21-SRF0163
Page (97) of (257)

**802.11ax HE80 MIMO in the UNII-1 band**

Channel	Frequency (MHz)	Tones	RU offset	Measured PSD ANT 1 (dBm/MHz)	Measured PSD ANT 2 (dBm/MHz)	DCF (dB)	Maximum PSD (dBm/MHz)	Maximum PSD Limit (dBm/MHz)
							Average	
Low	5 210	26T	0	7.44	5.16	-	9.46	11.00
			18	6.22	3.92	-	8.23	11.00
			36	7.51	4.94	-	9.42	11.00
		52T	37	4.58	2.34	-	6.61	11.00
			45	4.49	2.32	-	6.55	11.00
			52	4.66	2.47	-	6.71	11.00
		106T	53	1.35	-0.61	0.11	3.60	11.00
			57	1.37	-0.77	0.11	3.55	11.00
			60	1.47	-0.70	0.11	3.64	11.00
		242T	61	-2.32	-3.38	0.16	0.35	11.00
			62	-2.52	-3.53	0.16	0.17	11.00
			64	-2.13	-3.35	0.16	0.47	11.00
		484T	65	-5.41	-6.41	0.20	-2.67	11.00
			66	-5.12	-6.38	0.20	-2.49	11.00
		SU	-	-7.21	-9.45	-	-5.18	11.00

Note:

1. Maximum PSD(dB m/MHz) = $10\log(10^{(\text{ANT } 1/10)} + 10^{(\text{ANT } 2/10)})$ (dB m/MHz) + DCF(dB)

KCTL Inc.

65, Sinwon-ro, Yeongtong-gu,
Suwon-si, Gyeonggi-do, 16677, Korea
TEL: 82-31-285-0894 FAX: 82-505-299-8311
www.kctl.co.kr

Report No.:
KR21-SRF0163
Page (98) of (257)

**802.11ax HE20 MIMO in the UNII-2A band**

Channel	Frequency (MHz)	Tones	RU offset	Measured PSD ANT 1 (dBm/MHz)	Measured PSD ANT 2 (dBm/MHz)	DCF (dB)	Maximum PSD (dBm/MHz)	Maximum PSD Limit (dBm/MHz)
							Average	
Low	5 260	26T	0	6.84	5.48	-	9.22	11.00
			4	5.33	3.89	-	7.68	11.00
			8	6.87	5.39	-	9.20	11.00
		52T	37	3.90	2.48	-	6.26	11.00
			38	3.60	2.17	-	5.95	11.00
			40	3.82	2.42	-	6.19	11.00
		106T	53	0.45	-0.61	-	2.96	11.00
			54	0.53	-0.60	-	3.01	11.00
		SU	-	-2.11	-3.67	-	0.19	11.00
		Mid	5 280	26T	0	6.78	5.37	-
4	5.44				4.04	-	7.81	11.00
8	7.02				5.77	-	9.45	11.00
52T	37			3.77	2.41	-	6.15	11.00
	38			3.62	2.25	-	6.00	11.00
	40			4.00	2.70	-	6.41	11.00
106T	53			0.39	-0.64	-	2.92	11.00
	54			0.73	-0.31	-	3.25	11.00
SU	-			-2.01	-3.41	-	0.36	11.00
High	5 320			26T	0	6.52	4.79	-
		4	4.99		3.17	-	7.18	11.00
		8	6.22		4.70	-	8.54	11.00
		52T	37	3.53	1.81	-	5.76	11.00
			38	3.29	1.49	-	5.49	11.00
			40	3.26	1.61	-	5.52	11.00
		106T	53	-0.08	-1.22	-	2.40	11.00
			54	-0.20	-1.46	-	2.23	11.00
		SU	-	-2.43	-4.26	-	-0.24	11.00

Note:

1. Maximum PSD(dB m/MHz) = $10\log(10^{(\text{ANT } 1/10)} + 10^{(\text{ANT } 2/10)})$ (dB m/MHz) + DCF(dB)

KCTL Inc.

65, Sinwon-ro, Yeongtong-gu,
Suwon-si, Gyeonggi-do, 16677, Korea
TEL: 82-31-285-0894 FAX: 82-505-299-8311
www.kctl.co.kr

Report No.:
KR21-SRF0163
Page (99) of (257)

**802.11ax HE40 MIMO in the UNII-2A band**

	Frequency (MHz)	Tones	RU offset	Measured PSD ANT 1 (dBm/MHz)	Measured PSD ANT 2 (dBm/MHz)	DCF (dB)	Maximum PSD (dBm/MHz)	Maximum PSD Limit (dBm/MHz)
							Average	
Low	5 270	26T	0	6.39	5.34	-	8.91	11.00
			9	6.09	5.02	-	8.60	11.00
			17	6.68	5.71	-	9.23	11.00
		52T	37	3.62	2.51	-	6.11	11.00
			41	3.38	2.38	-	5.92	11.00
			44	3.86	2.81	-	6.38	11.00
		106T	53	0.55	-0.63	-	3.01	11.00
			54	0.41	-0.75	-	2.88	11.00
			56	0.74	-0.25	-	3.28	11.00
		242T	61	-3.11	-4.25	0.12	-0.51	11.00
			62	-2.86	-4.00	0.12	-0.26	11.00
		SU	-	-5.29	-6.31	-	-2.76	11.00
		High	5 310	26T	0	6.03	4.97	-
9	5.65				4.69	-	8.21	11.00
17	5.64				4.54	-	8.14	11.00
52T	37			3.33	2.29	-	5.85	11.00
	41			2.98	1.87	-	5.47	11.00
	44			2.99	1.84	-	5.46	11.00
106T	53			0.29	-0.85	-	2.77	11.00
	54			0.17	-1.07	-	2.60	11.00
	56			-0.14	-1.31	-	2.32	11.00
242T	61			-3.31	-4.52	0.12	-0.74	11.00
	62			-3.74	-4.79	0.12	-1.10	11.00
SU	-			-5.33	-6.75	-	-2.97	11.00

Note:

1. Maximum PSD(dB m/MHz) = $10\log(10^{(\text{ANT } 1/10)} + 10^{(\text{ANT } 2/10)})$ (dB m/MHz) + DCF(dB)

KCTL Inc.

65, Sinwon-ro, Yeongtong-gu,
Suwon-si, Gyeonggi-do, 16677, Korea
TEL: 82-31-285-0894 FAX: 82-505-299-8311
www.kctl.co.kr

Report No.:
KR21-SRF0163
Page (100) of (257)

**802.11ax HE80 MIMO in the UNII-2A band**

Channel	Frequency (MHz)	Tones	RU offset	Measured PSD ANT 1 (dBm/MHz)	Measured PSD ANT 2 (dBm/MHz)	DCF (dB)	Maximum PSD (dBm/MHz)	Maximum PSD Limit (dBm/MHz)
							Average	
Low	5 290	26T	0	7.41	5.09	-	9.41	11.00
			18	6.41	4.22	-	8.46	11.00
			36	7.25	5.08	-	9.31	11.00
		52T	37	4.54	2.28	-	6.57	11.00
			45	4.72	2.35	-	6.71	11.00
			52	4.33	2.48	-	6.51	11.00
		106T	53	1.32	-0.64	0.11	3.57	11.00
			57	1.52	-0.75	0.11	3.65	11.00
			60	1.15	-0.67	0.11	3.45	11.00
		242T	61	-2.38	-3.34	0.16	0.34	11.00
			62	-2.23	-3.37	0.16	0.41	11.00
			64	-2.37	-3.23	0.16	0.39	11.00
		484T	65	-5.45	-6.35	0.20	-2.67	11.00
			66	-5.18	-6.37	0.20	-2.52	11.00
		SU	-	-6.86	-8.84	-	-4.73	11.00

Note:

1. Maximum PSD(dB m/MHz) = $10\log(10^{(\text{ANT } 1/10)} + 10^{(\text{ANT } 2/10)})$ (dB m/MHz) + DCF(dB)

KCTL Inc.

65, Sinwon-ro, Yeongtong-gu,
Suwon-si, Gyeonggi-do, 16677, Korea
TEL: 82-31-285-0894 FAX: 82-505-299-8311
www.kctl.co.kr

Report No.:
KR21-SRF0163
Page (101) of (257)

**802.11ax HE20 MIMO in the UNII-2C band**

Channel	Frequency (MHz)	Tones	RU offset	Measured PSD ANT 1 (dBm/MHz)	Measured PSD ANT 2 (dBm/MHz)	DCF (dB)	Maximum PSD (dBm/MHz)	Maximum PSD Limit (dBm/MHz)
							Average	
Low	5 500	26T	0	7.44	5.79	-	9.70	11.00
			4	5.80	4.16	-	8.07	11.00
			8	7.11	5.60	-	9.43	11.00
		52T	37	4.47	2.70	-	6.68	11.00
			38	4.15	2.48	-	6.41	11.00
			40	4.25	2.66	-	6.54	11.00
		106T	53	0.90	-0.34	-	3.33	11.00
			54	0.91	-0.43	-	3.30	11.00
		SU	-	-1.48	-3.25	-	0.73	11.00
		Mid	5 600	26T	0	7.22	5.65	-
4	5.66				4.26	-	8.03	11.00
8	7.36				5.73	-	9.63	11.00
52T	37			4.31	2.64	-	6.57	11.00
	38			4.09	2.38	-	6.33	11.00
	40			4.43	2.67	-	6.65	11.00
106T	53			0.83	-0.46	-	3.24	11.00
	54			0.99	-0.39	-	3.36	11.00
SU	-			-1.50	-3.28	-	0.71	11.00
High	5 700			26T	0	7.30	5.80	-
		4	5.66		4.39	-	8.08	11.00
		8	7.23		5.75	-	9.56	11.00
		52T	37	4.34	2.80	-	6.65	11.00
			38	3.99	2.58	-	6.35	11.00
			40	4.23	2.83	-	6.60	11.00
		106T	53	0.83	-0.18	-	3.36	11.00
			54	0.85	-0.23	-	3.35	11.00
		SU	-	-1.73	-3.08	-	0.66	11.00
		Straddle	5 720	26T	0	7.36	6.76	-
4	5.65				5.23	-	8.46	11.00
52T	37			4.38	3.75	-	7.09	11.00
	38			4.00	3.62	-	6.82	11.00
106T	53			1.38	0.68	-	4.05	11.00

Note:

1. Maximum PSD(dB m/MHz) = $10\log(10^{(\text{ANT } 1/10)} + 10^{(\text{ANT } 2/10)})$ (dB m/MHz) + DCF(dB)

KCTL Inc.

65, Sinwon-ro, Yeongtong-gu,
Suwon-si, Gyeonggi-do, 16677, Korea
TEL: 82-31-285-0894 FAX: 82-505-299-8311
www.kctl.co.kr

Report No.:
KR21-SRF0163
Page (102) of (257)

**802.11ax HE40 MIMO in the UNII-2C band**

Channel	Frequency (MHz)	Tones	RU offset	Measured PSD ANT 1 (dBm/MHz)	Measured PSD ANT 2 (dBm/MHz)	DCF (dB)	Maximum PSD (dBm/MHz)	Maximum PSD Limit (dBm/MHz)
							Average	
Low	5 510	26T	0	6.89	5.60	-	9.30	11.00
			9	6.42	5.23	-	8.88	11.00
			17	6.52	5.25	-	8.94	11.00
		52T	37	4.22	2.97	-	6.65	11.00
			41	3.76	2.50	-	6.19	11.00
			44	3.86	2.48	-	6.23	11.00
		106T	53	1.13	-0.28	-	3.49	11.00
			54	0.83	-0.40	-	3.27	11.00
			56	0.73	-0.56	-	3.14	11.00
		242T	61	-2.62	-3.93	0.12	-0.10	11.00
			62	-2.87	-4.26	0.12	-0.38	11.00
		SU	-	-4.75	-6.08	-	-2.35	11.00
		Mid	5 590	26T	0	6.72	5.71	-
9	6.57				5.33	-	9.00	11.00
17	6.94				5.63	-	9.34	11.00
52T	37			4.12	3.06	-	6.63	11.00
	41			4.05	2.70	-	6.44	11.00
	44			4.28	2.82	-	6.62	11.00
106T	53			0.98	-0.14	-	3.47	11.00
	54			0.86	-0.38	-	3.29	11.00
	56			1.04	-0.30	-	3.43	11.00
242T	61			-2.67	-3.78	0.12	-0.06	11.00
	62			-2.50	-3.97	0.12	-0.04	11.00
SU	-			-4.79	-6.07	-	-2.37	11.00
High	5 670			26T	0	7.04	7.15	-
		9	6.75		6.69	-	9.73	11.00
		17	6.89		7.01	-	9.96	11.00
		52T	37	4.36	4.43	-	7.41	11.00
			41	4.05	3.87	-	6.97	11.00
			44	4.31	4.31	-	7.32	11.00
		106T	53	1.21	1.19	-	4.21	11.00
			54	1.05	0.83	-	3.95	11.00
			56	1.03	1.07	-	4.06	11.00
		242T	61	-2.52	-2.51	0.12	0.62	11.00
			62	-2.46	-2.55	0.12	0.63	11.00
		SU	-	-4.46	-4.79	-	-1.61	11.00

Note:

1. Maximum PSD(dB m/MHz) = $10\log(10^{(\text{ANT } 1/10)} + 10^{(\text{ANT } 2/10)})$ (dB m/MHz) + DCF(dB)

KCTL Inc.

65, Sinwon-ro, Yeongtong-gu,
Suwon-si, Gyeonggi-do, 16677, Korea
TEL: 82-31-285-0894 FAX: 82-505-299-8311
www.kctl.co.kr

Report No.:
KR21-SRF0163
Page (103) of (257)



Channel	Frequency (MHz)	Tones	RU offset	Measured PSD ANT 1 (dBm/MHz)	Measured PSD ANT 2 (dBm/MHz)	DCF (dB)	Maximum PSD (dBm/MHz)	Maximum PSD Limit (dBm/MHz)
							Average	
Straddle	5 710	26T	0	7.10	5.79	-	9.50	11.00
			9	7.14	6.02	-	9.63	11.00
		52T	37	4.31	3.01	-	6.72	11.00
			41	4.44	3.36	-	6.94	11.00
		106T	53	1.17	0.09	-	3.67	11.00
			54	1.32	0.11	-	3.77	11.00
		242T	61	-2.35	-3.54	0.12	0.23	11.00

Note:

1. Maximum PSD(dB m/MHz) = $10\log(10^{(\text{ANT } 1/10)} + 10^{(\text{ANT } 2/10)})$ (dB m/MHz) + DCF_(dB)

KCTL Inc.

65, Sinwon-ro, Yeongtong-gu,
Suwon-si, Gyeonggi-do, 16677, Korea
TEL: 82-31-285-0894 FAX: 82-505-299-8311
www.kctl.co.kr

Report No.:
KR21-SRF0163
Page (104) of (257)

**802.11ax HE80 MIMO in the UNII-2C band**

Channel	Frequency (MHz)	Tones	RU offset	Measured PSD ANT 1 (dBm/MHz)	Measured PSD ANT 2 (dBm/MHz)	DCF (dB)	Maximum PSD (dBm/MHz)	Maximum PSD Limit (dBm/MHz)
							Average	
Low	5 530	26T	0	8.95	5.68	-	10.63	11.00
			18	7.25	4.20	-	9.00	11.00
			36	8.37	5.35	-	10.13	11.00
		52T	37	6.05	2.96	-	7.78	11.00
			45	5.44	2.70	-	7.29	11.00
			52	5.60	2.46	-	7.32	11.00
		106T	53	2.90	-0.36	0.11	4.69	11.00
			57	2.36	-0.42	0.11	4.31	11.00
			60	2.35	-0.69	0.11	4.21	11.00
		242T	61	-0.84	-2.89	0.16	1.43	11.00
			62	-1.07	-2.86	0.16	1.30	11.00
			64	-1.27	-3.26	0.16	1.02	11.00
		484T	65	-4.02	-5.90	0.20	-1.65	11.00
			66	-4.27	-6.14	0.20	-1.89	11.00
		SU	-	-6.19	-9.11	-	-4.40	11.00
		High	5 610	26T	0	8.46	5.53	-
18	7.36				4.24	-	9.08	11.00
36	8.63				5.62	-	10.39	11.00
52T	37			5.73	2.66	-	7.47	11.00
	45			5.61	2.56	-	7.36	11.00
	52			5.71	2.48	-	7.40	11.00
106T	53			2.47	-0.52	0.11	4.35	11.00
	57			2.60	-0.58	0.11	4.42	11.00
	60			2.64	-0.73	0.11	4.39	11.00
242T	61			-1.18	-3.12	0.16	1.13	11.00
	62			-1.13	-3.19	0.16	1.13	11.00
	64			-1.05	-3.43	0.16	1.09	11.00
484T	65			-4.28	-6.25	0.20	-1.94	11.00
	66			-4.11	-6.45	0.20	-1.91	11.00
SU	-			-5.83	-9.01	-	-4.12	11.00

Note:

1. Maximum PSD(dB m/MHz) = $10\log(10^{(\text{ANT } 1/10)} + 10^{(\text{ANT } 2/10)})$ (dB m/MHz) + DCF(dB)

KCTL Inc.

65, Sinwon-ro, Yeongtong-gu,
Suwon-si, Gyeonggi-do, 16677, Korea
TEL: 82-31-285-0894 FAX: 82-505-299-8311
www.kctl.co.kr

Report No.:
KR21-SRF0163
Page (105) of (257)



Channel	Frequency (MHz)	Tones	RU offset	Measured PSD ANT 1 (dBm/MHz)	Measured PSD ANT 2 (dBm/MHz)	DCF (dB)	Maximum PSD (dBm/MHz)	Maximum PSD Limit (dBm/MHz)
							Average	
Straddle	5 690	26T	0	7.43	5.89	-	9.74	11.00
			18	6.02	4.50	-	8.34	11.00
		52T	37	4.62	2.95	-	6.88	11.00
			45	4.25	2.73	-	6.57	11.00
		106T	53	1.50	-0.15	0.11	3.87	11.00
			57	1.22	-0.33	0.11	3.63	11.00
		242T	61	-2.27	-3.65	0.16	0.26	11.00
			62	-2.49	-3.85	0.16	0.05	11.00
		484T	65	-5.33	-6.80	0.20	-2.79	11.00

Note:

1. Maximum PSD(dB m/MHz) = $10\log(10^{(\text{ANT } 1/10)} + 10^{(\text{ANT } 2/10)})$ (dB m/MHz) + DCF(dB)

KCTL Inc.

65, Sinwon-ro, Yeongtong-gu,
Suwon-si, Gyeonggi-do, 16677, Korea
TEL: 82-31-285-0894 FAX: 82-505-299-8311
www.kctl.co.kr

Report No.:
KR21-SRF0163
Page (106) of (257)

**802.11ax HE20 MIMO in the UNII-3 band**

Channel	Frequency (MHz)	Tones	RU offset	Measured PSD ANT 1 (dBm/500kHz)	Measured PSD ANT 2 (dBm/500kHz)	DCF (dB)	Maximum PSD (dBm/500kHz)	Maximum PSD Limit (dBm/500kHz)
							Average	
Straddle	5 720	26T	8	4.36	3.68	-	7.04	30.00
		52T	40	1.23	0.58	-	3.93	30.00
Low	5 745	26T	0	3.53	2.11	-	5.89	30.00
			4	2.77	1.66	-	5.26	30.00
			8	3.26	2.41	-	5.87	30.00
		52T	37	0.40	-1.05	-	2.75	30.00
			38	0.26	-1.15	-	2.62	30.00
			40	0.37	-0.61	-	2.92	30.00
		106T	53	-3.08	-4.01	-	-0.51	30.00
			54	-3.15	-3.65	-	-0.38	30.00
		SU	-	-5.65	-6.60	-	-3.09	30.00
		Mid	5 785	26T	0	3.08	1.92	-
4	2.47				1.23	-	4.90	30.00
8	3.22				1.87	-	5.61	30.00
52T	37			0.13	-1.29	-	2.49	30.00
	38			-0.11	-1.47	-	2.27	30.00
	40			0.09	-1.23	-	2.49	30.00
106T	53			-3.43	-4.24	-	-0.81	30.00
	54			-3.32	-4.20	-	-0.73	30.00
SU	-			-5.26	-6.71	-	-2.91	30.00
High	5 825			26T	0	3.91	3.38	-
		4	3.21		2.71	-	5.98	30.00
		8	3.98		3.14	-	6.59	30.00
		52T	37	0.91	0.29	-	3.62	30.00
			38	0.68	0.04	-	3.38	30.00
			40	0.89	0.04	-	3.50	30.00
		106T	53	-2.65	-2.79	-	0.29	30.00
			54	-2.64	-2.98	-	0.20	30.00
		SU	-	-5.24	-5.75	-	-2.48	30.00

Note:

1. Maximum PSD(dB m/MHz) = $10\log(10^{(\text{ANT } 1/10)} + 10^{(\text{ANT } 2/10)})$ (dB m/MHz) + DCF(dB)

KCTL Inc.

65, Sinwon-ro, Yeongtong-gu,
Suwon-si, Gyeonggi-do, 16677, Korea
TEL: 82-31-285-0894 FAX: 82-505-299-8311
www.kctl.co.kr

Report No.:
KR21-SRF0163
Page (107) of (257)

**802.11ax HE40 MIMO in the UNII-3 band**

Channel	Frequency (MHz)	Tones	RU offset	Measured PSD ANT 1 (dBm/500kHz)	Measured PSD ANT 2 (dBm/500kHz)	DCF (dB)	Maximum PSD (dBm/500kHz)	Maximum PSD Limit (dBm/500kHz)		
							Average			
Straddle	5 710	26T	17	4.39	3.00	-	6.76	30.00		
		52T	44	1.61	0.25	-	3.99	30.00		
Low	5 755	26T	0	3.08	1.92	-	5.55	30.00		
			9	2.59	2.18	-	5.40	30.00		
			17	2.68	2.16	-	5.44	30.00		
		52T	37	0.13	-0.93	-	2.64	30.00		
			41	-0.21	-0.69	-	2.57	30.00		
			44	-0.21	-0.62	-	2.60	30.00		
		106T	53	-2.94	-3.98	-	-0.42	30.00		
			54	-3.15	-3.86	-	-0.48	30.00		
			56	-3.32	-3.74	-	-0.51	30.00		
		242T	61	-6.69	-7.49	0.12	-3.94	30.00		
			62	-6.85	-7.32	0.12	-3.95	30.00		
		SU	-	-8.74	-9.32	-	-6.01	30.00		
		High	5 795	26T	0	2.65	1.72	-	5.22	30.00
					9	2.42	1.59	-	5.04	30.00
17	2.62				2.09	-	5.37	30.00		
52T	37			-0.16	-1.04	-	2.43	30.00		
	41			-0.19	-1.27	-	2.31	30.00		
	44			-0.26	-0.84	-	2.47	30.00		
106T	53			-3.28	-4.24	-	-0.72	30.00		
	54			-3.34	-4.41	-	-0.83	30.00		
	56			-3.45	-3.89	-	-0.65	30.00		
242T	61			-6.82	-7.87	0.12	-4.18	30.00		
	62			-6.94	-7.50	0.12	-4.08	30.00		
SU	-			-8.89	-10.03	-	-6.41	30.00		

Note:

1. Maximum PSD(dB m/MHz) = 10log(10^(ANT 1/10) + 10^(ANT 2/10)) (dB m/MHz) + DCF(dB)

KCTL Inc.

65, Sinwon-ro, Yeongtong-gu,
Suwon-si, Gyeonggi-do, 16677, Korea
TEL: 82-31-285-0894 FAX: 82-505-299-8311
www.kctl.co.kr

Report No.:
KR21-SRF0163
Page (108) of (257)

**802.11ax HE80 MIMO in the UNII-3 band**

Channel	Frequency (MHz)	Tones	RU offset	Measured PSD ANT 1 (dBm/500kHz)	Measured PSD ANT 2 (dBm/500kHz)	DCF (dB)	Maximum PSD (dBm/500kHz)	Maximum PSD Limit (dBm/500kHz)
							Average	
Straddle	5 690	26T	36	4.49	3.15	-	6.88	30.00
		52T	52	1.56	0.22	-	3.95	30.00
Low	5 775	26T	0	4.21	1.44	-	6.05	30.00
			18	3.69	1.30	-	5.67	30.00
			36	3.89	1.83	-	5.99	30.00
		52T	37	1.28	-1.54	-	3.11	30.00
			45	0.94	-1.87	-	2.77	30.00
			52	0.85	-1.39	-	2.88	30.00
		106T	53	-1.97	-5.51	0.11	-0.27	30.00
			57	-2.23	-5.00	0.11	-0.28	30.00
			60	-2.30	-4.59	0.11	-0.18	30.00
		242T	61	-5.61	-7.99	0.16	-3.47	30.00
			62	-5.83	-7.75	0.16	-3.51	30.00
			64	-5.80	-7.21	0.16	-3.28	30.00
		484T	65	-8.63	-10.72	0.20	-6.34	30.00
			66	-8.80	-9.24	0.20	-5.80	30.00
		SU	-	-10.06	-12.55	-	-8.12	30.00

Note:

1. Maximum PSD(dB m/MHz) = 10log(10^(ANT 1/10) + 10^(ANT 2/10)) (dB m/MHz) + DCF(dB)

KCTL Inc.

65, Sinwon-ro, Yeongtong-gu,
Suwon-si, Gyeonggi-do, 16677, Korea
TEL: 82-31-285-0894 FAX: 82-505-299-8311
www.kctl.co.kr

Report No.:
KR21-SRF0163
Page (109) of (257)

**802.11ax HE20 MIMO in the Straddle**

Band	Frequency (MHz)	Tones	RU offset	Measured PSD ANT 1	Measured PSD ANT 2	DCF (dB)	Maximum PSD	Maximum PSD Limit
							Average	
UNII-2C	5 720	106T	54	0.94	0.24	-	3.61	11.00
		SU	-	-2.27	-2.94	-	0.42	11.00
UNII-3		106T	54	-1.79	-2.61	-	0.83	30.00
		SU	-	-5.55	-6.20	-	-2.85	30.00

802.11ax HE40 MIMO in the Straddle

Band	Frequency (MHz)	Tones	RU offset	Measured PSD ANT 1	Measured PSD ANT 2	DCF (dB)	Maximum PSD	Maximum PSD Limit
							Average	
UNII-2C	5 710	106T	56	1.55	0.13	-	3.91	11.00
		242T	62	-2.12	-3.52	0.12	0.37	11.00
		SU	-	-4.98	-6.52	-	-2.67	11.00
UNII-3		106T	56	-1.50	-2.81	-	0.90	30.00
		242T	62	-5.10	-6.47	0.12	-2.60	30.00
		SU	-	-9.16	-10.44	-	-6.74	30.00

802.11ax HE80 MIMO in the Straddle

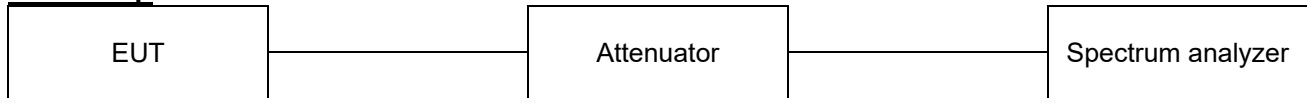
Band	Frequency (MHz)	Tones	RU offset	Measured PSD ANT 1	Measured PSD ANT 2	DCF (dB)	Maximum PSD	Maximum PSD Limit
							Average	
UNII-2C	5 690	106T	60	1.42	0.17	0.11	3.96	11.00
		242T	64	-2.21	-3.39	0.16	0.41	11.00
		484T	66	-5.35	-6.65	0.20	-2.74	11.00
		SU	-	-8.40	-9.82	-	-6.04	11.00
UNII-3		106T	60	-1.55	-2.73	0.11	1.02	30.00
		242T	64	-5.30	-6.56	0.16	-2.71	30.00
		484T	66	-8.43	-9.58	0.20	-5.76	30.00
		SU	-	-12.94	-13.95	-	-10.41	30.00

Note:

1. Maximum PSD(dB m/MHz) = $10\log(10^{(ANT\ 1/10)} + 10^{(ANT\ 2/10)})$ (dB m/MHz) + DCF(dB)
2. The Unit of UNII-2C is (dB m / MHz) and Unit of UNII-3 is (dB m / 500 kHz)

7.3. 26 dB Bandwidth & 99% Bandwidth

Test setup



Limit

N/A

Test procedure

ANSI C63.10-2013 Section 12.4

KDB 789033 D02 v02r01 - Section C.1 (26dBbandwidth)

KDB 789033 D02 v02r01 - Section D (99% bandwidth)

Test settings

1. 26 dB Bandwidth

- Set RBW = approximately 1% of the emission bandwidth.
- Set the VBW > RBW.
- Detector = Peak.
- Trace mode = max hold.
- Measure the maximum width of the emission that is 26 dB down from the maximum of the emission. Compare this with the RBW setting of the analyzer. Readjust RBW and repeat measurement as needed until the RBW/EBW ratio is approximately 1%.

2. 99% Occupied Bandwidth

- Set center frequency to the nominal EUT channel center frequency.
- Set span = 1.5 times to 5.0 times the OBW.
- Set RBW = 1% to 5% of the OBW
- Set VBW $\geq 3 \times$ RBW
- Video averaging is not permitted. Where practical, a sample detection and single sweep mode shall be used. Otherwise, peak detection and max hold mode (until the trace stabilizes) shall be used.
- Use the 99% power bandwidth function of the instrument (if available).
- If the instrument does not have a 99% power bandwidth function, the trace data points are recovered and directly summed in power units. The recovered amplitude data points, beginning at the lowest frequency, are placed in a running sum until 0.5% of the total is reached; that frequency is recorded as the lower frequency. The process is repeated until 99.5% of the total is reached; that frequency is recorded as the upper frequency. The 99% occupied bandwidth is the difference between these two frequencies.

Note:

Please refer to Appendix B,C for plots

KCTL Inc.

65, Sinwon-ro, Yeongtong-gu,
Suwon-si, Gyeonggi-do, 16677, Korea
TEL: 82-31-285-0894 FAX: 82-505-299-8311
www.kctl.co.kr

Report No.:
KR21-SRF0163
Page (111) of (257)

**Test results**

Band	Mode	Frequency (MHz)	Tones	RU offset	26 dB bandwidth (MHz)		99% bandwidth (MHz)	
					ANT 1	ANT 2	ANT 1	ANT 2
UNII-1	HE20	5 180	26T	0	20.38	20.33	18.38	18.58
				4	18.78	18.93	17.38	17.33
				8	20.58	20.68	18.73	18.73
			52T	37	21.18	20.88	18.43	18.28
				38	19.28	18.93	17.08	17.33
				40	20.73	20.93	18.38	18.53
			106T	53	21.58	21.33	18.43	18.33
				54	21.08	21.13	18.33	18.33
			SU	-	21.33	21.43	18.93	18.98
		5 200	26T	0	20.53	20.53	18.58	18.58
				4	18.83	18.83	17.38	17.28
				8	20.63	20.48	18.58	18.58
			52T	37	21.08	21.38	18.43	18.43
				38	19.28	19.33	17.28	17.23
				40	20.58	20.48	18.23	18.23
			106T	53	21.63	21.63	18.43	18.43
				54	21.08	21.03	18.33	18.38
			SU	-	21.18	21.28	18.98	18.98
		5 240	26T	0	20.18	20.53	18.43	18.53
				4	18.83	18.83	17.28	17.23
				8	20.43	20.68	18.63	18.63
			52T	37	20.88	20.88	18.48	18.43
				38	19.18	19.38	17.38	17.28
				40	20.28	20.68	18.28	18.23
			106T	53	21.53	21.73	18.43	18.43
				54	21.18	21.03	18.38	18.28
			SU	-	21.28	21.43	18.98	18.98

KCTL Inc.

65, Sinwon-ro, Yeongtong-gu,
Suwon-si, Gyeonggi-do, 16677, Korea
TEL: 82-31-285-0894 FAX: 82-505-299-8311
www.kctl.co.kr

Report No.:
KR21-SRF0163
Page (112) of (257)



Band	Mode	Frequency (MHz)	Tones	RU offset	26 dB bandwidth (MHz)		99% bandwidth (MHz)	
					ANT 1	ANT 2	ANT 1	ANT 2
UNII-1	HE40	5 190	26T	0	40.96	40.96	39.56	39.46
				9	38.46	38.36	37.16	37.16
				17	40.46	40.86	39.36	39.26
			52T	37	41.36	41.36	39.16	39.06
				41	38.56	38.46	37.16	37.26
				44	40.96	41.06	38.86	38.76
			106T	53	41.16	41.46	37.86	37.96
				54	39.06	39.16	36.76	36.86
				56	41.16	41.36	37.86	37.86
			242T	61	42.66	42.76	37.76	37.76
				62	43.26	43.46	37.86	37.86
			SU	-	41.26	41.16	37.86	37.86
		5 230	26T	0	40.56	41.16	39.26	39.16
				9	38.26	38.26	37.16	36.86
				17	40.96	40.66	39.36	39.16
			52T	37	41.16	41.36	39.16	38.86
				41	38.56	38.66	37.06	37.06
				44	41.06	40.96	38.86	38.66
			106T	53	41.16	41.16	37.86	37.86
				54	39.06	38.96	36.76	36.66
				56	41.26	41.26	37.76	37.76
			242T	61	42.76	42.66	37.76	37.76
				62	43.26	42.76	37.96	37.76
			SU	-	41.06	41.06	37.86	37.86

KCTL Inc.

65, Sinwon-ro, Yeongtong-gu,
Suwon-si, Gyeonggi-do, 16677, Korea
TEL: 82-31-285-0894 FAX: 82-505-299-8311
www.kctl.co.kr

Report No.:
KR21-SRF0163
Page (113) of (257)



Band	Mode	Frequency (MHz)	Tones	RU offset	26 dB bandwidth (MHz)		99% bandwidth (MHz)	
					ANT 1	ANT 2	ANT 1	ANT 2
UNII-1	HE80	5 210	26T	0	83.44	82.96	79.36	79.48
				18	79.48	79.00	75.52	75.28
				36	81.40	81.40	78.64	78.88
			52T	37	85.24	83.80	78.64	78.88
				45	79.12	79.12	74.93	75.16
				52	84.04	83.56	78.40	78.64
			106T	53	85.24	85.95	78.64	78.40
				57	80.80	80.32	75.76	75.64
				60	84.28	84.52	77.56	77.68
			242T	61	86.79	86.43	77.56	77.80
				62	84.64	84.76	76.24	76.12
				64	86.43	85.71	77.56	77.32
			484T	65	87.87	87.63	77.44	77.44
				66	87.39	86.67	77.32	77.56
			SU	-	82.84	83.56	77.32	77.32

KCTL Inc.

65, Sinwon-ro, Yeongtong-gu,
Suwon-si, Gyeonggi-do, 16677, Korea
TEL: 82-31-285-0894 FAX: 82-505-299-8311
www.kctl.co.kr

Report No.:
KR21-SRF0163
Page (114) of (257)



Band	Mode	Frequency (MHz)	Tones	RU offset	26 dB bandwidth (MHz)		99% bandwidth (MHz)	
					ANT 1	ANT 2	ANT 1	ANT 2
UNII-2A	HE20	5 260	26T	0	20.43	20.43	18.63	18.63
				4	18.93	18.93	17.33	17.08
				8	20.53	21.13	18.58	18.68
			52T	37	20.88	20.98	18.43	18.38
				38	19.48	19.13	17.38	17.28
				40	20.68	20.53	18.33	18.28
			106T	53	21.53	21.28	18.43	18.43
				54	20.98	21.33	18.38	18.28
			SU	-	21.33	21.63	18.98	18.93
		5 280	26T	0	20.58	20.63	18.58	18.53
				4	18.93	18.73	17.33	17.18
				8	20.68	20.78	18.68	18.63
			52T	37	21.33	21.23	18.48	18.48
				38	19.43	19.13	17.33	17.18
				40	20.58	20.63	18.28	18.23
			106T	53	21.58	21.53	18.38	18.43
				54	21.08	21.08	18.38	18.33
			SU	-	21.23	21.28	18.93	18.93
		5 320	26T	0	20.48	20.48	18.58	18.53
				4	18.83	18.88	17.38	17.18
				8	20.68	20.63	18.73	18.78
			52T	37	21.13	21.28	18.43	18.38
				38	19.28	18.88	17.38	17.23
				40	20.98	20.78	18.28	18.23
			106T	53	21.48	21.53	18.43	18.43
				54	21.08	21.13	18.38	18.38
			SU	-	21.23	21.38	18.98	18.98

KCTL Inc.

65, Sinwon-ro, Yeongtong-gu,
Suwon-si, Gyeonggi-do, 16677, Korea
TEL: 82-31-285-0894 FAX: 82-505-299-8311
www.kctl.co.kr

Report No.:
KR21-SRF0163
Page (115) of (257)



Band	Mode	Frequency (MHz)	Tones	RU offset	26 dB bandwidth (MHz)		99% bandwidth (MHz)	
					ANT 1	ANT 2	ANT 1	ANT 2
UNII-2A	HE40	5 270	26T	0	40.66	41.06	39.46	39.36
				9	38.36	38.36	37.16	36.96
				17	40.56	40.56	39.16	39.16
			52T	37	41.36	41.26	39.06	38.86
				41	38.56	38.56	37.16	37.06
				44	41.16	41.16	38.66	38.46
			106T	53	41.36	41.36	37.86	37.96
				54	38.96	38.96	36.86	36.86
				56	41.36	41.36	37.66	37.76
			242T	61	43.06	43.46	37.76	37.76
				62	42.76	43.66	37.86	37.86
			SU	-	40.96	41.56	37.86	37.76
		5 310	26T	0	40.76	41.16	39.56	39.06
				9	38.36	38.36	37.36	36.96
				17	40.56	40.76	39.36	39.16
			52T	37	41.36	41.96	39.06	38.76
				41	38.56	38.56	37.16	36.96
				44	41.56	41.16	38.96	38.76
			106T	53	40.96	41.26	37.76	37.76
				54	38.96	38.96	36.76	36.76
				56	41.16	41.56	37.86	37.86
			242T	61	42.06	42.46	37.66	37.66
				62	43.26	43.06	37.86	37.86
			SU	-	41.06	41.06	37.86	37.76

KCTL Inc.

65, Sinwon-ro, Yeongtong-gu,
Suwon-si, Gyeonggi-do, 16677, Korea
TEL: 82-31-285-0894 FAX: 82-505-299-8311
www.kctl.co.kr

Report No.:
KR21-SRF0163
Page (116) of (257)



Band	Mode	Frequency (MHz)	Tones	RU offset	26 dB bandwidth (MHz)		99% bandwidth (MHz)	
					ANT 1	ANT 2	ANT 1	ANT 2
UNII-2A	HE80	5 290	26T	0	82.84	83.44	79.36	79.60
				18	78.76	79.00	75.40	75.28
				36	81.64	81.76	78.88	79.00
			52T	37	83.44	85.48	79.12	79.12
				45	79.24	79.24	74.93	75.04
				52	84.40	84.40	78.64	78.76
			106T	53	84.88	85.12	78.40	78.64
				57	80.56	80.44	75.76	75.64
				60	83.44	83.92	77.80	77.80
			242T	61	85.59	85.48	77.44	77.92
				62	84.40	84.16	76.12	76.00
				64	86.07	86.19	77.44	77.44
			484T	65	87.75	88.23	77.44	77.44
				66	86.07	86.31	77.44	77.44
			SU	-	82.72	83.08	77.08	77.20

KCTL Inc.

65, Sinwon-ro, Yeongtong-gu,
Suwon-si, Gyeonggi-do, 16677, Korea
TEL: 82-31-285-0894 FAX: 82-505-299-8311
www.kctl.co.kr

Report No.:
KR21-SRF0163
Page (117) of (257)



Band	Mode	Frequency (MHz)	Tones	RU offset	26 dB bandwidth (MHz)		99% bandwidth (MHz)	
					ANT 1	ANT 2	ANT 1	ANT 2
UNII-2C	HE20	5 500	26T	0	20.63	20.93	18.58	18.63
				4	19.03	18.33	17.28	17.18
				8	20.48	20.78	18.58	18.23
			52T	37	21.13	20.78	18.38	18.38
				38	19.38	19.03	17.33	17.28
				40	20.63	20.88	18.23	18.33
			106T	53	21.33	21.18	18.38	18.33
				54	21.23	21.13	18.38	18.38
			SU	-	21.33	21.18	18.93	18.93
		5 600	26T	0	20.53	20.83	18.58	18.48
				4	18.83	18.68	17.38	17.33
				8	20.58	20.88	18.68	18.68
			52T	37	21.18	20.98	18.48	18.48
				38	19.48	19.48	17.18	17.33
				40	20.48	20.48	18.28	18.28
			106T	53	21.48	21.68	18.43	18.38
				54	21.28	21.38	18.38	18.38
			SU	-	21.68	21.68	18.98	18.93
		5 700	26T	0	20.68	20.88	18.63	18.48
				4	18.48	18.78	17.38	17.08
				8	20.53	20.53	18.58	18.53
			52T	37	20.38	21.18	18.38	18.33
				38	19.38	19.23	17.28	17.28
				40	20.58	20.48	18.38	18.28
			106T	53	21.48	21.68	18.38	18.33
				54	21.23	21.03	18.33	18.38
			SU	-	21.18	21.18	18.98	18.93

KCTL Inc.

65, Sinwon-ro, Yeongtong-gu,
Suwon-si, Gyeonggi-do, 16677, Korea
TEL: 82-31-285-0894 FAX: 82-505-299-8311
www.kctl.co.kr

Report No.:
KR21-SRF0163
Page (118) of (257)



Band	Mode	Frequency (MHz)	Tones	RU offset	26 dB bandwidth (MHz)		99% bandwidth (MHz)	
					ANT 1	ANT 2	ANT 1	ANT 2
UNII-2C	HE20	Straddle 5 720	26T	0	20.43	20.48	18.58	18.63
				4	18.98	18.88	17.33	17.33
				8	-		-	
			52T	37	20.93	21.28	18.53	18.38
				38	19.38	19.33	17.33	17.23
				40	-		-	
			106T	53	21.68	21.83	18.43	18.43
				54*	15.04	14.64	13.64	13.59
			SU	-*	15.69	15.54	14.44	14.44

* RU Allocation included in the straddle band

KCTL Inc.

65, Sinwon-ro, Yeongtong-gu,
Suwon-si, Gyeonggi-do, 16677, Korea
TEL: 82-31-285-0894 FAX: 82-505-299-8311
www.kctl.co.kr

Report No.:
KR21-SRF0163
Page (119) of (257)



Band	Mode	Frequency (MHz)	Tones	RU offset	26 dB bandwidth (MHz)		99% bandwidth (MHz)	
					ANT 1	ANT 2	ANT 1	ANT 2
UNII-2C	HE40	5 510	26T	0	40.76	40.96	39.36	39.06
				9	38.46	38.36	37.16	36.96
				17	40.76	40.86	39.36	39.06
			52T	37	41.36	41.66	38.96	38.86
				41	38.66	38.66	37.16	37.16
				44	41.56	41.86	39.06	39.16
			106T	53	41.36	41.36	37.86	37.86
				54	39.06	39.16	36.76	36.76
				56	41.56	41.46	37.86	37.76
			242T	61	42.46	43.06	37.66	37.66
				62	42.96	43.66	37.96	37.96
			SU	-	41.06	41.26	37.76	37.76
		5 590	26T	0	41.16	41.06	39.66	39.06
				9	38.46	38.16	37.26	37.16
				17	40.86	40.76	39.36	39.16
			52T	37	41.46	41.46	39.06	38.86
				41	38.66	38.66	37.26	37.16
				44	41.66	41.46	39.16	38.86
			106T	53	41.26	41.46	37.86	37.86
				54	39.06	39.16	36.86	36.76
				56	41.26	41.56	37.86	37.86
			242T	61	43.56	42.86	37.76	37.76
				62	42.96	43.26	37.86	37.86
			SU	-	40.96	41.06	37.86	37.86
		5 670	26T	0	40.96	40.96	39.36	39.06
				9	38.46	38.46	37.16	36.96
				17	40.66	40.56	39.36	39.06
			52T	37	41.36	41.76	39.06	38.86
				41	38.66	38.66	37.26	37.16
				44	41.36	41.76	39.06	38.96
			106T	53	41.36	41.56	37.86	37.86
				54	39.16	39.16	36.76	36.76
				56	41.36	41.46	37.86	37.86
			242T	61	42.76	43.16	37.76	37.76
				62	42.86	43.96	37.96	37.86
			SU	-	40.96	41.16	37.76	37.76

KCTL Inc.

65, Sinwon-ro, Yeongtong-gu,
Suwon-si, Gyeonggi-do, 16677, Korea
TEL: 82-31-285-0894 FAX: 82-505-299-8311
www.kctl.co.kr

Report No.:
KR21-SRF0163
Page (120) of (257)



Band	Mode	Frequency (MHz)	Tones	RU offset	26 dB bandwidth (MHz)		99% bandwidth (MHz)	
					ANT 1	ANT 2	ANT 1	ANT 2
UNII-2C	HE40	Straddle 5 710	26T	0	40.76	41.06	38.66	38.66
				9	38.36	38.46	36.56	36.56
				17	-		-	
			52T	37	41.36	41.36	38.16	38.36
				41	38.56	38.66	36.56	36.66
				44	-		-	
			106T	53	41.56	41.26	37.96	38.06
				54	39.16	39.06	36.76	36.86
				56*	34.58	34.58	33.38	33.28
			242T	61	43.56	43.86	37.76	37.86
				62*	36.38	36.38	33.48	33.48
			SU	-*	35.38	35.48	33.78	33.88

* RU Allocation included in the straddle band

KCTL Inc.

65, Sinwon-ro, Yeongtong-gu,
Suwon-si, Gyeonggi-do, 16677, Korea
TEL: 82-31-285-0894 FAX: 82-505-299-8311
www.kctl.co.kr

Report No.:
KR21-SRF0163
Page (121) of (257)



Band	Mode	Frequency (MHz)	Tones	RU offset	26 dB bandwidth (MHz)		99% bandwidth (MHz)	
					ANT 1	ANT 2	ANT 1	ANT 2
UNII-2C	HE80	5 530	26T	0	83.20	82.96	79.24	79.12
				18	79.00	79.24	75.64	75.64
				36	82.12	82.00	79.00	79.00
			52T	37	83.32	84.16	78.76	79.00
				45	79.60	79.96	75.16	75.28
				52	84.40	84.40	79.00	78.76
			106T	53	85.24	84.40	78.40	78.52
				57	81.04	80.44	75.88	75.64
				60	83.92	83.92	77.80	77.80
			242T	61	85.95	86.07	77.68	77.44
				62	84.52	83.44	76.24	76.24
				64	87.27	86.55	77.68	77.92
		484T	65	87.75	86.79	77.44	77.44	
			66	87.99	86.79	77.56	77.56	
		SU	-	82.96	83.68	77.32	77.20	
		5 610	26T	0	83.08	83.20	79.36	79.36
				18	79.00	79.12	75.52	75.64
				36	81.88	81.64	78.88	78.64
			52T	37	84.40	85.36	79.24	79.24
				45	79.00	79.84	74.81	75.16
				52	85.00	85.59	78.64	79.12
			106T	53	84.16	85.12	78.64	78.64
				57	80.20	80.08	75.76	75.88
				60	83.68	84.16	77.68	77.80
242T	61		86.91	87.03	77.80	77.92		
	62		84.64	84.88	76.24	76.24		
	64		86.31	85.95	77.44	78.04		
484T	65	88.23	87.51	77.44	77.68			
	66	86.79	87.15	77.44	77.56			
SU	-	83.20	83.32	77.32	77.20			

KCTL Inc.

65, Sinwon-ro, Yeongtong-gu,
Suwon-si, Gyeonggi-do, 16677, Korea
TEL: 82-31-285-0894 FAX: 82-505-299-8311
www.kctl.co.kr

Report No.:
KR21-SRF0163
Page (122) of (257)

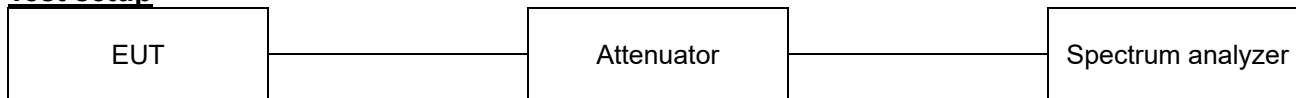


Band	Mode	Frequency (MHz)	Tones	RU offset	26 dB bandwidth (MHz)		99% bandwidth (MHz)	
					ANT 1	ANT 2	ANT 1	ANT 2
UNII-2C	HE80	Straddle 5 690	26T	0	83.08	82.96	79.36	79.48
				18	79.12	79.24	75.64	75.76
				36	-	-	-	-
			52T	37	84.64	86.19	78.76	79.36
				45	80.32	80.44	75.28	75.40
				52	-	-	-	-
			106T	53	85.12	85.59	78.52	78.64
				57	80.92	81.04	75.76	75.88
				60*	77.20	74.68	72.52	72.52
			242T	61	86.67	86.91	77.56	78.04
				62	84.64	85.24	76.24	76.36
				64*	77.32	76.96	72.88	72.76
			484T	65	87.87	88.11	77.68	77.80
				66*	76.72	76.96	72.88	72.88
			SU	-*	76.60	76.60	73.60	73.48

* RU Allocation included in the straddle band

7.4. 6 dB Bandwidth & 99% Bandwidth

Test setup



Limit

According to §15.407(e), RSS-247(6.2.4) Within the 5.725-5.85 GHz band, the minimum 6 dB bandwidth if U-NII devices shall be at least 500kHz

Test procedure

ANSI C63.10-2013 Section 6.9.2
KDB 789033 D02 v02r01 - Section C.2

Test settings

Minimum Emission Bandwidth for the band 5.725–5.85 GHz

Section 15.407(e) specifies the minimum 6 dB emission bandwidth of at least 500 kHz for the band 5.725–5.85 GHz. The following procedure shall be used for measuring this bandwidth:

1. Set RBW = 100 kHz.
2. Set the video bandwidth (VBW) ≥ 3 RBW.
3. Detector = Peak.
4. Trace mode = max hold.
5. Sweep = auto couple.
6. Allow the trace to stabilize.
7. Measure the maximum width of the emission that is constrained by the frequencies associated with the two outermost amplitude points (upper and lower frequencies) that are attenuated by 6 dB relative to the maximum level measured in the fundamental emission.

Note:

1. For the 6dB Bandwidth, it was tested at the RU allocation with lowest tones number for each bandwidth
2. * RU Allocation included in the straddle band
3. Please refer to Appendix B,C for plots

KCTL Inc.

65, Sinwon-ro, Yeongtong-gu,
Suwon-si, Gyeonggi-do, 16677, Korea
TEL: 82-31-285-0894 FAX: 82-505-299-8311
www.kctl.co.kr

Report No.:
KR21-SRF0163
Page (124) of (257)

**Test results**

Band	Mode	Frequency (MHz)	Tones	RU offset	6 dB bandwidth (MHz)		99% bandwidth (MHz)	
					ANT 1	ANT 2	ANT 1	ANT 2
UNII-3	HE20	Straddle 5 720	26T	8	2.15	2.15	18.68	18.73
			52T	40	17.13	15.88	18.33	18.33
			106T	54*	4.59	4.59	4.64	4.69
			SU	-*	4.34	4.19	4.49	4.49
		5 745	26T	0	2.15	2.15	18.63	18.43
		5 785	26T	0	2.25	2.20	18.63	18.53
		5 825	26T	0	2.15	2.20	18.63	18.68
		Minimum Bandwidth				2.15	2.15	4.49
Minimum Limit (MHz)					0.5		-	

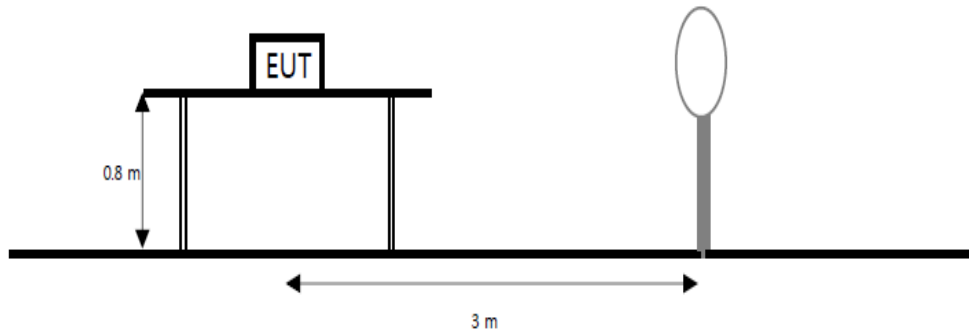
Band	Mode	Frequency (MHz)	Tones	RU offset	6 dB bandwidth (MHz)		99% bandwidth (MHz)	
					ANT 1	ANT 2	ANT 1	ANT 2
UNII-3	HE40	Straddle 5 720	26T	17	2.30	2.30	38.56	38.66
			52T	44	4.20	4.30	38.06	38.16
			106T	56*	4.18	4.08	4.38	4.38
			242T	62*	4.28	4.28	4.28	4.28
			SU	-*	3.98	3.98	3.88	3.88
		5 755	26T	0	2.30	2.30	39.66	39.26
		5 795	26T	0	2.30	2.30	39.96	39.46
		Minimum Bandwidth				2.30	2.30	3.88
Minimum Limit (MHz)					0.5		-	

Band	Mode	Frequency (MHz)	Tones	RU offset	6 dB bandwidth (MHz)		99% bandwidth (MHz)	
					ANT 1	ANT 2	ANT 1	ANT 2
UNII-3	HE80	Straddle 5 690	26T	36	2.28	2.16	79.00	79.00
			52T	52	4.32	4.32	78.64	78.76
			106T	60*	4.08	4.08	4.44	5.28
			242T	64*	4.20	4.20	4.56	4.68
			484T	66*	4.20	4.20	4.44	4.56
			SU	-*	2.64	3.96	3.60	3.60
		5 755	26T	0	2.16	2.16	79.00	79.48
		Minimum Bandwidth				2.16	2.16	3.60
Minimum Limit (MHz)					0.5		-	

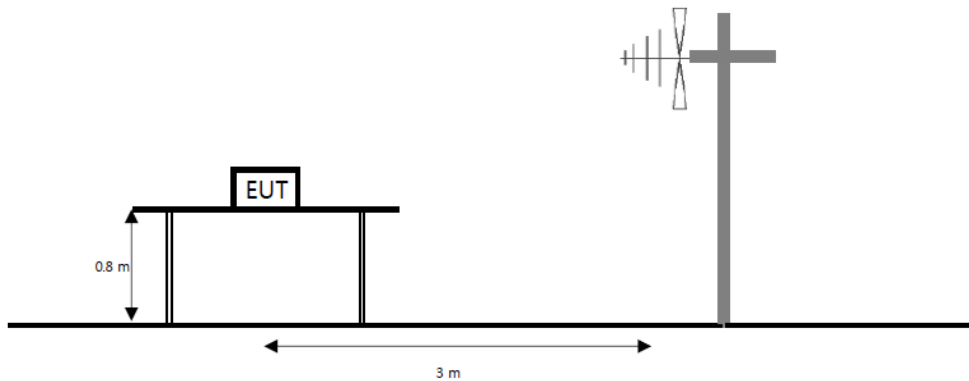
7.5. Spurious Emission, Band Edge and Restricted bands

Test setup

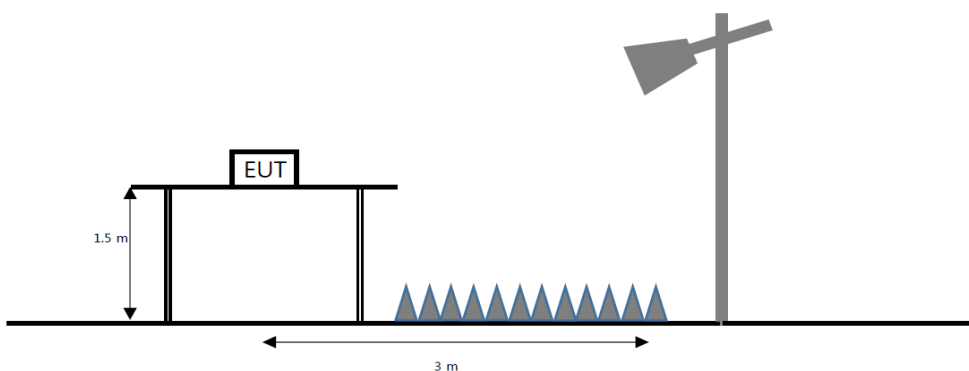
The diagram below shows the test setup that is utilized to make the measurements for emission from 9 kHz to 30 MHz Emissions



The diagram below shows the test setup that is utilized to make the measurements for emission from 30 MHz to 1 GHz emissions.



The diagram below shows the test setup that is utilized to make the measurements for emission from 1 GHz to the tenth harmonic of the highest fundamental frequency or to 40 GHz emissions, whichever is lower.



KCTL Inc.

65, Sinwon-ro, Yeongtong-gu,
Suwon-si, Gyeonggi-do, 16677, Korea
TEL: 82-31-285-0894 FAX: 82-505-299-8311
www.kctl.co.kr

Report No.:
KR21-SRF0163
Page (126) of (257)

**Limit****FCC**

According to section 15.209(a) except as provided elsewhere in this subpart, the emissions from an intentional radiator shall not exceed the field strength levels specified in the following table:

Frequency (MHz)	Field strength ($\mu\text{V}/\text{m}$)	Measurement distance (m)
0.009 - 0.490	2 400/F(kHz)	300
0.490 - 1.705	24 000/F(kHz)	30
1.705 - 30	30	30
30 - 88	100**	3
88 - 216	150**	3
216 - 960	200**	3
Above 960	500	3

**Except as provided in paragraph (g), fundamental emissions from intentional radiators operating under this section shall not be located in the frequency bands 54–72 MHz, 76–88 MHz, 174–216 MHz or 470–806 MHz. However, operation within these frequency bands is permitted under other sections of this part, e.g., Section 15.231 and 15.241.

According to section 15.205(a) and (b) only spurious emissions are permitted in any of the frequency bands listed below:

MHz	MHz	MHz	GHz
0.009 - 0.110	16.42 - 16.423	399.9 - 410	4.5 - 5.15
0.495 - 0.505	16.694 75 - 16.695 25	608 - 614	5.35 - 5.46
2.173 5 - 2.190 5	16.804 25 - 16.804 75	960 - 1 240	7.25 - 7.75
4.125 - 4.128	25.5 - 25.67	1 300 - 1 427	8.025 - 8.5
4.177 25 - 4.177 75	37.5 - 38.25	1 435 - 1 626.5	9.0 - 9.2
4.207 25 - 4.207 75	73 - 74.6	1 645.5 - 1 646.5	9.3 - 9.5
6.215 - 6.218	74.8 - 75.2	1 660 - 1 710	10.6 - 12.7
6.267 75 - 6.268 25	108 - 121.94	1 718.8 - 1 722.2	13.25 - 13.4
6.311 75 - 6.312 25	123 - 138	2 200 - 2 300	14.47 - 14.5
8.291 - 8.294	149.9 - 150.05	2 310 - 2 390	15.35 - 16.2
8.362 - 8.366	156.524 75 - 156.525	2 483.5 - 2 500	17.7 - 21.4
8.376 25 - 8.386 75	25	2 690 - 2 900	22.01 - 23.12
8.414 25 - 8.414 75	156.7 - 156.9	3 260 - 3 267	23.6 - 24.0
12.29 - 12.293	162.012 5 - 167.17	3 332 - 3 339	31.2 - 31.8
12.519 75 - 12.520 25	167.72 - 173.2	3 345.8 - 3 358	36.43 - 36.5
12.576 75 - 12.577 25	240 - 285	3 600 - 4 400	Above 38.6
13.36 - 13.41	322 - 335.4		

The field strength of emissions appearing within these frequency bands shall not exceed the limits shown in section 15.209. At frequencies equal to or less than 1 000 MHz, compliance with the limits in section 15.209 shall be demonstrated using measurement instrumentation employing a CISPR quasi-peak detector. Above 1 000 MHz, compliance with the emission limits in section 15.209 shall be demonstrated based on the average value of the measured emissions. The provisions in section 15.35 apply to these measurements.

KCTL Inc.

65, Sinwon-ro, Yeongtong-gu,
Suwon-si, Gyeonggi-do, 16677, Korea
TEL: 82-31-285-0894 FAX: 82-505-299-8311
www.kctl.co.kr

Report No.:
KR21-SRF0163
Page (127) of (257)



According to section 15.407(b), undesirable emission limits. Except as shown in paragraph (b)(7) of this section, the maximum emissions outside of the frequency bands of operation shall be attenuated in accordance with the following limits:

For transmitters operating in the 5.15-5.25 GHz band: All emissions outside of the 5.15-5.35 GHz band shall not exceed an e.i.r.p. of -27 dBm/MHz

For transmitters operating in the 5.25-5.35 GHz band: All emissions outside of the 5.15-5.35 GHz band shall not exceed an e.i.r.p. of -27 dBm/MHz.

For transmitters operating in the 5.725-5.85 GHz band: All emissions shall be limited to a level of -27 dBm/MHz at 75 MHz or more above or below the band edge increasing linearly to 10 dBm/MHz at 25 MHz above or below the band edge, and from 25 MHz above or below the band edge increasing linearly to a level of 15.6 dBm/MHz at 5 MHz above or below the band edge, and from 5 MHz above or below the band edge increasing linearly to a level of 27 dBm/MHz at the band edge.

IC

According to RSS-247(5.5), In any 100 kHz bandwidth outside the frequency band in which the spread spectrum or digitally modulated device is operating, the RF power that is produced shall be at least 20 dB below that in the 100 kHz bandwidth within the band that contains the highest level of the desired power, based on either an RF conducted or a radiated measurement, provided that the transmitter demonstrates compliance with the peak conducted power limits. If the transmitter complies with the conducted power limits based on the use of root-mean-square averaging over a time interval, as permitted under section 5.4(d), the attenuation required shall be 30 dB instead of 20 dB. Attenuation below the general field strength limits specified in RSS-Gen is not required.

According to RSS-Gen(8.9), Except where otherwise indicated in the applicable RSS, radiated emissions shall comply with the field strength limits shown in table 5 and table 6. Additionally, the level of any transmitter unwanted emission shall not exceed the level of the transmitter's fundamental emission.

Table 5- General field strength limits at frequencies above 30 MHz

Frequency(MHz)	Field strength ($\mu\text{V}/\text{m}$ at 3 m)
30 to 88	100
88 to 216	150
216 to 960	200
Above 960	500

Table 6- General field strength limits at frequencies below 30 MHz

Frequency	Magnetic field strength (H-Field) ($\mu\text{A}/\text{m}$)	Measurement distance(m)
9 – 490 kHz ¹⁾	6.37/F (F in kHz)	300
490 – 1705 kHz	63.7/F (F in kHz)	30
1.705 - 30 MHz	0.08	30

According to RSS-Gen(8.10), Restricted frequency bands, identified in table 7, are designated primarily for safety-of-life services (distress calling and certain aeronautical activities), certain satellite downlinks, radio astronomy and some government uses. Except where otherwise indicated, the following conditions related to the restricted frequency bands apply:

- The transmit frequency, including fundamental components of modulation, of licence-exempt radio apparatus shall not fall within the restricted frequency bands listed in table 7 except for apparatus compliant with RSS-287, Emergency Position Indicating Radio Beacons (EPIRB), Emergency Locator Transmitters (ELT), Personal Locator Beacons (PLB), and Maritime Survivor Locator Devices (MSLD).
- Unwanted emissions that fall into restricted frequency bands listed in table 7 shall comply with the limits specified in table 5 and table 6.
- Unwanted emissions that do not fall within the restricted frequency bands listed in table 7 shall comply either with the limits specified in the applicable RSS or with those specified in table 5 and table 6.

Table 7- Restricted frequency bands*

MHz	MHz	GHz
0.090 - 0.110	149.9 - 150.05	9.0 - 9.2
0.495 - 0.505	156.52475 - 156.52525	9.3 - 9.5
2.1735 - 2.1905	156.7 - 156.9	10.6 - 12.7
3.020 - 3.026	162.0125 - 167.17	13.25 - 13.4
4.125 - 4.128	167.72 - 173.2	14.47 - 14.5
4.17725 - 4.17775	240 - 285	15.35 - 16.2
4.20725 - 4.20775	322 - 335.4	17.7 - 21.4
5.677 - 5.683	399.9 - 410	22.01 - 23.12
6.215 - 6.218	608 - 614	23.6 - 24.0
6.26775 - 6.26825	960 - 1427	31.2 - 31.8
6.31175 - 6.31225	1435 - 1626.5	36.43 - 36.5
8.291 - 8.294	1645.5 - 1646.5	Above 38.6
8.362 - 8.366	1660 - 1710	
8.37625 - 8.38675	1718.8 - 1722.2	
8.41425 - 8.41475	2200 - 2300	
12.29 - 12.293	2310 - 2390	
12.51975 - 12.52025	2483.5 - 2500	
12.57675 - 12.57725	2655 - 2900	
13.36 - 13.41	3260 - 3267	
16.42 - 16.423	3332 - 3339	
16.69475 - 16.69525	3345.8 - 3358	
16.80425 - 16.80475	3500 - 4400	
25.5 - 25.67	4500 - 5150	
37.5 - 38.25	5350 - 5460	
73 - 74.6	7250 - 7750	
74.8 - 75.2	8025 - 8500	
108 - 138	--	

* Certain frequency bands listed in table 7 and in bands above 38.6 GHz are designated for licence-exempt applications. These frequency bands and the requirements that apply to related devices are set out in the 200 and 300 series of RSSs.

Test procedureANSI C63.10-2013 Section 12.7.7.2, 12.7.5, 12.7.6
KDB 789033 D02 v02r01 – Section G**Test settings****Peak field strength measurements**

1. Analyzer center frequency was set to the frequency of the radiated spurious emission of interest
2. RBW = as specified in table
3. VBW \geq (3 \times RBW)
4. Detector = peak
5. Sweep time = auto
6. Trace mode = max hold
7. Allow sweeps to continue until the trace stabilizes

Table. RBW as a function of frequency

Frequency	RBW
9 kHz to 150 kHz	200 Hz to 300 Hz
0.15 MHz to 30 MHz	9 kHz to 10 kHz
30 MHz to 1 000 MHz	100 kHz to 120 kHz
> 1 000 MHz	1 MHz

Average field strength measurements**Trace averaging with continuous EUT transmission at full power**

If the EUT can be configured or modified to transmit continuously ($D \geq 98\%$), then the average emission levels shall be measured using the following method (with EUT transmitting continuously):

1. RBW = 1 MHz (unless otherwise specified).
2. VBW \geq (3 \times RBW).
3. Detector = RMS (power averaging), if $[\text{span} / (\# \text{ of points in sweep})] \leq (\text{RBW} / 2)$. Satisfying this condition may require increasing the number of points in the sweep or reducing the span. If this condition cannot be satisfied, then the detector mode shall be set to peak.
4. Averaging type = power (i.e., rms):
 - 1) As an alternative, the detector and averaging type may be set for linear voltage averaging.
 - 2) Some instruments require linear display mode to use linear voltage averaging. Log or dB averaging shall not be used.
5. Sweep time = auto.
6. Perform a trace average of at least 100 traces.

Trace averaging across ON and OFF times of the EUT transmissions followed by duty cycle correction

If continuous transmission of the EUT ($D \geq 98\%$) cannot be achieved and the duty cycle is constant (duty cycle variations are less than $\pm 2\%$), then the following procedure shall be used:

1. The EUT shall be configured to operate at the maximum achievable duty cycle.
2. Measure the duty cycle D of the transmitter output signal as described in 11.6.
3. RBW = 1 MHz (unless otherwise specified).
4. VBW \geq [3 \times RBW].
5. Detector = RMS (power averaging), if $[\text{span} / (\# \text{ of points in sweep})] \leq (\text{RBW} / 2)$. Satisfying this condition may require increasing the number of points in the sweep or reducing the span. If this condition cannot be satisfied, then the detector mode shall be set to peak.

6. Averaging type = power (i.e., rms):
 - 1) As an alternative, the detector and averaging type may be set for linear voltage averaging.
 - 2) Some instruments require linear display mode to use linear voltage averaging. Log or dB averaging shall not be used.
7. Sweep time = auto.
8. Perform a trace average of at least 100 traces.
9. A correction factor shall be added to the measurement results prior to comparing with the emission limit to compute the emission level that would have been measured had the test been performed at 100% duty cycle. The correction factor is computed as follows:
 - 1) If power averaging (rms) mode was used in step f), then the applicable correction factor is $[10 \log (1 / D)]$, where D is the duty cycle.
 - 2) If linear voltage averaging mode was used in step f), then the applicable correction factor is $[20 \log (1 / D)]$, where D is the duty cycle.
 - 3) If a specific emission is demonstrated to be continuous ($D \geq 98\%$) rather than turning ON and OFF with with the transmit cycle, then no duty cycle correction is required for that emission.

Notes:

1. $f < 30$ MHz, extrapolation factor of 40 dB/decade of distance. $F_d = 40 \log(D_m/D_s)$
 $f \geq 30$ MHz, extrapolation factor of 20 dB/decade of distance. $F_d = 20 \log(D_m/D_s)$
Where:
 F_d = Distance factor in dB
 D_m = Measurement distance in meters
 D_s = Specification distance in meters
2. Factors(dB) = Antenna factor(dB/m) + Cable loss(dB) + or Amp. gain(dB) + or F_d (dB)
3. The worst-case emissions are reported however emissions whose levels were not within 20 dB of respective limits were not reported.
4. Average test would be performed if the peak result were greater than the average limit.
5. ¹⁾ means restricted band.
6. According to part 15.31(f)(2), an extrapolation factor of 40 dB/decade is applied because measured distance of radiated emission is 3 m.
7. Below 30 MHz frequency range, In order to search for the worst result, all orientations about parallel, perpendicular, and ground-parallel were investigated then reported. when the emission level was higher than 20 dB of the limit, then the following statement shall be made: "No spurious emissions were detected within 20 dB of the limit."
8. For above 1 GHz pre-scan to detect harmonic and spurious emissions, the resolution bandwidth is set to 1 MHz; the video bandwidth is set to 30 kHz for peak measurements.
9. The limits in CFR 47, Part 15, Subpart C, paragraph 15.209 (a), are identical to those in RSS-GEN Section 8.9, Table 6, since the measurements are performed in terms of magnetic field strength and converted to electric field strength levels (as reported in the table) using the free space impedance of 377Ω. For example, the measurement frequency X kHz resulted in a level of Y dBμV/m, which is equivalent to $Y - 51.5 = Z$ dBμA/m, which has the same margin, W dB, to the corresponding RSS-GEN Table 6 limit as it has to be 15.209(a) limit.
10. For the radiated band-edge test, it was tested at RU allocations with highest power for each RU Tones across all bandwidths.
11. For the spurious emissions, it was tested at the bandwidth/RU allocation with actual highest power and bandwidth/RU allocation with actual highest PSD for each bandwidth.
12. For test below 1 000 MHz, please refer to Test report #KR21-SRF0159_04072_Samsung Electronics_SM-T733_WiFi(P15.407).

KCTL Inc.

65, Sinwon-ro, Yeongtong-gu,
Suwon-si, Gyeonggi-do, 16677, Korea
TEL: 82-31-285-0894 FAX: 82-505-299-8311
www.kctl.co.kr

Report No.:
KR21-SRF0163
Page (132) of (257)



Test results (Above 1 000 MHz)

UNII-1 1Tx (SISO) Restricted Bandedge (Lowest Channel)

802.11ax_HE20 SU mode_ANT 1 Lowest Channel (5 180 MHz)

Frequency	Pol.	Reading	Ant. Factor	Amp.+Cable	DCF	Result	Limit	Margin
(MHz)	(V/H)	(dB(μ V))	(dB)	(dB)	(dB)	(dB(μ W/m))	(dB(μ W/m))	(dB)

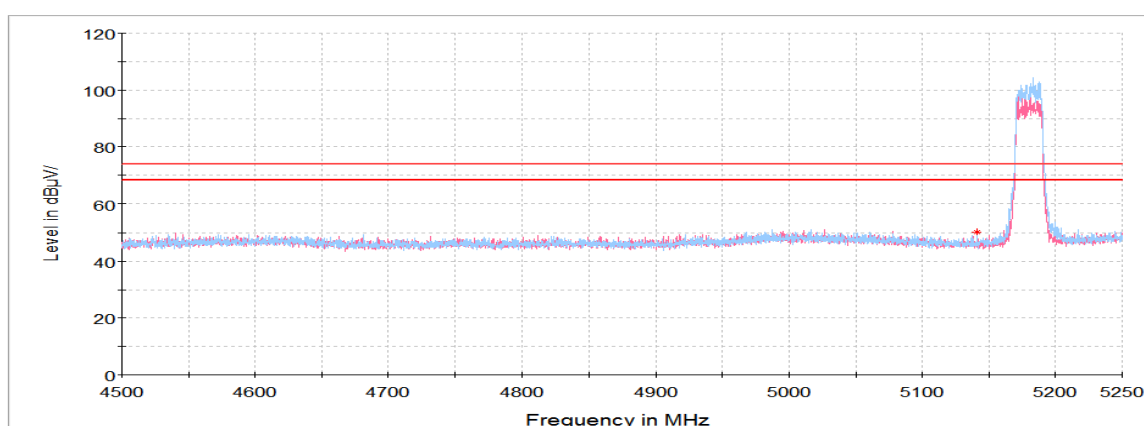
Peak data

5 141.16 ¹⁾	H	42.76	34.15	-26.56	-	50.35	74.00	23.65
------------------------	---	-------	-------	--------	---	-------	-------	-------

Average Data

No spurious emissions were detected within 20 dB of the limit.

Horizontal/Vertical for Band-edge



802.11ax_HE20 SU mode_ANT 2 Lowest Channel (5 180 MHz)

Frequency	Pol.	Reading	Ant. Factor	Amp.+Cable	DCF	Result	Limit	Margin
(MHz)	(V/H)	(dB(μ V))	(dB)	(dB)	(dB)	(dB(μ W/m))	(dB(μ W/m))	(dB)

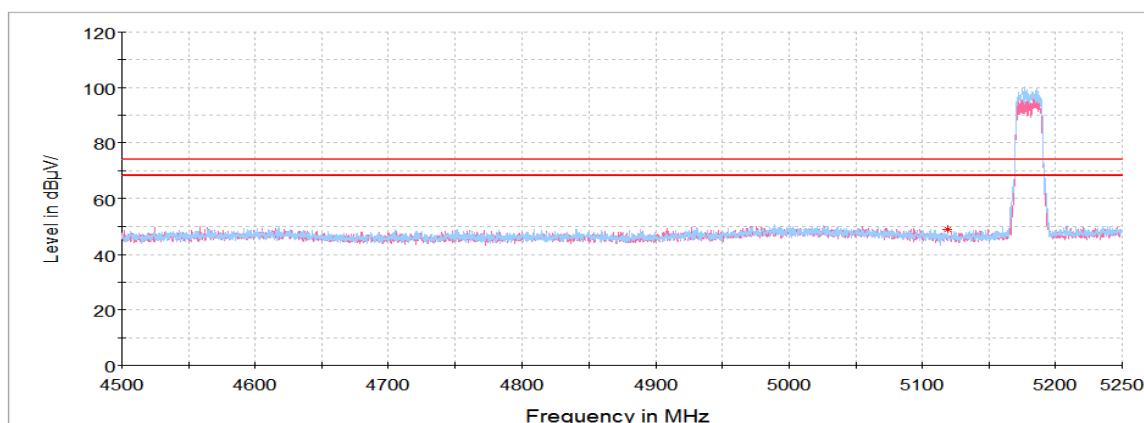
Peak data

5 119.16 ¹⁾	H	41.77	34.11	-26.69	-	49.19	74.00	24.81
------------------------	---	-------	-------	--------	---	-------	-------	-------

Average Data

No spurious emissions were detected within 20 dB of the limit.

Horizontal/Vertical for Band-edge



KCTL Inc.

65, Sinwon-ro, Yeongtong-gu,
Suwon-si, Gyeonggi-do, 16677, Korea
TEL: 82-31-285-0894 FAX: 82-505-299-8311
www.kctl.co.kr

Report No.:
KR21-SRF0163
Page (133) of (257)



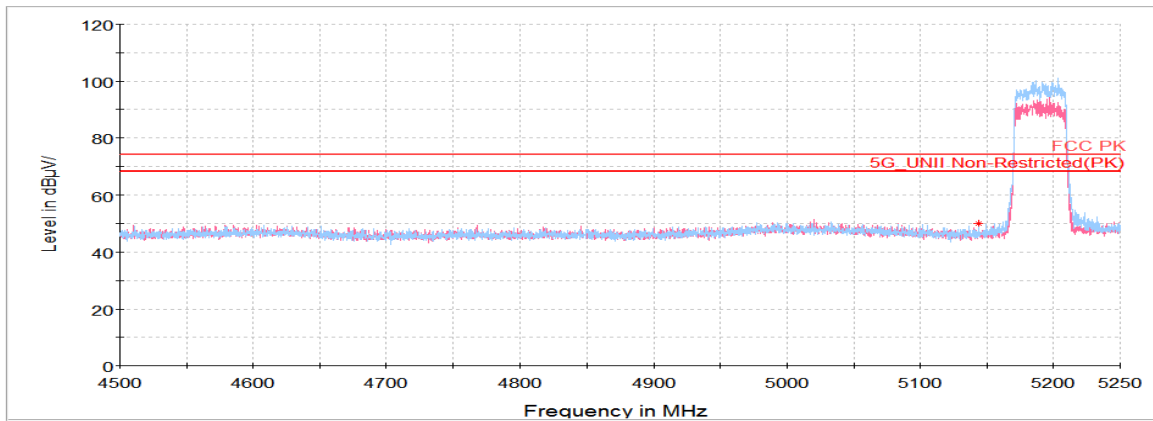
802.11ax_HE40 SU mode_ANT 1 Lowest Channel (5 190 MHz)

Frequency	Pol.	Reading	Ant. Factor	Amp.+Cable	DCF	Result	Limit	Margin
(MHz)	(V/H)	(dB(μ V))	(dB)	(dB)	(dB)	(dB(μ V/m))	(dB(μ V/m))	(dB)
Peak data								
5 143.73 ¹⁾	H	42.42	34.16	-26.55	-	50.03	74.00	23.97

Average Data

No spurious emissions were detected within 20 dB of the limit.

Horizontal/Vertical for Band-edge



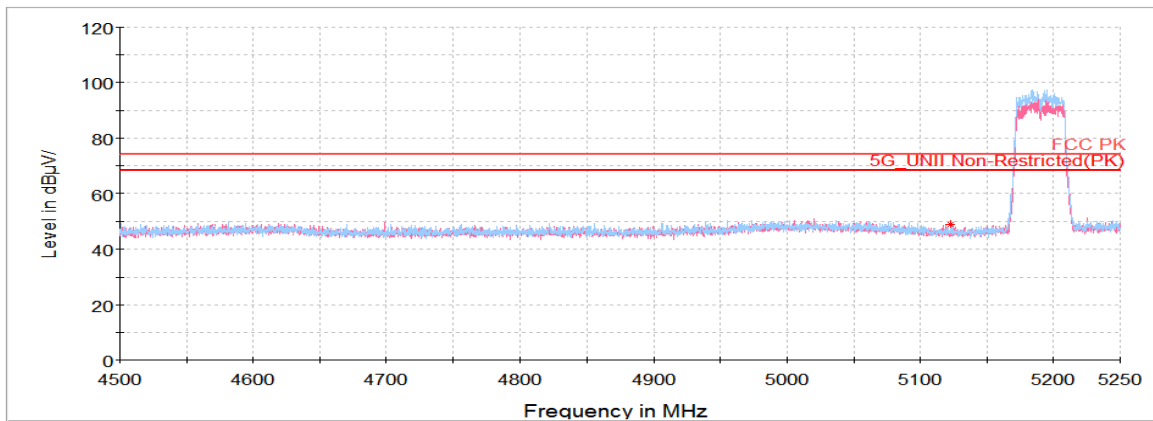
802.11ax_HE40 SU mode_ANT 2 Lowest Channel (5 190 MHz)

Frequency	Pol.	Reading	Ant. Factor	Amp.+Cable	DCF	Result	Limit	Margin
(MHz)	(V/H)	(dB(μ V))	(dB)	(dB)	(dB)	(dB(μ V/m))	(dB(μ V/m))	(dB)
Peak data								
5 122.94 ¹⁾	H	41.71	34.12	-26.67	-	49.16	74.00	24.84

Average Data

No spurious emissions were detected within 20 dB of the limit.

Horizontal/Vertical for Band-edge



KCTL Inc.

65, Sinwon-ro, Yeongtong-gu,
Suwon-si, Gyeonggi-do, 16677, Korea
TEL: 82-31-285-0894 FAX: 82-505-299-8311
www.kctl.co.kr

Report No.:
KR21-SRF0163
Page (134) of (257)



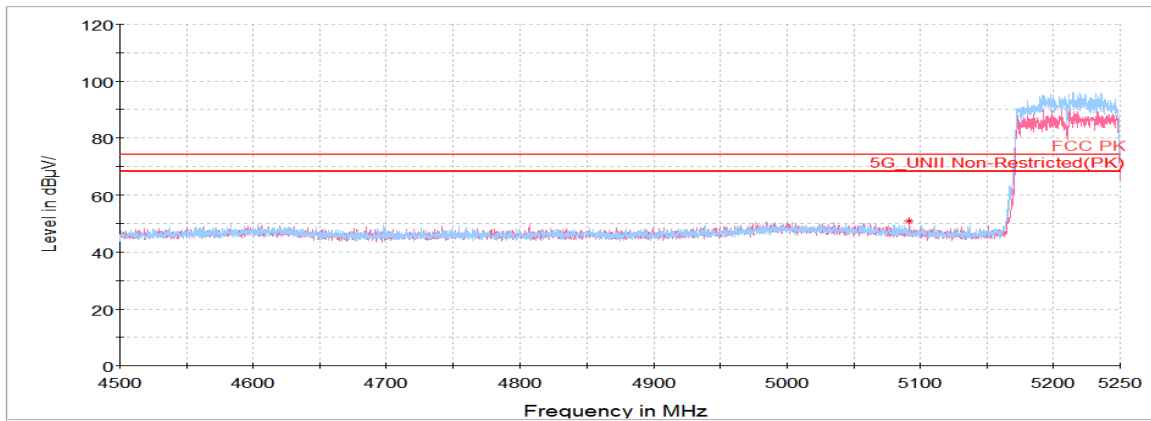
802.11ax_HE80 SU mode_ANT 1 Middle Channel (5 210 MHz)

Frequency	Pol.	Reading	Ant. Factor	Amp.+Cable	DCF	Result	Limit	Margin
(MHz)	(V/H)	(dB(μ V))	(dB)	(dB)	(dB)	(dB(μ V/m))	(dB(μ V/m))	(dB)
Peak data								
5 091.31 ¹⁾	V	43.49	34.06	-26.60	-	50.95	74.00	23.05

Average Data

No spurious emissions were detected within 20 dB of the limit.

Horizontal/Vertical for Band-edge



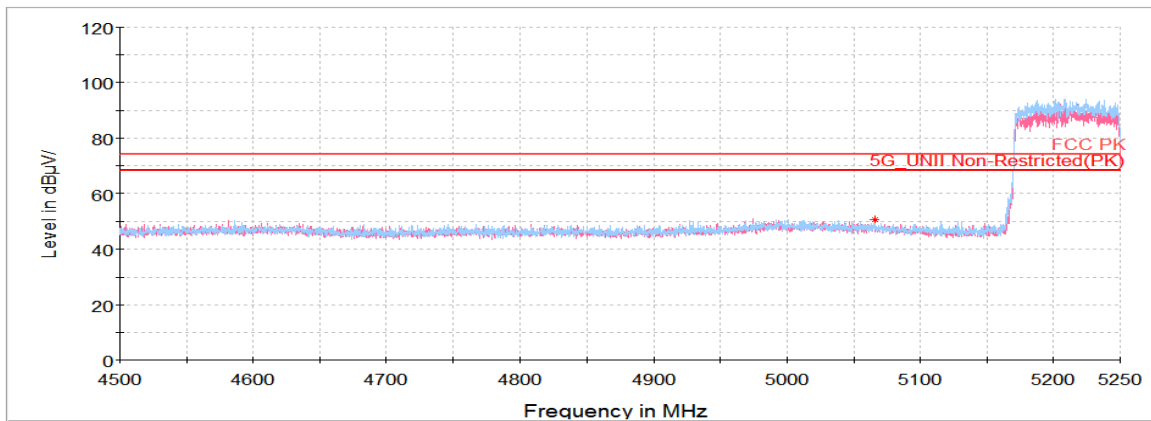
802.11ax_HE80 SU mode_ANT 2 Middle Channel (5 210 MHz)

Frequency	Pol.	Reading	Ant. Factor	Amp.+Cable	DCF	Result	Limit	Margin
(MHz)	(V/H)	(dB(μ V))	(dB)	(dB)	(dB)	(dB(μ V/m))	(dB(μ V/m))	(dB)
Peak data								
5 066.22 ¹⁾	H	42.69	34.02	-26.02	-	50.69	74.00	23.31

Average Data

No spurious emissions were detected within 20 dB of the limit.

Horizontal/Vertical for Band-edge



KCTL Inc.

65, Sinwon-ro, Yeongtong-gu,
Suwon-si, Gyeonggi-do, 16677, Korea
TEL: 82-31-285-0894 FAX: 82-505-299-8311
www.kctl.co.kr

Report No.:
KR21-SRF0163
Page (135) of (257)



802.11ax_RU mode (HE 80 / 484T / RU offset 65)_ANT 1 Middle Channel (5 210 MHz)

Frequency	Pol.	Reading	Ant. Factor	Amp.+Cable	DCF	Result	Limit	Margin
(MHz)	(V/H)	(dB(μV))	(dB)	(dB)	(dB)	(dB(μV/m))	(dB(μV/m))	(dB)
Peak data								
5 056.42 ¹⁾	H	42.42	34.00	-25.80	-	50.62	74.00	23.38
Average Data								
No spurious emissions were detected within 20 dB of the limit.								

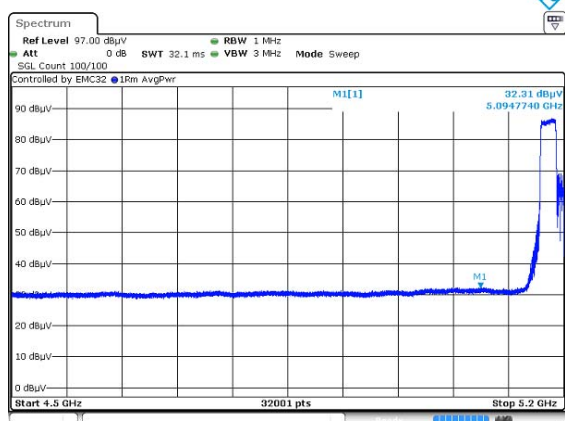
802.11ax_RU mode (HE 80 / 484T / RU offset 65)_ANT 2 Middle Channel (5 210 MHz)

Frequency	Pol.	Reading	Ant. Factor	Amp.+Cable	DCF	Result	Limit	Margin
(MHz)	(V/H)	(dB(μV))	(dB)	(dB)	(dB)	(dB(μV/m))	(dB(μV/m))	(dB)
Peak data								
5 140.13 ¹⁾	H	41.96	34.15	-26.57	-	49.54	74.00	24.46
Average Data								
No spurious emissions were detected within 20 dB of the limit.								

802.11ax_RU mode (HE 80 / 242T / RU offset 61)_ANT 1 Middle Channel (5 210 MHz)

Frequency	Pol.	Reading	Ant. Factor	Amp.+Cable	DCF	Result	Limit	Margin
(MHz)	(V/H)	(dB(μV))	(dB)	(dB)	(dB)	(dB(μV/m))	(dB(μV/m))	(dB)
Peak data								
5 094.77 ¹⁾	H	44.88	34.07	-26.68	-	52.27	74.00	21.73
Average Data								
5 094.77 ¹⁾	H	32.31	34.07	-26.68	-	39.70	54.00	14.30

Average data



Blank

KCTL Inc.

65, Sinwon-ro, Yeongtong-gu,
Suwon-si, Gyeonggi-do, 16677, Korea
TEL: 82-31-285-0894 FAX: 82-505-299-8311
www.kctl.co.kr

Report No.:
KR21-SRF0163
Page (136) of (257)



802.11ax_RU mode (HE 80 / 242T / RU offset 61)_ANT 2 Middle Channel (5 210 MHz)

Frequency	Pol.	Reading	Ant. Factor	Amp.+Cable	DCF	Result	Limit	Margin
(MHz)	(V/H)	(dB(μV))	(dB)	(dB)	(dB)	(dB(μV/m))	(dB(μV/m))	(dB)
Peak data								
5 070.17 ¹⁾	H	42.33	34.03	-26.12	-	50.24	74.00	23.76
Average Data								
No spurious emissions were detected within 20 dB of the limit.								

802.11ax_RU mode (HE 80 / 106T / RU offset 53)_ANT 1 Middle Channel (5 210 MHz)

Frequency	Pol.	Reading	Ant. Factor	Amp.+Cable	DCF	Result	Limit	Margin
(MHz)	(V/H)	(dB(μV))	(dB)	(dB)	(dB)	(dB(μV/m))	(dB(μV/m))	(dB)
Peak data								
5 099.91 ¹⁾	H	41.89	34.08	-26.80	-	49.17	74.00	24.83
Average Data								
No spurious emissions were detected within 20 dB of the limit.								

802.11ax_RU mode (HE 80 / 106T / RU offset 53)_ANT 2 Middle Channel (5 210 MHz)

Frequency	Pol.	Reading	Ant. Factor	Amp.+Cable	DCF	Result	Limit	Margin
(MHz)	(V/H)	(dB(μV))	(dB)	(dB)	(dB)	(dB(μV/m))	(dB(μV/m))	(dB)
Peak data								
5 062.25 ¹⁾	H	45.32	34.01	-25.93	-	53.40	74.00	20.60
Average Data								
5 062.25 ¹⁾	H	32.01	34.01	-25.93	-	40.09	54.00	13.91
Average data								
					Blank			

KCTL Inc.

65, Sinwon-ro, Yeongtong-gu,
Suwon-si, Gyeonggi-do, 16677, Korea
TEL: 82-31-285-0894 FAX: 82-505-299-8311
www.kctl.co.kr

Report No.:
KR21-SRF0163
Page (137) of (257)

**802.11ax_RU mode (HE 80 / 52T / RU offset 37)_ANT 1 Middle Channel (5 210 MHz)**

Frequency	Pol.	Reading	Ant. Factor	Amp.+Cable	DCF	Result	Limit	Margin
(MHz)	(V/H)	(dB(μ V))	(dB)	(dB)	(dB)	(dB(μ V/m))	(dB(μ V/m))	(dB)
Peak data								
5 101.80 ¹⁾	H	42.68	34.08	-26.79	-	49.97	74.00	24.03
Average Data								
No spurious emissions were detected within 20 dB of the limit.								

802.11ax_RU mode (HE 80 / 52T / RU offset 37)_ANT 2 Middle Channel (5 210 MHz)

Frequency	Pol.	Reading	Ant. Factor	Amp.+Cable	DCF	Result	Limit	Margin
(MHz)	(V/H)	(dB(μ V))	(dB)	(dB)	(dB)	(dB(μ V/m))	(dB(μ V/m))	(dB)
Peak data								
5 054.53 ¹⁾	V	42.40	34.00	-25.75	-	50.65	74.00	23.35
Average Data								
No spurious emissions were detected within 20 dB of the limit.								

802.11ax_RU mode (HE 80 / 26T / RU offset 0)_ANT 1 Middle Channel (5 210 MHz)

Frequency	Pol.	Reading	Ant. Factor	Amp.+Cable	DCF	Result	Limit	Margin
(MHz)	(V/H)	(dB(μ V))	(dB)	(dB)	(dB)	(dB(μ V/m))	(dB(μ V/m))	(dB)
Peak data								
5 134.28 ¹⁾	H	42.89	34.14	-26.60	-	50.43	74.00	23.57
Average Data								
No spurious emissions were detected within 20 dB of the limit.								

802.11ax_RU mode (HE 80 / 26T / RU offset 0)_ANT 2 Middle Channel (5 210 MHz)

Frequency	Pol.	Reading	Ant. Factor	Amp.+Cable	DCF	Result	Limit	Margin
(MHz)	(V/H)	(dB(μ V))	(dB)	(dB)	(dB)	(dB(μ V/m))	(dB(μ V/m))	(dB)
Peak data								
5 058.14 ¹⁾	V	42.77	34.00	-25.84	-	50.93	74.00	23.07
Average Data								
No spurious emissions were detected within 20 dB of the limit.								

KCTL Inc.

65, Sinwon-ro, Yeongtong-gu,
Suwon-si, Gyeonggi-do, 16677, Korea
TEL: 82-31-285-0894 FAX: 82-505-299-8311
www.kctl.co.kr

Report No.:
KR21-SRF0163
Page (138) of (257)

**UNII-1 1Tx (SISO) Harmonics and Spurious Emissions****802.11ax_HE20 SU mode_ANT 1 Lowest Channel (5 180 MHz)**

Frequency	Pol.	Reading	Ant. Factor	Amp.+Cable	DCF	Result	Limit	Margin
(MHz)	(V/H)	(dB(μ V))	(dB)	(dB)	(dB)	(dB(μ V/m))	(dB(μ V/m))	(dB)
Peak data								
10 367.23	V	55.74	37.57	-49.71	-	43.60	68.20	24.60
15 551.94 ¹⁾	H	55.31	39.98	-45.55	-	49.74	74.00	24.26
Average Data								
No spurious emissions were detected within 20 dB of the limit								

802.11ax_HE20 SU mode_ANT 1 Middle Channel (5 200 MHz)

Frequency	Pol.	Reading	Ant. Factor	Amp.+Cable	DCF	Result	Limit	Margin
(MHz)	(V/H)	(dB(μ V))	(dB)	(dB)	(dB)	(dB(μ V/m))	(dB(μ V/m))	(dB)
Peak data								
10 403.17	H	57.36	37.60	-49.73	-	45.23	68.20	22.97
15 600.81 ¹⁾	H	56.34	39.96	-45.59	-	50.71	74.00	23.29
Average Data								
No spurious emissions were detected within 20 dB of the limit								

802.11ax_HE20 SU mode_ANT 1 Highest Channel (5 240 MHz)

Frequency	Pol.	Reading	Ant. Factor	Amp.+Cable	DCF	Result	Limit	Margin
(MHz)	(V/H)	(dB(μ V))	(dB)	(dB)	(dB)	(dB(μ V/m))	(dB(μ V/m))	(dB)
Peak data								
10 480.08	V	57.24	37.68	-49.77	-	45.15	68.20	23.05
15 725.52 ¹⁾	H	54.93	39.91	-45.68	-	49.16	74.00	24.84
Average Data								
No spurious emissions were detected within 20 dB of the limit								

802.11ax_HE20 SU mode_ANT 2 Lowest Channel (5 180 MHz)

Frequency	Pol.	Reading	Ant. Factor	Amp.+Cable	DCF	Result	Limit	Margin
(MHz)	(V/H)	(dB(μ V))	(dB)	(dB)	(dB)	(dB(μ V/m))	(dB(μ V/m))	(dB)
Peak data								
10 357.53	V	55.84	37.56	-49.71	-	43.69	68.20	24.51
15 559.48 ¹⁾	V	55.08	39.98	-45.56	-	49.50	74.00	24.50
Average Data								
No spurious emissions were detected within 20 dB of the limit								

KCTL Inc.

65, Sinwon-ro, Yeongtong-gu,
Suwon-si, Gyeonggi-do, 16677, Korea
TEL: 82-31-285-0894 FAX: 82-505-299-8311
www.kctl.co.kr

Report No.:
KR21-SRF0163
Page (139) of (257)

**802.11ax_HE20 SU mode_ANT 2 Middle Channel (5 200 MHz)**

Frequency	Pol.	Reading	Ant. Factor	Amp.+Cable	DCF	Result	Limit	Margin
(MHz)	(V/H)	(dB(μ V))	(dB)	(dB)	(dB)	(dB(μ V/m))	(dB(μ V/m))	(dB)
Peak data								
10 392.75	H	58.49	37.59	-49.73	-	46.35	68.20	21.85
15 577.81 ¹⁾	H	55.34	39.97	-45.57	-	49.74	74.00	24.26
Average Data								
No spurious emissions were detected within 20 dB of the limit								

802.11ax_HE20 SU mode_ANT 2 Highest Channel (5 240 MHz)

Frequency	Pol.	Reading	Ant. Factor	Amp.+Cable	DCF	Result	Limit	Margin
(MHz)	(V/H)	(dB(μ V))	(dB)	(dB)	(dB)	(dB(μ V/m))	(dB(μ V/m))	(dB)
Peak data								
10 488.34	H	57.04	37.69	-49.78	-	44.95	68.20	23.25
15 732.34 ¹⁾	H	54.82	39.91	-45.68	-	49.05	74.00	24.95
Average Data								
No spurious emissions were detected within 20 dB of the limit								

802.11ax_HE40 SU mode_ANT 1 Lowest Channel (5 190 MHz)

Frequency	Pol.	Reading	Ant. Factor	Amp.+Cable	DCF	Result	Limit	Margin
(MHz)	(V/H)	(dB(μ V))	(dB)	(dB)	(dB)	(dB(μ V/m))	(dB(μ V/m))	(dB)
Peak data								
10 380.53	V	57.41	37.58	-49.72	-	45.27	68.20	22.93
15 567.03 ¹⁾	V	55.43	39.97	-45.56	-	49.84	74.00	24.16
Average Data								
No spurious emissions were detected within 20 dB of the limit								

802.11ax_HE40 SU mode_ANT 1 Highest Channel (5 230 MHz)

Frequency	Pol.	Reading	Ant. Factor	Amp.+Cable	DCF	Result	Limit	Margin
(MHz)	(V/H)	(dB(μ V))	(dB)	(dB)	(dB)	(dB(μ V/m))	(dB(μ V/m))	(dB)
Peak data								
10 462.11	V	57.45	37.66	-49.76	-	45.35	68.20	22.85
15 704.67 ¹⁾	H	55.46	39.92	-45.66	-	49.72	74.00	24.28
Average Data								
No spurious emissions were detected within 20 dB of the limit								

KCTL Inc.

65, Sinwon-ro, Yeongtong-gu,
Suwon-si, Gyeonggi-do, 16677, Korea
TEL: 82-31-285-0894 FAX: 82-505-299-8311
www.kctl.co.kr

Report No.:
KR21-SRF0163
Page (140) of (257)

**802.11ax_HE40 SU mode_ANT 2 Lowest Channel (5 190 MHz)**

Frequency	Pol.	Reading	Ant. Factor	Amp.+Cable	DCF	Result	Limit	Margin
(MHz)	(V/H)	(dB(μ V))	(dB)	(dB)	(dB)	(dB(μ V/m))	(dB(μ V/m))	(dB)
Peak data								
10 389.52	H	57.84	37.59	-49.73	-	45.70	68.20	22.50
15 567.03 ¹⁾	H	55.49	39.97	-45.56	-	49.90	74.00	24.10
Average Data								
No spurious emissions were detected within 20 dB of the limit								

802.11ax_HE40 SU mode_ANT 2 Highest Channel (5 230 MHz)

Frequency	Pol.	Reading	Ant. Factor	Amp.+Cable	DCF	Result	Limit	Margin
(MHz)	(V/H)	(dB(μ V))	(dB)	(dB)	(dB)	(dB(μ V/m))	(dB(μ V/m))	(dB)
Peak data								
10 461.39	H	58.22	37.66	-49.76	-	46.12	68.20	22.08
15 664.42 ¹⁾	H	54.90	39.93	-45.63	-	49.20	74.00	24.80
Average Data								
No spurious emissions were detected within 20 dB of the limit								

802.11ax_HE80 SU mode_ANT 1 Middle Channel (5 210 MHz)

Frequency	Pol.	Reading	Ant. Factor	Amp.+Cable	DCF	Result	Limit	Margin
(MHz)	(V/H)	(dB(μ V))	(dB)	(dB)	(dB)	(dB(μ V/m))	(dB(μ V/m))	(dB)
Peak data								
10 427.25	H	56.82	37.63	-49.75	-	44.70	68.20	23.50
15 630.64 ¹⁾	V	54.04	39.95	-45.61	-	48.38	74.00	25.62
Average Data								
No spurious emissions were detected within 20 dB of the limit								

802.11ax_HE80 SU mode_ANT 2 Middle Channel (5 210 MHz)

Frequency	Pol.	Reading	Ant. Factor	Amp.+Cable	DCF	Result	Limit	Margin
(MHz)	(V/H)	(dB(μ V))	(dB)	(dB)	(dB)	(dB(μ V/m))	(dB(μ V/m))	(dB)
Peak data								
10 420.78	V	56.80	37.62	-49.74	-	44.68	68.20	23.52
15 634.59 ¹⁾	V	54.58	39.95	-45.61	-	48.92	74.00	25.08
Average Data								
No spurious emissions were detected within 20 dB of the limit								

802.11ax_RU mode (HE 20 / 26T / RU offset 0)_ANT 1 Lowest Channel (5 180 MHz)

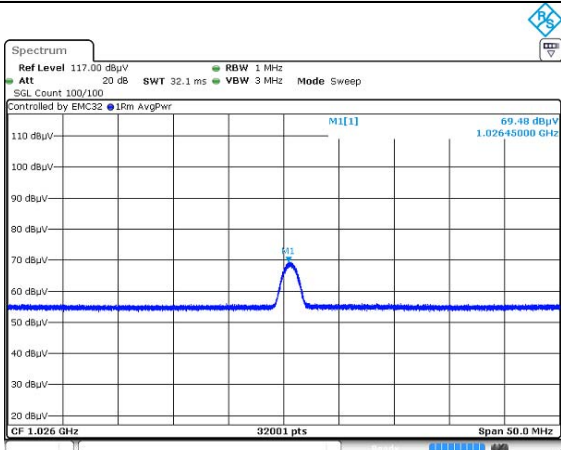
Frequency	Pol.	Reading	Ant. Factor	Amp.+Cable	DCF	Result	Limit	Margin
(MHz)	(V/H)	(dB(μV))	(dB)	(dB)	(dB)	(dB(μV/m))	(dB(μV/m))	(dB)
Peak data								
10 388.08	V	57.91	37.59	-49.73	-	45.77	68.20	22.43
15 563.80 ¹⁾	V	55.32	39.97	-45.56	-	49.73	74.00	24.27
Average Data								
No spurious emissions were detected within 20 dB of the limit								

802.11ax_RU mode (HE 20 / 26T / RU offset 8)_ANT 1 Middle Channel (5 200 MHz)

Frequency	Pol.	Reading	Ant. Factor	Amp.+Cable	DCF	Result	Limit	Margin
(MHz)	(V/H)	(dB(μV))	(dB)	(dB)	(dB)	(dB(μV/m))	(dB(μV/m))	(dB)
Peak data								
10 398.50	H	57.13	37.60	-49.73	-	45.00	68.20	23.20
15 596.50 ¹⁾	H	55.78	39.96	-45.58	-	50.16	74.00	23.84
Average Data								
No spurious emissions were detected within 20 dB of the limit								

802.11ax_RU mode (HE 20 / 26T / RU offset 0)_ANT 1 Highest Channel (5 240 MHz)

Frequency	Pol.	Reading	Ant. Factor	Amp.+Cable	DCF	Result	Limit	Margin
(MHz)	(V/H)	(dB(μV))	(dB)	(dB)	(dB)	(dB(μV/m))	(dB(μV/m))	(dB)
Peak data								
1 026.45 ¹⁾	H	76.27	28.81	-49.09	-	55.99	74.00	18.01
10 486.55	H	58.39	37.69	-49.78	-	46.30	68.20	21.90
15 735.58 ¹⁾	V	55.04	39.91	-45.68	-	49.27	74.00	24.73
Average Data								
1 026.45 ¹⁾	H	69.48	28.81	-49.09	-	49.20	54.00	4.80
Average data								



Blank

KCTL Inc.

65, Sinwon-ro, Yeongtong-gu,
Suwon-si, Gyeonggi-do, 16677, Korea
TEL: 82-31-285-0894 FAX: 82-505-299-8311
www.kctl.co.kr

Report No.:
KR21-SRF0163
Page (142) of (257)

**802.11ax_RU mode (HE 20 / 26T / RU offset 0)_ANT 2 Lowest Channel (5 180 MHz)**

Frequency	Pol.	Reading	Ant. Factor	Amp.+Cable	DCF	Result	Limit	Margin
(MHz)	(V/H)	(dB(μV))	(dB)	(dB)	(dB)	(dB(μV/m))	(dB(μV/m))	(dB)
Peak data								
10 379.45	V	56.84	37.58	-49.72	-	44.70	68.20	23.50
15 545.83 ¹⁾	V	53.03	39.98	-45.55	-	47.46	74.00	26.54
Average Data								
No spurious emissions were detected within 20 dB of the limit								

802.11ax_RU mode (HE 20 / 26T / RU offset 8)_ANT 2 Middle Channel (5 200 MHz)

Frequency	Pol.	Reading	Ant. Factor	Amp.+Cable	DCF	Result	Limit	Margin
(MHz)	(V/H)	(dB(μV))	(dB)	(dB)	(dB)	(dB(μV/m))	(dB(μV/m))	(dB)
Peak data								
1 003.58 ¹⁾	H	73.27	28.80	-49.11	-	52.96	74.00	21.04
10 402.81	V	56.51	37.60	-49.73	-	44.38	68.20	23.82
15 601.53 ¹⁾	H	53.74	39.96	-45.59	-	48.11	74.00	25.89
Average Data								
1 003.58 ¹⁾	H	65.86	28.80	-49.11	-	45.55	54.00	8.45
Average data					Blank			

802.11ax_RU mode (HE 20 / 26T / RU offset 0)_ANT 2 Highest Channel (5 240 MHz)

Frequency	Pol.	Reading	Ant. Factor	Amp.+Cable	DCF	Result	Limit	Margin
(MHz)	(V/H)	(dB(μV))	(dB)	(dB)	(dB)	(dB(μV/m))	(dB(μV/m))	(dB)
Peak data								
1 026.47 ¹⁾	H	71.05	28.81	-49.09	-	50.77	74.00	23.23
10 481.16	V	57.12	37.68	-49.77	-	45.03	68.20	23.17
15 720.84 ¹⁾	V	54.29	39.91	-45.67	-	48.53	74.00	25.47
Average Data								
No spurious emissions were detected within 20 dB of the limit								

KCTL Inc.

65, Sinwon-ro, Yeongtong-gu,
Suwon-si, Gyeonggi-do, 16677, Korea
TEL: 82-31-285-0894 FAX: 82-505-299-8311
www.kctl.co.kr

Report No.:
KR21-SRF0163
Page (143) of (257)

**802.11ax_RU mode (HE 40 / 26T / RU offset 17)_ANT 1 Lowest Channel (5 190 MHz)**

Frequency	Pol.	Reading	Ant. Factor	Amp.+Cable	DCF	Result	Limit	Margin
(MHz)	(V/H)	(dB(μV))	(dB)	(dB)	(dB)	(dB(μV/m))	(dB(μV/m))	(dB)
Peak data								
10 389.52	V	57.52	37.59	-49.73	-	45.38	68.20	22.82
15 772.95 ¹⁾	V	55.31	39.89	-45.71	-	49.49	74.00	24.51
Average Data								
No spurious emissions were detected within 20 dB of the limit								

802.11ax_RU mode (HE 40 / 26T / RU offset 17)_ANT 1 Highest Channel (5 230 MHz)

Frequency	Pol.	Reading	Ant. Factor	Amp.+Cable	DCF	Result	Limit	Margin
(MHz)	(V/H)	(dB(μV))	(dB)	(dB)	(dB)	(dB(μV/m))	(dB(μV/m))	(dB)
Peak data								
1 042.95 ¹⁾	H	73.12	28.81	-49.07	-	52.86	74.00	21.14
10 454.20	H	57.77	37.65	-49.76	-	45.66	68.20	22.54
15 703.59 ¹⁾	V	53.41	39.92	-45.66	-	47.67	74.00	26.33
Average Data								
1 042.95 ¹⁾	H	68.94	28.81	-49.07	-	48.68	54.00	5.32
Average data					Blank			

802.11ax_RU mode (HE 40 / 26T / RU offset 0)_ANT 2 Lowest Channel (5 190 MHz)

Frequency	Pol.	Reading	Ant. Factor	Amp.+Cable	DCF	Result	Limit	Margin
(MHz)	(V/H)	(dB(μV))	(dB)	(dB)	(dB)	(dB(μV/m))	(dB(μV/m))	(dB)
Peak data								
10 390.95	H	56.78	37.59	-49.73	-	44.64	68.20	23.56
15 567.75 ¹⁾	H	54.90	39.97	-45.56	-	49.31	74.00	24.69
Average Data								
No spurious emissions were detected within 20 dB of the limit								

KCTL Inc.

65, Sinwon-ro, Yeongtong-gu,
Suwon-si, Gyeonggi-do, 16677, Korea
TEL: 82-31-285-0894 FAX: 82-505-299-8311
www.kctl.co.kr

Report No.:
KR21-SRF0163
Page (144) of (257)



802.11ax_RU mode (HE 40 / 26T / RU offset 17)_ANT 2 Highest Channel (5 230 MHz)

Frequency	Pol.	Reading	Ant. Factor	Amp.+Cable	DCF	Result	Limit	Margin
(MHz)	(V/H)	(dB(μV))	(dB)	(dB)	(dB)	(dB(μV/m))	(dB(μV/m))	(dB)
Peak data								
1 042.80 ¹⁾	H	69.72	28.81	-49.07	-	49.46	74.00	24.54
10 461.39	V	54.75	37.66	-49.76	-	42.65	68.20	25.55
15 690.30 ¹⁾	V	51.70	39.92	-45.65	-	45.97	74.00	28.03
Average Data								
No spurious emissions were detected within 20 dB of the limit								

802.11ax_RU mode (HE 80 / 26T / RU offset 36)_ANT 1 Middle Channel (5 210 MHz)

Frequency	Pol.	Reading	Ant. Factor	Amp.+Cable	DCF	Result	Limit	Margin
(MHz)	(V/H)	(dB(μV))	(dB)	(dB)	(dB)	(dB(μV/m))	(dB(μV/m))	(dB)
Peak data								
1 043.05 ¹⁾	H	72.60	28.81	-49.07	-	52.34	74.00	21.66
10 415.75	H	57.29	37.62	-49.74	-	45.17	68.20	23.03
15 622.38 ¹⁾	V	54.13	39.95	-45.60	-	48.48	74.00	25.52
Average Data								
1 043.05 ¹⁾	H	69.10	28.81	-49.07	-	48.84	54.00	5.16
Average data								
						Blank		

802.11ax_RU mode (HE 80 / 26T / RU offset 0)_ANT 2 Middle Channel (5 210 MHz)

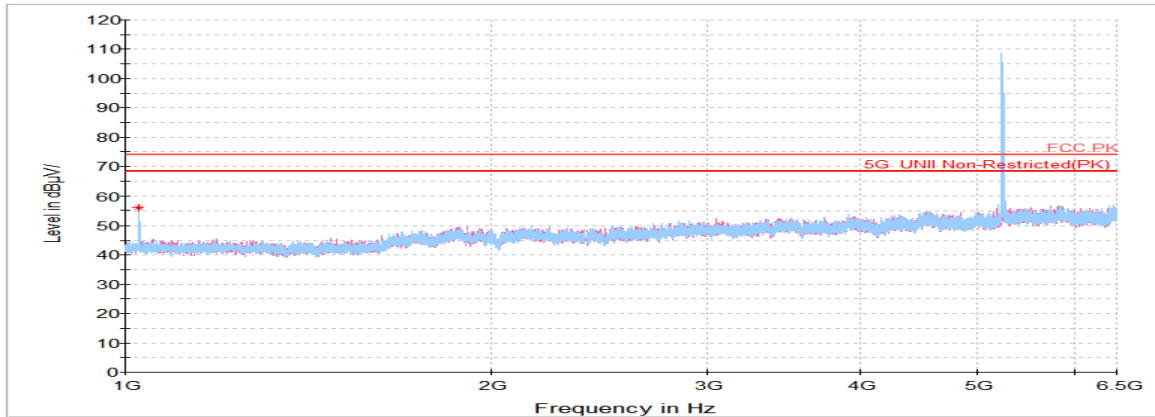
Frequency	Pol.	Reading	Ant. Factor	Amp.+Cable	DCF	Result	Limit	Margin
(MHz)	(V/H)	(dB(μV))	(dB)	(dB)	(dB)	(dB(μV/m))	(dB(μV/m))	(dB)
Peak data								
10 438.39	V	57.60	37.64	-49.75	-	45.49	68.20	22.71
15 655.80 ¹⁾	V	56.32	39.94	-45.63	-	50.63	74.00	23.37
Average Data								
No spurious emissions were detected within 20 dB of the limit								

Plot of Harmonics and Spurious Emissions

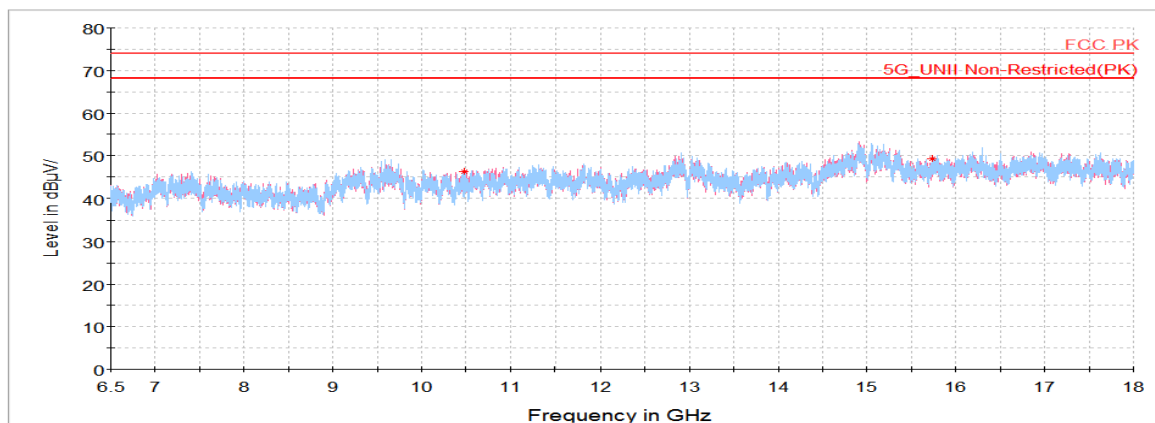
In order to simplify the report, attached plots were only the lowest margin condition

UNII-1_802.11ax_RU mode (HE 20 / 26T / RU offset 0)_ANT 1 Highest Channel (5 240 MHz)

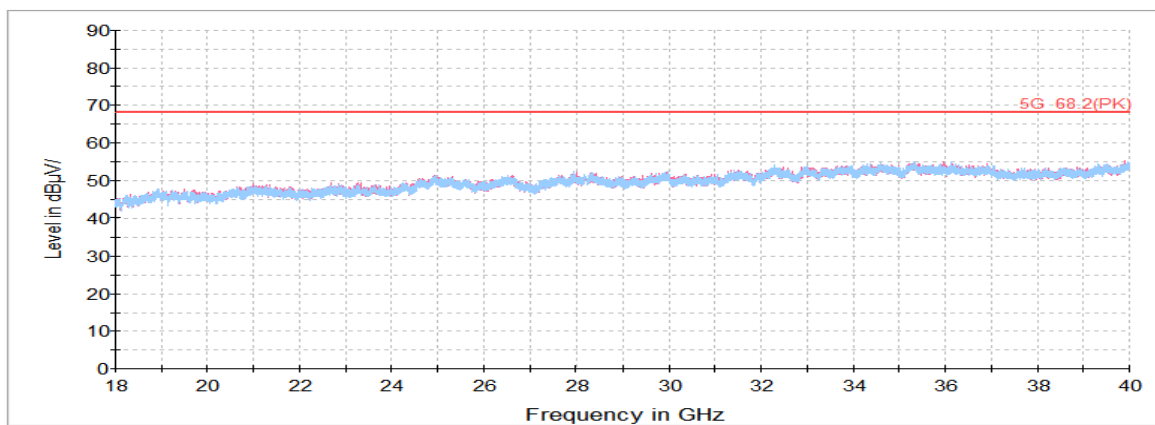
Horizontal/Vertical for 1 GHz ~ 6.5 GHz



Horizontal/Vertical for 6.5 GHz ~ 18 GHz



Horizontal/Vertical for 18 GHz ~ 40 GHz



KCTL Inc.

65, Sinwon-ro, Yeongtong-gu,
Suwon-si, Gyeonggi-do, 16677, Korea
TEL: 82-31-285-0894 FAX: 82-505-299-8311
www.kctl.co.kr

Report No.:
KR21-SRF0163
Page (146) of (257)



UNII-2A 1Tx (SISO) Restricted Bandedge (Highest Channel)

802.11ax_HE20 SU mode_ANT 1 Highest Channel (5 320 MHz)

Frequency (MHz)	Pol. (V/H)	Reading (dB(μ V))	Ant. Factor (dB)	Amp.+Cable (dB)	DCF (dB)	Result (dB(μ V/m))	Limit (dB(μ V/m))	Margin (dB)
--------------------	---------------	---------------------------	---------------------	--------------------	-------------	----------------------------	---------------------------	----------------

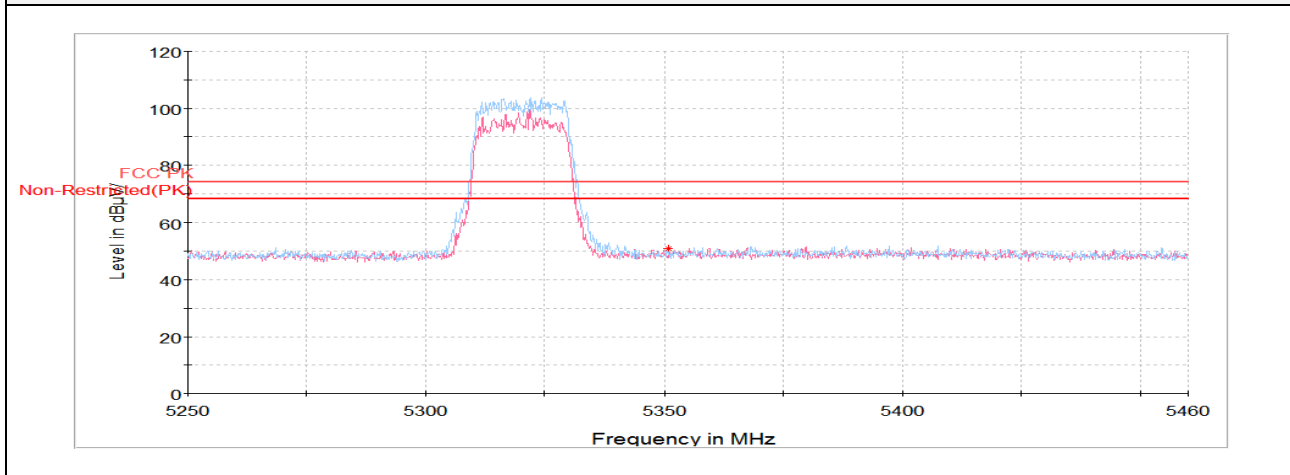
Peak data

5 350.84 ¹⁾	V	41.92	34.53	-25.48	-	50.97	74.00	23.03
------------------------	---	-------	-------	--------	---	-------	-------	-------

Average Data

No spurious emissions were detected within 20 dB of the limit

Horizontal/Vertical for Band-edge



802.11ax_HE20 SU mode_ANT 2 Highest Channel (5 320 MHz)

Frequency (MHz)	Pol. (V/H)	Reading (dB(μ V))	Ant. Factor (dB)	Amp.+Cable (dB)	DCF (dB)	Result (dB(μ V/m))	Limit (dB(μ V/m))	Margin (dB)
--------------------	---------------	---------------------------	---------------------	--------------------	-------------	----------------------------	---------------------------	----------------

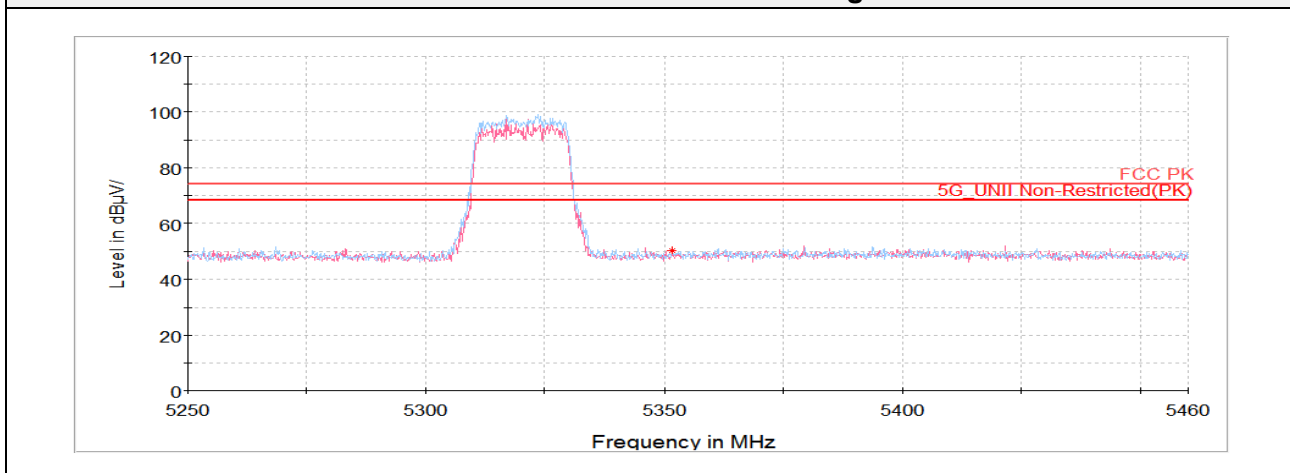
Peak data

5 351.53 ¹⁾	H	41.49	34.53	-25.47	-	50.55	74.00	23.45
------------------------	---	-------	-------	--------	---	-------	-------	-------

Average Data

No spurious emissions were detected within 20 dB of the limit

Horizontal/Vertical for Band-edge



KCTL Inc.

65, Sinwon-ro, Yeongtong-gu,
Suwon-si, Gyeonggi-do, 16677, Korea
TEL: 82-31-285-0894 FAX: 82-505-299-8311
www.kctl.co.kr

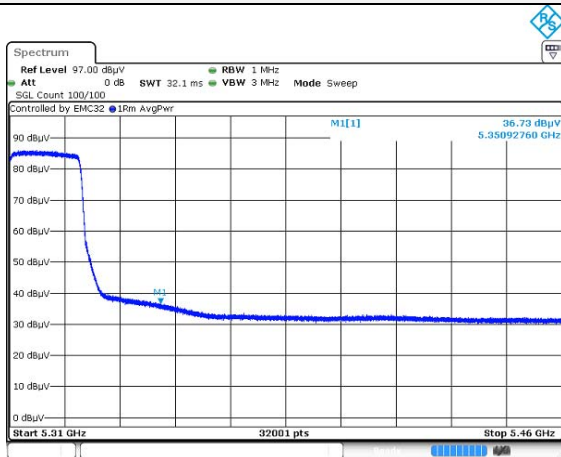
Report No.:
KR21-SRF0163
Page (147) of (257)



802.11ax_HE40 SU mode_ANT 1 Highest Channel (5 310 MHz)

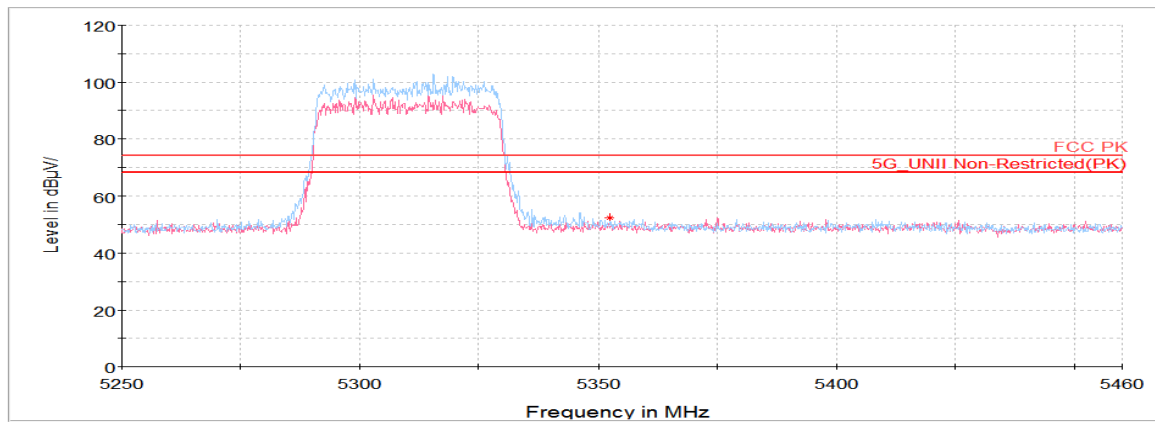
Frequency	Pol.	Reading	Ant. Factor	Amp.+Cable	DCF	Result	Limit	Margin
(MHz)	(V/H)	(dB(μV))	(dB)	(dB)	(dB)	(dB(μV/m))	(dB(μV/m))	(dB)
Peak data								
5 350.93 ¹⁾	V	43.46	34.53	-25.48	-	52.51	74.00	21.49
Average Data								
5 350.93 ¹⁾	V	36.73	34.53	-25.48	-	45.78	54.00	8.22

Average data



Blank

Horizontal/Vertical for Band-edge



KCTL Inc.

65, Sinwon-ro, Yeongtong-gu,
Suwon-si, Gyeonggi-do, 16677, Korea
TEL: 82-31-285-0894 FAX: 82-505-299-8311
www.kctl.co.kr

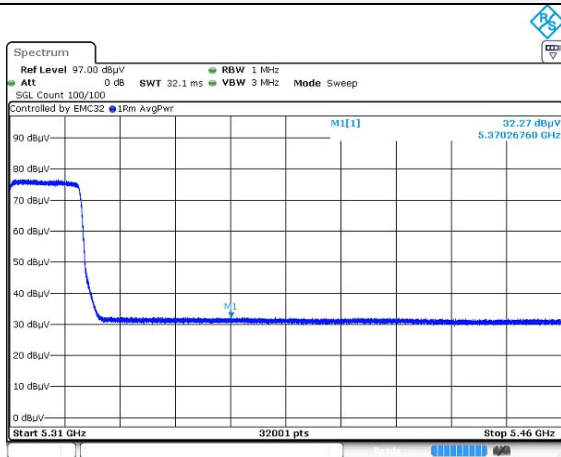
Report No.:
KR21-SRF0163
Page (148) of (257)



802.11ax_HE40 SU mode_ANT 2 Highest Channel (5 310 MHz)

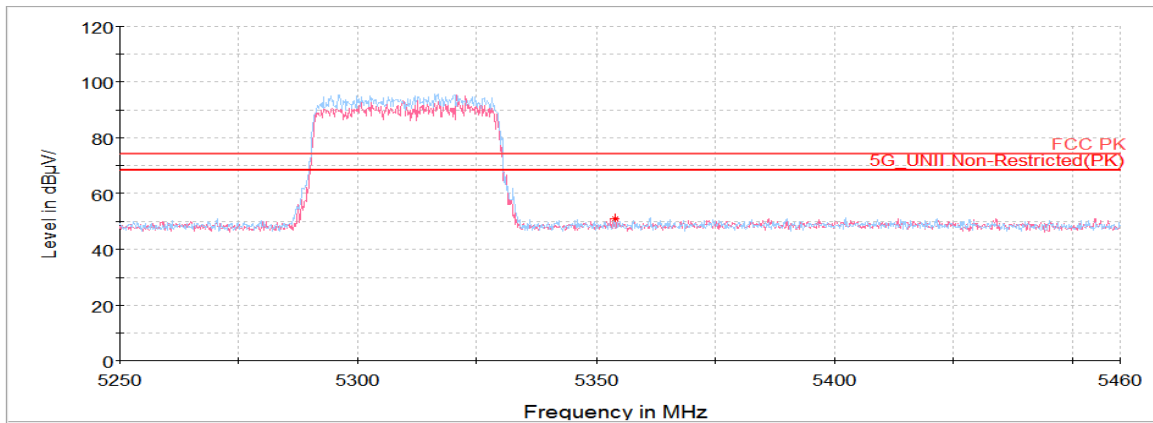
Frequency	Pol.	Reading	Ant. Factor	Amp.+Cable	DCF	Result	Limit	Margin
(MHz)	(V/H)	(dB(μV))	(dB)	(dB)	(dB)	(dB(μV/m))	(dB(μV/m))	(dB)
Peak data								
5 370.27 ¹⁾	H	41.98	34.57	-25.32	-	51.23	74.00	22.77
Average Data								
5 370.27 ¹⁾	H	32.27	34.57	-25.32	-	41.52	54.00	12.48

Average data



Blank

Horizontal/Vertical for Band-edge



KCTL Inc.

65, Sinwon-ro, Yeongtong-gu,
 Suwon-si, Gyeonggi-do, 16677, Korea
 TEL: 82-31-285-0894 FAX: 82-505-299-8311
www.kctl.co.kr

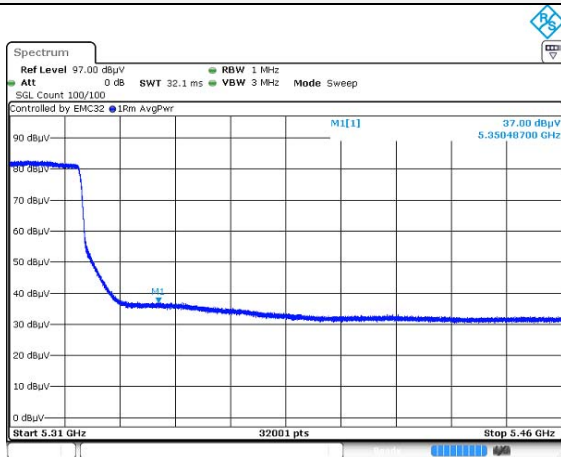
Report No.:
 KR21-SRF0163
 Page (149) of (257)



802.11ax_HE80 SU mode_ANT 1 Middle Channel (5 290 MHz)

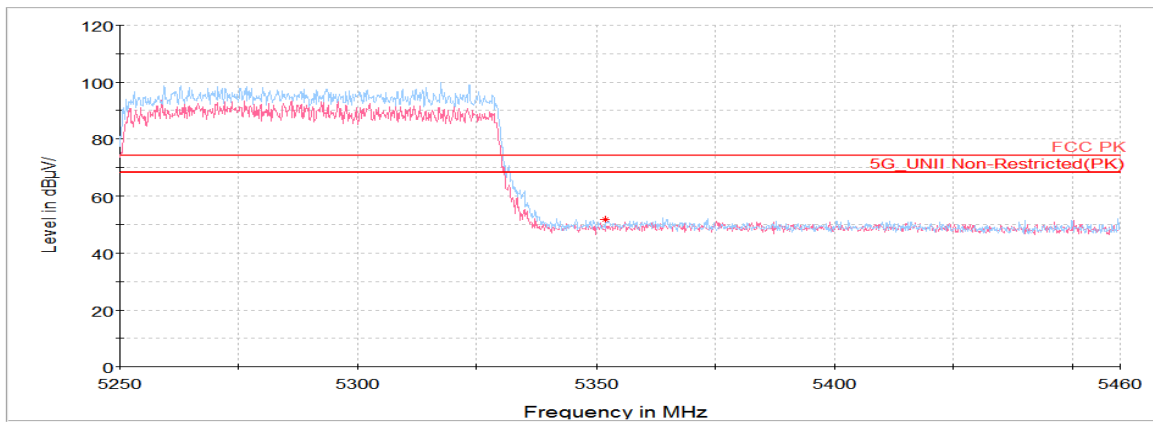
Frequency	Pol.	Reading	Ant. Factor	Amp.+Cable	DCF	Result	Limit	Margin
(MHz)	(V/H)	(dB(μV))	(dB)	(dB)	(dB)	(dB(μV/m))	(dB(μV/m))	(dB)
Peak data								
5 350.49 ¹⁾	H	42.92	34.53	-25.48	-	51.97	74.00	22.03
Average Data								
5 350.49 ¹⁾	H	37.00	34.53	-25.48	-	46.05	54.00	7.95

Average data



Blank

Horizontal/Vertical for Band-edge



KCTL Inc.

65, Sinwon-ro, Yeongtong-gu,
 Suwon-si, Gyeonggi-do, 16677, Korea
 TEL: 82-31-285-0894 FAX: 82-505-299-8311
www.kctl.co.kr

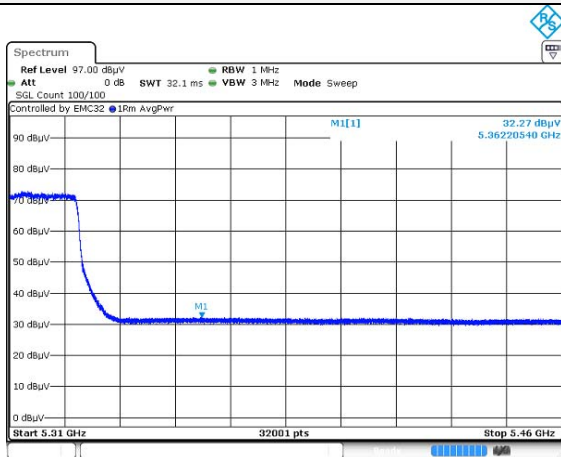
Report No.:
 KR21-SRF0163
 Page (150) of (257)



802.11ax_HE80 SU mode_ANT 2 Middle Channel (5 290 MHz)

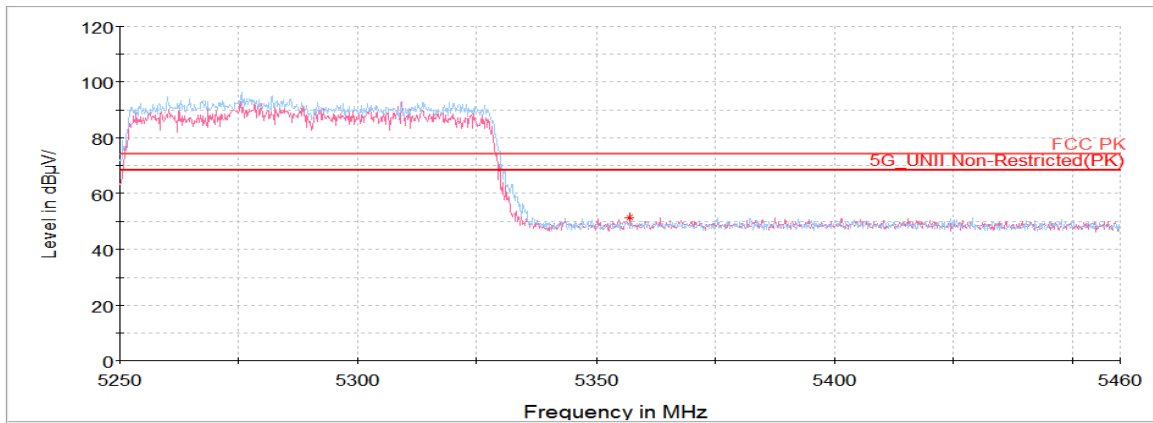
Frequency	Pol.	Reading	Ant. Factor	Amp.+Cable	DCF	Result	Limit	Margin
(MHz)	(V/H)	(dB(μV))	(dB)	(dB)	(dB)	(dB(μV/m))	(dB(μV/m))	(dB)
Peak data								
5 362.21 ¹⁾	H	42.43	34.53	-25.47	-	51.49	74.00	22.51
Average Data								
5 362.21 ¹⁾	H	32.27	34.53	-25.47	-	41.33	54.00	12.67

Average data



Blank

Horizontal/Vertical for Band-edge



KCTL Inc.

65, Sinwon-ro, Yeongtong-gu,
Suwon-si, Gyeonggi-do, 16677, Korea
TEL: 82-31-285-0894 FAX: 82-505-299-8311
www.kctl.co.kr

Report No.:
KR21-SRF0163
Page (151) of (257)


802.11ax_RU mode (HE 80 / 484T / RU offset 66)_ANT 1 Middle Channel (5 290 MHz)

Frequency	Pol.	Reading	Ant. Factor	Amp.+Cable	DCF	Result	Limit	Margin
(MHz)	(V/H)	(dB(μ V))	(dB)	(dB)	(dB)	(dB(μ V/m))	(dB(μ V/m))	(dB)
Peak data								
5 350.28 ¹⁾	H	44.57	34.53	-25.48	-	53.62	74.00	20.38
Average Data								
5 350.28 ¹⁾	H	35.82	34.53	-25.48	0.11	44.98	54.00	9.02
Average data								
					Blank			

802.11ax_RU mode (HE 80 / 484T / RU offset 66)_ANT 2 Middle Channel (5 290 MHz)

Frequency	Pol.	Reading	Ant. Factor	Amp.+Cable	DCF	Result	Limit	Margin
(MHz)	(V/H)	(dB(μ V))	(dB)	(dB)	(dB)	(dB(μ V/m))	(dB(μ V/m))	(dB)
Peak data								
5 370.95 ¹⁾	V	41.30	34.57	-25.32	-	50.55	74.00	23.45
Average Data								
No spurious emissions were detected within 20 dB of the limit								

KCTL Inc.

65, Sinwon-ro, Yeongtong-gu,
 Suwon-si, Gyeonggi-do, 16677, Korea
 TEL: 82-31-285-0894 FAX: 82-505-299-8311
www.kctl.co.kr

Report No.:
 KR21-SRF0163
 Page (152) of (257)



802.11ax_RU mode (HE 80 / 242T / RU offset 64)_ANT 1 Middle Channel (5 290 MHz)

Frequency	Pol.	Reading	Ant. Factor	Amp.+Cable	DCF	Result	Limit	Margin
(MHz)	(V/H)	(dB(μV))	(dB)	(dB)	(dB)	(dB(μV/m))	(dB(μV/m))	(dB)
Peak data								
5 352.50 ¹⁾	H	43.91	34.53	-25.47	-	52.97	74.00	21.03
Average Data								
5 352.50 ¹⁾	H	34.21	34.53	-25.47	-	43.27	54.00	10.73
Average data								
					Blank			

802.11ax_RU mode (HE 80 / 242T / RU offset 64)_ANT 2 Middle Channel (5 290 MHz)

Frequency	Pol.	Reading	Ant. Factor	Amp.+Cable	DCF	Result	Limit	Margin
(MHz)	(V/H)	(dB(μV))	(dB)	(dB)	(dB)	(dB(μV/m))	(dB(μV/m))	(dB)
Peak data								
5 350.12 ¹⁾	H	42.04	34.59	-25.21	-	51.42	74.00	22.58
Average Data								
5 350.12 ¹⁾	H	31.29	34.53	-25.48	-	40.34	54.00	13.66
Average data								
					Blank			

KCTL Inc.

65, Sinwon-ro, Yeongtong-gu,
Suwon-si, Gyeonggi-do, 16677, Korea
TEL: 82-31-285-0894 FAX: 82-505-299-8311
www.kctl.co.kr

Report No.:
KR21-SRF0163
Page (153) of (257)



802.11ax_RU mode (HE 80 / 106T / RU offset 60)_ANT 1 Middle Channel (5 290 MHz)

Frequency	Pol.	Reading	Ant. Factor	Amp.+Cable	DCF	Result	Limit	Margin
(MHz)	(V/H)	(dB(μ V))	(dB)	(dB)	(dB)	(dB(μ V/m))	(dB(μ V/m))	(dB)
Peak data								
5 350.14 ¹⁾	H	42.30	34.53	-25.48	-	51.35	74.00	22.65
Average Data								
5 350.14 ¹⁾	H	34.33	34.53	-25.48	-	43.38	54.00	10.62
Average data								
					Blank			

802.11ax_RU mode (HE 80 / 106T / RU offset 60)_ANT 2 Middle Channel (5 290 MHz)

Frequency	Pol.	Reading	Ant. Factor	Amp.+Cable	DCF	Result	Limit	Margin
(MHz)	(V/H)	(dB(μ V))	(dB)	(dB)	(dB)	(dB(μ V/m))	(dB(μ V/m))	(dB)
Peak data								
5 374.19 ¹⁾	H	42.29	34.57	-25.29	-	51.57	74.00	22.43
Average Data								
5 374.19 ¹⁾	H	32.34	34.57	-25.29	-	41.62	54.00	12.38
Average data								
					Blank			

KCTL Inc.

65, Sinwon-ro, Yeongtong-gu,
Suwon-si, Gyeonggi-do, 16677, Korea
TEL: 82-31-285-0894 FAX: 82-505-299-8311
www.kctl.co.kr

Report No.:
KR21-SRF0163
Page (154) of (257)



802.11ax_RU mode (HE 80 / 52T / RU offset 52)_ANT 1 Middle Channel (5 290 MHz)

Frequency	Pol.	Reading	Ant. Factor	Amp.+Cable	DCF	Result	Limit	Margin
(MHz)	(V/H)	(dB(μV))	(dB)	(dB)	(dB)	(dB(μV/m))	(dB(μV/m))	(dB)
Peak data								
5 350.04 ¹⁾	H	43.65	34.53	-25.49	-	52.69	74.00	21.31
Average Data								
5 350.04 ¹⁾	H	35.07	34.53	-25.49	-	44.11	54.00	9.89
Average data								
					Blank			

802.11ax_RU mode (HE 80 / 52T / RU offset 52)_ANT 2 Middle Channel (5 290 MHz)

Frequency	Pol.	Reading	Ant. Factor	Amp.+Cable	DCF	Result	Limit	Margin
(MHz)	(V/H)	(dB(μV))	(dB)	(dB)	(dB)	(dB(μV/m))	(dB(μV/m))	(dB)
Peak data								
5 355.83 ¹⁾	H	43.59	34.54	-25.44	-	52.69	74.00	21.31
Average Data								
5 355.83 ¹⁾	H	32.35	34.54	-25.44	-	41.45	54.00	12.55
Average data								
					Blank			

KCTL Inc.

65, Sinwon-ro, Yeongtong-gu,
Suwon-si, Gyeonggi-do, 16677, Korea
TEL: 82-31-285-0894 FAX: 82-505-299-8311
www.kctl.co.kr

Report No.:
KR21-SRF0163
Page (155) of (257)



802.11ax_RU mode (HE 80 / 26T / RU offset 36)_ANT 1 Middle Channel (5 290 MHz)

Frequency	Pol.	Reading	Ant. Factor	Amp.+Cable	DCF	Result	Limit	Margin
(MHz)	(V/H)	(dB(μ V))	(dB)	(dB)	(dB)	(dB(μ V/m))	(dB(μ V/m))	(dB)
Peak data								
5 350.45 ¹⁾	H	42.68	34.53	-25.48	-	51.73	74.00	22.27
Average Data								
5 350.45 ¹⁾	H	34.55	34.53	-25.48	-	43.60	54.00	10.40
Average data								
					Blank			

802.11ax_RU mode (HE 80 / 26T / RU offset 36)_ANT 2 Middle Channel (5 290 MHz)

Frequency	Pol.	Reading	Ant. Factor	Amp.+Cable	DCF	Result	Limit	Margin
(MHz)	(V/H)	(dB(μ V))	(dB)	(dB)	(dB)	(dB(μ V/m))	(dB(μ V/m))	(dB)
Peak data								
5 353.25 ¹⁾	H	41.50	34.54	-25.46	-	50.58	74.00	23.42
Average Data								
No spurious emissions were detected within 20 dB of the limit								

KCTL Inc.

65, Sinwon-ro, Yeongtong-gu,
Suwon-si, Gyeonggi-do, 16677, Korea
TEL: 82-31-285-0894 FAX: 82-505-299-8311
www.kctl.co.kr

Report No.:
KR21-SRF0163
Page (156) of (257)

**UNII-2A 1Tx (SISO) Harmonics and Spurious Emissions****802.11ax_HE20 SU mode_ANT 1 Lowest Channel (5 260 MHz)**

Frequency	Pol.	Reading	Ant. Factor	Amp.+Cable	DCF	Result	Limit	Margin
(MHz)	(V/H)	(dB(μ V))	(dB)	(dB)	(dB)	(dB(μ V/m))	(dB(μ V/m))	(dB)
Peak data								
10 540.09	H	58.07	37.74	-49.73	-	46.08	68.20	22.12
15 775.83 ¹⁾	H	56.37	39.89	-45.71	-	50.55	74.00	23.45
Average Data								
No spurious emissions were detected within 20 dB of the limit								

802.11ax_HE20 SU mode_ANT 1 Middle Channel (5 280 MHz)

Frequency	Pol.	Reading	Ant. Factor	Amp.+Cable	DCF	Result	Limit	Margin
(MHz)	(V/H)	(dB(μ V))	(dB)	(dB)	(dB)	(dB(μ V/m))	(dB(μ V/m))	(dB)
Peak data								
10 564.89	V	58.46	37.76	-49.70	-	46.52	68.20	21.68
15 861.00 ¹⁾	V	54.96	39.86	-45.77	-	49.05	74.00	24.95
Average Data								
No spurious emissions were detected within 20 dB of the limit								

802.11ax_HE20 SU mode_ANT 1 Highest Channel (5 320 MHz)

Frequency	Pol.	Reading	Ant. Factor	Amp.+Cable	DCF	Result	Limit	Margin
(MHz)	(V/H)	(dB(μ V))	(dB)	(dB)	(dB)	(dB(μ V/m))	(dB(μ V/m))	(dB)
Peak data								
10 641.08 ¹⁾	V	58.11	37.84	-49.61	-	46.34	74.00	27.66
16 003.31 ¹⁾	V	55.10	40.60	-45.88	-	49.82	74.00	24.18
Average Data								
No spurious emissions were detected within 20 dB of the limit								

802.11ax_HE20 SU mode_ANT 2 Lowest Channel (5 260 MHz)

Frequency	Pol.	Reading	Ant. Factor	Amp.+Cable	DCF	Result	Limit	Margin
(MHz)	(V/H)	(dB(μ V))	(dB)	(dB)	(dB)	(dB(μ V/m))	(dB(μ V/m))	(dB)
Peak data								
10 508.83	V	57.66	37.71	-49.77	-	45.60	68.20	22.60
15 782.30 ¹⁾	H	55.88	39.89	-45.72	-	50.05	74.00	23.95
Average Data								
No spurious emissions were detected within 20 dB of the limit								

KCTL Inc.

65, Sinwon-ro, Yeongtong-gu,
Suwon-si, Gyeonggi-do, 16677, Korea
TEL: 82-31-285-0894 FAX: 82-505-299-8311
www.kctl.co.kr

Report No.:
KR21-SRF0163
Page (157) of (257)

**802.11ax_HE20 SU mode_ANT 2 Middle Channel (5 280 MHz)**

Frequency	Pol.	Reading	Ant. Factor	Amp.+Cable	DCF	Result	Limit	Margin
(MHz)	(V/H)	(dB(μ V))	(dB)	(dB)	(dB)	(dB(μ V/m))	(dB(μ V/m))	(dB)
Peak data								
10 572.08	H	58.00	37.77	-49.69	-	46.08	68.20	22.12
15 853.45 ¹⁾	V	55.84	39.86	-45.77	-	49.93	74.00	24.07
Average Data								
No spurious emissions were detected within 20 dB of the limit								

802.11ax_HE20 SU mode_ANT 2 Highest Channel (5 320 MHz)

Frequency	Pol.	Reading	Ant. Factor	Amp.+Cable	DCF	Result	Limit	Margin
(MHz)	(V/H)	(dB(μ V))	(dB)	(dB)	(dB)	(dB(μ V/m))	(dB(μ V/m))	(dB)
Peak data								
10 651.50 ¹⁾	V	58.09	37.85	-49.60	-	46.34	74.00	27.66
15 953.72 ¹⁾	H	54.63	39.82	-45.84	-	48.61	74.00	25.39
Average Data								
No spurious emissions were detected within 20 dB of the limit								

802.11ax_HE40 SU mode_ANT 1 Lowest Channel (5 270 MHz)

Frequency	Pol.	Reading	Ant. Factor	Amp.+Cable	DCF	Result	Limit	Margin
(MHz)	(V/H)	(dB(μ V))	(dB)	(dB)	(dB)	(dB(μ V/m))	(dB(μ V/m))	(dB)
Peak data								
10 539.02	H	56.59	37.74	-49.74	-	44.59	68.20	23.61
15 811.05 ¹⁾	V	54.95	39.88	-45.74	-	49.09	74.00	24.91
Average Data								
No spurious emissions were detected within 20 dB of the limit								

802.11ax_HE40 SU mode_ANT 1 Highest Channel (5 310 MHz)

Frequency	Pol.	Reading	Ant. Factor	Amp.+Cable	DCF	Result	Limit	Margin
(MHz)	(V/H)	(dB(μ V))	(dB)	(dB)	(dB)	(dB(μ V/m))	(dB(μ V/m))	(dB)
Peak data								
10 621.67 ¹⁾	H	57.29	37.82	-49.63	-	45.48	74.00	28.52
15 933.59 ¹⁾	H	54.42	39.83	-45.83	-	48.42	74.00	25.58
Average Data								
No spurious emissions were detected within 20 dB of the limit								

KCTL Inc.

65, Sinwon-ro, Yeongtong-gu,
Suwon-si, Gyeonggi-do, 16677, Korea
TEL: 82-31-285-0894 FAX: 82-505-299-8311
www.kctl.co.kr

Report No.:
KR21-SRF0163
Page (158) of (257)

**802.11ax_HE40 SU mode_ANT 2 Lowest Channel (5 270 MHz)**

Frequency	Pol.	Reading	Ant. Factor	Amp.+Cable	DCF	Result	Limit	Margin
(MHz)	(V/H)	(dB(μ V))	(dB)	(dB)	(dB)	(dB(μ V/m))	(dB(μ V/m))	(dB)
Peak data								
10 537.58	V	56.61	37.74	-49.74	-	44.61	68.20	23.59
15 798.11 ¹⁾	H	55.49	39.88	-45.73	-	49.64	74.00	24.36
Average Data								
No spurious emissions were detected within 20 dB of the limit								

802.11ax_HE40 SU mode_ANT 2 Highest Channel (5 310 MHz)

Frequency	Pol.	Reading	Ant. Factor	Amp.+Cable	DCF	Result	Limit	Margin
(MHz)	(V/H)	(dB(μ V))	(dB)	(dB)	(dB)	(dB(μ V/m))	(dB(μ V/m))	(dB)
Peak data								
10 623.83 ¹⁾	H	57.54	37.82	-49.63	-	45.73	74.00	28.27
15 932.88 ¹⁾	V	54.70	39.83	-45.83	-	48.70	74.00	25.30
Average Data								
No spurious emissions were detected within 20 dB of the limit								

802.11ax_HE80 SU mode_ANT 1 Middle Channel (5 290 MHz)

Frequency	Pol.	Reading	Ant. Factor	Amp.+Cable	DCF	Result	Limit	Margin
(MHz)	(V/H)	(dB(μ V))	(dB)	(dB)	(dB)	(dB(μ V/m))	(dB(μ V/m))	(dB)
Peak data								
10 583.58	H	58.78	37.78	-49.68	-	46.88	68.20	21.32
15 874.30 ¹⁾	V	53.97	39.85	-45.78	-	48.04	74.00	25.96
Average Data								
No spurious emissions were detected within 20 dB of the limit								

802.11ax_HE80 SU mode_ANT 2 Middle Channel (5 290 MHz)

Frequency	Pol.	Reading	Ant. Factor	Amp.+Cable	DCF	Result	Limit	Margin
(MHz)	(V/H)	(dB(μ V))	(dB)	(dB)	(dB)	(dB(μ V/m))	(dB(μ V/m))	(dB)
Peak data								
10 589.33	V	58.04	37.79	-49.67	-	46.16	68.20	22.04
15 877.53 ¹⁾	H	55.27	39.85	-45.79	-	49.33	74.00	24.67
Average Data								
No spurious emissions were detected within 20 dB of the limit								

KCTL Inc.

65, Sinwon-ro, Yeongtong-gu,
Suwon-si, Gyeonggi-do, 16677, Korea
TEL: 82-31-285-0894 FAX: 82-505-299-8311
www.kctl.co.kr

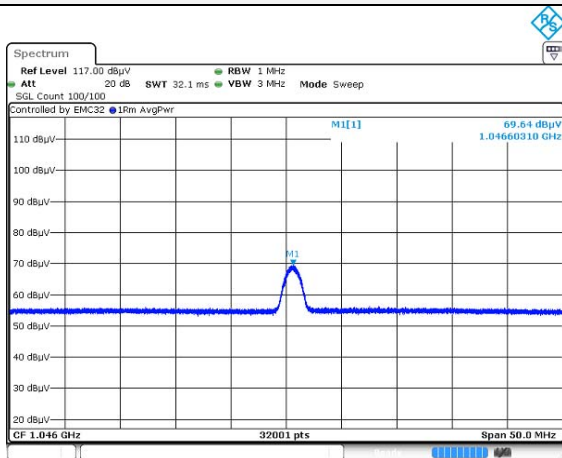
Report No.:
KR21-SRF0163
Page (159) of (257)



802.11ax_RU mode (HE 20 / 26T / RU offset 0)_ANT 1 Lowest Channel (5 260 MHz)

Frequency	Pol.	Reading	Ant. Factor	Amp.+Cable	DCF	Result	Limit	Margin
(MHz)	(V/H)	(dB(μV))	(dB)	(dB)	(dB)	(dB($\mu V/m$))	(dB($\mu V/m$))	(dB)
Peak data								
1 046.60 ¹⁾	H	75.23	28.81	-49.06	-	54.98	74.00	19.02
10 537.58	H	56.00	37.74	-49.74	-	44.00	68.20	24.20
15 784.09 ¹⁾	V	55.35	39.89	-45.72	-	49.52	74.00	24.48
Average Data								
1 046.60 ¹⁾	H	69.64	28.81	-49.06	-	49.39	54.00	4.61

Average data



Blank

KCTL Inc.

65, Sinwon-ro, Yeongtong-gu,
Suwon-si, Gyeonggi-do, 16677, Korea
TEL: 82-31-285-0894 FAX: 82-505-299-8311
www.kctl.co.kr

Report No.:
KR21-SRF0163
Page (160) of (257)



802.11ax_RU mode (HE 20 / 26T / RU offset 8)_ANT 1 Middle Channel (5 280 MHz)

Frequency	Pol.	Reading	Ant. Factor	Amp.+Cable	DCF	Result	Limit	Margin
(MHz)	(V/H)	(dB(μV))	(dB)	(dB)	(dB)	(dB($\mu V/m$))	(dB($\mu V/m$))	(dB)
Peak data								
1 083.47 ¹⁾	H	73.87	28.82	-49.02	-	53.67	74.00	20.33
10 554.47	H	57.14	37.75	-49.72	-	45.17	68.20	23.03
15 830.81 ¹⁾	V	53.77	39.87	-45.75	-	47.89	74.00	26.11
Average Data								
1 083.47 ¹⁾	H	69.08	28.82	-49.02	-	48.88	54.00	5.12
Average data								
					Blank			

KCTL Inc.

65, Sinwon-ro, Yeongtong-gu,
Suwon-si, Gyeonggi-do, 16677, Korea
TEL: 82-31-285-0894 FAX: 82-505-299-8311
www.kctl.co.kr

Report No.:
KR21-SRF0163
Page (161) of (257)

**802.11ax_RU mode (HE 20 / 26T / RU offset 0)_ANT 1 Highest Channel (5 320 MHz)**

Frequency	Pol.	Reading	Ant. Factor	Amp.+Cable	DCF	Result	Limit	Margin
(MHz)	(V/H)	(dB(μ V))	(dB)	(dB)	(dB)	(dB(μ V/m))	(dB(μ V/m))	(dB)
Peak data								
1 106.48 ¹⁾	H	73.50	28.82	-48.97	-	53.35	74.00	20.65
10 636.41 ¹⁾	H	57.46	37.84	-49.61	-	45.69	74.00	28.31
15 951.56 ¹⁾	V	53.06	39.82	-45.84	-	47.04	74.00	26.96
Average Data								
1 106.48 ¹⁾	H	68.31	28.82	-48.97	-	48.16	54.00	5.84
Average data					Blank			

802.11ax_RU mode (HE 20 / 26T / RU offset 0)_ANT 2 Lowest Channel (5 260 MHz)

Frequency	Pol.	Reading	Ant. Factor	Amp.+Cable	DCF	Result	Limit	Margin
(MHz)	(V/H)	(dB(μ V))	(dB)	(dB)	(dB)	(dB(μ V/m))	(dB(μ V/m))	(dB)
Peak data								
1 046.75 ¹⁾	H	71.20	28.81	-49.06	-	50.95	74.00	23.05
10 514.58	V	56.12	37.71	-49.77	-	44.06	68.20	24.14
15 783.02 ¹⁾	V	55.53	39.89	-45.72	-	49.70	74.00	24.30
Average Data								
No spurious emissions were detected within 20 dB of the limit								

KCTL Inc.

65, Sinwon-ro, Yeongtong-gu,
Suwon-si, Gyeonggi-do, 16677, Korea
TEL: 82-31-285-0894 FAX: 82-505-299-8311
www.kctl.co.kr

Report No.:
KR21-SRF0163
Page (162) of (257)

**802.11ax_RU mode (HE 20 / 26T / RU offset 8)_ANT 2 Middle Channel (5 280 MHz)**

Frequency	Pol.	Reading	Ant. Factor	Amp.+Cable	DCF	Result	Limit	Margin
(MHz)	(V/H)	(dB(μ V))	(dB)	(dB)	(dB)	(dB(μ V/m))	(dB(μ V/m))	(dB)
Peak data								
1 083.36 ¹⁾	H	68.67	28.82	-49.03	-	48.46	74.00	25.54
10 556.98	V	56.56	37.76	-49.71	-	44.61	68.20	23.59
15 845.55 ¹⁾	V	54.21	39.86	-45.76	-	48.31	74.00	25.69
Average Data								
No spurious emissions were detected within 20 dB of the limit								

802.11ax_RU mode (HE 20 / 26T / RU offset 0)_ANT 2 Highest Channel (5 320 MHz)

Frequency	Pol.	Reading	Ant. Factor	Amp.+Cable	DCF	Result	Limit	Margin
(MHz)	(V/H)	(dB(μ V))	(dB)	(dB)	(dB)	(dB(μ V/m))	(dB(μ V/m))	(dB)
Peak data								
1 106.56 ¹⁾	H	70.56	28.82	-48.97	-	50.41	74.00	23.59
10 645.75 ¹⁾	V	57.75	37.85	-49.60	-	46.00	74.00	28.00
16 000.80 ¹⁾	H	53.40	40.60	-45.88	-	48.12	74.00	25.88
Average Data								
No spurious emissions were detected within 20 dB of the limit								

KCTL Inc.

65, Sinwon-ro, Yeongtong-gu,
Suwon-si, Gyeonggi-do, 16677, Korea
TEL: 82-31-285-0894 FAX: 82-505-299-8311
www.kctl.co.kr

Report No.:
KR21-SRF0163
Page (163) of (257)



802.11ax_RU mode (HE 40 / 26T / RU offset 17)_ANT 1 Lowest Channel (5 270 MHz)

Frequency	Pol.	Reading	Ant. Factor	Amp.+Cable	DCF	Result	Limit	Margin
(MHz)	(V/H)	(dB(μV))	(dB)	(dB)	(dB)	(dB(μV/m))	(dB(μV/m))	(dB)
Peak data								
1 083.12 ¹⁾	H	75.22	28.82	-49.03	-	55.01	74.00	18.99
10 550.52	V	58.23	37.75	-49.72	-	46.26	68.20	21.94
15 804.58 ¹⁾	V	55.23	39.88	-45.73	-	49.38	74.00	24.62
Average Data								
1 083.12 ¹⁾	H	69.03	28.82	-49.03	-	48.82	54.00	5.18
Average data								
					Blank			

KCTL Inc.

65, Sinwon-ro, Yeongtong-gu,
Suwon-si, Gyeonggi-do, 16677, Korea
TEL: 82-31-285-0894 FAX: 82-505-299-8311
www.kctl.co.kr

Report No.:
KR21-SRF0163
Page (164) of (257)



802.11ax_RU mode (HE 40 / 26T / RU offset 0)_ANT 1 Highest Channel (5 310 MHz)

Frequency	Pol.	Reading	Ant. Factor	Amp.+Cable	DCF	Result	Limit	Margin
(MHz)	(V/H)	(dB(μV))	(dB)	(dB)	(dB)	(dB(μV/m))	(dB(μV/m))	(dB)
Peak data								
1 087.11 ¹⁾	H	75.48	28.82	-49.02	-	55.28	74.00	18.72
10 618.08 ¹⁾	H	57.61	37.82	-49.64	-	45.79	74.00	28.21
15 935.03 ¹⁾	V	54.96	39.83	-45.83	-	48.96	74.00	25.04
Average Data								
1 087.11 ¹⁾	H	68.71	28.82	-49.02	-	48.51	54.00	5.49
Average data					Blank			

802.11ax_RU mode (HE 40 / 26T / RU offset 17)_ANT 2 Lowest Channel (5 270 MHz)

Frequency	Pol.	Reading	Ant. Factor	Amp.+Cable	DCF	Result	Limit	Margin
(MHz)	(V/H)	(dB(μV))	(dB)	(dB)	(dB)	(dB(μV/m))	(dB(μV/m))	(dB)
Peak data								
1 082.16 ¹⁾	H	68.87	28.82	-49.03	-	48.66	74.00	25.34
10 543.69	V	57.08	37.74	-49.73	-	45.09	68.20	23.11
15 805.30 ¹⁾	V	55.30	39.88	-45.73	-	49.45	74.00	24.55
Average Data								
No spurious emissions were detected within 20 dB of the limit								

802.11ax_RU mode (HE 40 / 26T / RU offset 0)_ANT 2 Highest Channel (5 310 MHz)

Frequency	Pol.	Reading	Ant. Factor	Amp.+Cable	DCF	Result	Limit	Margin
(MHz)	(V/H)	(dB(μV))	(dB)	(dB)	(dB)	(dB(μV/m))	(dB(μV/m))	(dB)
Peak data								
10 625.98 ¹⁾	V	57.08	37.83	-49.63	-	45.28	74.00	28.72
15 929.64 ¹⁾	H	54.48	39.83	-45.82	-	48.49	74.00	25.51
Average Data								
No spurious emissions were detected within 20 dB of the limit								

KCTL Inc.

65, Sinwon-ro, Yeongtong-gu,
Suwon-si, Gyeonggi-do, 16677, Korea
TEL: 82-31-285-0894 FAX: 82-505-299-8311
www.kctl.co.kr

Report No.:
KR21-SRF0163
Page (165) of (257)



802.11ax_RU mode (HE 80 / 26T / RU offset 0)_ANT 1 Middle Channel (5 290 MHz)

Frequency	Pol.	Reading	Ant. Factor	Amp.+Cable	DCF	Result	Limit	Margin
(MHz)	(V/H)	(dB(μV))	(dB)	(dB)	(dB)	(dB(μV/m))	(dB(μV/m))	(dB)
Peak data								
1 047.17 ¹⁾	H	75.90	28.81	-49.06	-	55.65	74.00	18.35
10 581.78	H	57.55	37.78	-49.68	-	45.65	68.20	22.55
15 865.31 ¹⁾	H	53.39	39.85	-45.78	-	47.46	74.00	26.54
Average Data								
1 047.17 ¹⁾	H	70.18	28.81	-49.06	-	49.93	54.00	4.07
Average data					Blank			

802.11ax_RU mode (HE 80 / 26T / RU offset 36)_ANT 2 Middle Channel (5 290 MHz)

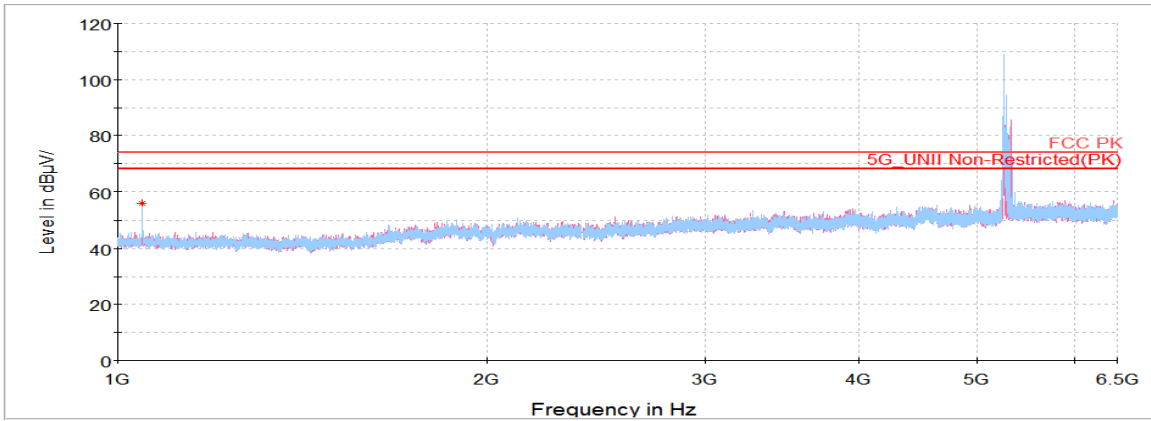
Frequency	Pol.	Reading	Ant. Factor	Amp.+Cable	DCF	Result	Limit	Margin
(MHz)	(V/H)	(dB(μV))	(dB)	(dB)	(dB)	(dB(μV/m))	(dB(μV/m))	(dB)
Peak data								
1 123.75 ¹⁾	H	69.63	28.82	-48.87	-	49.58	74.00	24.42
10 587.17	V	58.81	37.79	-49.68	-	46.92	68.20	21.28
15 866.75 ¹⁾	V	54.67	39.85	-45.78	-	48.74	74.00	25.26
Average Data								
No spurious emissions were detected within 20 dB of the limit								

Plot of Harmonics and Spurious Emissions

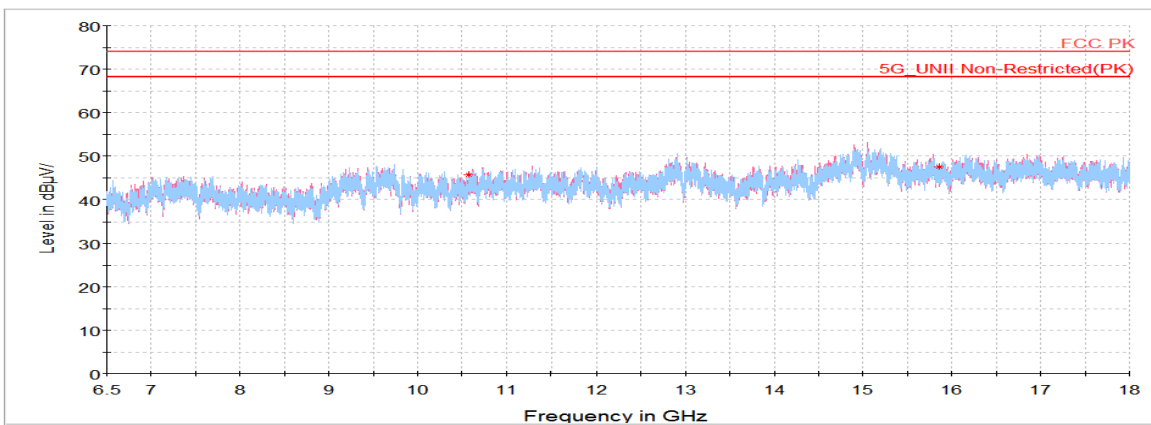
In order to simplify the report, attached plots were only the lowest margin condition

UNII-2A_802.11ax_RU mode (HE 80 / 26T / RU offset 0)_ANT 1 Middle Channel (5 290 MHz)

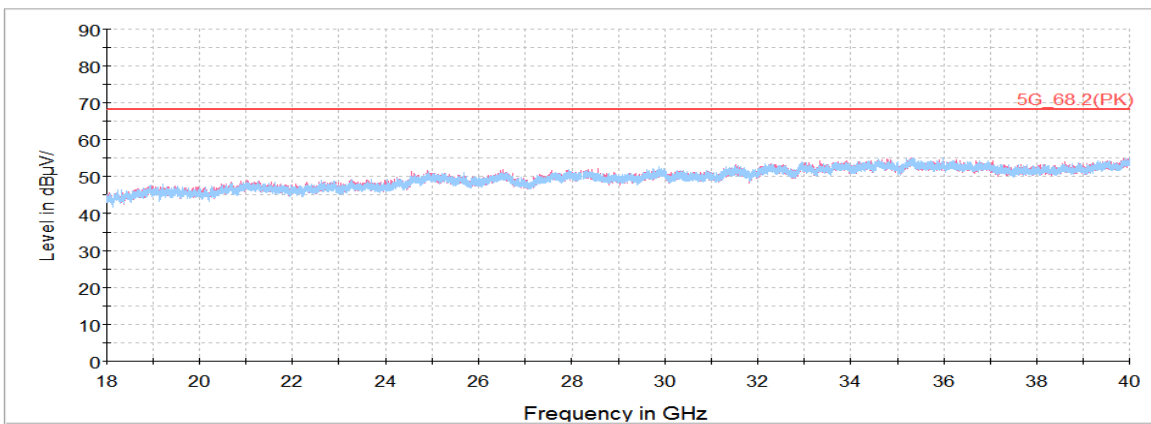
Horizontal/Vertical for 1 GHz ~ 6.5 GHz



Horizontal/Vertical for 6.5 GHz ~ 18 GHz



Horizontal/Vertical for 18 GHz ~ 40 GHz



KCTL Inc.

65, Sinwon-ro, Yeongtong-gu,
Suwon-si, Gyeonggi-do, 16677, Korea
TEL: 82-31-285-0894 FAX: 82-505-299-8311
www.kctl.co.kr

Report No.:
KR21-SRF0163
Page (167) of (257)



UNII-2C Tx (SISO) Restricted Bandedge (Lowest Channel)

802.11ax_HE20 SU mode_ANT 1 Lowest Channel (5 500 MHz)

Frequency (MHz)	Pol. (V/H)	Reading (dB(μ V))	Ant. Factor (dB)	Amp.+Cable (dB)	DCF (dB)	Result (dB(μ V/m))	Limit (dB(μ V/m))	Margin (dB)
--------------------	---------------	---------------------------	---------------------	--------------------	-------------	----------------------------	---------------------------	----------------

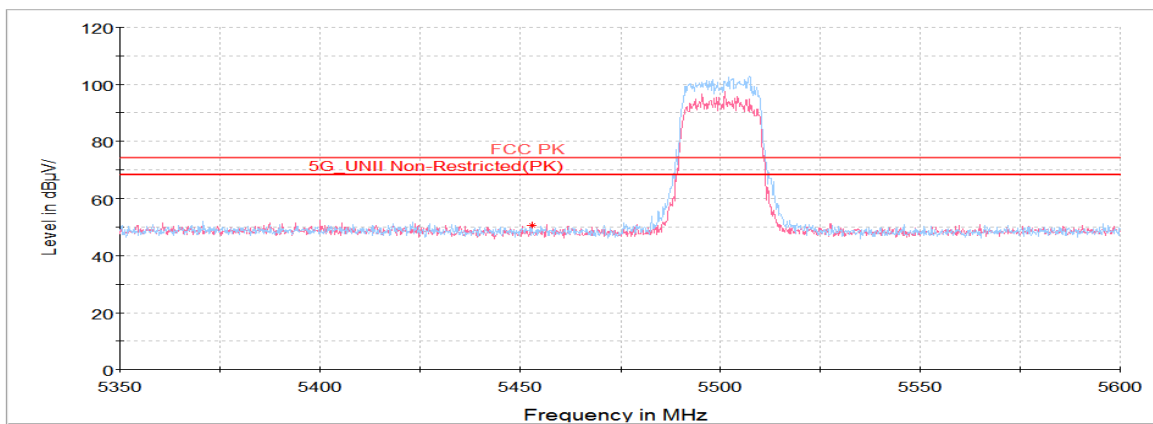
Peak data

5 453.11 ¹⁾	H	41.44	34.72	-25.49	-	50.67	74.00	23.33
------------------------	---	-------	-------	--------	---	-------	-------	-------

Average Data

No spurious emissions were detected within 20 dB of the limit

Horizontal/Vertical for Band-edge



802.11ax_HE20 SU mode_ANT 2 Lowest Channel (5 500 MHz)

Frequency (MHz)	Pol. (V/H)	Reading (dB(μ V))	Ant. Factor (dB)	Amp.+Cable (dB)	DCF (dB)	Result (dB(μ V/m))	Limit (dB(μ V/m))	Margin (dB)
--------------------	---------------	---------------------------	---------------------	--------------------	-------------	----------------------------	---------------------------	----------------

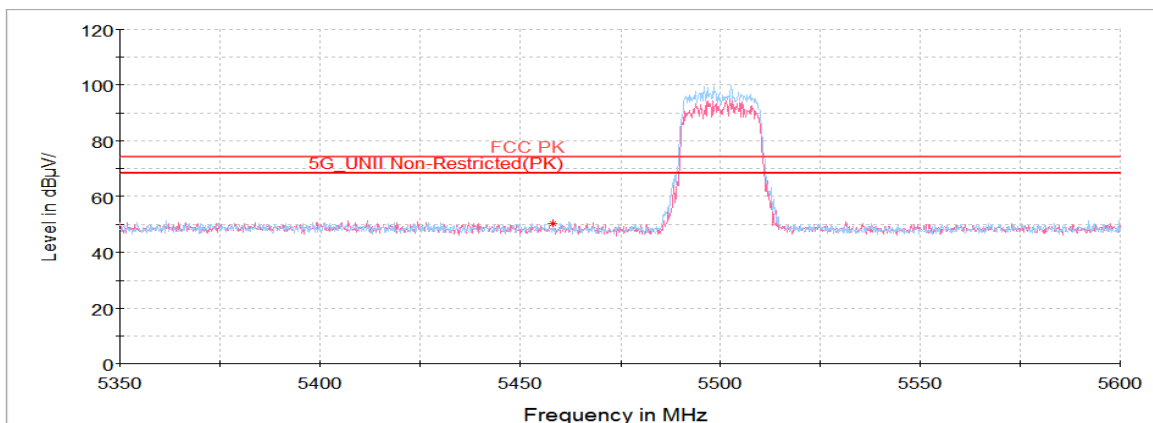
Peak data

5 458.44 ¹⁾	H	41.13	34.73	-25.54	-	50.32	74.00	23.68
------------------------	---	-------	-------	--------	---	-------	-------	-------

Average Data

No spurious emissions were detected within 20 dB of the limit

Horizontal/Vertical for Band-edge



KCTL Inc.

65, Sinwon-ro, Yeongtong-gu,
Suwon-si, Gyeonggi-do, 16677, Korea
TEL: 82-31-285-0894 FAX: 82-505-299-8311
www.kctl.co.kr

Report No.:
KR21-SRF0163
Page (168) of (257)



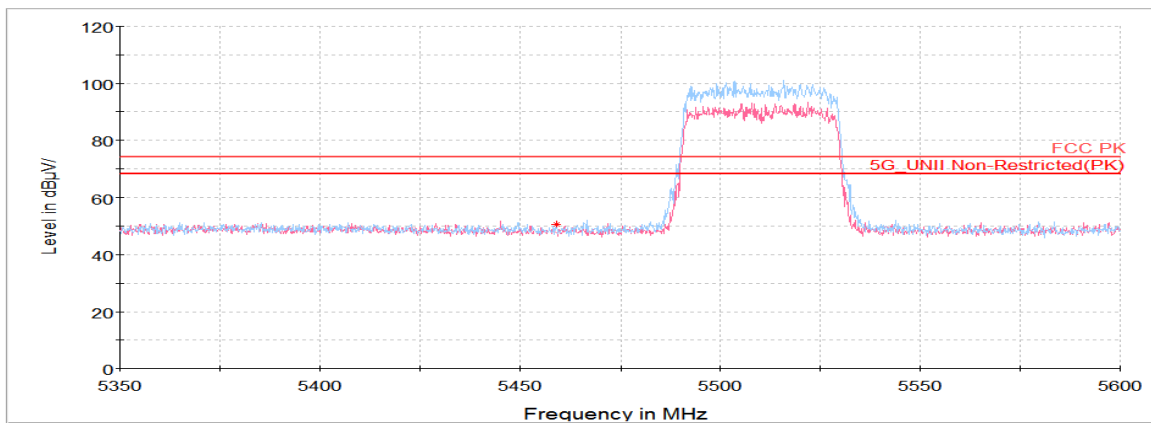
802.11ax_HE40 SU mode_ANT 1 Lowest Channel (5 510 MHz)

Frequency	Pol.	Reading	Ant. Factor	Amp.+Cable	DCF	Result	Limit	Margin
(MHz)	(V/H)	(dB(μ V))	(dB)	(dB)	(dB)	(dB(μ V/m))	(dB(μ V/m))	(dB)
Peak data								
5 459.30 ¹⁾	H	41.58	34.73	-25.54	-	50.77	74.00	23.23

Average Data

No spurious emissions were detected within 20 dB of the limit

Horizontal/Vertical for Band-edge



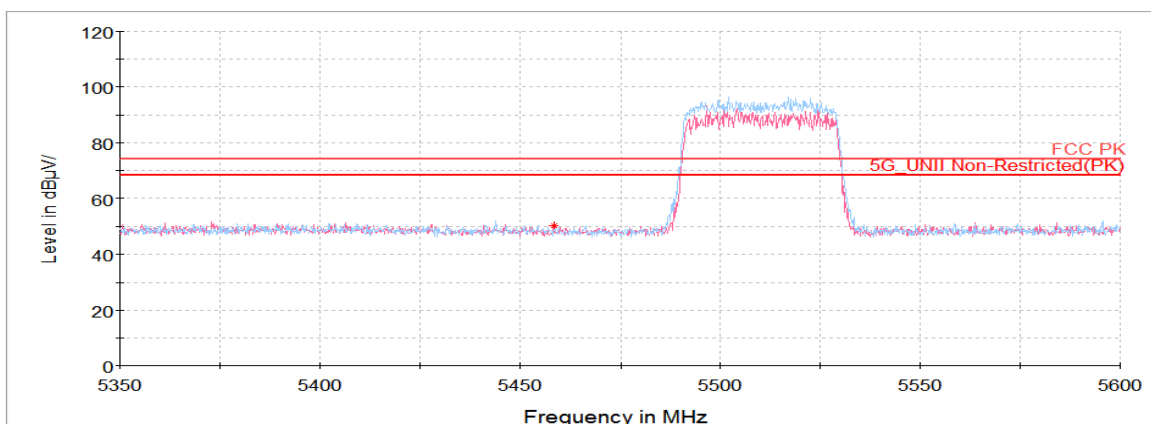
802.11ax_HE40 SU mode_ANT 2 Lowest Channel (5 510 MHz)

Frequency	Pol.	Reading	Ant. Factor	Amp.+Cable	DCF	Result	Limit	Margin
(MHz)	(V/H)	(dB(μ V))	(dB)	(dB)	(dB)	(dB(μ V/m))	(dB(μ V/m))	(dB)
Peak data								
5 458.61 ¹⁾	H	41.08	34.73	-25.54	-	50.27	74.00	23.73

Average Data

No spurious emissions were detected within 20 dB of the limit

Horizontal/Vertical for Band-edge



KCTL Inc.

65, Sinwon-ro, Yeongtong-gu,
Suwon-si, Gyeonggi-do, 16677, Korea
TEL: 82-31-285-0894 FAX: 82-505-299-8311
www.kctl.co.kr

Report No.:
KR21-SRF0163
Page (169) of (257)



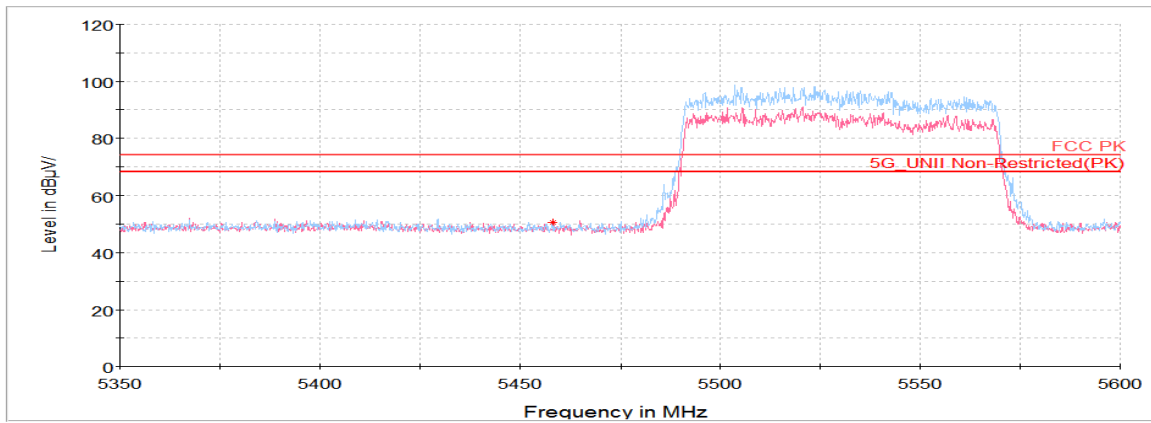
802.11ax_HE80 SU mode_ANT 1 Lowest Channel (5 530 MHz)

Frequency	Pol.	Reading	Ant. Factor	Amp.+Cable	DCF	Result	Limit	Margin
(MHz)	(V/H)	(dB(μ V))	(dB)	(dB)	(dB)	(dB(μ V/m))	(dB(μ V/m))	(dB)
Peak data								
5 458.27 ¹⁾	H	41.42	34.72	-25.53	-	50.61	74.00	23.39

Average Data

No spurious emissions were detected within 20 dB of the limit

Horizontal/Vertical for Band-edge



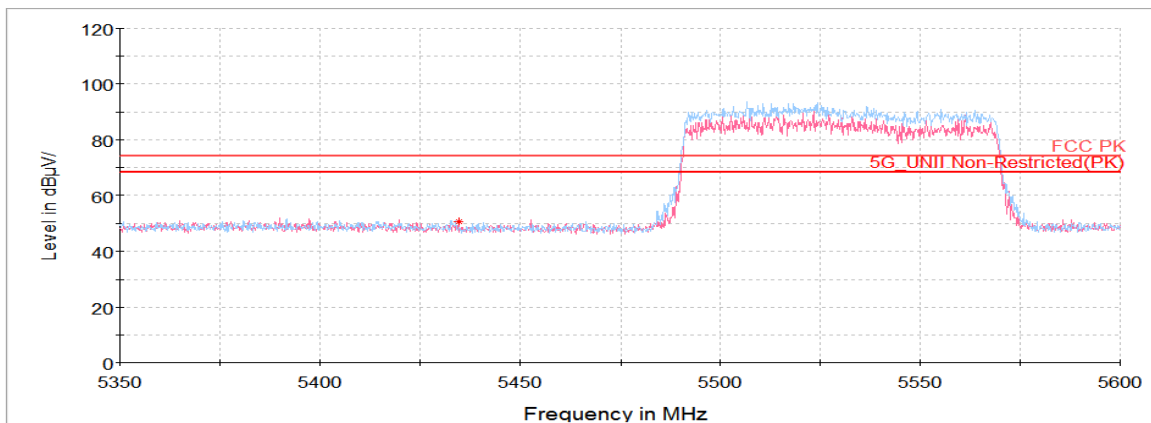
802.11ax_HE80 SU mode_ANT 2 Lowest Channel (5 530 MHz)

Frequency	Pol.	Reading	Ant. Factor	Amp.+Cable	DCF	Result	Limit	Margin
(MHz)	(V/H)	(dB(μ V))	(dB)	(dB)	(dB)	(dB(μ V/m))	(dB(μ V/m))	(dB)
Peak data								
5 434.72 ¹⁾	H	41.58	34.68	-25.35	-	50.91	74.00	23.09

Average Data

No spurious emissions were detected within 20 dB of the limit

Horizontal/Vertical for Band-edge



KCTL Inc.

65, Sinwon-ro, Yeongtong-gu,
Suwon-si, Gyeonggi-do, 16677, Korea
TEL: 82-31-285-0894 FAX: 82-505-299-8311
www.kctl.co.kr

Report No.:
KR21-SRF0163
Page (170) of (257)



802.11ax_RU mode (HE 80 / 484T / RU offset 65)_ANT 1 Lowest Channel (5 530 MHz)

Frequency	Pol.	Reading	Ant. Factor	Amp.+Cable	DCF	Result	Limit	Margin
(MHz)	(V/H)	(dB(μV))	(dB)	(dB)	(dB)	(dB(μV/m))	(dB(μV/m))	(dB)
Peak data								
5 457.05 ¹⁾	H	42.95	34.72	-25.52	-	52.15	74.00	21.85
Average Data								
5 457.05 ¹⁾	H	33.51	34.72	-25.52	0.11	42.82	54.00	11.18
Average data					Blank			

802.11ax_RU mode (HE 80 / 484T / RU offset 65)_ANT 2 Lowest Channel (5 530 MHz)

Frequency	Pol.	Reading	Ant. Factor	Amp.+Cable	DCF	Result	Limit	Margin
(MHz)	(V/H)	(dB(μV))	(dB)	(dB)	(dB)	(dB(μV/m))	(dB(μV/m))	(dB)
Peak data								
5 453.30 ¹⁾	H	42.32	34.72	-25.50	-	51.54	74.00	22.46
Average Data								
5 453.30 ¹⁾	H	33.06	34.72	-25.50	0.11	42.39	54.00	11.61
Average data					Blank			

KCTL Inc.

65, Sinwon-ro, Yeongtong-gu,
Suwon-si, Gyeonggi-do, 16677, Korea
TEL: 82-31-285-0894 FAX: 82-505-299-8311
www.kctl.co.kr

Report No.:
KR21-SRF0163
Page (171) of (257)

**802.11ax_RU mode (HE 80 / 242T / RU offset 61)_ANT 1 Lowest Channel (5 530 MHz)**

Frequency	Pol.	Reading	Ant. Factor	Amp.+Cable	DCF	Result	Limit	Margin
(MHz)	(V/H)	(dB(μ V))	(dB)	(dB)	(dB)	(dB(μ V/m))	(dB(μ V/m))	(dB)
Peak data								
5 454.14 ¹⁾	H	41.47	34.72	-25.50	-	50.69	74.00	23.31
Average Data								
No spurious emissions were detected within 20 dB of the limit								

802.11ax_RU mode (HE 80 / 242T / RU offset 61)_ANT 2 Lowest Channel (5 530 MHz)

Frequency	Pol.	Reading	Ant. Factor	Amp.+Cable	DCF	Result	Limit	Margin
(MHz)	(V/H)	(dB(μ V))	(dB)	(dB)	(dB)	(dB(μ V/m))	(dB(μ V/m))	(dB)
Peak data								
5 445.72 ¹⁾	H	41.66	34.70	-25.44	-	50.92	74.00	23.08
Average Data								
No spurious emissions were detected within 20 dB of the limit								

802.11ax_RU mode (HE 80 / 106T / RU offset 53)_ANT 1 Lowest Channel (5 530 MHz)

Frequency	Pol.	Reading	Ant. Factor	Amp.+Cable	DCF	Result	Limit	Margin
(MHz)	(V/H)	(dB(μ V))	(dB)	(dB)	(dB)	(dB(μ V/m))	(dB(μ V/m))	(dB)
Peak data								
5 425.78 ¹⁾	H	41.35	34.67	-25.28	-	50.74	74.00	23.26
Average Data								
No spurious emissions were detected within 20 dB of the limit								

802.11ax_RU mode (HE 40 / 106T / RU offset 53)_ANT 2 Lowest Channel (5 510 MHz)

Frequency	Pol.	Reading	Ant. Factor	Amp.+Cable	DCF	Result	Limit	Margin
(MHz)	(V/H)	(dB(μ V))	(dB)	(dB)	(dB)	(dB(μ V/m))	(dB(μ V/m))	(dB)
Peak data								
5 458.61 ¹⁾	H	41.71	34.73	-25.54	-	50.90	74.00	23.10
Average Data								
No spurious emissions were detected within 20 dB of the limit								

KCTL Inc.

65, Sinwon-ro, Yeongtong-gu,
Suwon-si, Gyeonggi-do, 16677, Korea
TEL: 82-31-285-0894 FAX: 82-505-299-8311
www.kctl.co.kr

Report No.:
KR21-SRF0163
Page (172) of (257)



802.11ax_RU mode (HE 80 / 52T / RU offset 37)_ANT 1 Lowest Channel (5 530 MHz)

Frequency	Pol.	Reading	Ant. Factor	Amp.+Cable	DCF	Result	Limit	Margin
(MHz)	(V/H)	(dB(μ V))	(dB)	(dB)	(dB)	(dB(μ V/m))	(dB(μ V/m))	(dB)
Peak data								
5 419.12 ¹⁾	H	44.32	34.65	-25.23	-	53.74	74.00	20.26
Average Data								
5 419.12 ¹⁾	H	34.55	34.65	-25.23	-	43.97	54.00	10.03
Average data								
					Blank			

802.11ax_RU mode (HE 40 / 52T / RU offset 37)_ANT 2 Lowest Channel (5 510 MHz)

Frequency	Pol.	Reading	Ant. Factor	Amp.+Cable	DCF	Result	Limit	Margin
(MHz)	(V/H)	(dB(μ V))	(dB)	(dB)	(dB)	(dB(μ V/m))	(dB(μ V/m))	(dB)
Peak data								
5 452.59 ¹⁾	H	41.71	34.71	-25.49	-	50.93	74.00	23.07
Average Data								
No spurious emissions were detected within 20 dB of the limit								

KCTL Inc.

65, Sinwon-ro, Yeongtong-gu,
 Suwon-si, Gyeonggi-do, 16677, Korea
 TEL: 82-31-285-0894 FAX: 82-505-299-8311
www.kctl.co.kr

Report No.:
 KR21-SRF0163
 Page (173) of (257)


802.11ax_RU mode (HE 80 / 26T / RU offset 0)_ANT 1 Lowest Channel (5 530 MHz)

Frequency	Pol.	Reading	Ant. Factor	Amp.+Cable	DCF	Result	Limit	Margin
(MHz)	(V/H)	(dB(μ V))	(dB)	(dB)	(dB)	(dB(μ V/m))	(dB(μ V/m))	(dB)
Peak data								
5 415.56 ¹⁾	H	45.86	34.65	-25.21	-	55.30	74.00	18.70
Average Data								
5 415.56 ¹⁾	H	36.40	34.65	-25.21	-	45.84	54.00	8.16
Average data					Blank			

802.11ax_RU mode (HE 20 / 26T / RU offset 0)_ANT 2 Lowest Channel (5 500 MHz)

Frequency	Pol.	Reading	Ant. Factor	Amp.+Cable	DCF	Result	Limit	Margin
(MHz)	(V/H)	(dB(μ V))	(dB)	(dB)	(dB)	(dB(μ V/m))	(dB(μ V/m))	(dB)
Peak data								
5 444.52 ¹⁾	H	41.43	34.70	-25.43	-	50.70	74.00	23.30
Average Data								
No spurious emissions were detected within 20 dB of the limit								

KCTL Inc.

65, Sinwon-ro, Yeongtong-gu,
Suwon-si, Gyeonggi-do, 16677, Korea
TEL: 82-31-285-0894 FAX: 82-505-299-8311
www.kctl.co.kr

Report No.:
KR21-SRF0163
Page (174) of (257)

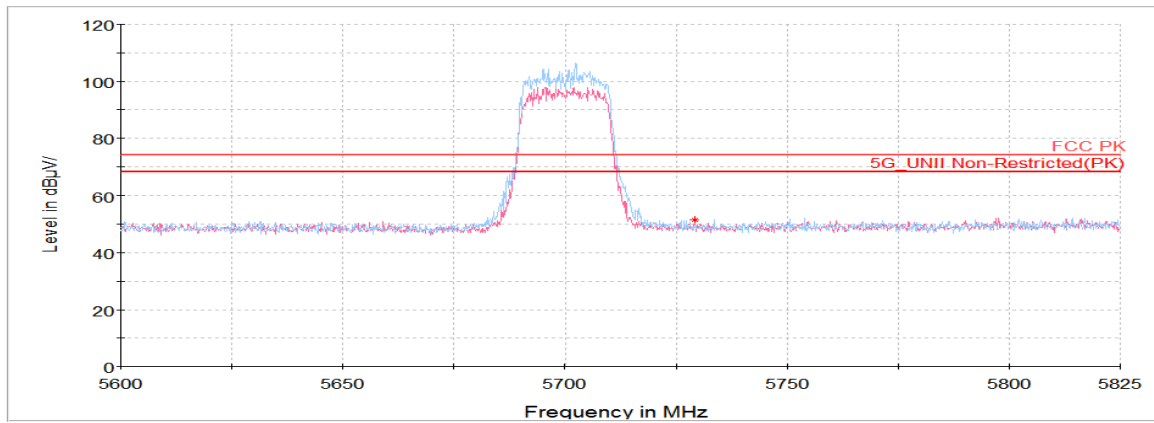


UNII-2C 1Tx (SISO) Bandedge (Highest Channel)

802.11ax_HE20 SU mode_ANT 1 Highest Channel (5 700 MHz)

Frequency (MHz)	Pol. (V/H)	Reading (dB(μ V))	Ant. Factor (dB)	Amp.+Cable (dB)	DCF (dB)	Result (dB(μ V/m))	Limit (dB(μ V/m))	Margin (dB)
Peak data								
5 729.14	V	41.96	35.03	-25.47	-	51.52	68.20	16.68

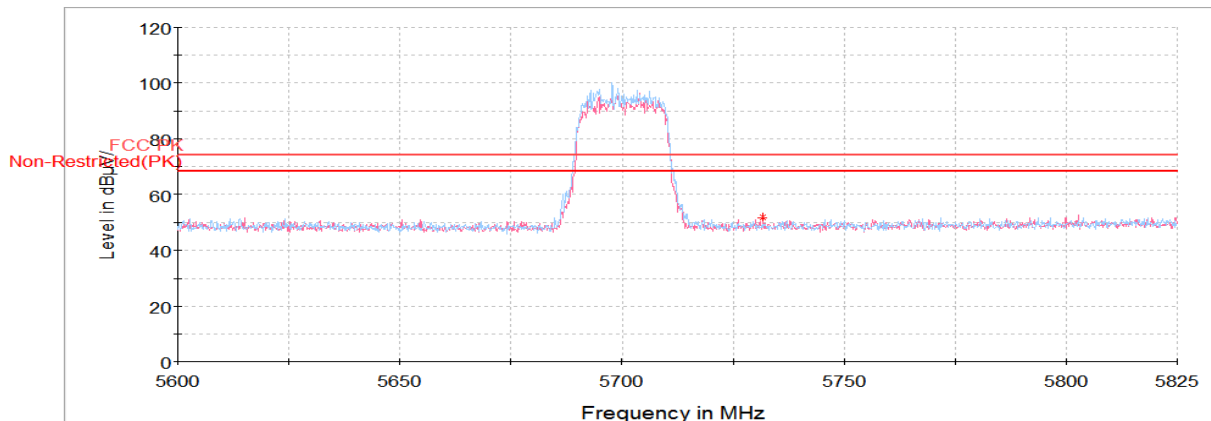
Horizontal/Vertical for Band-edge



802.11ax_HE20 SU mode_ANT 2 Highest Channel (5 700 MHz)

Frequency (MHz)	Pol. (V/H)	Reading (dB(μ V))	Ant. Factor (dB)	Amp.+Cable (dB)	DCF (dB)	Result (dB(μ V/m))	Limit (dB(μ V/m))	Margin (dB)
Peak data								
5 731.72	H	42.08	35.03	-25.42	-	51.69	68.20	16.51

Horizontal/Vertical for Band-edge



KCTL Inc.

65, Sinwon-ro, Yeongtong-gu,
Suwon-si, Gyeonggi-do, 16677, Korea
TEL: 82-31-285-0894 FAX: 82-505-299-8311
www.kctl.co.kr

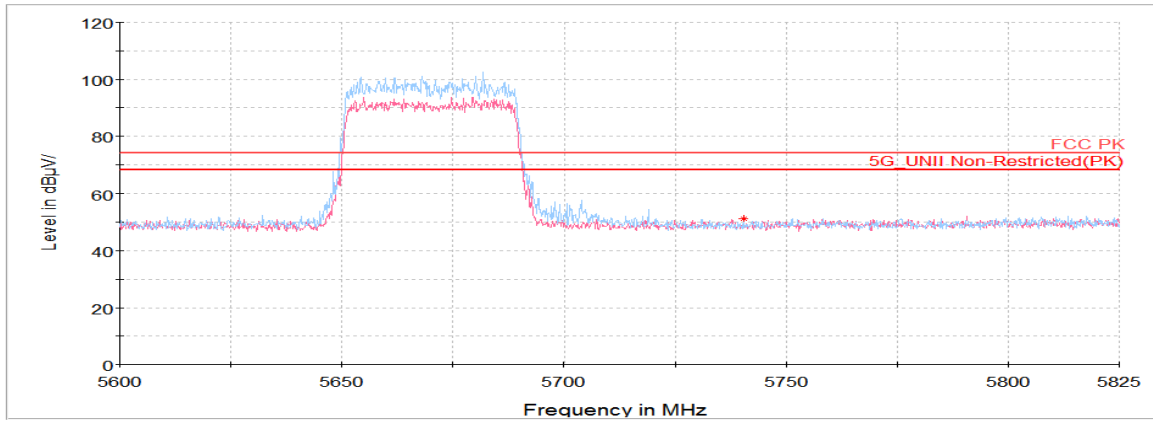
Report No.:
KR21-SRF0163
Page (175) of (257)



802.11ax_HE40 SU mode_ANT 1 Highest Channel (5 670 MHz)

Frequency	Pol.	Reading	Ant. Factor	Amp.+Cable	DCF	Result	Limit	Margin
(MHz)	(V/H)	(dB(μ V))	(dB)	(dB)	(dB)	(dB(μ V/m))	(dB(μ V/m))	(dB)
Peak data								
5 740.31	H	41.49	35.04	-25.25	-	51.28	68.20	16.92

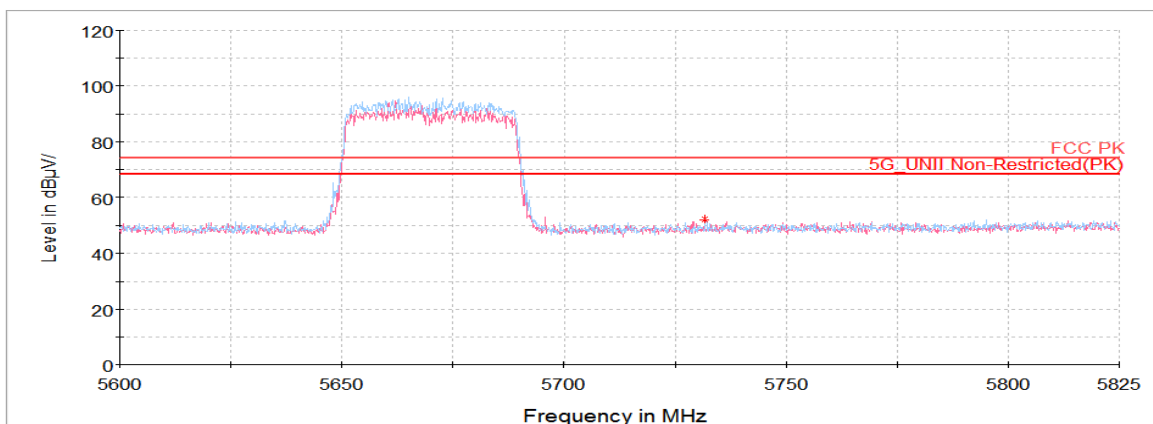
Horizontal/Vertical for Band-edge



802.11ax_HE40 SU mode_ANT 2 Highest Channel (5 670 MHz)

Frequency	Pol.	Reading	Ant. Factor	Amp.+Cable	DCF	Result	Limit	Margin
(MHz)	(V/H)	(dB(μ V))	(dB)	(dB)	(dB)	(dB(μ V/m))	(dB(μ V/m))	(dB)
Peak data								
5 731.72	H	42.38	35.03	-25.42	-	51.99	68.20	16.21

Horizontal/Vertical for Band-edge



KCTL Inc.

65, Sinwon-ro, Yeongtong-gu,
Suwon-si, Gyeonggi-do, 16677, Korea
TEL: 82-31-285-0894 FAX: 82-505-299-8311
www.kctl.co.kr

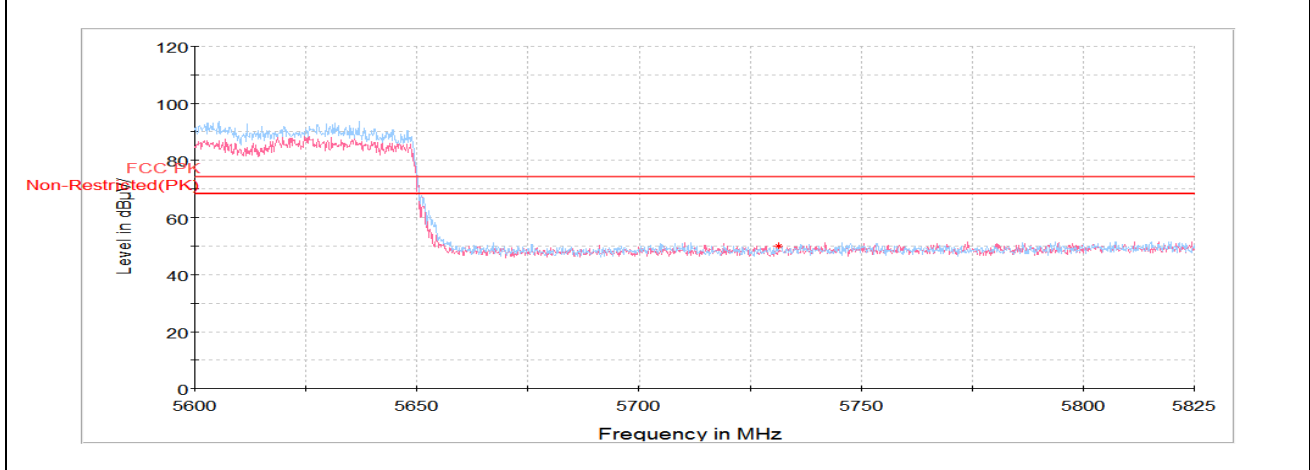
Report No.:
KR21-SRF0163
Page (176) of (257)



802.11ax_HE80 SU mode_ANT 1 Highest Channel (5 610 MHz)

Frequency	Pol.	Reading	Ant. Factor	Amp.+Cable	DCF	Result	Limit	Margin
(MHz)	(V/H)	(dB(μ V))	(dB)	(dB)	(dB)	(dB(μ V/m))	(dB(μ V/m))	(dB)
Peak data								
5 731.20	H	40.58	35.03	-25.43	-	50.18	68.20	18.02

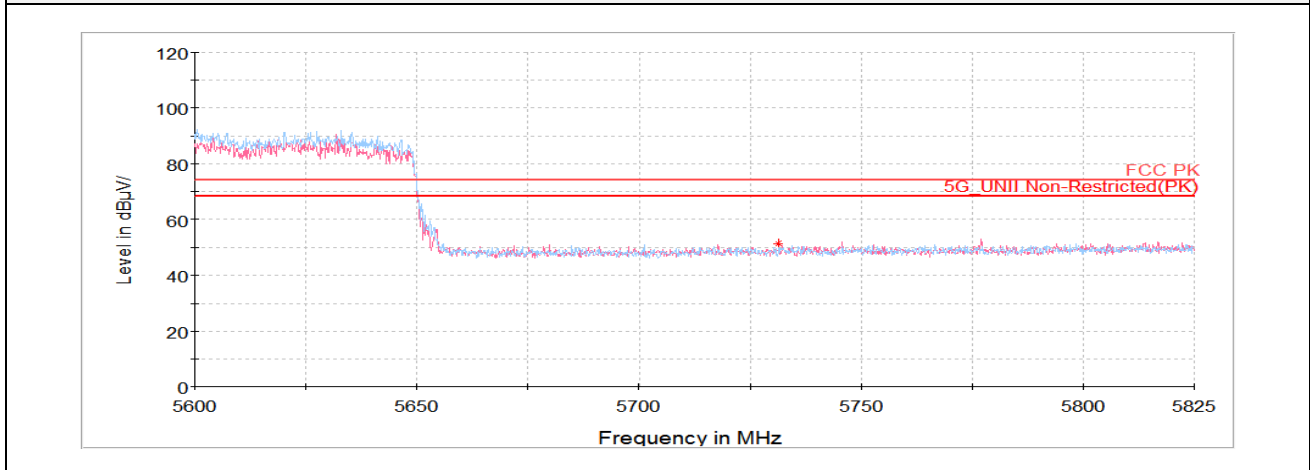
Horizontal/Vertical for Band-edge



802.11ax_HE80 SU mode_ANT 2 Highest Channel (5 610 MHz)

Frequency	Pol.	Reading	Ant. Factor	Amp.+Cable	DCF	Result	Limit	Margin
(MHz)	(V/H)	(dB(μ V))	(dB)	(dB)	(dB)	(dB(μ V/m))	(dB(μ V/m))	(dB)
Peak data								
5 731.38	H	41.73	35.03	-25.42	-	51.34	68.20	16.86

Horizontal/Vertical for Band-edge



KCTL Inc.

65, Sinwon-ro, Yeongtong-gu,
Suwon-si, Gyeonggi-do, 16677, Korea
TEL: 82-31-285-0894 FAX: 82-505-299-8311
www.kctl.co.kr

Report No.:
KR21-SRF0163
Page (177) of (257)

**802.11ax_RU mode (HE 80 / 484T / RU offset 66)_ANT 1 Highest Channel (5 610 MHz)**

Frequency	Pol.	Reading	Ant. Factor	Amp.+Cable	DCF	Result	Limit	Margin
(MHz)	(V/H)	(dB(μ V))	(dB)	(dB)	(dB)	(dB(μ V/m))	(dB(μ V/m))	(dB)
Peak data								
5 732.58	H	42.36	35.03	-25.40	-	51.99	68.20	16.21

802.11ax_RU mode (HE 80 / 484T / RU offset 66)_ANT 2 Highest Channel (5 610 MHz)

Frequency	Pol.	Reading	Ant. Factor	Amp.+Cable	DCF	Result	Limit	Margin
(MHz)	(V/H)	(dB(μ V))	(dB)	(dB)	(dB)	(dB(μ V/m))	(dB(μ V/m))	(dB)
Peak data								
5 781.39	V	39.90	35.08	-24.46	-	50.52	68.20	17.68

802.11ax_RU mode (HE 80 / 242T / RU offset 64)_ANT 1 Highest Channel (5 610 MHz)

Frequency	Pol.	Reading	Ant. Factor	Amp.+Cable	DCF	Result	Limit	Margin
(MHz)	(V/H)	(dB(μ V))	(dB)	(dB)	(dB)	(dB(μ V/m))	(dB(μ V/m))	(dB)
Peak data								
5 734.13	H	41.59	35.03	-25.37	-	51.25	68.20	16.95

802.11ax_RU mode (HE 40 / 242T / RU offset 62)_ANT 2 Highest Channel (5 670 MHz)

Frequency	Pol.	Reading	Ant. Factor	Amp.+Cable	DCF	Result	Limit	Margin
(MHz)	(V/H)	(dB(μ V))	(dB)	(dB)	(dB)	(dB(μ V/m))	(dB(μ V/m))	(dB)
Peak data								
5 738.42	V	41.20	35.04	-25.29	-	50.95	68.20	17.25

802.11ax_RU mode (HE 80 / 106T / RU offset 60)_ANT 1 Highest Channel (5 610 MHz)

Frequency	Pol.	Reading	Ant. Factor	Amp.+Cable	DCF	Result	Limit	Margin
(MHz)	(V/H)	(dB(μ V))	(dB)	(dB)	(dB)	(dB(μ V/m))	(dB(μ V/m))	(dB)
Peak data								
5 736.53	H	41.46	35.04	-25.32	-	51.18	68.20	17.02

802.11ax_RU mode (HE 20 / 106T / RU offset 54)_ANT 2 Highest Channel (5 700 MHz)

Frequency	Pol.	Reading	Ant. Factor	Amp.+Cable	DCF	Result	Limit	Margin
(MHz)	(V/H)	(dB(μ V))	(dB)	(dB)	(dB)	(dB(μ V/m))	(dB(μ V/m))	(dB)
Peak data								
5 728.45	V	40.82	35.03	-25.48	-	50.37	68.20	17.83

KCTL Inc.

65, Sinwon-ro, Yeongtong-gu,
Suwon-si, Gyeonggi-do, 16677, Korea
TEL: 82-31-285-0894 FAX: 82-505-299-8311
www.kctl.co.kr

Report No.:
KR21-SRF0163
Page (178) of (257)

**802.11ax_RU mode (HE 80 / 52T / RU offset 52)_ANT 1 Highest Channel (5 610 MHz)**

Frequency	Pol.	Reading	Ant. Factor	Amp.+Cable	DCF	Result	Limit	Margin
(MHz)	(V/H)	(dB(μ V))	(dB)	(dB)	(dB)	(dB(μ V/m))	(dB(μ V/m))	(dB)
Peak data								
5 730.52	H	42.26	35.03	-25.44	-	51.85	68.20	16.35

802.11ax_RU mode (HE 20 / 52T / RU offset 40)_ANT 2 Highest Channel (5 700 MHz)

Frequency	Pol.	Reading	Ant. Factor	Amp.+Cable	DCF	Result	Limit	Margin
(MHz)	(V/H)	(dB(μ V))	(dB)	(dB)	(dB)	(dB(μ V/m))	(dB(μ V/m))	(dB)
Peak data								
5 728.63	H	41.64	35.03	-25.48	-	51.19	68.20	17.01

802.11ax_RU mode (HE 80 / 26T / RU offset 36)_ANT 1 Highest Channel (5 610 MHz)

Frequency	Pol.	Reading	Ant. Factor	Amp.+Cable	DCF	Result	Limit	Margin
(MHz)	(V/H)	(dB(μ V))	(dB)	(dB)	(dB)	(dB(μ V/m))	(dB(μ V/m))	(dB)
Peak data								
5 727.25	H	41.79	35.03	-25.50	-	51.32	68.20	16.88

802.11ax_RU mode (HE 20 / 26T / RU offset 8)_ANT 2 Highest Channel (5 700 MHz)

Frequency	Pol.	Reading	Ant. Factor	Amp.+Cable	DCF	Result	Limit	Margin
(MHz)	(V/H)	(dB(μ V))	(dB)	(dB)	(dB)	(dB(μ V/m))	(dB(μ V/m))	(dB)
Peak data								
5 725.88	V	41.72	35.03	-25.53	-	51.22	68.20	16.98

KCTL Inc.

65, Sinwon-ro, Yeongtong-gu,
Suwon-si, Gyeonggi-do, 16677, Korea
TEL: 82-31-285-0894 FAX: 82-505-299-8311
www.kctl.co.kr

Report No.:
KR21-SRF0163
Page (179) of (257)

**UNII-2C 1Tx (SISO) Harmonics and Spurious Emissions****802.11ax_HE20 SU mode_ANT 1 Lowest Channel (5 500 MHz)**

Frequency	Pol.	Reading	Ant. Factor	Amp.+Cable	DCF	Result	Limit	Margin
(MHz)	(V/H)	(dB(μ V))	(dB)	(dB)	(dB)	(dB(μ V/m))	(dB(μ V/m))	(dB)
Peak data								
11 006.92 ¹⁾	V	58.13	38.20	-49.17	-	47.16	74.00	26.84
16 497.81	V	55.31	41.20	-47.35	-	49.16	68.20	19.04
Average Data								
No spurious emissions were detected within 20 dB of the limit								

802.11ax_HE20 SU mode_ANT 1 Middle Channel (5 600 MHz)

Frequency	Pol.	Reading	Ant. Factor	Amp.+Cable	DCF	Result	Limit	Margin
(MHz)	(V/H)	(dB(μ V))	(dB)	(dB)	(dB)	(dB(μ V/m))	(dB(μ V/m))	(dB)
Peak data								
11 197.75 ¹⁾	H	58.28	38.24	-49.22	-	47.30	74.00	26.70
16 805.08	V	55.92	41.24	-46.93	-	50.23	68.20	17.97
Average Data								
No spurious emissions were detected within 20 dB of the limit								

802.11ax_HE20 SU mode_ANT 1 Highest Channel (5 700 MHz)

Frequency	Pol.	Reading	Ant. Factor	Amp.+Cable	DCF	Result	Limit	Margin
(MHz)	(V/H)	(dB(μ V))	(dB)	(dB)	(dB)	(dB(μ V/m))	(dB(μ V/m))	(dB)
Peak data								
11 389.66 ¹⁾	V	58.67	38.28	-49.27	-	47.68	74.00	26.32
17 085.75	V	55.22	40.65	-46.69	-	49.18	68.20	19.02
Average Data								
No spurious emissions were detected within 20 dB of the limit								

802.11ax_HE20 SU mode_ANT 2 Lowest Channel (5 500 MHz)

Frequency	Pol.	Reading	Ant. Factor	Amp.+Cable	DCF	Result	Limit	Margin
(MHz)	(V/H)	(dB(μ V))	(dB)	(dB)	(dB)	(dB(μ V/m))	(dB(μ V/m))	(dB)
Peak data								
11 008.72 ¹⁾	V	57.88	38.20	-49.17	-	46.91	74.00	27.09
16 496.38	H	56.86	41.20	-47.35	-	50.71	68.20	17.49
Average Data								
No spurious emissions were detected within 20 dB of the limit								

KCTL Inc.

65, Sinwon-ro, Yeongtong-gu,
Suwon-si, Gyeonggi-do, 16677, Korea
TEL: 82-31-285-0894 FAX: 82-505-299-8311
www.kctl.co.kr

Report No.:
KR21-SRF0163
Page (180) of (257)

**802.11ax_HE20 SU mode_ANT 2 Middle Channel (5 600 MHz)**

Frequency	Pol.	Reading	Ant. Factor	Amp.+Cable	DCF	Result	Limit	Margin
(MHz)	(V/H)	(dB(μ V))	(dB)	(dB)	(dB)	(dB(μ V/m))	(dB(μ V/m))	(dB)
Peak data								
11 209.61 ¹⁾	V	60.10	38.24	-49.22	-	49.12	74.00	24.88
16 821.61	V	57.23	41.26	-46.91	-	51.58	68.20	16.62
Average Data								
No spurious emissions were detected within 20 dB of the limit								

802.11ax_HE20 SU mode_ANT 2 Highest Channel (5 700 MHz)

Frequency	Pol.	Reading	Ant. Factor	Amp.+Cable	DCF	Result	Limit	Margin
(MHz)	(V/H)	(dB(μ V))	(dB)	(dB)	(dB)	(dB(μ V/m))	(dB(μ V/m))	(dB)
Peak data								
11 390.73 ¹⁾	V	59.05	38.28	-49.27	-	48.06	74.00	25.94
17 094.73	V	55.04	40.64	-46.69	-	48.99	68.20	19.21
Average Data								
No spurious emissions were detected within 20 dB of the limit								

802.11ax_HE40 SU mode_ANT 1 Lowest Channel (5 510 MHz)

Frequency	Pol.	Reading	Ant. Factor	Amp.+Cable	DCF	Result	Limit	Margin
(MHz)	(V/H)	(dB(μ V))	(dB)	(dB)	(dB)	(dB(μ V/m))	(dB(μ V/m))	(dB)
Peak data								
11 015.55 ¹⁾	H	57.53	38.20	-49.17	-	46.56	74.00	27.44
16 533.03	H	56.05	41.03	-47.31	-	49.77	68.20	18.43
Average Data								
No spurious emissions were detected within 20 dB of the limit								

802.11ax_HE40 SU mode_ANT 1 Middle Channel (5 590 MHz)

Frequency	Pol.	Reading	Ant. Factor	Amp.+Cable	DCF	Result	Limit	Margin
(MHz)	(V/H)	(dB(μ V))	(dB)	(dB)	(dB)	(dB(μ V/m))	(dB(μ V/m))	(dB)
Peak data								
11 161.45 ¹⁾	V	56.61	38.23	-49.21	-	45.63	74.00	28.37
16 758.36	V	56.55	41.21	-47.00	-	50.76	68.20	17.44
Average Data								
No spurious emissions were detected within 20 dB of the limit								

KCTL Inc.

65, Sinwon-ro, Yeongtong-gu,
Suwon-si, Gyeonggi-do, 16677, Korea
TEL: 82-31-285-0894 FAX: 82-505-299-8311
www.kctl.co.kr

Report No.:
KR21-SRF0163
Page (181) of (257)

**802.11ax_HE40 SU mode_ANT 1 Highest Channel (5 670 MHz)**

Frequency	Pol.	Reading	Ant. Factor	Amp.+Cable	DCF	Result	Limit	Margin
(MHz)	(V/H)	(dB(μV))	(dB)	(dB)	(dB)	(dB(μV/m))	(dB(μV/m))	(dB)
Peak data								
11 350.13 ¹⁾	V	58.89	38.27	-49.26	-	47.90	74.00	26.10
17 009.20	V	57.14	40.69	-46.67	-	51.16	68.20	17.04
Average Data								
No spurious emissions were detected within 20 dB of the limit								

802.11ax_HE40 SU mode_ANT 2 Lowest Channel (5 510 MHz)

Frequency	Pol.	Reading	Ant. Factor	Amp.+Cable	DCF	Result	Limit	Margin
(MHz)	(V/H)	(dB(μV))	(dB)	(dB)	(dB)	(dB(μV/m))	(dB(μV/m))	(dB)
Peak data								
11 014.47 ¹⁾	H	57.06	38.20	-49.17	-	46.09	74.00	27.91
16 533.03	H	55.47	41.03	-47.31	-	49.19	68.20	19.01
Average Data								
No spurious emissions were detected within 20 dB of the limit								

802.11ax_HE40 SU mode_ANT 2 Middle Channel (5 590 MHz)

Frequency	Pol.	Reading	Ant. Factor	Amp.+Cable	DCF	Result	Limit	Margin
(MHz)	(V/H)	(dB(μV))	(dB)	(dB)	(dB)	(dB(μV/m))	(dB(μV/m))	(dB)
Peak data								
11 203.14 ¹⁾	H	58.72	38.24	-49.22	-	47.74	74.00	26.26
16 821.97	V	57.10	41.26	-46.91	-	51.45	68.20	16.75
Average Data								
No spurious emissions were detected within 20 dB of the limit								

802.11ax_HE40 SU mode_ANT 2 Highest Channel (5 670 MHz)

Frequency	Pol.	Reading	Ant. Factor	Amp.+Cable	DCF	Result	Limit	Margin
(MHz)	(V/H)	(dB(μV))	(dB)	(dB)	(dB)	(dB(μV/m))	(dB(μV/m))	(dB)
Peak data								
11 335.75 ¹⁾	V	57.75	38.27	-49.26	-	46.76	74.00	27.24
17 005.61	V	55.70	40.70	-46.66	-	49.74	68.20	18.46
Average Data								
No spurious emissions were detected within 20 dB of the limit								

KCTL Inc.

65, Sinwon-ro, Yeongtong-gu,
Suwon-si, Gyeonggi-do, 16677, Korea
TEL: 82-31-285-0894 FAX: 82-505-299-8311
www.kctl.co.kr

Report No.:
KR21-SRF0163
Page (182) of (257)

**802.11ax_HE80 SU mode_ANT 1 Lowest Channel (5 530 MHz)**

Frequency	Pol.	Reading	Ant. Factor	Amp.+Cable	DCF	Result	Limit	Margin
(MHz)	(V/H)	(dB(μV))	(dB)	(dB)	(dB)	(dB(μV/m))	(dB(μV/m))	(dB)
Peak data								
11 065.50 ¹⁾	H	57.97	38.21	-49.18	-	47.00	74.00	27.00
16 615.33	H	55.03	41.09	-47.20	-	48.92	68.20	19.28
Average Data								
No spurious emissions were detected within 20 dB of the limit								

802.11ax_HE80 SU mode_ANT 1 Highest Channel (5 610 MHz)

Frequency	Pol.	Reading	Ant. Factor	Amp.+Cable	DCF	Result	Limit	Margin
(MHz)	(V/H)	(dB(μV))	(dB)	(dB)	(dB)	(dB(μV/m))	(dB(μV/m))	(dB)
Peak data								
11 222.19 ¹⁾	V	57.77	38.24	-49.23	-	46.78	74.00	27.22
16 830.59	V	56.09	41.26	-46.90	-	50.45	68.20	17.75
Average Data								
No spurious emissions were detected within 20 dB of the limit								

802.11ax_HE80 SU mode_ANT 2 Lowest Channel (5 530 MHz)

Frequency	Pol.	Reading	Ant. Factor	Amp.+Cable	DCF	Result	Limit	Margin
(MHz)	(V/H)	(dB(μV))	(dB)	(dB)	(dB)	(dB(μV/m))	(dB(μV/m))	(dB)
Peak data								
11 056.16 ¹⁾	V	57.60	38.21	-49.18	-	46.63	74.00	27.37
16 582.98	V	54.17	41.07	-47.24	-	48.00	68.20	20.20
Average Data								
No spurious emissions were detected within 20 dB of the limit								

802.11ax_HE80 SU mode_ANT 2 Highest Channel (5 610 MHz)

Frequency	Pol.	Reading	Ant. Factor	Amp.+Cable	DCF	Result	Limit	Margin
(MHz)	(V/H)	(dB(μV))	(dB)	(dB)	(dB)	(dB(μV/m))	(dB(μV/m))	(dB)
Peak data								
11 221.47 ¹⁾	V	57.47	38.24	-49.23	-	46.48	74.00	27.52
16 835.27	V	54.74	41.27	-46.89	-	49.12	68.20	19.08
Average Data								
No spurious emissions were detected within 20 dB of the limit								

802.11ax_RU mode (HE 20 / 26T / RU offset 0)_ANT 1 Lowest Channel (5 500 MHz)

Frequency	Pol.	Reading	Ant. Factor	Amp.+Cable	DCF	Result	Limit	Margin
(MHz)	(V/H)	(dB(μV))	(dB)	(dB)	(dB)	(dB(μV/m))	(dB(μV/m))	(dB)
Peak data								
1 286.52	H	69.88	28.86	-48.46	-	50.28	68.20	17.92
11 013.03 ¹⁾	V	57.03	38.20	-49.17	-	46.06	74.00	27.94
16 499.61	V	55.56	41.20	-47.36	-	49.40	68.20	18.80
Average Data								
No spurious emissions were detected within 20 dB of the limit								

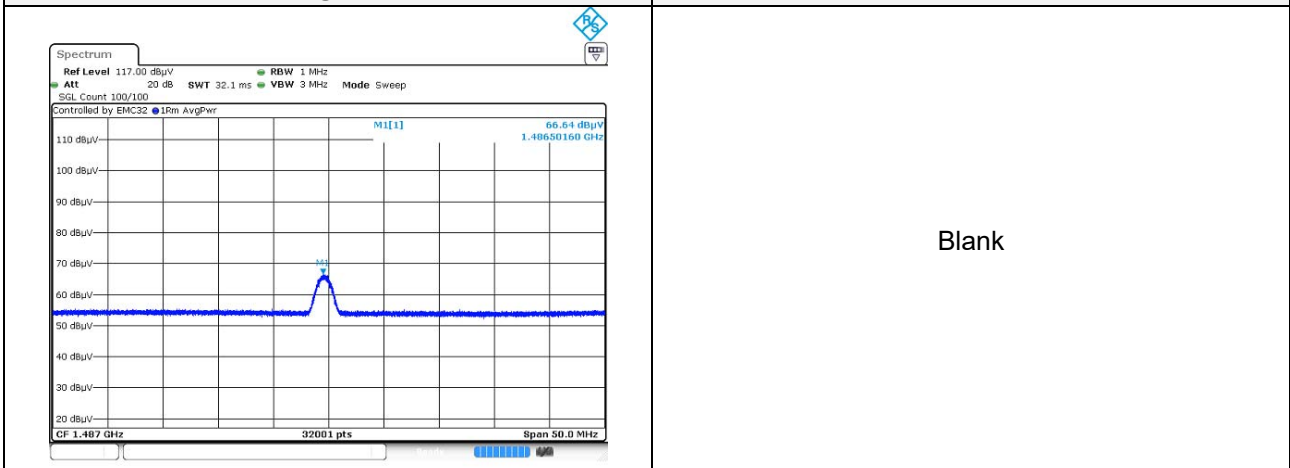
802.11ax_RU mode (HE 20 / 26T / RU offset 8)_ANT 1 Middle Channel (5 600 MHz)

Frequency	Pol.	Reading	Ant. Factor	Amp.+Cable	DCF	Result	Limit	Margin
(MHz)	(V/H)	(dB(μV))	(dB)	(dB)	(dB)	(dB(μV/m))	(dB(μV/m))	(dB)
Peak data								
11 203.50 ¹⁾	H	56.50	38.24	-49.22	-	45.52	74.00	28.48
16 805.80	V	55.17	41.24	-46.93	-	49.48	68.20	18.72
Average Data								
No spurious emissions were detected within 20 dB of the limit								

802.11ax_RU mode (HE 20 / 26T / RU offset 0)_ANT 1 Highest Channel (5 700 MHz)

Frequency	Pol.	Reading	Ant. Factor	Amp.+Cable	DCF	Result	Limit	Margin
(MHz)	(V/H)	(dB(μV))	(dB)	(dB)	(dB)	(dB(μV/m))	(dB(μV/m))	(dB)
Peak data								
1 486.50 ¹⁾	H	71.06	28.90	-47.88	-	52.08	74.00	21.92
11 391.81 ¹⁾	V	56.92	38.28	-49.27	-	45.93	74.00	28.07
17 110.19	H	53.86	40.63	-46.69	-	47.80	68.20	20.40
Average Data								
1 486.50 ¹⁾	H	66.64	28.90	-47.88	-	47.66	54.00	6.34

Average data



KCTL Inc.

65, Sinwon-ro, Yeongtong-gu,
Suwon-si, Gyeonggi-do, 16677, Korea
TEL: 82-31-285-0894 FAX: 82-505-299-8311
www.kctl.co.kr

Report No.:
KR21-SRF0163
Page (184) of (257)

**802.11ax_RU mode (HE 20 / 26T / RU offset 0)_ANT 2 Lowest Channel (5 500 MHz)**

Frequency	Pol.	Reading	Ant. Factor	Amp.+Cable	DCF	Result	Limit	Margin
(MHz)	(V/H)	(dB(μ V))	(dB)	(dB)	(dB)	(dB(μ V/m))	(dB(μ V/m))	(dB)
Peak data								
11 011.23 ¹⁾	H	56.98	38.20	-49.17	-	46.01	74.00	27.99
16 496.02	H	54.39	41.20	-47.35	-	48.24	68.20	19.96
Average Data								
No spurious emissions were detected within 20 dB of the limit								

802.11ax_RU mode (HE 20 / 26T / RU offset 8)_ANT 2 Middle Channel (5 600 MHz)

Frequency	Pol.	Reading	Ant. Factor	Amp.+Cable	DCF	Result	Limit	Margin
(MHz)	(V/H)	(dB(μ V))	(dB)	(dB)	(dB)	(dB(μ V/m))	(dB(μ V/m))	(dB)
Peak data								
11 211.05 ¹⁾	V	57.14	38.24	-49.22	-	46.16	74.00	27.84
16 812.98	V	54.87	41.25	-46.92	-	49.20	68.20	19.00
Average Data								
No spurious emissions were detected within 20 dB of the limit								

802.11ax_RU mode (HE 20 / 26T / RU offset 0)_ANT 2 Highest Channel (5 700 MHz)

Frequency	Pol.	Reading	Ant. Factor	Amp.+Cable	DCF	Result	Limit	Margin
(MHz)	(V/H)	(dB(μ V))	(dB)	(dB)	(dB)	(dB(μ V/m))	(dB(μ V/m))	(dB)
Peak data								
11 392.53 ¹⁾	H	56.78	38.28	-49.27	-	45.79	74.00	28.21
17 097.25	V	53.05	40.64	-46.69	-	47.00	68.20	21.20
Average Data								
No spurious emissions were detected within 20 dB of the limit								

802.11ax_RU mode (HE 40 / 26T / RU offset 0)_ANT 1 Lowest Channel (5 510 MHz)

Frequency	Pol.	Reading	Ant. Factor	Amp.+Cable	DCF	Result	Limit	Margin
(MHz)	(V/H)	(dB(μ V))	(dB)	(dB)	(dB)	(dB(μ V/m))	(dB(μ V/m))	(dB)
Peak data								
1 286.52	H	72.56	28.86	-48.46	-	52.96	68.20	15.24
11 007.64 ¹⁾	H	56.76	38.20	-49.17	-	45.79	74.00	28.21
16 544.17	V	54.75	41.04	-47.30	-	48.49	68.20	19.71
Average Data								
No spurious emissions were detected within 20 dB of the limit								

KCTL Inc.

65, Sinwon-ro, Yeongtong-gu,
Suwon-si, Gyeonggi-do, 16677, Korea
TEL: 82-31-285-0894 FAX: 82-505-299-8311
www.kctl.co.kr

Report No.:
KR21-SRF0163
Page (185) of (257)

**802.11ax_RU mode (HE 40 / 26T / RU offset 17)_ANT 1 Middle Channel (5 590 MHz)**

Frequency	Pol.	Reading	Ant. Factor	Amp.+Cable	DCF	Result	Limit	Margin
(MHz)	(V/H)	(dB(μ V))	(dB)	(dB)	(dB)	(dB(μ V/m))	(dB(μ V/m))	(dB)
Peak data								
1 403.05 ¹⁾	H	69.31	28.88	-48.54	-	49.65	74.00	24.35
11 165.77 ¹⁾	H	56.09	38.23	-49.21	-	45.11	74.00	28.89
16 767.34	V	56.54	41.21	-46.99	-	50.76	68.20	17.44
Average Data								
No spurious emissions were detected within 20 dB of the limit								

802.11ax_RU mode (HE 40 / 26T / RU offset 17)_ANT 1 Highest Channel (5 670 MHz)

Frequency	Pol.	Reading	Ant. Factor	Amp.+Cable	DCF	Result	Limit	Margin
(MHz)	(V/H)	(dB(μ V))	(dB)	(dB)	(dB)	(dB(μ V/m))	(dB(μ V/m))	(dB)
Peak data								
1 482.99 ¹⁾	H	72.76	28.90	-47.90	-	53.76	74.00	20.24
11 347.25 ¹⁾	H	58.72	38.27	-49.26	-	47.73	74.00	26.27
17 019.27	V	55.52	40.69	-46.67	-	49.54	68.20	18.66
Average Data								
1 482.99 ¹⁾	H	67.29	28.90	-47.90	-	48.29	54.00	5.71
Average data								
						Blank		

802.11ax_RU mode (HE 40 / 26T / RU offset 0)_ANT 2 Lowest Channel (5 510 MHz)

Frequency	Pol.	Reading	Ant. Factor	Amp.+Cable	DCF	Result	Limit	Margin
(MHz)	(V/H)	(dB(μ V))	(dB)	(dB)	(dB)	(dB(μ V/m))	(dB(μ V/m))	(dB)
Peak data								
11 013.03 ¹⁾	H	56.80	38.20	-49.17	-	45.83	74.00	28.17
16 530.16	V	53.44	41.02	-47.32	-	47.14	68.20	21.06
Average Data								
No spurious emissions were detected within 20 dB of the limit								

KCTL Inc.

65, Sinwon-ro, Yeongtong-gu,
Suwon-si, Gyeonggi-do, 16677, Korea
TEL: 82-31-285-0894 FAX: 82-505-299-8311
www.kctl.co.kr

Report No.:
KR21-SRF0163
Page (186) of (257)

**802.11ax_RU mode (HE 40 / 26T / RU offset 0)_ANT 2 Middle Channel (5 590 MHz)**

Frequency	Pol.	Reading	Ant. Factor	Amp.+Cable	DCF	Result	Limit	Margin
(MHz)	(V/H)	(dB(μ V))	(dB)	(dB)	(dB)	(dB(μ V/m))	(dB(μ V/m))	(dB)
Peak data								
11 803.30 ¹⁾	H	57.81	38.54	-49.55	-	46.80	74.00	27.20
16 770.58	V	53.94	41.22	-46.98	-	48.18	68.20	20.02
Average Data								
No spurious emissions were detected within 20 dB of the limit								

802.11ax_RU mode (HE 40 / 26T / RU offset 0)_ANT 2 Highest Channel (5 670 MHz)

Frequency	Pol.	Reading	Ant. Factor	Amp.+Cable	DCF	Result	Limit	Margin
(MHz)	(V/H)	(dB(μ V))	(dB)	(dB)	(dB)	(dB(μ V/m))	(dB(μ V/m))	(dB)
Peak data								
11 339.70 ¹⁾	V	57.57	38.27	-49.26	-	46.58	74.00	27.42
17 012.80	H	55.77	40.69	-46.67	-	49.79	68.20	18.41
Average Data								
No spurious emissions were detected within 20 dB of the limit								

802.11ax_RU mode (HE 80 / 26T / RU offset 0)_ANT 1 Lowest Channel (5 530 MHz)

Frequency	Pol.	Reading	Ant. Factor	Amp.+Cable	DCF	Result	Limit	Margin
(MHz)	(V/H)	(dB(μ V))	(dB)	(dB)	(dB)	(dB(μ V/m))	(dB(μ V/m))	(dB)
Peak data								
1 287.03	H	71.30	28.86	-48.46	-	51.70	68.20	16.50
11 061.19 ¹⁾	V	57.78	38.21	-49.18	-	46.81	74.00	27.19
16 588.73	V	53.57	41.07	-47.24	-	47.40	68.20	20.80
Average Data								
No spurious emissions were detected within 20 dB of the limit								

KCTL Inc.

65, Sinwon-ro, Yeongtong-gu,
Suwon-si, Gyeonggi-do, 16677, Korea
TEL: 82-31-285-0894 FAX: 82-505-299-8311
www.kctl.co.kr

Report No.:
KR21-SRF0163
Page (187) of (257)



802.11ax_RU mode (HE 80 / 26T / RU offset 36)_ANT 1 Highest Channel (5 610 MHz)

Frequency	Pol.	Reading	Ant. Factor	Amp.+Cable	DCF	Result	Limit	Margin
(MHz)	(V/H)	(dB(μV))	(dB)	(dB)	(dB)	(dB(μV/m))	(dB(μV/m))	(dB)
Peak data								
1 443.02 ¹⁾	H	71.73	28.89	-48.22	-	52.40	74.00	21.60
11 217.88 ¹⁾	V	57.31	38.24	-49.23	-	46.32	74.00	27.68
16 840.66	H	56.12	41.27	-46.88	-	50.51	68.20	17.69
Average Data								
1 443.02 ¹⁾	H	65.36	28.89	-48.22	-	46.03	54.00	7.97
Average data					Blank			

802.11ax_RU mode (HE 80 / 26T / RU offset 0)_ANT 2 Lowest Channel (5 530 MHz)

Frequency	Pol.	Reading	Ant. Factor	Amp.+Cable	DCF	Result	Limit	Margin
(MHz)	(V/H)	(dB(μV))	(dB)	(dB)	(dB)	(dB(μV/m))	(dB(μV/m))	(dB)
Peak data								
11 058.31 ¹⁾	H	55.70	38.21	-49.18	-	44.73	74.00	29.27
16 600.59	V	52.41	41.08	-47.22	-	46.27	68.20	21.93
Average Data								
No spurious emissions were detected within 20 dB of the limit								

802.11ax_RU mode (HE 80 / 26T / RU offset 0)_ANT 2 Highest Channel (5 610 MHz)

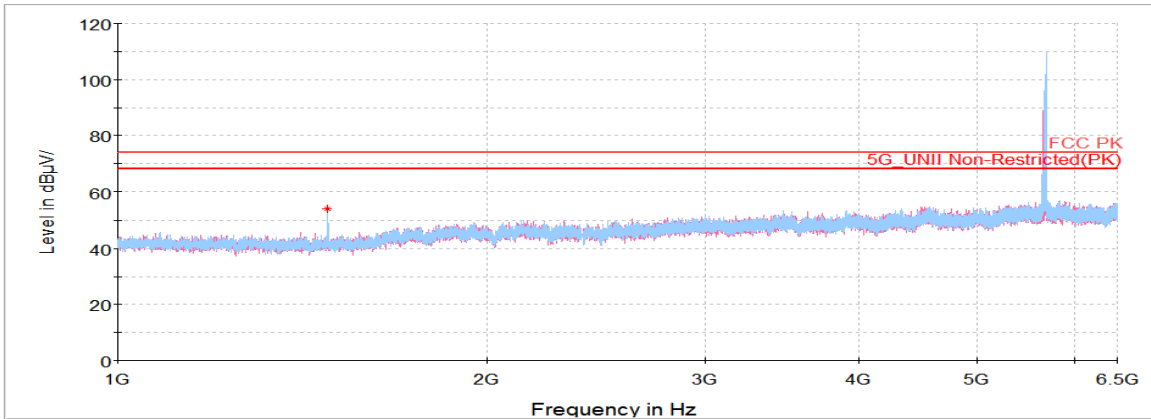
Frequency	Pol.	Reading	Ant. Factor	Amp.+Cable	DCF	Result	Limit	Margin
(MHz)	(V/H)	(dB(μV))	(dB)	(dB)	(dB)	(dB(μV/m))	(dB(μV/m))	(dB)
Peak data								
11 222.91 ¹⁾	H	57.03	38.24	-49.23	-	46.04	74.00	27.96
16 831.67	H	54.46	41.27	-46.90	-	48.83	68.20	19.37
Average Data								
No spurious emissions were detected within 20 dB of the limit								

Plot of Harmonics and Spurious Emissions

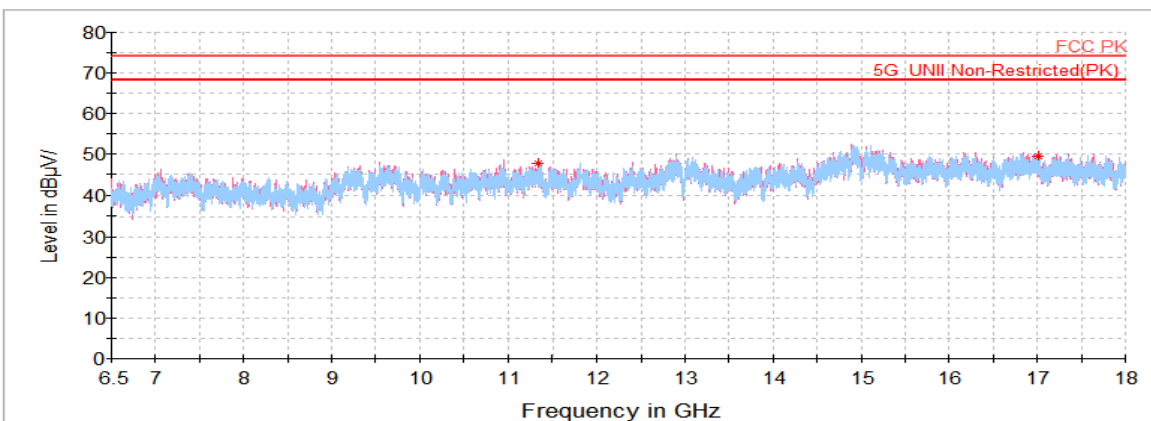
In order to simplify the report, attached plots were only the lowest margin condition

UNII-2C_802.11ax_RU mode (HE 40 / 26T / RU offset 17)_ANT 1 Highest Channel (5 670 MHz)

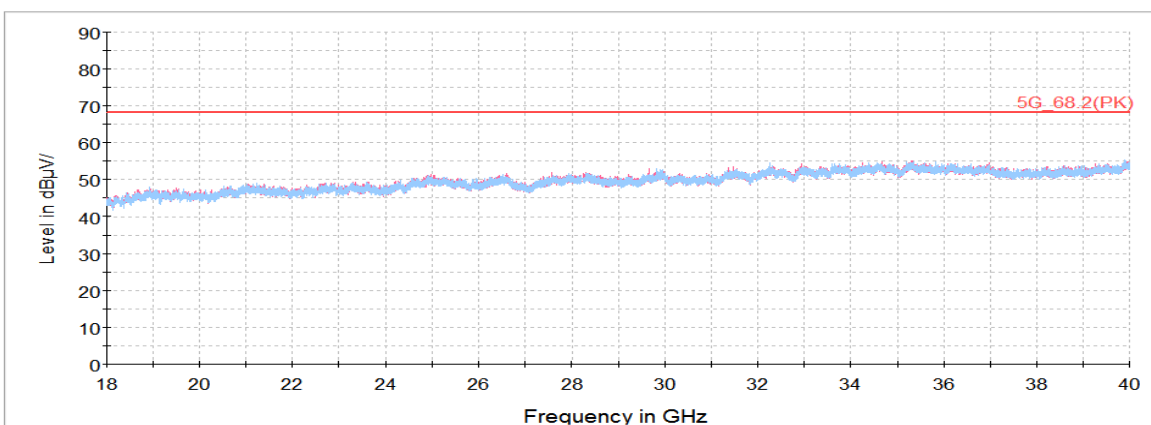
Horizontal/Vertical for 1 GHz ~ 6.5 GHz



Horizontal/Vertical for 6.5 GHz ~ 18 GHz



Horizontal/Vertical for 18 GHz ~ 40 GHz



KCTL Inc.

65, Sinwon-ro, Yeongtong-gu,
Suwon-si, Gyeonggi-do, 16677, Korea
TEL: 82-31-285-0894 FAX: 82-505-299-8311
www.kctl.co.kr

Report No.:
KR21-SRF0163
Page (189) of (257)

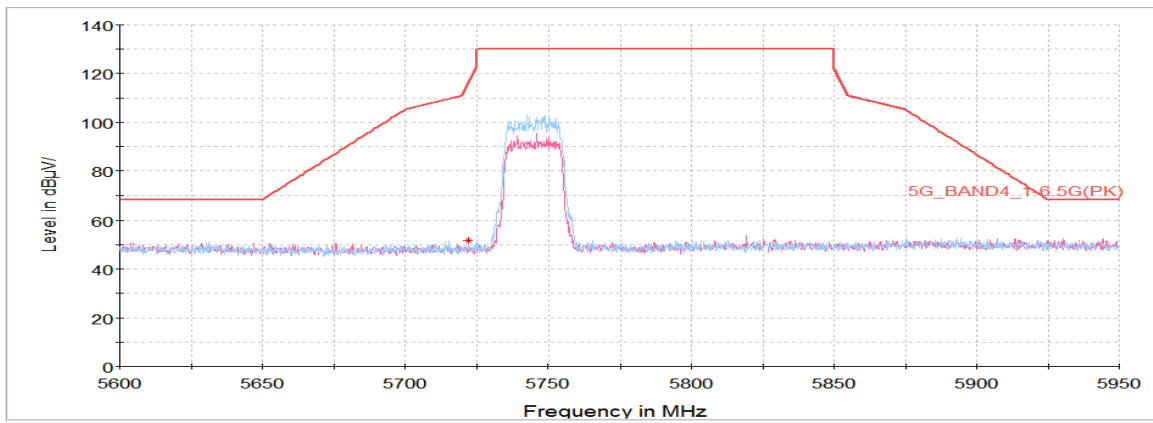


UNII-3 Tx (SISO) Bandedge (Lowest Channel)

802.11ax_HE20 SU mode_ANT 1 Lowest Channel (5 745 MHz)

Frequency	Pol.	Reading	Ant. Factor	Amp.+Cable	DCF	Result	Limit	Margin
(MHz)	(V/H)	(dB(μ V))	(dB)	(dB)	(dB)	(dB(μ V/m))	(dB(μ V/m))	(dB)
Peak data								
5 722.27	H	42.15	35.02	-25.60	-	51.57	115.97	64.40

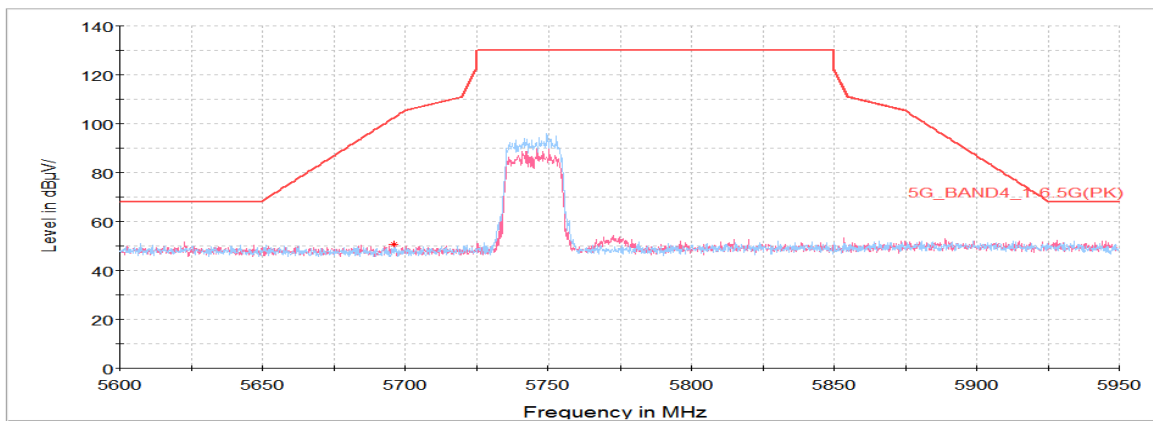
Horizontal/Vertical for Band-edge



802.11ax_HE20 SU mode_ANT 2 Lowest Channel (5 745 MHz)

Frequency	Pol.	Reading	Ant. Factor	Amp.+Cable	DCF	Result	Limit	Margin
(MHz)	(V/H)	(dB(μ V))	(dB)	(dB)	(dB)	(dB(μ V/m))	(dB(μ V/m))	(dB)
Peak data								
5 696.31	V	41.65	35.00	-26.00	-	50.65	102.47	51.82

Horizontal/Vertical for Band-edge



KCTL Inc.

65, Sinwon-ro, Yeongtong-gu,
Suwon-si, Gyeonggi-do, 16677, Korea
TEL: 82-31-285-0894 FAX: 82-505-299-8311
www.kctl.co.kr

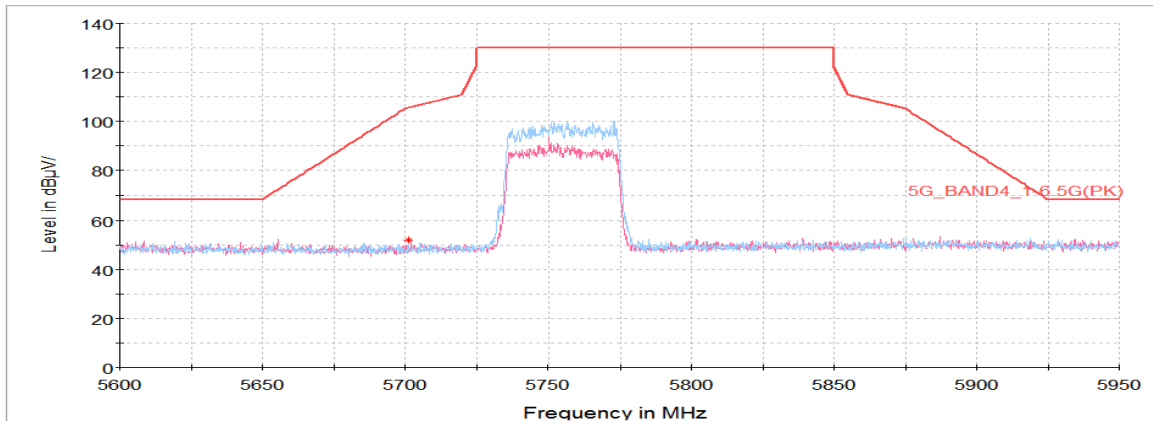
Report No.:
KR21-SRF0163
Page (190) of (257)



802.11ax_HE40 SU mode_ANT 1 Lowest Channel (5 755 MHz)

Frequency	Pol.	Reading	Ant. Factor	Amp.+Cable	DCF	Result	Limit	Margin
(MHz)	(V/H)	(dB(μ V))	(dB)	(dB)	(dB)	(dB(μ V/m))	(dB(μ V/m))	(dB)
Peak data								
5 701.13	H	42.83	35.00	-26.01	-	51.82	105.52	53.69

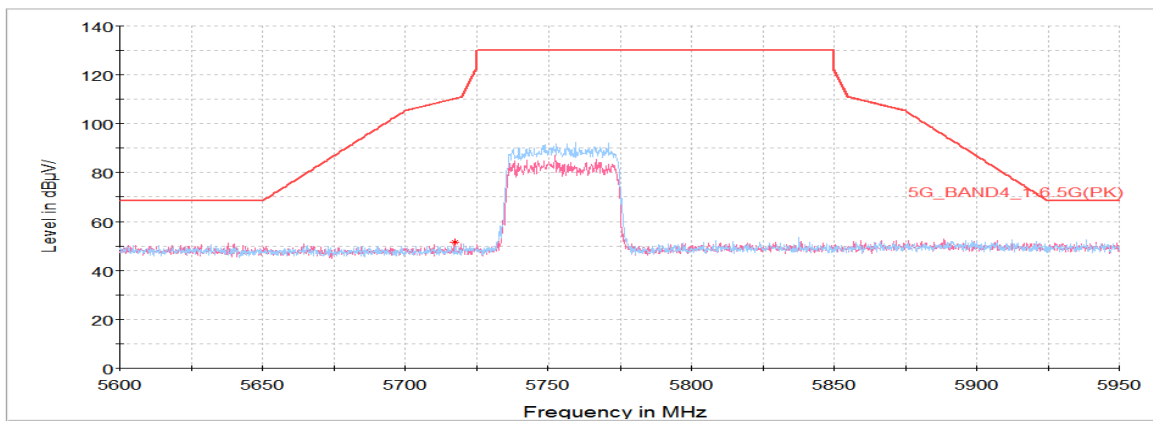
Horizontal/Vertical for Band-edge



802.11ax_HE40 SU mode_ANT 2 Lowest Channel (5 755 MHz)

Frequency	Pol.	Reading	Ant. Factor	Amp.+Cable	DCF	Result	Limit	Margin
(MHz)	(V/H)	(dB(μ V))	(dB)	(dB)	(dB)	(dB(μ V/m))	(dB(μ V/m))	(dB)
Peak data								
5 717.45	V	42.17	35.02	-25.69	-	51.50	110.09	58.59

Horizontal/Vertical for Band-edge



KCTL Inc.

65, Sinwon-ro, Yeongtong-gu,
Suwon-si, Gyeonggi-do, 16677, Korea
TEL: 82-31-285-0894 FAX: 82-505-299-8311
www.kctl.co.kr

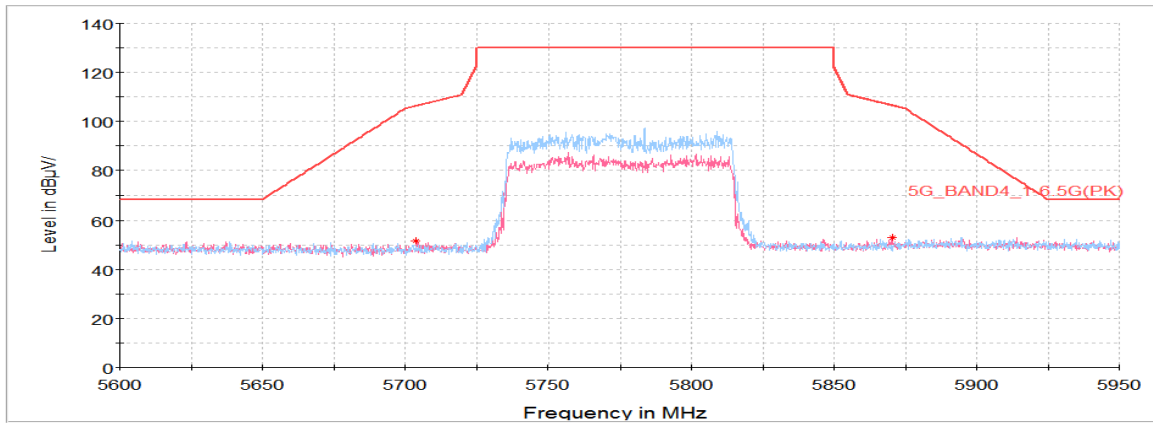
Report No.:
KR21-SRF0163
Page (191) of (257)



802.11ax_HE80 SU mode_ANT 1 Middle Channel (5 775 MHz)

Frequency	Pol.	Reading	Ant. Factor	Amp.+Cable	DCF	Result	Limit	Margin
(MHz)	(V/H)	(dB(μ V))	(dB)	(dB)	(dB)	(dB(μ V/m))	(dB(μ V/m))	(dB)
Peak data								
5 704.05	H	42.51	35.00	-25.95	-	51.56	106.33	54.77

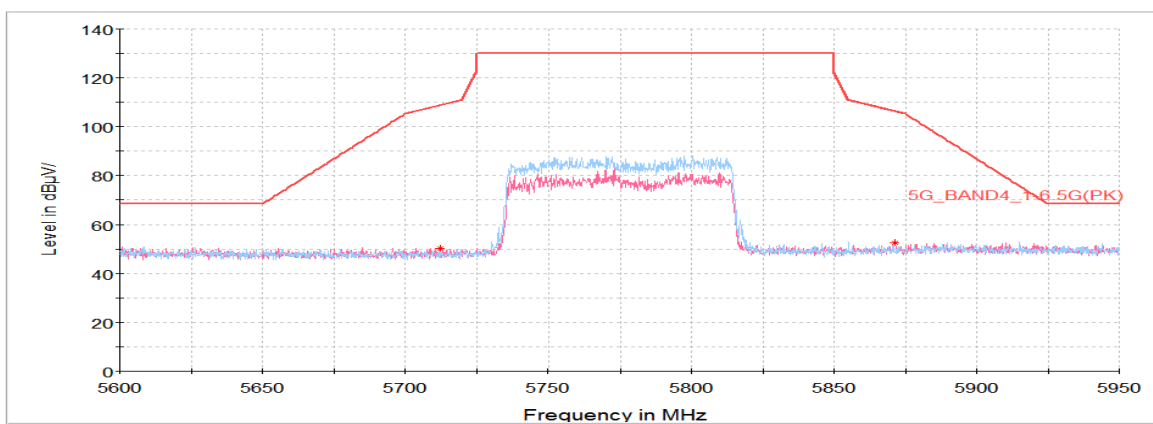
Horizontal/Vertical for Band-edge



802.11ax_HE80 SU mode_ANT 2 Middle Channel (5 775 MHz)

Frequency	Pol.	Reading	Ant. Factor	Amp.+Cable	DCF	Result	Limit	Margin
(MHz)	(V/H)	(dB(μ V))	(dB)	(dB)	(dB)	(dB(μ V/m))	(dB(μ V/m))	(dB)
Peak data								
5 712.47	H	41.03	35.01	-25.79	-	50.25	108.69	58.44

Horizontal/Vertical for Band-edge



KCTL Inc.

65, Sinwon-ro, Yeongtong-gu,
Suwon-si, Gyeonggi-do, 16677, Korea
TEL: 82-31-285-0894 FAX: 82-505-299-8311
www.kctl.co.kr

Report No.:
KR21-SRF0163
Page (192) of (257)

**802.11ax_RU mode (HE 80 / 484T / RU offset 65)_ANT 1 Middle Channel (5 775 MHz)**

Frequency	Pol.	Reading	Ant. Factor	Amp.+Cable	DCF	Result	Limit	Margin
(MHz)	(V/H)	(dB(μ V))	(dB)	(dB)	(dB)	(dB(μ V/m))	(dB(μ V/m))	(dB)
Peak data								
5 724.50	H	47.93	35.02	-25.56	-	57.39	121.06	63.67

802.11ax_RU mode (HE 80 / 484T / RU offset 65)_ANT 2 Middle Channel (5 775 MHz)

Frequency	Pol.	Reading	Ant. Factor	Amp.+Cable	DCF	Result	Limit	Margin
(MHz)	(V/H)	(dB(μ V))	(dB)	(dB)	(dB)	(dB(μ V/m))	(dB(μ V/m))	(dB)
Peak data								
5 724.33	H	49.96	35.02	-25.56	-	59.42	120.67	61.25

802.11ax_RU mode (HE 80 / 242T / RU offset 61)_ANT 1 Middle Channel (5 775 MHz)

Frequency	Pol.	Reading	Ant. Factor	Amp.+Cable	DCF	Result	Limit	Margin
(MHz)	(V/H)	(dB(μ V))	(dB)	(dB)	(dB)	(dB(μ V/m))	(dB(μ V/m))	(dB)
Peak data								
5 723.81	V	51.48	35.02	-25.57	-	60.93	119.49	58.56

802.11ax_RU mode (HE 40 / 242T / RU offset 61)_ANT 2 Lowest Channel (5 755 MHz)

Frequency	Pol.	Reading	Ant. Factor	Amp.+Cable	DCF	Result	Limit	Margin
(MHz)	(V/H)	(dB(μ V))	(dB)	(dB)	(dB)	(dB(μ V/m))	(dB(μ V/m))	(dB)
Peak data								
5 705.94	H	42.14	35.01	-25.92	-	51.23	106.86	55.63

802.11ax_RU mode (HE 40 / 106T / RU offset 53)_ANT 1 Lowest Channel (5 755 MHz)

Frequency	Pol.	Reading	Ant. Factor	Amp.+Cable	DCF	Result	Limit	Margin
(MHz)	(V/H)	(dB(μ V))	(dB)	(dB)	(dB)	(dB(μ V/m))	(dB(μ V/m))	(dB)
Peak data								
5 721.75	V	48.34	35.02	-25.61	-	57.75	114.79	57.04

802.11ax_RU mode (HE 40 / 106T / RU offset 53)_ANT 2 Lowest Channel (5 755 MHz)

Frequency	Pol.	Reading	Ant. Factor	Amp.+Cable	DCF	Result	Limit	Margin
(MHz)	(V/H)	(dB(μ V))	(dB)	(dB)	(dB)	(dB(μ V/m))	(dB(μ V/m))	(dB)
Peak data								
5 723.64	V	42.25	35.02	-25.57	-	51.70	119.10	67.40

KCTL Inc.

65, Sinwon-ro, Yeongtong-gu,
Suwon-si, Gyeonggi-do, 16677, Korea
TEL: 82-31-285-0894 FAX: 82-505-299-8311
www.kctl.co.kr

Report No.:
KR21-SRF0163
Page (193) of (257)

**802.11ax_RU mode (HE 80 / 52T / RU offset 37)_ANT 1 Middle Channel (5 775 MHz)**

Frequency	Pol.	Reading	Ant. Factor	Amp.+Cable	DCF	Result	Limit	Margin
(MHz)	(V/H)	(dB(μ V))	(dB)	(dB)	(dB)	(dB(μ V/m))	(dB(μ V/m))	(dB)
Peak data								
5 723.13	V	56.11	35.02	-25.58	-	65.55	117.93	52.38

802.11ax_RU mode (HE 40 / 52T / RU offset 37)_ANT 2 Lowest Channel (5 755 MHz)

Frequency	Pol.	Reading	Ant. Factor	Amp.+Cable	DCF	Result	Limit	Margin
(MHz)	(V/H)	(dB(μ V))	(dB)	(dB)	(dB)	(dB(μ V/m))	(dB(μ V/m))	(dB)
Peak data								
5 723.64	H	41.32	35.02	-25.57	-	50.77	119.10	68.33

802.11ax_RU mode (HE 80 / 26T / RU offset 0)_ANT 1 Middle Channel (5 775 MHz)

Frequency	Pol.	Reading	Ant. Factor	Amp.+Cable	DCF	Result	Limit	Margin
(MHz)	(V/H)	(dB(μ V))	(dB)	(dB)	(dB)	(dB(μ V/m))	(dB(μ V/m))	(dB)
Peak data								
5 722.61	H	55.16	35.02	-25.59	-	64.59	116.75	52.16

802.11ax_RU mode (HE 20 / 26T / RU offset 0)_ANT 2 Lowest Channel (5 745 MHz)

Frequency	Pol.	Reading	Ant. Factor	Amp.+Cable	DCF	Result	Limit	Margin
(MHz)	(V/H)	(dB(μ V))	(dB)	(dB)	(dB)	(dB(μ V/m))	(dB(μ V/m))	(dB)
Peak data								
5 714.70	H	42.92	35.01	-25.75	-	52.18	109.32	57.14

KCTL Inc.

65, Sinwon-ro, Yeongtong-gu,
Suwon-si, Gyeonggi-do, 16677, Korea
TEL: 82-31-285-0894 FAX: 82-505-299-8311
www.kctl.co.kr

Report No.:
KR21-SRF0163
Page (194) of (257)

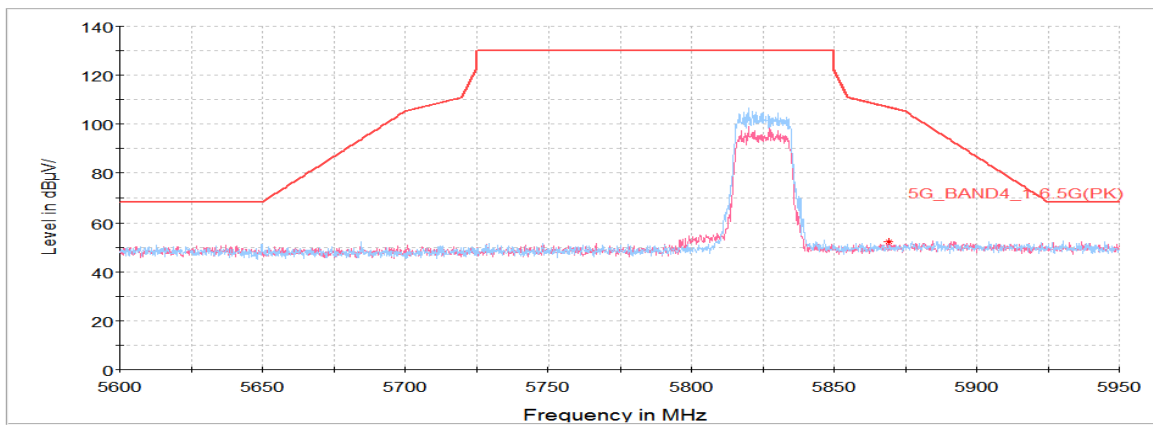


UNII-3 1Tx (SISO) Bandedge (Highest Channel)

802.11ax_HE20 SU mode_ANT 1 Highest Channel (5 825 MHz)

Frequency	Pol.	Reading	Ant. Factor	Amp.+Cable	DCF	Result	Limit	Margin
(MHz)	(V/H)	(dB(μ V))	(dB)	(dB)	(dB)	(dB(μ V/m))	(dB(μ V/m))	(dB)
Peak data								
5 869.22	H	40.75	35.17	-23.76	-	52.16	106.82	54.66

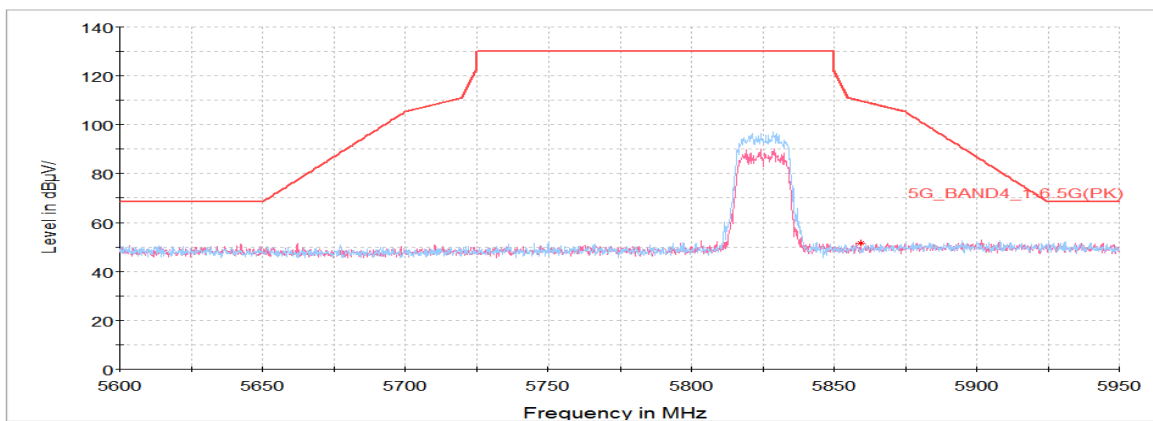
Horizontal/Vertical for Band-edge



802.11ax_HE20 SU mode_ANT 2 Highest Channel (5 825 MHz)

Frequency	Pol.	Reading	Ant. Factor	Amp.+Cable	DCF	Result	Limit	Margin
(MHz)	(V/H)	(dB(μ V))	(dB)	(dB)	(dB)	(dB(μ V/m))	(dB(μ V/m))	(dB)
Peak data								
5 859.25	V	40.18	35.16	-23.81	-	51.53	109.61	58.08

Horizontal/Vertical for Band-edge



KCTL Inc.

65, Sinwon-ro, Yeongtong-gu,
Suwon-si, Gyeonggi-do, 16677, Korea
TEL: 82-31-285-0894 FAX: 82-505-299-8311
www.kctl.co.kr

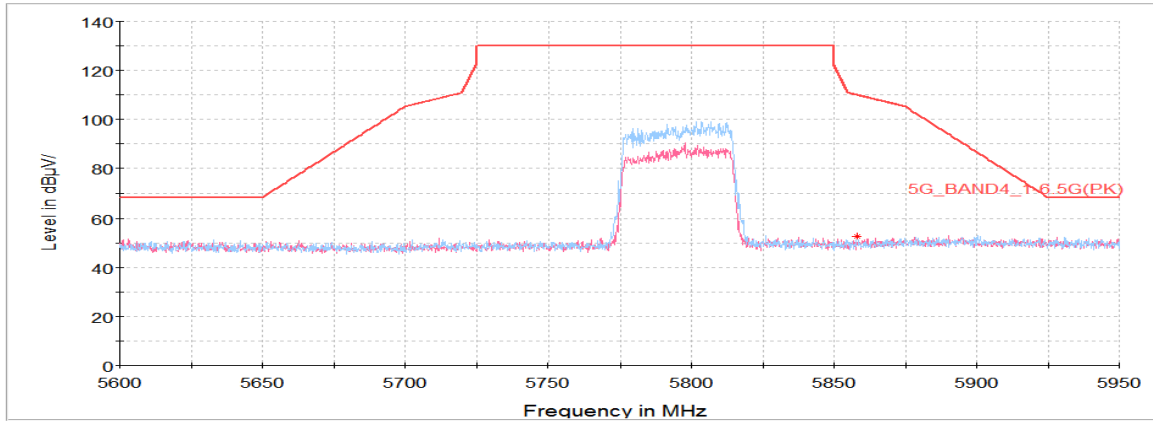
Report No.:
KR21-SRF0163
Page (195) of (257)



802.11ax_HE40 SU mode_ANT 1 Highest Channel (5 795 MHz)

Frequency	Pol.	Reading	Ant. Factor	Amp.+Cable	DCF	Result	Limit	Margin
(MHz)	(V/H)	(dB(μ V))	(dB)	(dB)	(dB)	(dB(μ V/m))	(dB(μ V/m))	(dB)
Peak data								
5 858.22	H	41.16	35.16	-23.81	-	52.51	109.90	57.39

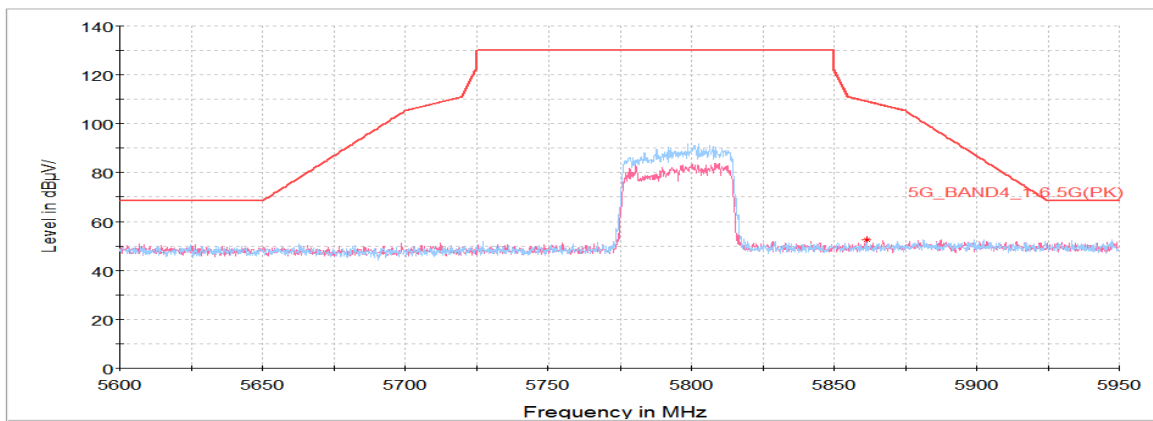
Horizontal/Vertical for Band-edge



802.11ax_HE40 SU mode_ANT 2 Highest Channel (5 795 MHz)

Frequency	Pol.	Reading	Ant. Factor	Amp.+Cable	DCF	Result	Limit	Margin
(MHz)	(V/H)	(dB(μ V))	(dB)	(dB)	(dB)	(dB(μ V/m))	(dB(μ V/m))	(dB)
Peak data								
5 861.48	H	41.41	35.16	-23.80	-	52.77	108.98	56.22

Horizontal/Vertical for Band-edge



KCTL Inc.

65, Sinwon-ro, Yeongtong-gu,
Suwon-si, Gyeonggi-do, 16677, Korea
TEL: 82-31-285-0894 FAX: 82-505-299-8311
www.kctl.co.kr

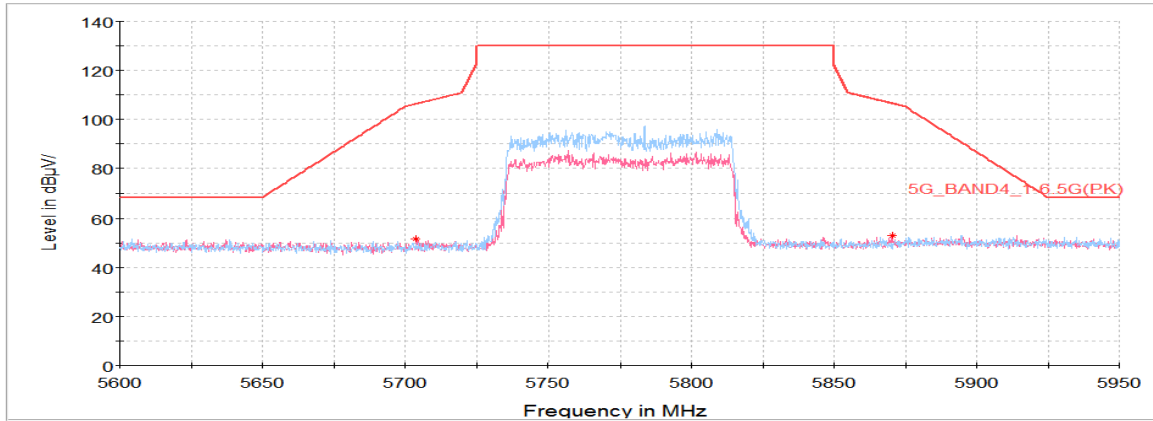
Report No.:
KR21-SRF0163
Page (196) of (257)



802.11ax_HE80 SU mode_ANT 1 Middle Channel (5 775 MHz)

Frequency	Pol.	Reading	Ant. Factor	Amp.+Cable	DCF	Result	Limit	Margin
(MHz)	(V/H)	(dB(μ V))	(dB)	(dB)	(dB)	(dB(μ V/m))	(dB(μ V/m))	(dB)
Peak data								
5 870.42	H	41.56	35.17	-23.75	-	52.98	106.48	53.50

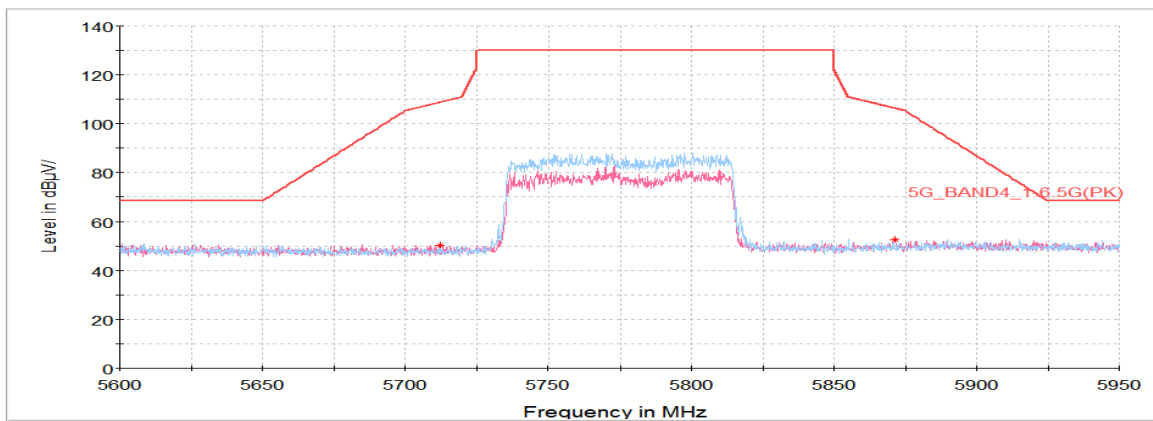
Horizontal/Vertical for Band-edge



802.11ax_HE80 SU mode_ANT 2 Middle Channel (5 775 MHz)

Frequency	Pol.	Reading	Ant. Factor	Amp.+Cable	DCF	Result	Limit	Margin
(MHz)	(V/H)	(dB(μ V))	(dB)	(dB)	(dB)	(dB(μ V/m))	(dB(μ V/m))	(dB)
Peak data								
5 871.28	V	41.36	35.17	-23.75	-	52.78	106.24	53.46

Horizontal/Vertical for Band-edge



KCTL Inc.

65, Sinwon-ro, Yeongtong-gu,
Suwon-si, Gyeonggi-do, 16677, Korea
TEL: 82-31-285-0894 FAX: 82-505-299-8311
www.kctl.co.kr

Report No.:
KR21-SRF0163
Page (197) of (257)

**802.11ax_RU mode (HE 80 / 484T / RU offset 66)_ANT 1 Middle Channel (5 775 MHz)**

Frequency	Pol.	Reading	Ant. Factor	Amp.+Cable	DCF	Result	Limit	Margin
(MHz)	(V/H)	(dB(μ V))	(dB)	(dB)	(dB)	(dB(μ V/m))	(dB(μ V/m))	(dB)
Peak data								
5 872.31	H	41.47	35.17	-23.74	-	52.90	105.95	53.05

802.11ax_RU mode (HE 80 / 484T / RU offset 66)_ANT 2 Middle Channel (5 775 MHz)

Frequency	Pol.	Reading	Ant. Factor	Amp.+Cable	DCF	Result	Limit	Margin
(MHz)	(V/H)	(dB(μ V))	(dB)	(dB)	(dB)	(dB(μ V/m))	(dB(μ V/m))	(dB)
Peak data								
5 875.92	H	41.27	35.18	-23.73	-	52.72	104.52	51.80

802.11ax_RU mode (HE 80 / 242T / RU offset 64)_ANT 1 Middle Channel (5 775 MHz)

Frequency	Pol.	Reading	Ant. Factor	Amp.+Cable	DCF	Result	Limit	Margin
(MHz)	(V/H)	(dB(μ V))	(dB)	(dB)	(dB)	(dB(μ V/m))	(dB(μ V/m))	(dB)
Peak data								
5 865.27	V	41.37	35.17	-23.78	-	52.76	107.93	55.17

802.11ax_RU mode (HE 40 / 242T / RU offset 62)_ANT 2 Highest Channel (5 795 MHz)

Frequency	Pol.	Reading	Ant. Factor	Amp.+Cable	DCF	Result	Limit	Margin
(MHz)	(V/H)	(dB(μ V))	(dB)	(dB)	(dB)	(dB(μ V/m))	(dB(μ V/m))	(dB)
Peak data								
5 865.44	H	41.12	35.17	-23.78	-	52.51	107.88	55.37

802.11ax_RU mode (HE 80 / 106T / RU offset 60)_ANT 1 Middle Channel (5 775 MHz)

Frequency	Pol.	Reading	Ant. Factor	Amp.+Cable	DCF	Result	Limit	Margin
(MHz)	(V/H)	(dB(μ V))	(dB)	(dB)	(dB)	(dB(μ V/m))	(dB(μ V/m))	(dB)
Peak data								
5 851.69	V	41.66	35.15	-23.84	-	52.97	118.35	65.39

802.11ax_RU mode (HE 40 / 106T / RU offset 56)_ANT 2 Highest Channel (5 795 MHz)

Frequency	Pol.	Reading	Ant. Factor	Amp.+Cable	DCF	Result	Limit	Margin
(MHz)	(V/H)	(dB(μ V))	(dB)	(dB)	(dB)	(dB(μ V/m))	(dB(μ V/m))	(dB)
Peak data								
5 871.28	H	42.27	35.17	-23.75	-	53.69	106.24	52.55

KCTL Inc.

65, Sinwon-ro, Yeongtong-gu,
Suwon-si, Gyeonggi-do, 16677, Korea
TEL: 82-31-285-0894 FAX: 82-505-299-8311
www.kctl.co.kr

Report No.:
KR21-SRF0163
Page (198) of (257)

**802.11ax_RU mode (HE 80 / 52T / RU offset 52)_ANT 1 Middle Channel (5 775 MHz)**

Frequency	Pol.	Reading	Ant. Factor	Amp.+Cable	DCF	Result	Limit	Margin
(MHz)	(V/H)	(dB(μ V))	(dB)	(dB)	(dB)	(dB(μ V/m))	(dB(μ V/m))	(dB)
Peak data								
5 876.27	V	41.39	35.18	-23.72	-	52.85	104.26	51.41

802.11ax_RU mode (HE 40 / 52T / RU offset 44)_ANT 2 Highest Channel (5 795 MHz)

Frequency	Pol.	Reading	Ant. Factor	Amp.+Cable	DCF	Result	Limit	Margin
(MHz)	(V/H)	(dB(μ V))	(dB)	(dB)	(dB)	(dB(μ V/m))	(dB(μ V/m))	(dB)
Peak data								
5 882.11	V	41.62	35.18	-23.70	-	53.10	99.94	46.83

802.11ax_RU mode (HE 80 / 26T / RU offset 36)_ANT 1 Middle Channel (5 775 MHz)

Frequency	Pol.	Reading	Ant. Factor	Amp.+Cable	DCF	Result	Limit	Margin
(MHz)	(V/H)	(dB(μ V))	(dB)	(dB)	(dB)	(dB(μ V/m))	(dB(μ V/m))	(dB)
Peak data								
5 864.92	V	41.16	35.16	-23.78	-	52.54	108.02	55.48

802.11ax_RU mode (HE 20 / 26T / RU offset 8)_ANT 2 Highest Channel (5 825 MHz)

Frequency	Pol.	Reading	Ant. Factor	Amp.+Cable	DCF	Result	Limit	Margin
(MHz)	(V/H)	(dB(μ V))	(dB)	(dB)	(dB)	(dB(μ V/m))	(dB(μ V/m))	(dB)
Peak data								
5 863.72	H	41.74	35.16	-23.78	-	53.12	108.36	55.24

KCTL Inc.

65, Sinwon-ro, Yeongtong-gu,
Suwon-si, Gyeonggi-do, 16677, Korea
TEL: 82-31-285-0894 FAX: 82-505-299-8311
www.kctl.co.kr

Report No.:
KR21-SRF0163
Page (199) of (257)

**UNII-3 1Tx (SISO) Harmonics and Spurious Emissions****802.11ax_HE20 SU mode_ANT 1 Lowest Channel (5 745 MHz)**

Frequency	Pol.	Reading	Ant. Factor	Amp.+Cable	DCF	Result	Limit	Margin
(MHz)	(V/H)	(dB(μ V))	(dB)	(dB)	(dB)	(dB(μ V/m))	(dB(μ V/m))	(dB)
Peak data								
11 490.64 ¹⁾	H	57.61	38.30	-49.30	-	46.61	74.00	27.39
17 234.53	H	55.43	40.56	-46.73	-	49.26	68.20	18.94
Average Data								
No spurious emissions were detected within 20 dB of the limit								

802.11ax_HE20 SU mode_ANT 1 Middle Channel (5 785 MHz)

Frequency	Pol.	Reading	Ant. Factor	Amp.+Cable	DCF	Result	Limit	Margin
(MHz)	(V/H)	(dB(μ V))	(dB)	(dB)	(dB)	(dB(μ V/m))	(dB(μ V/m))	(dB)
Peak data								
11 581.20 ¹⁾	V	57.66	38.36	-49.37	-	46.65	74.00	27.35
17 344.50	V	56.43	40.49	-46.76	-	50.16	68.20	18.04
Average Data								
No spurious emissions were detected within 20 dB of the limit								

802.11ax_HE20 SU mode_ANT 1 Highest Channel (5 825 MHz)

Frequency	Pol.	Reading	Ant. Factor	Amp.+Cable	DCF	Result	Limit	Margin
(MHz)	(V/H)	(dB(μ V))	(dB)	(dB)	(dB)	(dB(μ V/m))	(dB(μ V/m))	(dB)
Peak data								
11 650.56 ¹⁾	V	56.60	38.42	-49.43	-	45.59	74.00	28.41
17 476.39	H	55.63	40.41	-46.79	-	49.25	68.20	18.95
Average Data								
No spurious emissions were detected within 20 dB of the limit								

802.11ax_HE20 SU mode_ANT 2 Lowest Channel (5 745 MHz)

Frequency	Pol.	Reading	Ant. Factor	Amp.+Cable	DCF	Result	Limit	Margin
(MHz)	(V/H)	(dB(μ V))	(dB)	(dB)	(dB)	(dB(μ V/m))	(dB(μ V/m))	(dB)
Peak data								
11 477.70 ¹⁾	H	58.75	38.30	-49.30	-	47.75	74.00	26.25
17 221.23	V	54.24	40.57	-46.72	-	48.09	68.20	20.11
Average Data								
No spurious emissions were detected within 20 dB of the limit								

KCTL Inc.

65, Sinwon-ro, Yeongtong-gu,
Suwon-si, Gyeonggi-do, 16677, Korea
TEL: 82-31-285-0894 FAX: 82-505-299-8311
www.kctl.co.kr

Report No.:
KR21-SRF0163
Page (200) of (257)

**802.11ax_HE20 SU mode_ANT 2 Middle Channel (5 785 MHz)**

Frequency	Pol.	Reading	Ant. Factor	Amp.+Cable	DCF	Result	Limit	Margin
(MHz)	(V/H)	(dB(μ V))	(dB)	(dB)	(dB)	(dB(μ V/m))	(dB(μ V/m))	(dB)
Peak data								
11 578.33 ¹⁾	V	57.94	38.36	-49.37	-	46.93	74.00	27.07
17 352.05	V	54.01	40.49	-46.76	-	47.74	68.20	20.46
Average Data								
No spurious emissions were detected within 20 dB of the limit								

802.11ax_HE20 SU mode_ANT 2 Highest Channel (5 825 MHz)

Frequency	Pol.	Reading	Ant. Factor	Amp.+Cable	DCF	Result	Limit	Margin
(MHz)	(V/H)	(dB(μ V))	(dB)	(dB)	(dB)	(dB(μ V/m))	(dB(μ V/m))	(dB)
Peak data								
11 654.16 ¹⁾	V	57.32	38.42	-49.43	-	46.31	74.00	27.69
17 472.08	H	54.82	40.42	-46.79	-	48.45	68.20	19.75
Average Data								
No spurious emissions were detected within 20 dB of the limit								

802.11ax_HE40 SU mode_ANT 1 Lowest Channel (5 755 MHz)

Frequency	Pol.	Reading	Ant. Factor	Amp.+Cable	DCF	Result	Limit	Margin
(MHz)	(V/H)	(dB(μ V))	(dB)	(dB)	(dB)	(dB(μ V/m))	(dB(μ V/m))	(dB)
Peak data								
11 512.20 ¹⁾	H	57.03	38.31	-49.31	-	46.03	74.00	27.97
17 267.59	V	56.16	40.54	-46.73	-	49.97	68.20	18.23
Average Data								
No spurious emissions were detected within 20 dB of the limit								

802.11ax_HE40 SU mode_ANT 1 Highest Channel (5 795 MHz)

Frequency	Pol.	Reading	Ant. Factor	Amp.+Cable	DCF	Result	Limit	Margin
(MHz)	(V/H)	(dB(μ V))	(dB)	(dB)	(dB)	(dB(μ V/m))	(dB(μ V/m))	(dB)
Peak data								
11 621.09 ¹⁾	V	57.60	38.40	-49.40	-	46.60	74.00	27.40
17 387.98	V	55.22	40.47	-46.77	-	48.92	68.20	19.28
Average Data								
No spurious emissions were detected within 20 dB of the limit								

KCTL Inc.

65, Sinwon-ro, Yeongtong-gu,
Suwon-si, Gyeonggi-do, 16677, Korea
TEL: 82-31-285-0894 FAX: 82-505-299-8311
www.kctl.co.kr

Report No.:
KR21-SRF0163
Page (201) of (257)

**802.11ax_HE40 SU mode_ANT 2 Lowest Channel (5 755 MHz)**

Frequency	Pol.	Reading	Ant. Factor	Amp.+Cable	DCF	Result	Limit	Margin
(MHz)	(V/H)	(dB(μ V))	(dB)	(dB)	(dB)	(dB(μ V/m))	(dB(μ V/m))	(dB)
Peak data								
11 489.92 ¹⁾	H	58.10	38.30	-49.30	-	47.10	74.00	26.90
17 235.61	V	56.89	40.56	-46.73	-	50.72	68.20	17.48
Average Data								
No spurious emissions were detected within 20 dB of the limit								

802.11ax_HE40 SU mode_ANT 2 Highest Channel (5 795 MHz)

Frequency	Pol.	Reading	Ant. Factor	Amp.+Cable	DCF	Result	Limit	Margin
(MHz)	(V/H)	(dB(μ V))	(dB)	(dB)	(dB)	(dB(μ V/m))	(dB(μ V/m))	(dB)
Peak data								
11 579.41 ¹⁾	V	57.40	38.36	-49.37	-	46.39	74.00	27.61
17 380.44	H	55.89	40.47	-46.76	-	49.60	68.20	18.60
Average Data								
No spurious emissions were detected within 20 dB of the limit								

802.11ax_HE80 SU mode_ANT 1 Middle Channel (5 775 MHz)

Frequency	Pol.	Reading	Ant. Factor	Amp.+Cable	DCF	Result	Limit	Margin
(MHz)	(V/H)	(dB(μ V))	(dB)	(dB)	(dB)	(dB(μ V/m))	(dB(μ V/m))	(dB)
Peak data								
11 552.45 ¹⁾	H	57.38	38.34	-49.35	-	46.37	74.00	27.63
17 327.61	H	57.00	40.50	-46.75	-	50.75	68.20	17.45
Average Data								
No spurious emissions were detected within 20 dB of the limit								

802.11ax_HE80 SU mode_ANT 2 Middle Channel (5 775 MHz)

Frequency	Pol.	Reading	Ant. Factor	Amp.+Cable	DCF	Result	Limit	Margin
(MHz)	(V/H)	(dB(μ V))	(dB)	(dB)	(dB)	(dB(μ V/m))	(dB(μ V/m))	(dB)
Peak data								
11 550.66 ¹⁾	H	56.58	38.34	-49.35	-	45.57	74.00	28.43
17 333.36	H	55.87	40.50	-46.75	-	49.62	68.20	18.58
Average Data								
No spurious emissions were detected within 20 dB of the limit								

KCTL Inc.

65, Sinwon-ro, Yeongtong-gu,
Suwon-si, Gyeonggi-do, 16677, Korea
TEL: 82-31-285-0894 FAX: 82-505-299-8311
www.kctl.co.kr

Report No.:
KR21-SRF0163
Page (202) of (257)



802.11ax_RU mode (HE 20 / 26T / RU offset 0)_ANT 1 Lowest Channel (5 745 MHz)

Frequency	Pol.	Reading	Ant. Factor	Amp.+Cable	DCF	Result	Limit	Margin
(MHz)	(V/H)	(dB(μV))	(dB)	(dB)	(dB)	(dB(μV/m))	(dB(μV/m))	(dB)
Peak data								
1 531.55 ¹⁾	H	72.21	29.05	-47.87	-	53.39	74.00	20.61
11 491.36 ¹⁾	H	57.70	38.30	-49.30	-	46.70	74.00	27.30
17 249.63	V	55.15	40.55	-46.73	-	48.97	68.20	19.23
Average Data								
1 531.55 ¹⁾	H	67.10	29.05	-47.87	-	48.28	54.00	5.72
Average data					Blank			

802.11ax_RU mode (HE 20 / 26T / RU offset 8)_ANT 1 Middle Channel (5 785 MHz)

Frequency	Pol.	Reading	Ant. Factor	Amp.+Cable	DCF	Result	Limit	Margin
(MHz)	(V/H)	(dB(μV))	(dB)	(dB)	(dB)	(dB(μV/m))	(dB(μV/m))	(dB)
Peak data								
11 579.77 ¹⁾	V	56.76	38.36	-49.37	-	45.75	74.00	28.25
17 335.88	H	54.59	40.50	-46.75	-	48.34	68.20	19.86
Average Data								
No spurious emissions were detected within 20 dB of the limit								

KCTL Inc.

65, Sinwon-ro, Yeongtong-gu,
Suwon-si, Gyeonggi-do, 16677, Korea
TEL: 82-31-285-0894 FAX: 82-505-299-8311
www.kctl.co.kr

Report No.:
KR21-SRF0163
Page (203) of (257)

**802.11ax_RU mode (HE 20 / 26T / RU offset 0)_ANT 1 Highest Channel (5 825 MHz)**

Frequency	Pol.	Reading	Ant. Factor	Amp.+Cable	DCF	Result	Limit	Margin
(MHz)	(V/H)	(dB(μ V))	(dB)	(dB)	(dB)	(dB(μ V/m))	(dB(μ V/m))	(dB)
Peak data								
1 611.50 ¹⁾	H	70.45	29.44	-47.79	-	52.10	74.00	21.90
11 650.56 ¹⁾	H	55.88	38.42	-49.43	-	44.87	74.00	29.13
17 473.16	V	54.72	40.42	-46.79	-	48.35	68.20	19.85
Average Data								
1 611.50 ¹⁾	H	66.29	29.44	-47.79	-	47.94	54.00	6.06
Average data					Blank			

802.11ax_RU mode (HE 20 / 26T / RU offset 8)_ANT 2 Lowest Channel (5 745 MHz)

Frequency	Pol.	Reading	Ant. Factor	Amp.+Cable	DCF	Result	Limit	Margin
(MHz)	(V/H)	(dB(μ V))	(dB)	(dB)	(dB)	(dB(μ V/m))	(dB(μ V/m))	(dB)
Peak data								
11 489.20 ¹⁾	H	57.03	38.30	-49.30	-	46.03	74.00	27.97
17 236.33	V	54.39	40.56	-46.73	-	48.22	68.20	19.98
Average Data								
No spurious emissions were detected within 20 dB of the limit								

802.11ax_RU mode (HE 20 / 26T / RU offset 8)_ANT 2 Middle Channel (5 785 MHz)

Frequency	Pol.	Reading	Ant. Factor	Amp.+Cable	DCF	Result	Limit	Margin
(MHz)	(V/H)	(dB(μ V))	(dB)	(dB)	(dB)	(dB(μ V/m))	(dB(μ V/m))	(dB)
Peak data								
11 574.02 ¹⁾	H	56.72	38.36	-49.36	-	45.72	74.00	28.28
17 357.80	H	54.47	40.49	-46.76	-	48.20	68.20	20.00
Average Data								
No spurious emissions were detected within 20 dB of the limit								

KCTL Inc.

65, Sinwon-ro, Yeongtong-gu,
Suwon-si, Gyeonggi-do, 16677, Korea
TEL: 82-31-285-0894 FAX: 82-505-299-8311
www.kctl.co.kr

Report No.:
KR21-SRF0163
Page (204) of (257)

**802.11ax_RU mode (HE 20 / 26T / RU offset 0)_ANT 2 Highest Channel (5 825 MHz)**

Frequency	Pol.	Reading	Ant. Factor	Amp.+Cable	DCF	Result	Limit	Margin
(MHz)	(V/H)	(dB(μ V))	(dB)	(dB)	(dB)	(dB(μ V/m))	(dB(μ V/m))	(dB)
Peak data								
11 649.48 ¹⁾	H	56.54	38.42	-49.42	-	45.54	74.00	28.46
17 472.08	V	54.22	40.42	-46.79	-	47.85	68.20	20.35
Average Data								
No spurious emissions were detected within 20 dB of the limit								

802.11ax_RU mode (HE 40 / 26T / RU offset 17)_ANT 1 Lowest Channel (5 755 MHz)

Frequency	Pol.	Reading	Ant. Factor	Amp.+Cable	DCF	Result	Limit	Margin
(MHz)	(V/H)	(dB(μ V))	(dB)	(dB)	(dB)	(dB(μ V/m))	(dB(μ V/m))	(dB)
Peak data								
1 568.39 ¹⁾	H	69.37	29.23	-48.00	-	50.60	74.00	23.40
11 513.28 ¹⁾	V	56.10	38.31	-49.32	-	45.09	74.00	28.91
17 263.64	V	55.60	40.54	-46.73	-	49.41	68.20	18.79
Average Data								
No spurious emissions were detected within 20 dB of the limit								

802.11ax_RU mode (HE 40 / 26T / RU offset 17)_ANT 1 Highest Channel (5 795 MHz)

Frequency	Pol.	Reading	Ant. Factor	Amp.+Cable	DCF	Result	Limit	Margin
(MHz)	(V/H)	(dB(μ V))	(dB)	(dB)	(dB)	(dB(μ V/m))	(dB(μ V/m))	(dB)
Peak data								
1 608.44 ¹⁾	H	69.33	29.42	-47.88	-	50.87	74.00	23.13
11 588.75 ¹⁾	V	56.15	38.37	-49.38	-	45.14	74.00	28.86
17 385.47	V	53.84	40.47	-46.77	-	47.54	68.20	20.66
Average Data								
No spurious emissions were detected within 20 dB of the limit								

802.11ax_RU mode (HE 40 / 26T / RU offset 17)_ANT 2 Lowest Channel (5 755 MHz)

Frequency	Pol.	Reading	Ant. Factor	Amp.+Cable	DCF	Result	Limit	Margin
(MHz)	(V/H)	(dB(μ V))	(dB)	(dB)	(dB)	(dB(μ V/m))	(dB(μ V/m))	(dB)
Peak data								
11 511.84 ¹⁾	H	55.55	38.31	-49.31	-	44.55	74.00	29.45
17 266.88	V	54.54	40.54	-46.73	-	48.35	68.20	19.85
Average Data								
No spurious emissions were detected within 20 dB of the limit								

KCTL Inc.

65, Sinwon-ro, Yeongtong-gu,
Suwon-si, Gyeonggi-do, 16677, Korea
TEL: 82-31-285-0894 FAX: 82-505-299-8311
www.kctl.co.kr

Report No.:
KR21-SRF0163
Page (205) of (257)

**802.11ax_RU mode (HE 40 / 26T / RU offset 17)_ANT 2 Highest Channel (5 795 MHz)**

Frequency	Pol.	Reading	Ant. Factor	Amp.+Cable	DCF	Result	Limit	Margin
(MHz)	(V/H)	(dB(μ V))	(dB)	(dB)	(dB)	(dB(μ V/m))	(dB(μ V/m))	(dB)
Peak data								
11 586.23 ¹⁾	H	56.79	38.37	-49.37	-	45.79	74.00	28.21
17 386.19	H	55.49	40.47	-46.77	-	49.19	68.20	19.01
Average Data								
No spurious emissions were detected within 20 dB of the limit								

802.11ax_RU mode (HE 80 / 26T / RU offset 0)_ANT 1 Middle Channel (5 775 MHz)

Frequency	Pol.	Reading	Ant. Factor	Amp.+Cable	DCF	Result	Limit	Margin
(MHz)	(V/H)	(dB(μ V))	(dB)	(dB)	(dB)	(dB(μ V/m))	(dB(μ V/m))	(dB)
Peak data								
1 531.95 ¹⁾	H	67.60	29.05	-47.87	-	48.78	74.00	25.22
11 553.53 ¹⁾	V	56.38	38.34	-49.35	-	45.37	74.00	28.63
17 233.09	V	55.73	40.56	-46.73	-	49.56	74.00	24.44
Average Data								
No spurious emissions were detected within 20 dB of the limit								

802.11ax_RU mode (HE 80 / 26T / RU offset 36)_ANT 2 Middle Channel (5 775 MHz)

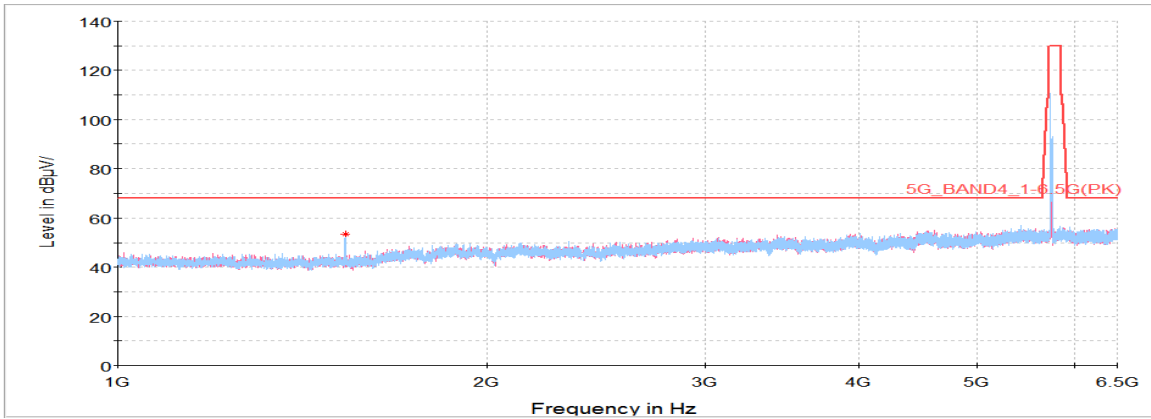
Frequency	Pol.	Reading	Ant. Factor	Amp.+Cable	DCF	Result	Limit	Margin
(MHz)	(V/H)	(dB(μ V))	(dB)	(dB)	(dB)	(dB(μ V/m))	(dB(μ V/m))	(dB)
Peak data								
11 549.94 ¹⁾	H	55.79	38.34	-49.34	-	44.79	74.00	29.21
17 324.38	H	54.48	40.51	-46.75	-	48.24	68.20	19.96
Average Data								
No spurious emissions were detected within 20 dB of the limit								

Plot of Harmonics and Spurious Emissions

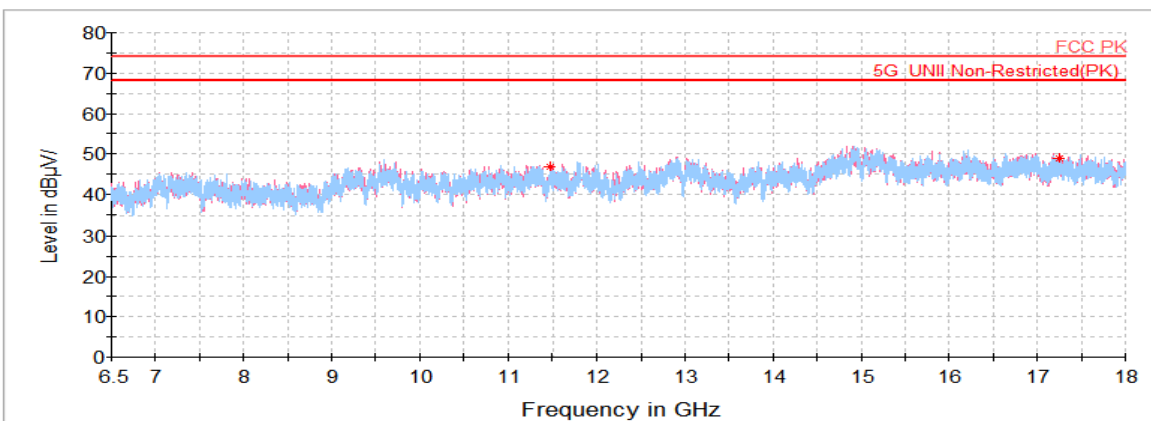
In order to simplify the report, attached plots were only the lowest margin condition

UNII-3_802.11ax_RU mode (HE 20 / 26T / RU offset 0)_ANT 1 Lowest Channel (5 745 MHz)

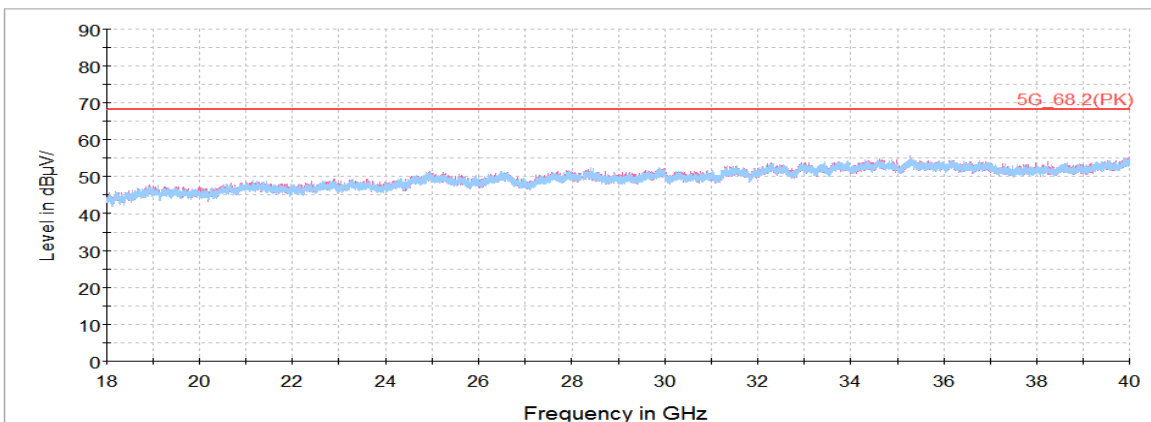
Horizontal/Vertical for 1 GHz ~ 6.5 GHz



Horizontal/Vertical for 6.5 GHz ~ 18 GHz



Horizontal/Vertical for 18 GHz ~ 40 GHz



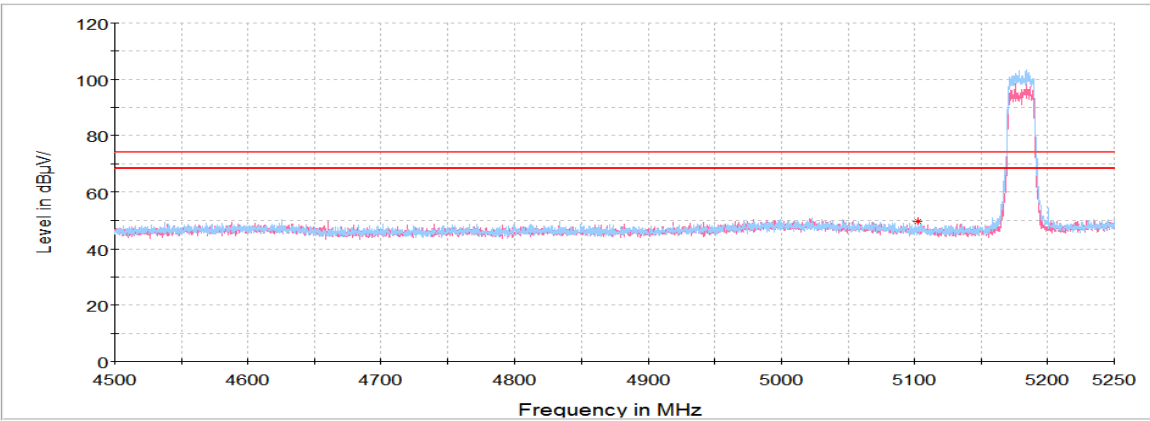
KCTL Inc.

65, Sinwon-ro, Yeongtong-gu,
Suwon-si, Gyeonggi-do, 16677, Korea
TEL: 82-31-285-0894 FAX: 82-505-299-8311
www.kctl.co.kr

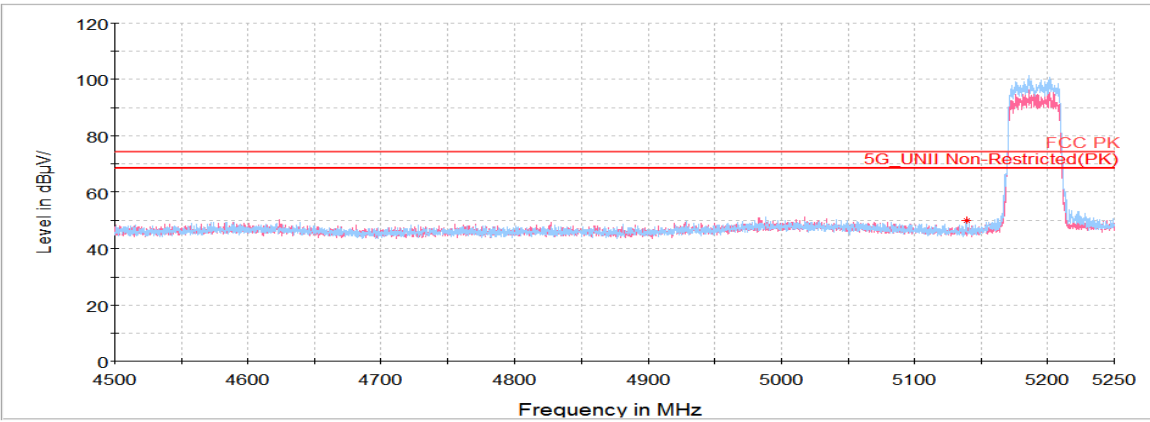
Report No.:
KR21-SRF0163
Page (207) of (257)



UNII-1 1Tx (MIMO) Restricted Bandedge (Lowest Channel) 802.11ax_HE20 SU mode_MIMO Lowest Channel (5 180 MHz)

Frequency	Pol.	Reading	Ant. Factor	Amp.+Cable	DCF	Result	Limit	Margin
(MHz)	(V/H)	(dB(μ V))	(dB)	(dB)	(dB)	(dB(μ V/m))	(dB(μ V/m))	(dB)
Peak data								
5 102.31 ¹⁾	H	42.44	34.08	-26.79	-	49.73	74.00	24.27
Average Data								
No spurious emissions were detected within 20 dB of the limit								
Horizontal/Vertical for Band-edge								
								

802.11ax_HE40 SU mode_MIMO Lowest Channel (5 190 MHz)

Frequency	Pol.	Reading	Ant. Factor	Amp.+Cable	DCF	Result	Limit	Margin
(MHz)	(V/H)	(dB(μ V))	(dB)	(dB)	(dB)	(dB(μ V/m))	(dB(μ V/m))	(dB)
Peak data								
5 138.75 ¹⁾	H	42.38	34.15	-26.58	-	49.95	74.00	24.05
Average Data								
No spurious emissions were detected within 20 dB of the limit								
Horizontal/Vertical for Band-edge								
								

KCTL Inc.

65, Sinwon-ro, Yeongtong-gu,
Suwon-si, Gyeonggi-do, 16677, Korea
TEL: 82-31-285-0894 FAX: 82-505-299-8311
www.kctl.co.kr

Report No.:
KR21-SRF0163
Page (208) of (257)



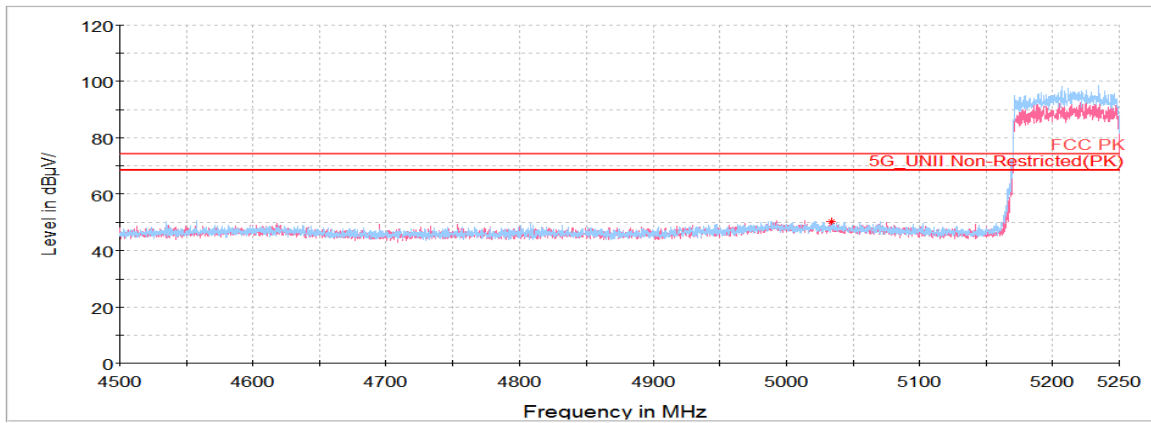
802.11ax_HE80 SU mode_MIMO Middle Channel (5 210 MHz)

Frequency	Pol.	Reading	Ant. Factor	Amp.+Cable	DCF	Result	Limit	Margin
(MHz)	(V/H)	(dB(μ V))	(dB)	(dB)	(dB)	(dB(μ V/m))	(dB(μ V/m))	(dB)
Peak data								
5 033.56 ¹⁾	H	41.74	33.96	-25.27	-	50.43	74.00	23.57

Average Data

No spurious emissions were detected within 20 dB of the limit

Horizontal/Vertical for Band-edge



KCTL Inc.

65, Sinwon-ro, Yeongtong-gu,
Suwon-si, Gyeonggi-do, 16677, Korea
TEL: 82-31-285-0894 FAX: 82-505-299-8311
www.kctl.co.kr

Report No.:
KR21-SRF0163
Page (209) of (257)

**802.11ax_RU mode (HE 80 / 484T / RU offset 65)_MIMO Middle Channel (5 210 MHz)**

Frequency	Pol.	Reading	Ant. Factor	Amp.+Cable	DCF	Result	Limit	Margin
(MHz)	(V/H)	(dB(μ V))	(dB)	(dB)	(dB)	(dB(μ V/m))	(dB(μ V/m))	(dB)
Peak data								
5 137.89 ¹⁾	V	42.21	34.15	-26.58	-	49.78	74.00	24.22
Average Data								
No spurious emissions were detected within 20 dB of the limit								

802.11ax_RU mode (HE 80 / 242T / RU offset 61)_MIMO Middle Channel (5 210 MHz)

Frequency	Pol.	Reading	Ant. Factor	Amp.+Cable	DCF	Result	Limit	Margin
(MHz)	(V/H)	(dB(μ V))	(dB)	(dB)	(dB)	(dB(μ V/m))	(dB(μ V/m))	(dB)
Peak data								
5 108.84 ¹⁾	V	42.62	34.10	-26.75	-	49.97	74.00	24.03
Average Data								
No spurious emissions were detected within 20 dB of the limit								

802.11ax_RU mode (HE 80 / 106T / RU offset 53)_MIMO Middle Channel (5 210 MHz)

Frequency	Pol.	Reading	Ant. Factor	Amp.+Cable	DCF	Result	Limit	Margin
(MHz)	(V/H)	(dB(μ V))	(dB)	(dB)	(dB)	(dB(μ V/m))	(dB(μ V/m))	(dB)
Peak data								
5 094.92 ¹⁾	V	41.75	34.07	-26.69	-	49.13	74.00	24.87
Average Data								
No spurious emissions were detected within 20 dB of the limit								

802.11ax_RU mode (HE 80 / 52T / RU offset 37)_MIMO Middle Channel (5 210 MHz)

Frequency	Pol.	Reading	Ant. Factor	Amp.+Cable	DCF	Result	Limit	Margin
(MHz)	(V/H)	(dB(μ V))	(dB)	(dB)	(dB)	(dB(μ V/m))	(dB(μ V/m))	(dB)
Peak data								
5 148.89 ¹⁾	H	42.76	34.17	-26.52	-	50.41	74.00	23.59
Average Data								
No spurious emissions were detected within 20 dB of the limit								

802.11ax_RU mode (HE 80 / 26T / RU offset 0)_MIMO Middle Channel (5 210 MHz)

Frequency	Pol.	Reading	Ant. Factor	Amp.+Cable	DCF	Result	Limit	Margin
(MHz)	(V/H)	(dB(μ V))	(dB)	(dB)	(dB)	(dB(μ V/m))	(dB(μ V/m))	(dB)
Peak data								
5 134.11 ¹⁾	H	41.46	34.14	-26.60	-	49.00	74.00	25.00
Average Data								
No spurious emissions were detected within 20 dB of the limit								

KCTL Inc.

65, Sinwon-ro, Yeongtong-gu,
Suwon-si, Gyeonggi-do, 16677, Korea
TEL: 82-31-285-0894 FAX: 82-505-299-8311
www.kctl.co.kr

Report No.:
KR21-SRF0163
Page (210) of (257)

**UNII-1 1Tx (MIMO) Harmonics and Spurious Emissions****802.11ax_HE20 SU mode_MIMO Lowest Channel (5 180 MHz)**

Frequency	Pol.	Reading	Ant. Factor	Amp.+Cable	DCF	Result	Limit	Margin
(MHz)	(V/H)	(dB(μ V))	(dB)	(dB)	(dB)	(dB(μ V/m))	(dB(μ V/m))	(dB)
Peak data								
10 389.88	H	57.92	37.59	-49.73	-	45.78	68.20	22.42
15 530.02 ¹⁾	H	54.25	39.99	-45.53	-	48.71	74.00	25.29
Average Data								
No spurious emissions were detected within 20 dB of the limit								

802.11ax_HE20 SU mode_MIMO Middle Channel (5 200 MHz)

Frequency	Pol.	Reading	Ant. Factor	Amp.+Cable	DCF	Result	Limit	Margin
(MHz)	(V/H)	(dB(μ V))	(dB)	(dB)	(dB)	(dB(μ V/m))	(dB(μ V/m))	(dB)
Peak data								
10 395.63	H	57.99	37.60	-49.73	-	45.86	68.20	22.34
15 596.50 ¹⁾	V	54.85	39.96	-45.58	-	49.23	74.00	24.77
Average Data								
No spurious emissions were detected within 20 dB of the limit								

802.11ax_HE20 SU mode_MIMO Highest Channel (5 240 MHz)

Frequency	Pol.	Reading	Ant. Factor	Amp.+Cable	DCF	Result	Limit	Margin
(MHz)	(V/H)	(dB(μ V))	(dB)	(dB)	(dB)	(dB(μ V/m))	(dB(μ V/m))	(dB)
Peak data								
10 490.14	V	58.08	37.69	-49.78	-	45.99	68.20	22.21
15 711.50 ¹⁾	V	54.76	39.92	-45.67	-	49.01	74.00	24.99
Average Data								
No spurious emissions were detected within 20 dB of the limit								

802.11ax_HE40 SU mode_MIMO Lowest Channel (5 190 MHz)

Frequency	Pol.	Reading	Ant. Factor	Amp.+Cable	DCF	Result	Limit	Margin
(MHz)	(V/H)	(dB(μ V))	(dB)	(dB)	(dB)	(dB(μ V/m))	(dB(μ V/m))	(dB)
Peak data								
10 378.02	H	58.29	37.58	-49.72	-	46.15	68.20	22.05
15 564.52 ¹⁾	V	54.80	39.97	-45.56	-	49.21	74.00	24.79
Average Data								
No spurious emissions were detected within 20 dB of the limit								

KCTL Inc.

65, Sinwon-ro, Yeongtong-gu,
Suwon-si, Gyeonggi-do, 16677, Korea
TEL: 82-31-285-0894 FAX: 82-505-299-8311
www.kctl.co.kr

Report No.:
KR21-SRF0163
Page (211) of (257)

**802.11ax_HE40 SU mode_MIMO Highest Channel (5 230 MHz)**

Frequency	Pol.	Reading	Ant. Factor	Amp.+Cable	DCF	Result	Limit	Margin
(MHz)	(V/H)	(dB(μ V))	(dB)	(dB)	(dB)	(dB(μ V/m))	(dB(μ V/m))	(dB)
Peak data								
10 454.20	H	57.31	37.65	-49.76	-	45.20	74.00	28.80
15 663.34 ¹⁾	H	55.33	39.93	-45.63	-	49.63	74.00	24.37
Average Data								
No spurious emissions were detected within 20 dB of the limit								

802.11ax_HE80 SU mode_MIMO Middle Channel (5 210 MHz)

Frequency	Pol.	Reading	Ant. Factor	Amp.+Cable	DCF	Result	Limit	Margin
(MHz)	(V/H)	(dB(μ V))	(dB)	(dB)	(dB)	(dB(μ V/m))	(dB(μ V/m))	(dB)
Peak data								
10 405.33	H	57.28	37.61	-49.73	-	45.16	68.20	23.04
15 634.95 ¹⁾	V	54.96	39.95	-45.61	-	49.30	74.00	24.70
Average Data								
No spurious emissions were detected within 20 dB of the limit								

802.11ax_RU mode (HE 20 / 26T / RU offset 0)_MIMO Lowest Channel (5 180 MHz)

Frequency	Pol.	Reading	Ant. Factor	Amp.+Cable	DCF	Result	Limit	Margin
(MHz)	(V/H)	(dB(μ V))	(dB)	(dB)	(dB)	(dB(μ V/m))	(dB(μ V/m))	(dB)
Peak data								
10 383.77	V	56.32	37.58	-49.72	-	44.18	68.20	24.02
15 547.27 ¹⁾	V	52.42	39.98	-45.55	-	46.85	74.00	27.15
Average Data								
No spurious emissions were detected within 20 dB of the limit								

802.11ax_RU mode (HE 20 / 26T / RU offset 8)_MIMO Middle Channel (5 200 MHz)

Frequency	Pol.	Reading	Ant. Factor	Amp.+Cable	DCF	Result	Limit	Margin
(MHz)	(V/H)	(dB(μ V))	(dB)	(dB)	(dB)	(dB(μ V/m))	(dB(μ V/m))	(dB)
Peak data								
10 395.27	V	57.92	37.60	-49.73	-	45.79	68.20	22.41
15 596.86 ¹⁾	H	54.27	39.96	-45.58	-	48.65	74.00	25.35
Average Data								
No spurious emissions were detected within 20 dB of the limit								

KCTL Inc.

65, Sinwon-ro, Yeongtong-gu,
Suwon-si, Gyeonggi-do, 16677, Korea
TEL: 82-31-285-0894 FAX: 82-505-299-8311
www.kctl.co.kr

Report No.:
KR21-SRF0163
Page (212) of (257)

**802.11ax_RU mode (HE 20 / 26T / RU offset 0)_MIMO Highest Channel (5 240 MHz)**

Frequency	Pol.	Reading	Ant. Factor	Amp.+Cable	DCF	Result	Limit	Margin
(MHz)	(V/H)	(dB(μ V))	(dB)	(dB)	(dB)	(dB(μ V/m))	(dB(μ V/m))	(dB)
Peak data								
1 026.44 ¹⁾	H	76.03	28.81	-49.09	-	55.75	74.00	18.25
10 482.23	H	55.99	37.68	-49.77	-	43.90	68.20	24.30
15 710.42 ¹⁾	H	53.88	39.92	-45.67	-	48.13	74.00	25.87
Average Data								
1 026.44 ¹⁾	H	69.54	28.81	-49.09	-	49.26	54.00	4.74
Average data					Blank			

802.11ax_RU mode (HE 40 / 26T / RU offset 0)_MIMO Lowest Channel (5 190 MHz)

Frequency	Pol.	Reading	Ant. Factor	Amp.+Cable	DCF	Result	Limit	Margin
(MHz)	(V/H)	(dB(μ V))	(dB)	(dB)	(dB)	(dB(μ V/m))	(dB(μ V/m))	(dB)
Peak data								
10 388.80	V	56.39	37.59	-49.73	-	44.25	68.20	23.95
15 577.81 ¹⁾	V	50.98	39.97	-45.57	-	45.38	74.00	28.62
Average Data								
No spurious emissions were detected within 20 dB of the limit								

KCTL Inc.

65, Sinwon-ro, Yeongtong-gu,
Suwon-si, Gyeonggi-do, 16677, Korea
TEL: 82-31-285-0894 FAX: 82-505-299-8311
www.kctl.co.kr

Report No.:
KR21-SRF0163
Page (213) of (257)



802.11ax_RU mode (HE 40 / 26T / RU offset 17)_MIMO Highest Channel (5 230 MHz)

Frequency	Pol.	Reading	Ant. Factor	Amp.+Cable	DCF	Result	Limit	Margin
(MHz)	(V/H)	(dB(μ V))	(dB)	(dB)	(dB)	(dB(μ V/m))	(dB(μ V/m))	(dB)
Peak data								
1 042.96 ¹⁾	H	76.02	28.81	-49.07	-	55.76	74.00	18.24
10 459.95	V	56.84	37.66	-49.76	-	44.74	68.20	23.46
15 678.08 ¹⁾	V	53.01	39.93	-45.64	-	47.30	74.00	26.70
Average Data								
1 042.96 ¹⁾	H	68.45	28.81	-49.07	-	48.19	54.00	5.81
Average data					Blank			

802.11ax_RU mode (HE 80 / 26T / RU offset 0)_MIMO Middle Channel (5 210 MHz)

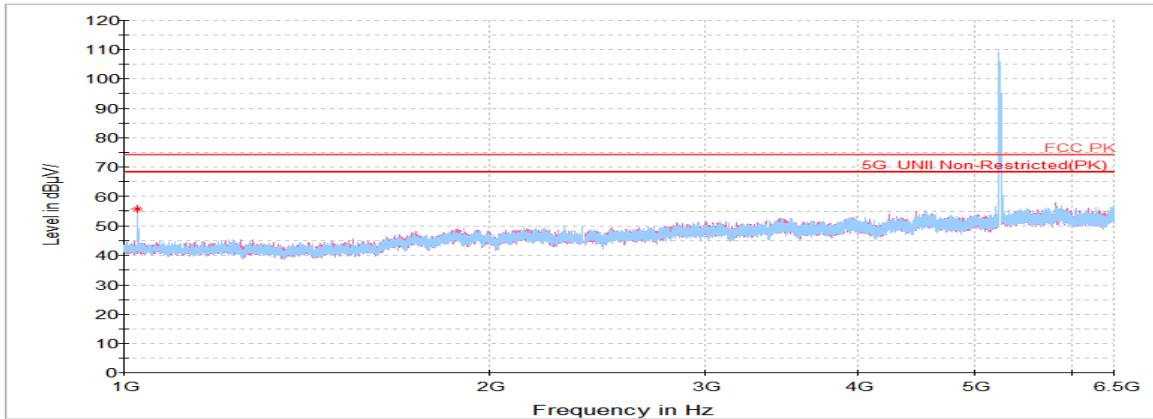
Frequency	Pol.	Reading	Ant. Factor	Amp.+Cable	DCF	Result	Limit	Margin
(MHz)	(V/H)	(dB(μ V))	(dB)	(dB)	(dB)	(dB(μ V/m))	(dB(μ V/m))	(dB)
Peak data								
10 423.66	V	54.75	37.62	-49.74	-	42.63	68.20	25.57
15 636.75 ¹⁾	V	52.59	39.95	-45.61	-	46.93	74.00	27.07
Average Data								
No spurious emissions were detected within 20 dB of the limit								

Plot of Harmonics and Spurious Emissions

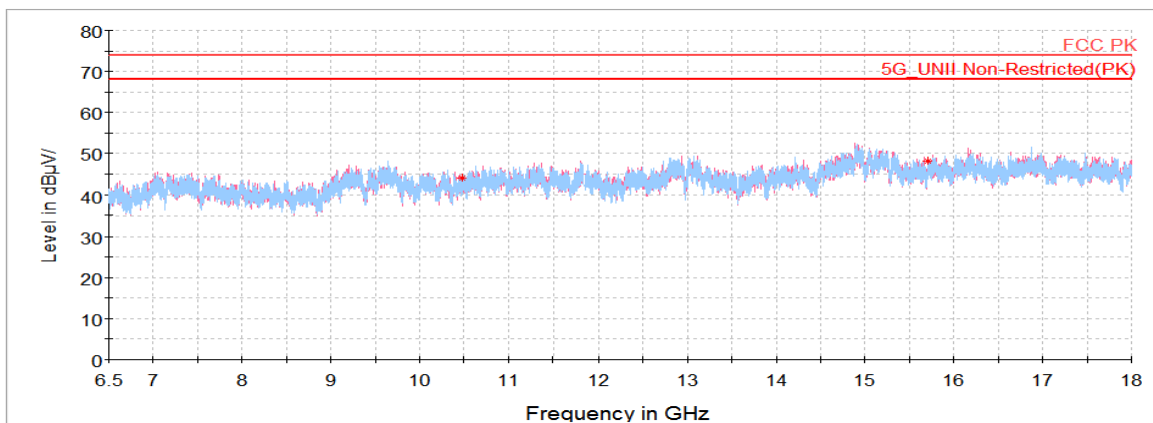
In order to simplify the report, attached plots were only the lowest margin condition

UNII-1_802.11ax_RU mode (HE 20 / 26T / RU offset 0)_MIMO Highest Channel (5 240 MHz)

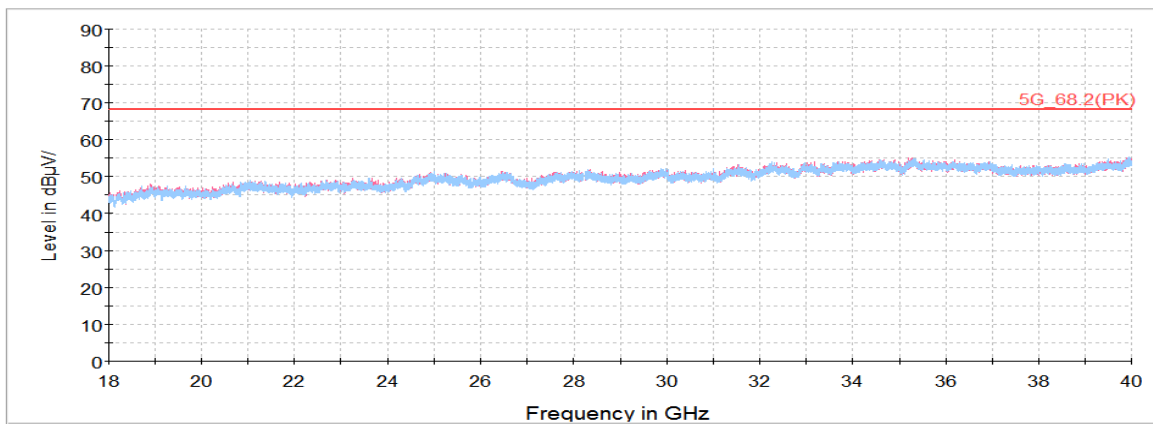
Horizontal/Vertical for 1 GHz ~ 6.5 GHz



Horizontal/Vertical for 6.5 GHz ~ 18 GHz



Horizontal/Vertical for 18 GHz ~ 40 GHz



KCTL Inc.

65, Sinwon-ro, Yeongtong-gu,
Suwon-si, Gyeonggi-do, 16677, Korea
TEL: 82-31-285-0894 FAX: 82-505-299-8311
www.kctl.co.kr

Report No.:
KR21-SRF0163
Page (215) of (257)



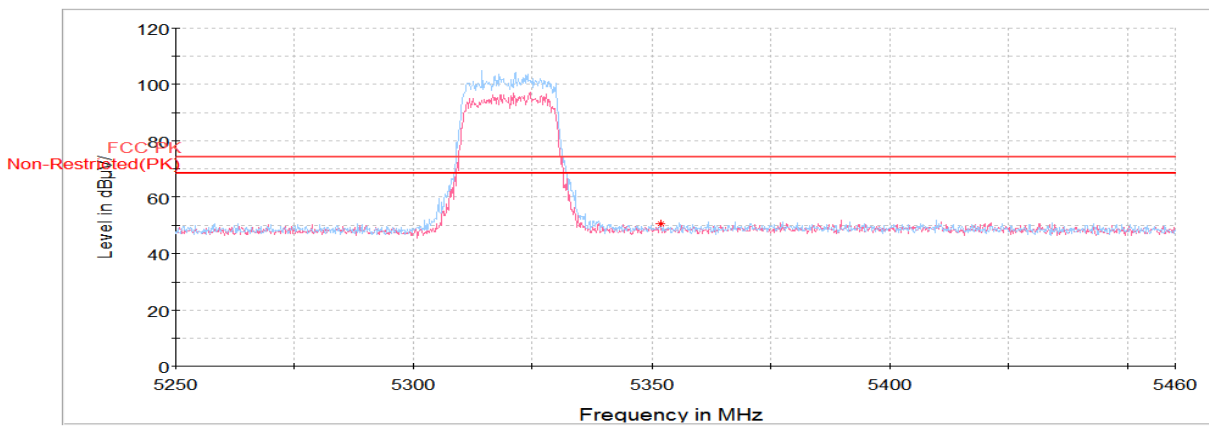
UNII-2A 1Tx (MIMO) Restricted Bandedge (Highest Channel) 802.11ax_HE20 SU mode_MIMO Highest Channel (5 320 MHz)

Frequency (MHz)	Pol. (V/H)	Reading (dB(μ V))	Ant. Factor (dB)	Amp.+Cable (dB)	DCF (dB)	Result (dB(μ V/m))	Limit (dB(μ V/m))	Margin (dB)
Peak data								
5 351.88 ¹⁾	H	41.51	34.53	-25.47	-	50.57	74.00	23.43

Average Data

No spurious emissions were detected within 20 dB of the limit

Horizontal/Vertical for Band-edge



KCTL Inc.

65, Sinwon-ro, Yeongtong-gu,
Suwon-si, Gyeonggi-do, 16677, Korea
TEL: 82-31-285-0894 FAX: 82-505-299-8311
www.kctl.co.kr

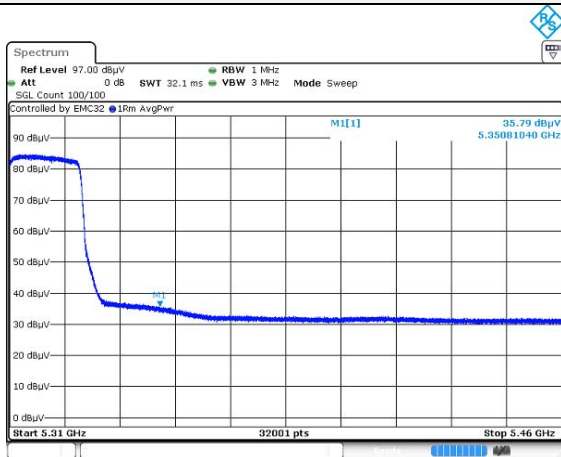
Report No.:
KR21-SRF0163
Page (216) of (257)



802.11ax_HE40 SU mode_MIMO Highest Channel (5 310 MHz)

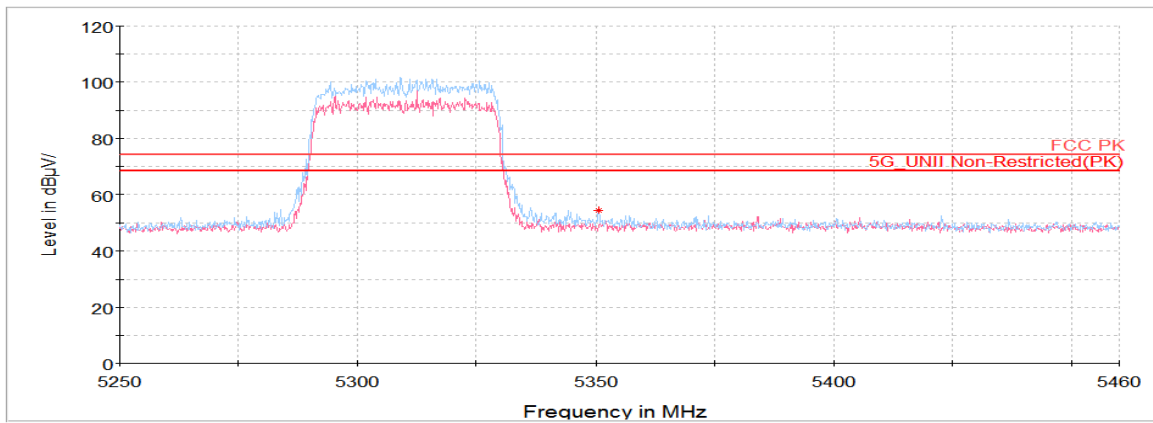
Frequency	Pol.	Reading	Ant. Factor	Amp.+Cable	DCF	Result	Limit	Margin
(MHz)	(V/H)	(dB(μV))	(dB)	(dB)	(dB)	(dB(μV/m))	(dB(μV/m))	(dB)
Peak data								
5 350.81 ¹⁾	H	45.10	34.53	-25.48	-	54.15	74.00	19.85
Average Data								
5 350.81 ¹⁾	H	35.79	34.53	-25.48	-	44.84	54.00	9.16

Average data



Blank

Horizontal/Vertical for Band-edge



KCTL Inc.

65, Sinwon-ro, Yeongtong-gu,
Suwon-si, Gyeonggi-do, 16677, Korea
TEL: 82-31-285-0894 FAX: 82-505-299-8311
www.kctl.co.kr

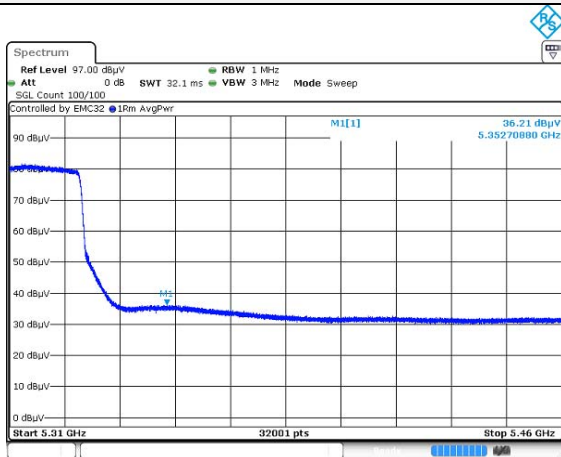
Report No.:
KR21-SRF0163
Page (217) of (257)



802.11ax_HE80 SU mode_MIMO Middle Channel (5 290 MHz)

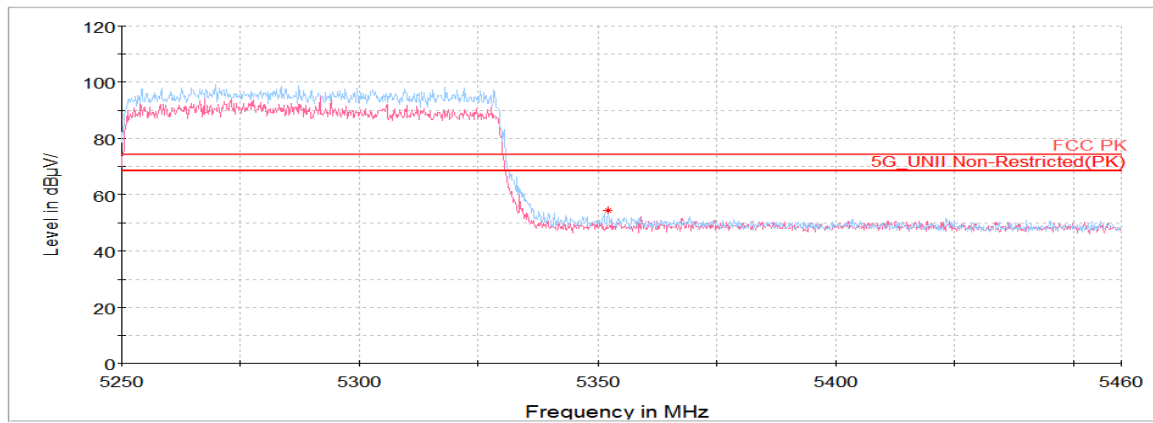
Frequency	Pol.	Reading	Ant. Factor	Amp.+Cable	DCF	Result	Limit	Margin
(MHz)	(V/H)	(dB(μV))	(dB)	(dB)	(dB)	(dB(μV/m))	(dB(μV/m))	(dB)
Peak data								
5 352.71 ¹⁾	H	45.07	34.53	-25.46	-	54.14	74.00	19.86
Average Data								
5 352.71 ¹⁾	H	36.21	34.53	-25.46	-	45.28	54.00	8.72

Average data



Blank

Horizontal/Vertical for Band-edge



KCTL Inc.

65, Sinwon-ro, Yeongtong-gu,
Suwon-si, Gyeonggi-do, 16677, Korea
TEL: 82-31-285-0894 FAX: 82-505-299-8311
www.kctl.co.kr

Report No.:
KR21-SRF0163
Page (218) of (257)



802.11ax_RU mode (HE 80 / 484T / RU offset 66)_MIMO Middle Channel (5 290 MHz)

Frequency	Pol.	Reading	Ant. Factor	Amp.+Cable	DCF	Result	Limit	Margin
(MHz)	(V/H)	(dB(μV))	(dB)	(dB)	(dB)	(dB(μV/m))	(dB(μV/m))	(dB)
Peak data								
5 350.04 ¹⁾	H	73.07	34.54	-52.44	-	55.17	74.00	18.83
Average Data								
5 350.04 ¹⁾	H	36.57	34.53	-52.45	0.20	18.85	54.00	35.15
Average data								
					Blank			

802.11ax_RU mode (HE 80 / 242T / RU offset 64)_MIMO Middle Channel (5 290 MHz)

Frequency	Pol.	Reading	Ant. Factor	Amp.+Cable	DCF	Result	Limit	Margin
(MHz)	(V/H)	(dB(μV))	(dB)	(dB)	(dB)	(dB(μV/m))	(dB(μV/m))	(dB)
Peak data								
5 350.05 ¹⁾	H	73.12	34.57	-52.43	-	55.26	74.00	18.74
Average Data								
5 350.05 ¹⁾	H	33.55	34.53	-52.45	0.16	15.79	54.00	38.21
Average data								
					Blank			

KCTL Inc.

65, Sinwon-ro, Yeongtong-gu,
Suwon-si, Gyeonggi-do, 16677, Korea
TEL: 82-31-285-0894 FAX: 82-505-299-8311
www.kctl.co.kr

Report No.:
KR21-SRF0163
Page (219) of (257)



802.11ax_RU mode (HE 80 / 106T / RU offset 60)_MIMO Middle Channel (5 290 MHz)

Frequency	Pol.	Reading	Ant. Factor	Amp.+Cable	DCF	Result	Limit	Margin
(MHz)	(V/H)	(dB(μV))	(dB)	(dB)	(dB)	(dB(μV/m))	(dB(μV/m))	(dB)
Peak data								
5 350.08 ¹⁾	H	70.37	34.55	-52.43	-	52.49	74.00	21.51
Average Data								
5 350.08 ¹⁾	H	32.92	34.53	-52.45	0.11	15.11	54.00	38.89
Average data								
					Blank			

802.11ax_RU mode (HE 80 / 52T / RU offset 52)_MIMO Middle Channel (5 290 MHz)

Frequency	Pol.	Reading	Ant. Factor	Amp.+Cable	DCF	Result	Limit	Margin
(MHz)	(V/H)	(dB(μV))	(dB)	(dB)	(dB)	(dB(μV/m))	(dB(μV/m))	(dB)
Peak data								
5 350.03 ¹⁾	H	70.36	34.55	-52.43	-	52.48	74.00	21.52
Average Data								
5 350.03 ¹⁾	H	33.96	34.53	-52.45	-	16.04	54.00	37.96
Average data								
					Blank			

KCTL Inc.

65, Sinwon-ro, Yeongtong-gu,
Suwon-si, Gyeonggi-do, 16677, Korea
TEL: 82-31-285-0894 FAX: 82-505-299-8311
www.kctl.co.kr

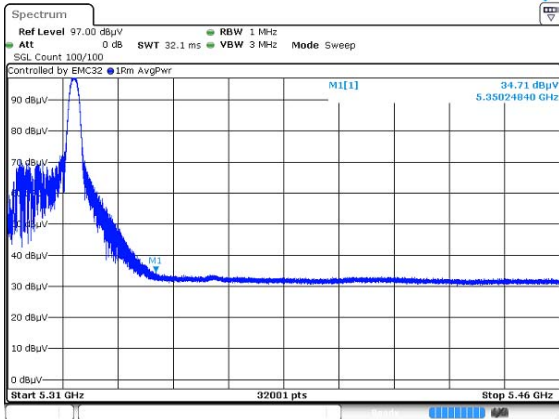
Report No.:
KR21-SRF0163
Page (220) of (257)



802.11ax_RU mode (HE 80 / 26T / RU offset 36)_MIMO Middle Channel (5 290 MHz)

Frequency	Pol.	Reading	Ant. Factor	Amp.+Cable	DCF	Result	Limit	Margin
(MHz)	(V/H)	(dB(μV))	(dB)	(dB)	(dB)	(dB(μV/m))	(dB(μV/m))	(dB)
Peak data								
5 350.25 ¹⁾	H	69.79	34.55	-52.43	-	51.91	74.00	22.09
Average Data								
5 350.25 ¹⁾	H	34.71	34.53	-52.45	-	16.79	54.00	37.21

Average data



Blank

KCTL Inc.

65, Sinwon-ro, Yeongtong-gu,
Suwon-si, Gyeonggi-do, 16677, Korea
TEL: 82-31-285-0894 FAX: 82-505-299-8311
www.kctl.co.kr

Report No.:
KR21-SRF0163
Page (221) of (257)

**UNII-2A 1Tx (MIMO) Harmonics and Spurious Emissions****802.11ax_HE20 SU mode_MIMO Lowest Channel (5 260 MHz)**

Frequency	Pol.	Reading	Ant. Factor	Amp.+Cable	DCF	Result	Limit	Margin
(MHz)	(V/H)	(dB(μ V))	(dB)	(dB)	(dB)	(dB(μ V/m))	(dB(μ V/m))	(dB)
Peak data								
10 503.44	V	56.65	37.70	-49.78	-	44.57	68.20	23.63
15 774.75 ¹⁾	V	55.16	39.89	-45.71	-	49.34	74.00	24.66
Average Data								
No spurious emissions were detected within 20 dB of the limit								

802.11ax_HE20 SU mode_MIMO Middle Channel (5 280 MHz)

Frequency	Pol.	Reading	Ant. Factor	Amp.+Cable	DCF	Result	Limit	Margin
(MHz)	(V/H)	(dB(μ V))	(dB)	(dB)	(dB)	(dB(μ V/m))	(dB(μ V/m))	(dB)
Peak data								
10 543.69	V	57.82	37.74	-49.73	-	45.83	68.20	22.37
15 840.16 ¹⁾	V	55.01	39.86	-45.76	-	49.11	74.00	24.89
Average Data								
No spurious emissions were detected within 20 dB of the limit								

802.11ax_HE20 SU mode_MIMO Highest Channel (5 320 MHz)

Frequency	Pol.	Reading	Ant. Factor	Amp.+Cable	DCF	Result	Limit	Margin
(MHz)	(V/H)	(dB(μ V))	(dB)	(dB)	(dB)	(dB(μ V/m))	(dB(μ V/m))	(dB)
Peak data								
10 637.13 ¹⁾	V	58.95	37.84	-49.61	-	47.18	74.00	26.82
15 943.30 ¹⁾	V	54.41	39.82	-45.83	-	48.40	74.00	25.60
Average Data								
No spurious emissions were detected within 20 dB of the limit								

802.11ax_HE40 SU mode_MIMO Lowest Channel (5 270 MHz)

Frequency	Pol.	Reading	Ant. Factor	Amp.+Cable	DCF	Result	Limit	Margin
(MHz)	(V/H)	(dB(μ V))	(dB)	(dB)	(dB)	(dB(μ V/m))	(dB(μ V/m))	(dB)
Peak data								
10 542.61	V	57.60	37.74	-49.73	-	45.61	68.20	22.59
15 819.31 ¹⁾	V	54.37	39.87	-45.74	-	48.50	74.00	25.50
Average Data								
No spurious emissions were detected within 20 dB of the limit								

802.11ax_HE40 SU mode_MIMO Highest Channel (5 310 MHz)

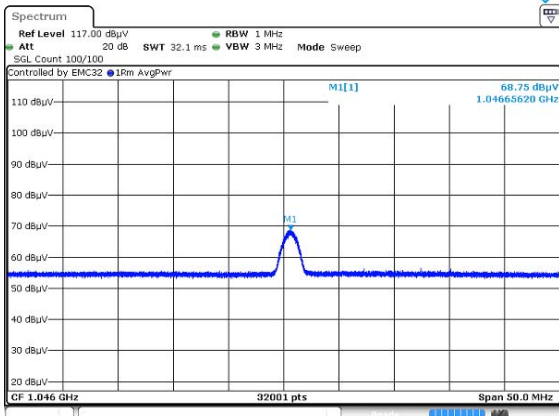
Frequency	Pol.	Reading	Ant. Factor	Amp.+Cable	DCF	Result	Limit	Margin
(MHz)	(V/H)	(dB(μV))	(dB)	(dB)	(dB)	(dB(μV/m))	(dB(μV/m))	(dB)
Peak data								
10 628.50 ¹⁾	H	58.18	37.83	-49.62	-	46.39	74.00	27.61
15 938.63 ¹⁾	V	53.21	39.82	-45.83	-	47.20	74.00	26.80
Average Data								
No spurious emissions were detected within 20 dB of the limit								

802.11ax_HE80 SU mode_MIMO Middle Channel (5 290 MHz)

Frequency	Pol.	Reading	Ant. Factor	Amp.+Cable	DCF	Result	Limit	Margin
(MHz)	(V/H)	(dB(μV))	(dB)	(dB)	(dB)	(dB(μV/m))	(dB(μV/m))	(dB)
Peak data								
10 588.97	V	57.99	37.79	-49.67	-	46.11	68.20	22.09
15 875.02 ¹⁾	V	54.95	39.85	-45.78	-	49.02	74.00	24.98
Average Data								
No spurious emissions were detected within 20 dB of the limit								

802.11ax_RU mode (HE 20 / 26T / RU offset 0)_MIMO Lowest Channel (5 260 MHz)

Frequency	Pol.	Reading	Ant. Factor	Amp.+Cable	DCF	Result	Limit	Margin
(MHz)	(V/H)	(dB(μV))	(dB)	(dB)	(dB)	(dB(μV/m))	(dB(μV/m))	(dB)
Peak data								
1 046.66 ¹⁾	H	73.43	28.81	-49.06	-	53.18	74.00	20.82
11 517.95 ¹⁾	V	55.83	38.31	-49.30	-	44.84	74.00	29.16
15 751.03 ¹⁾	V	56.45	39.90	-45.60	-	50.75	74.00	23.25
Average Data								
1 046.66 ¹⁾	H	68.75	28.81	-49.06	-	48.50	54.00	5.50
Average data								



Blank

KCTL Inc.

65, Sinwon-ro, Yeongtong-gu,
Suwon-si, Gyeonggi-do, 16677, Korea
TEL: 82-31-285-0894 FAX: 82-505-299-8311
www.kctl.co.kr

Report No.:
KR21-SRF0163
Page (223) of (257)



802.11ax_RU mode (HE 20 / 26T / RU offset 8)_MIMO Middle Channel (5 280 MHz)

Frequency	Pol.	Reading	Ant. Factor	Amp.+Cable	DCF	Result	Limit	Margin
(MHz)	(V/H)	(dB(μV))	(dB)	(dB)	(dB)	(dB(μV/m))	(dB(μV/m))	(dB)
Peak data								
1 083.50 ¹⁾	H	73.63	28.82	-49.03	-	53.42	74.00	20.58
10 556.27	V	56.97	37.76	-49.71	-	45.02	68.20	23.18
15 859.92 ¹⁾	V	53.38	39.86	-45.60	-	47.64	74.00	26.36
Average Data								
1 083.50 ¹⁾	H	68.08	28.82	-49.03	-	47.87	54.00	6.13
Average data					Blank			

802.11ax_RU mode (HE 20 / 26T / RU offset 0)_MIMO Highest Channel (5 320 MHz)

Frequency	Pol.	Reading	Ant. Factor	Amp.+Cable	DCF	Result	Limit	Margin
(MHz)	(V/H)	(dB(μV))	(dB)	(dB)	(dB)	(dB(μV/m))	(dB(μV/m))	(dB)
Peak data								
1 106.56 ¹⁾	H	70.88	28.82	-48.97	-	50.73	74.00	23.27
10 636.05 ¹⁾	V	56.79	37.84	-49.59	-	45.04	74.00	28.96
15 940.42 ¹⁾	V	53.57	39.82	-45.61	-	47.78	74.00	26.22
Average Data								
No spurious emissions were detected within 20 dB of the limit								

KCTL Inc.

65, Sinwon-ro, Yeongtong-gu,
Suwon-si, Gyeonggi-do, 16677, Korea
TEL: 82-31-285-0894 FAX: 82-505-299-8311
www.kctl.co.kr

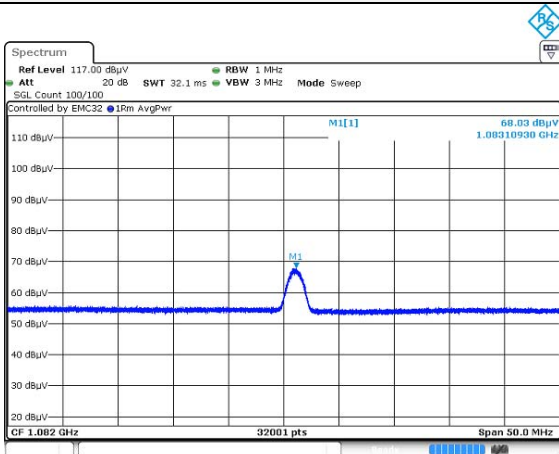
Report No.:
KR21-SRF0163
Page (224) of (257)



802.11ax_RU mode (HE 40 / 26T / RU offset 17)_MIMO Lowest Channel (5 270 MHz)

Frequency	Pol.	Reading	Ant. Factor	Amp.+Cable	DCF	Result	Limit	Margin
(MHz)	(V/H)	(dB(μV))	(dB)	(dB)	(dB)	(dB(μV/m))	(dB(μV/m))	(dB)
Peak data								
1 083.11 ¹⁾	H	72.46	28.82	-49.03	-	52.25	74.00	21.75
10 537.58	H	55.96	37.74	-49.73	-	43.97	68.20	24.23
15 804.94 ¹⁾	V	54.81	39.88	-45.60	-	49.09	74.00	24.91
Average Data								
1 083.11 ¹⁾	H	68.03	28.82	-49.03	-	47.82	54.00	6.18

Average data



Blank

KCTL Inc.

65, Sinwon-ro, Yeongtong-gu,
Suwon-si, Gyeonggi-do, 16677, Korea
TEL: 82-31-285-0894 FAX: 82-505-299-8311
www.kctl.co.kr

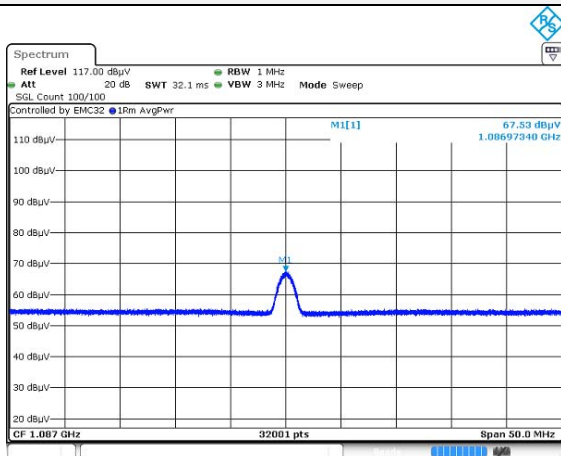
Report No.:
KR21-SRF0163
Page (225) of (257)



802.11ax_RU mode (HE 40 / 26T / RU offset 0)_MIMO Highest Channel (5 310 MHz)

Frequency	Pol.	Reading	Ant. Factor	Amp.+Cable	DCF	Result	Limit	Margin
(MHz)	(V/H)	(dB(μV))	(dB)	(dB)	(dB)	(dB(μV/m))	(dB(μV/m))	(dB)
Peak data								
1 086.97 ¹⁾	H	72.12	28.82	-49.02	-	51.92	74.00	22.08
10 638.20 ¹⁾	V	57.20	37.84	-49.59	-	45.45	74.00	28.55
15 938.98 ¹⁾	V	54.16	39.82	-45.61	-	48.37	74.00	25.63
Average Data								
1 086.97 ¹⁾	H	67.53	28.82	-49.02	-	47.33	54.00	6.67

Average data



Blank

KCTL Inc.

65, Sinwon-ro, Yeongtong-gu,
Suwon-si, Gyeonggi-do, 16677, Korea
TEL: 82-31-285-0894 FAX: 82-505-299-8311
www.kctl.co.kr

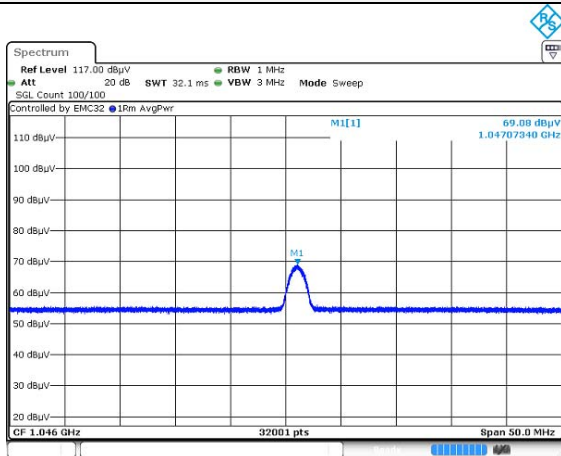
Report No.:
KR21-SRF0163
Page (226) of (257)



802.11ax_RU mode (HE 80 / 26T / RU offset 0)_MIMO Middle Channel (5 290 MHz)

Frequency	Pol.	Reading	Ant. Factor	Amp.+Cable	DCF	Result	Limit	Margin
(MHz)	(V/H)	(dB(μV))	(dB)	(dB)	(dB)	(dB(μV/m))	(dB(μV/m))	(dB)
Peak data								
1 047.07 ¹⁾	H	73.66	28.81	-49.06	-	53.41	74.00	20.59
10 584.30	V	57.07	37.78	-49.66	-	45.19	68.20	23.01
15 889.03 ¹⁾	H	53.89	39.84	-45.60	-	48.13	74.00	25.87
Average Data								
1 047.07 ¹⁾	H	69.08	28.81	-49.06	-	48.83	54.00	5.17

Average data



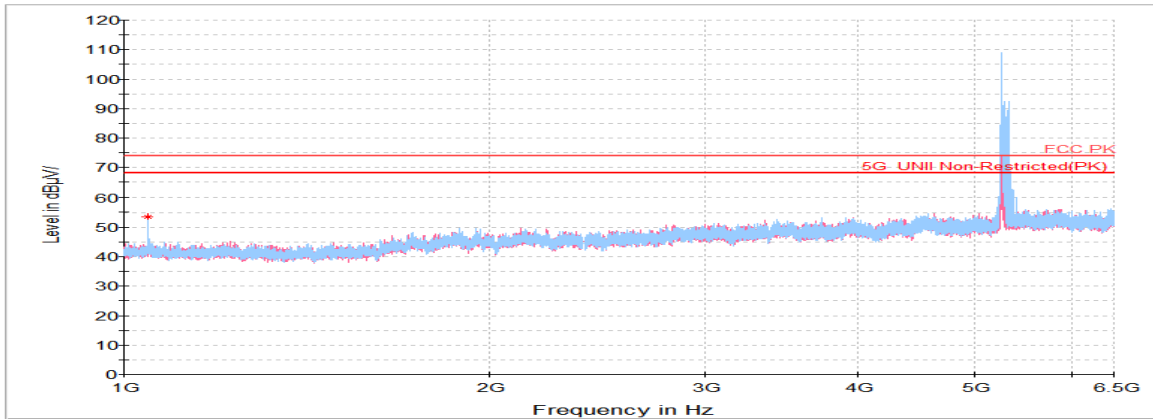
Blank

Plot of Harmonics and Spurious Emissions

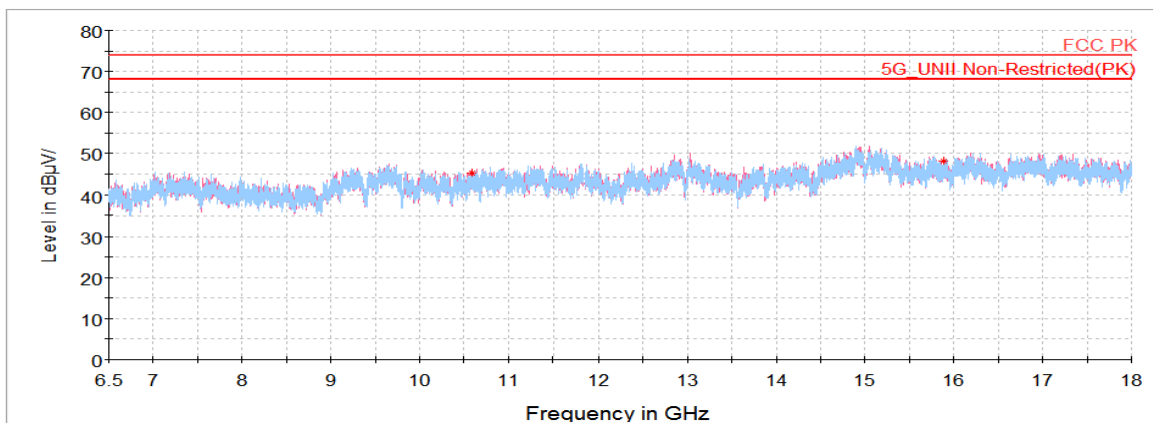
In order to simplify the report, attached plots were only the lowest margin condition

UNII-2A_802.11ax_RU mode (HE 80 / 26T / RU offset 0)_MIMO Middle Channel (5 290 MHz)

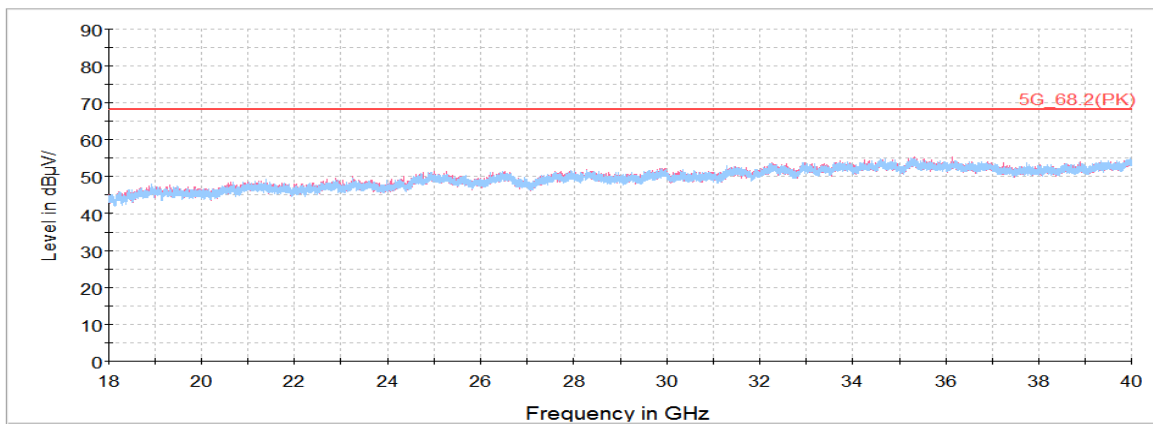
Horizontal/Vertical for 1 GHz ~ 6.5 GHz



Horizontal/Vertical for 6.5 GHz ~ 18 GHz



Horizontal/Vertical for 18 GHz ~ 40 GHz



KCTL Inc.

65, Sinwon-ro, Yeongtong-gu,
Suwon-si, Gyeonggi-do, 16677, Korea
TEL: 82-31-285-0894 FAX: 82-505-299-8311
www.kctl.co.kr

Report No.:
KR21-SRF0163
Page (228) of (257)

**UNII-2C Tx (MIMO) Restricted Bandedge (Lowest Channel)****802.11ax_HE20 SU mode_MIMO Lowest Channel (5 500 MHz)**

Frequency	Pol.	Reading	Ant. Factor	Amp.+Cable	DCF	Result	Limit	Margin
(MHz)	(V/H)	(dB(μ V))	(dB)	(dB)	(dB)	(dB(μ V/m))	(dB(μ V/m))	(dB)
Peak data								
5 457.92 ¹⁾	H	41.34	34.72	-25.53	-	50.53	74.00	23.47
Average Data								
No spurious emissions were detected within 20 dB of the limit								
Horizontal/Vertical for Band-edge								

802.11ax_HE40 SU mode_MIMO Lowest Channel (5 510 MHz)

Frequency	Pol.	Reading	Ant. Factor	Amp.+Cable	DCF	Result	Limit	Margin
(MHz)	(V/H)	(dB(μ V))	(dB)	(dB)	(dB)	(dB(μ V/m))	(dB(μ V/m))	(dB)
Peak data								
5 456.55 ¹⁾	H	41.10	34.72	-25.52	-	50.30	74.00	23.70
Average Data								
No spurious emissions were detected within 20 dB of the limit								
Horizontal/Vertical for Band-edge								

KCTL Inc.

65, Sinwon-ro, Yeongtong-gu,
Suwon-si, Gyeonggi-do, 16677, Korea
TEL: 82-31-285-0894 FAX: 82-505-299-8311
www.kctl.co.kr

Report No.:
KR21-SRF0163
Page (229) of (257)



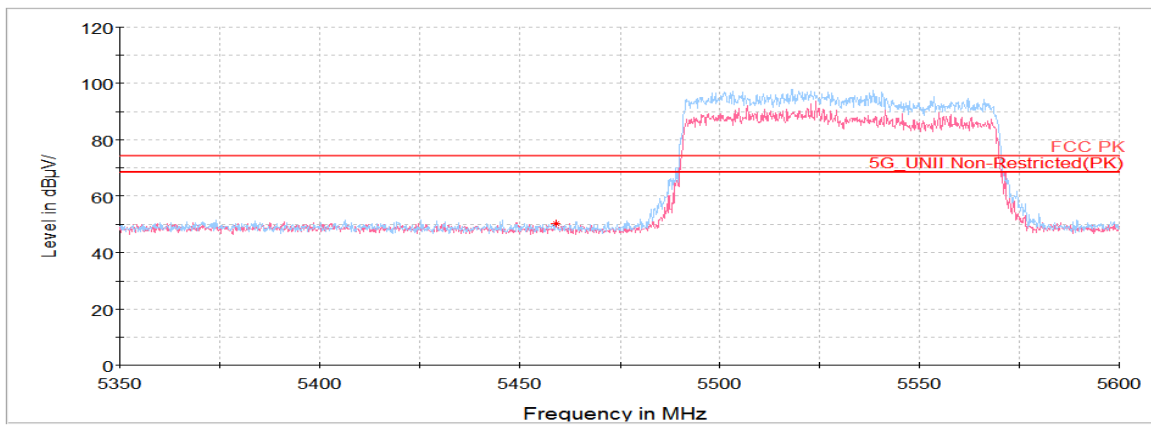
802.11ax_HE80 SU mode_MIMO Lowest Channel (5 530 MHz)

Frequency	Pol.	Reading	Ant. Factor	Amp.+Cable	DCF	Result	Limit	Margin
(MHz)	(V/H)	(dB(μV))	(dB)	(dB)	(dB)	(dB(μV/m))	(dB(μV/m))	(dB)
Peak data								
5 459.30 ¹⁾	H	41.29	34.73	-25.54	-	50.48	74.00	23.52

Average Data

No spurious emissions were detected within 20 dB of the limit

Horizontal/Vertical for Band-edge



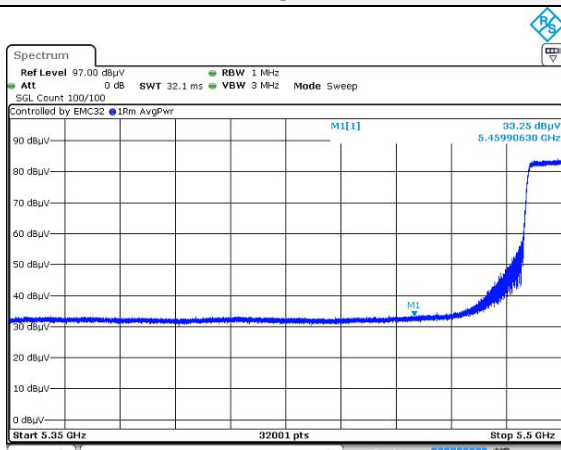
802.11ax_RU mode (HE 80 / 484T / RU offset 65)_MIMO Lowest Channel (5 530 MHz)

Frequency	Pol.	Reading	Ant. Factor	Amp.+Cable	DCF	Result	Limit	Margin
(MHz)	(V/H)	(dB(μV))	(dB)	(dB)	(dB)	(dB(μV/m))	(dB(μV/m))	(dB)
Peak data								
5 459.91 ¹⁾	H	43.15	34.57	-25.29	-	52.43	74.00	21.57

Average Data

5 459.91 ¹⁾	H	33.25	34.73	-25.55	0.20	42.63	54.00	11.37
------------------------	---	-------	-------	--------	------	-------	-------	-------

Average data



Blank

KCTL Inc.

65, Sinwon-ro, Yeongtong-gu,
Suwon-si, Gyeonggi-do, 16677, Korea
TEL: 82-31-285-0894 FAX: 82-505-299-8311
www.kctl.co.kr

Report No.:
KR21-SRF0163
Page (230) of (257)



802.11ax_RU mode (HE 80 / 242T / RU offset 61)_MIMO Lowest Channel (5 530 MHz)

Frequency	Pol.	Reading	Ant. Factor	Amp.+Cable	DCF	Result	Limit	Margin
(MHz)	(V/H)	(dB(μV))	(dB)	(dB)	(dB)	(dB(μV/m))	(dB(μV/m))	(dB)
Peak data								
5 459.85 ¹⁾	H	43.25	34.57	-25.32	-	52.50	74.00	21.50
Average Data								
5 459.85 ¹⁾	H	33.01	34.73	-25.55	0.16	42.35	54.00	11.65
Average data								
					Blank			

802.11ax_RU mode (HE 80 / 106T / RU offset 53)_MIMO Lowest Channel (5 530 MHz)

Frequency	Pol.	Reading	Ant. Factor	Amp.+Cable	DCF	Result	Limit	Margin
(MHz)	(V/H)	(dB(μV))	(dB)	(dB)	(dB)	(dB(μV/m))	(dB(μV/m))	(dB)
Peak data								
5 459.85 ¹⁾	H	42.54	34.58	-25.28	-	51.84	74.00	22.16
Average Data								
5 459.85 ¹⁾	H	33.05	34.73	-25.55	0.11	42.34	54.00	11.66
Average data								
					Blank			

KCTL Inc.

65, Sinwon-ro, Yeongtong-gu,
Suwon-si, Gyeonggi-do, 16677, Korea
TEL: 82-31-285-0894 FAX: 82-505-299-8311
www.kctl.co.kr

Report No.:
KR21-SRF0163
Page (231) of (257)



802.11ax_RU mode (HE 80 / 52T / RU offset 37)_MIMO Lowest Channel (5 530 MHz)

Frequency	Pol.	Reading	Ant. Factor	Amp.+Cable	DCF	Result	Limit	Margin
(MHz)	(V/H)	(dB(μV))	(dB)	(dB)	(dB)	(dB(μV/m))	(dB(μV/m))	(dB)
Peak data								
5 417.27 ¹⁾	H	43.19	34.60	-25.19	-	52.60	74.00	21.40
Average Data								
5 417.27 ¹⁾	H	34.12	34.65	-25.22	-	43.55	54.00	10.45
Average data								
					Blank			

802.11ax_RU mode (HE 80 / 26T / RU offset 0)_MIMO Lowest Channel (5 530 MHz)

Frequency	Pol.	Reading	Ant. Factor	Amp.+Cable	DCF	Result	Limit	Margin
(MHz)	(V/H)	(dB(μV))	(dB)	(dB)	(dB)	(dB(μV/m))	(dB(μV/m))	(dB)
Peak data								
5 415.77 ¹⁾	H	45.31	34.65	-25.20	-	54.76	74.00	19.24
Average Data								
5 415.77 ¹⁾	H	35.46	34.65	-25.21	-	44.90	54.00	9.10
Average data								
					Blank			

KCTL Inc.

65, Sinwon-ro, Yeongtong-gu,
Suwon-si, Gyeonggi-do, 16677, Korea
TEL: 82-31-285-0894 FAX: 82-505-299-8311
www.kctl.co.kr

Report No.:
KR21-SRF0163
Page (232) of (257)

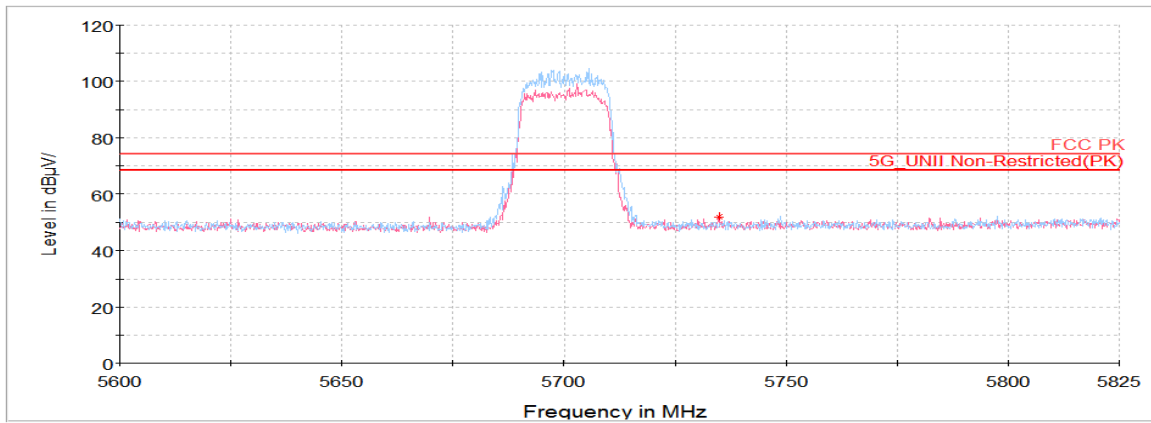


UNII-2C 1Tx (MIMO) Bandedge (Highest Channel)

802.11ax_HE20 SU mode_MIMO Highest Channel (5 700 MHz)

Frequency	Pol.	Reading	Ant. Factor	Amp.+Cable	DCF	Result	Limit	Margin
(MHz)	(V/H)	(dB(μ V))	(dB)	(dB)	(dB)	(dB(μ V/m))	(dB(μ V/m))	(dB)
Peak data								
5 734.81	H	42.23	35.03	-25.36	-	51.90	68.20	16.30

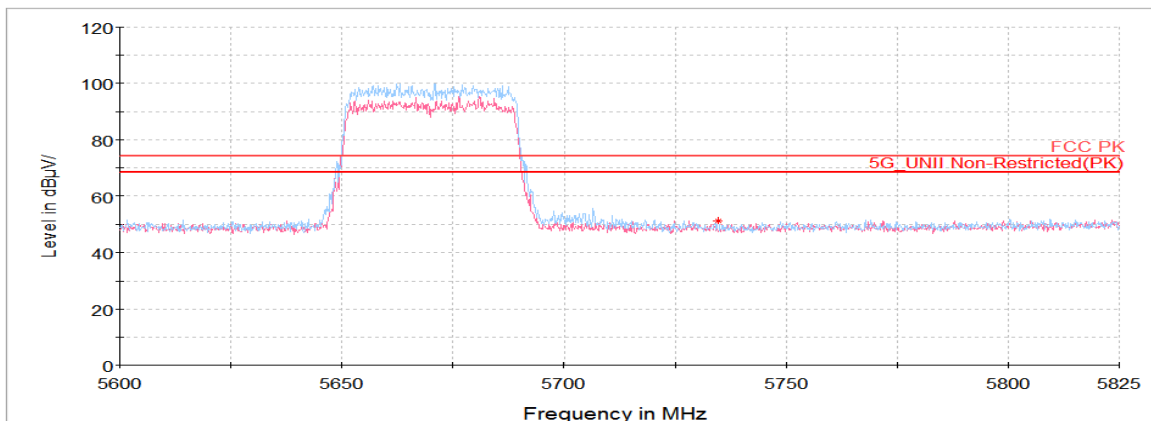
Horizontal/Vertical for Band-edge



802.11ax_HE40 SU mode_MIMO Highest Channel (5 670 MHz)

Frequency	Pol.	Reading	Ant. Factor	Amp.+Cable	DCF	Result	Limit	Margin
(MHz)	(V/H)	(dB(μ V))	(dB)	(dB)	(dB)	(dB(μ V/m))	(dB(μ V/m))	(dB)
Peak data								
5 734.64	H	41.60	35.03	-25.36	-	51.27	68.20	16.93

Horizontal/Vertical for Band-edge



KCTL Inc.

65, Sinwon-ro, Yeongtong-gu,
Suwon-si, Gyeonggi-do, 16677, Korea
TEL: 82-31-285-0894 FAX: 82-505-299-8311
www.kctl.co.kr

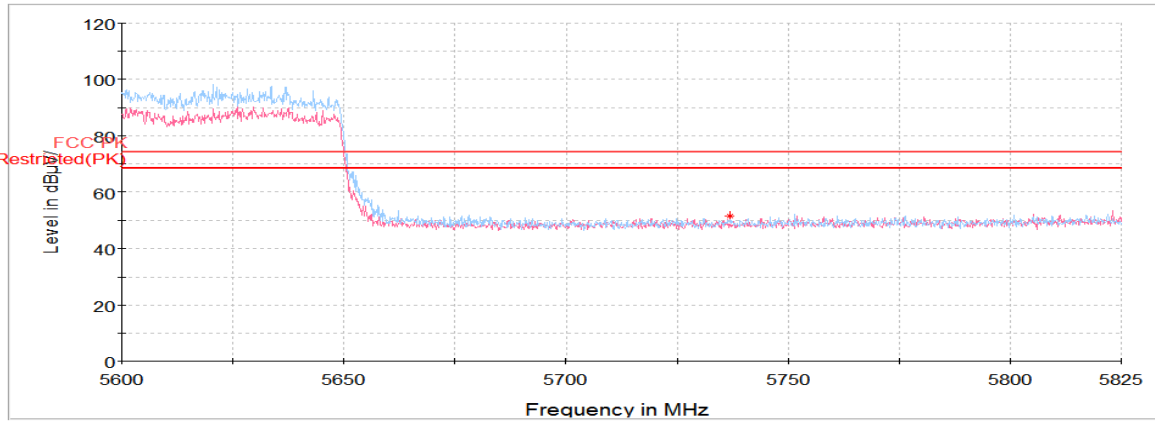
Report No.:
KR21-SRF0163
Page (233) of (257)



802.11ax_HE80 SU mode_MIMO Highest Channel (5 610 MHz)

Frequency	Pol.	Reading	Ant. Factor	Amp.+Cable	DCF	Result	Limit	Margin
(MHz)	(V/H)	(dB(μV))	(dB)	(dB)	(dB)	(dB($\mu V/m$))	(dB($\mu V/m$))	(dB)
Peak data								
5 736.88	H	41.88	35.04	-25.32	-	51.60	68.20	16.60

Horizontal/Vertical for Band-edge



KCTL Inc.

65, Sinwon-ro, Yeongtong-gu,
Suwon-si, Gyeonggi-do, 16677, Korea
TEL: 82-31-285-0894 FAX: 82-505-299-8311
www.kctl.co.kr

Report No.:
KR21-SRF0163
Page (234) of (257)

**802.11ax_RU mode (HE 80 / 484T / RU offset 66)_MIMO Highest Channel (5 610 MHz)**

Frequency	Pol.	Reading	Ant. Factor	Amp.+Cable	DCF	Result	Limit	Margin
(MHz)	(V/H)	(dB(μ V))	(dB)	(dB)	(dB)	(dB(μ V/m))	(dB(μ V/m))	(dB)
Peak data								
5 776.58	H	42.38	35.08	-24.55	-	52.91	68.20	15.29

802.11ax_RU mode (HE 40 / 242T / RU offset 62)_MIMO Highest Channel (5 670 MHz)

Frequency	Pol.	Reading	Ant. Factor	Amp.+Cable	DCF	Result	Limit	Margin
(MHz)	(V/H)	(dB(μ V))	(dB)	(dB)	(dB)	(dB(μ V/m))	(dB(μ V/m))	(dB)
Peak data								
5 736.70	V	42.34	35.04	-25.32	-	52.06	68.20	16.14

802.11ax_RU mode (HE 40 / 106T / RU offset 56)_MIMO Highest Channel (5 670 MHz)

Frequency	Pol.	Reading	Ant. Factor	Amp.+Cable	DCF	Result	Limit	Margin
(MHz)	(V/H)	(dB(μ V))	(dB)	(dB)	(dB)	(dB(μ V/m))	(dB(μ V/m))	(dB)
Peak data								
5 731.89	H	41.74	35.03	-25.41	-	51.36	68.20	16.84

802.11ax_RU mode (HE 40 / 52T / RU offset 43)_MIMO Highest Channel (5 670 MHz)

Frequency	Pol.	Reading	Ant. Factor	Amp.+Cable	DCF	Result	Limit	Margin
(MHz)	(V/H)	(dB(μ V))	(dB)	(dB)	(dB)	(dB(μ V/m))	(dB(μ V/m))	(dB)
Peak data								
5 785.69	H	41.37	35.09	-24.37	-	52.09	68.20	16.11

802.11ax_RU mode (HE 20 / 26T / RU offset 8)_MIMO Highest Channel (5 700 MHz)

Frequency	Pol.	Reading	Ant. Factor	Amp.+Cable	DCF	Result	Limit	Margin
(MHz)	(V/H)	(dB(μ V))	(dB)	(dB)	(dB)	(dB(μ V/m))	(dB(μ V/m))	(dB)
Peak data								
5 730.69	H	42.17	35.03	-25.44	-	51.76	68.20	16.44

KCTL Inc.

65, Sinwon-ro, Yeongtong-gu,
Suwon-si, Gyeonggi-do, 16677, Korea
TEL: 82-31-285-0894 FAX: 82-505-299-8311
www.kctl.co.kr

Report No.:
KR21-SRF0163
Page (235) of (257)

**UNII-2C 1Tx (MIMO) Harmonics and Spurious Emissions****802.11ax_HE20 SU mode_MIMO Lowest Channel (5 500 MHz)**

Frequency	Pol.	Reading	Ant. Factor	Amp.+Cable	DCF	Result	Limit	Margin
(MHz)	(V/H)	(dB(μ V))	(dB)	(dB)	(dB)	(dB(μ V/m))	(dB(μ V/m))	(dB)
Peak data								
11 014.47 ¹⁾	H	56.81	38.20	-49.17	-	45.84	74.00	28.16
16 503.20	V	54.59	41.00	-47.35	-	48.24	68.20	19.96
Average Data								
No spurious emissions were detected within 20 dB of the limit								

802.11ax_HE20 SU mode_MIMO Middle Channel (5 600 MHz)

Frequency	Pol.	Reading	Ant. Factor	Amp.+Cable	DCF	Result	Limit	Margin
(MHz)	(V/H)	(dB(μ V))	(dB)	(dB)	(dB)	(dB(μ V/m))	(dB(μ V/m))	(dB)
Peak data								
11 198.47 ¹⁾	H	56.80	38.24	-49.22	-	45.82	74.00	28.18
16 791.78	V	55.77	41.23	-46.95	-	50.05	68.20	18.15
Average Data								
No spurious emissions were detected within 20 dB of the limit								

802.11ax_HE20 SU mode_MIMO Highest Channel (5 700 MHz)

Frequency	Pol.	Reading	Ant. Factor	Amp.+Cable	DCF	Result	Limit	Margin
(MHz)	(V/H)	(dB(μ V))	(dB)	(dB)	(dB)	(dB(μ V/m))	(dB(μ V/m))	(dB)
Peak data								
11 391.81 ¹⁾	V	56.77	38.28	-49.27	-	45.78	74.00	28.22
17 081.80	H	54.25	40.65	-46.68	-	48.22	68.20	19.98
Average Data								
No spurious emissions were detected within 20 dB of the limit								

802.11ax_HE40 SU mode_MIMO Lowest Channel (5 510 MHz)

Frequency	Pol.	Reading	Ant. Factor	Amp.+Cable	DCF	Result	Limit	Margin
(MHz)	(V/H)	(dB(μ V))	(dB)	(dB)	(dB)	(dB(μ V/m))	(dB(μ V/m))	(dB)
Peak data								
11 019.86 ¹⁾	H	56.00	38.20	-49.17	-	45.03	74.00	28.97
16 539.86	H	54.69	41.03	-47.30	-	48.42	68.20	19.78
Average Data								
No spurious emissions were detected within 20 dB of the limit								

KCTL Inc.

65, Sinwon-ro, Yeongtong-gu,
Suwon-si, Gyeonggi-do, 16677, Korea
TEL: 82-31-285-0894 FAX: 82-505-299-8311
www.kctl.co.kr

Report No.:
KR21-SRF0163
Page (236) of (257)

**802.11ax_HE40 SU mode_MIMO Middle Channel (5 590 MHz)**

Frequency	Pol.	Reading	Ant. Factor	Amp.+Cable	DCF	Result	Limit	Margin
(MHz)	(V/H)	(dB(μ V))	(dB)	(dB)	(dB)	(dB(μ V/m))	(dB(μ V/m))	(dB)
Peak data								
11 810.13 ¹⁾	V	59.38	38.55	-49.55	-	48.38	74.00	25.62
16 770.58	V	55.06	41.22	-46.98	-	49.30	68.20	18.90
Average Data								
No spurious emissions were detected within 20 dB of the limit								

802.11ax_HE40 SU mode_MIMO Highest Channel (5 670 MHz)

Frequency	Pol.	Reading	Ant. Factor	Amp.+Cable	DCF	Result	Limit	Margin
(MHz)	(V/H)	(dB(μ V))	(dB)	(dB)	(dB)	(dB(μ V/m))	(dB(μ V/m))	(dB)
Peak data								
11 341.86 ¹⁾	H	57.21	38.27	-49.26	-	46.22	74.00	27.78
17 008.48	V	54.56	40.69	-46.66	-	48.59	68.20	19.61
Average Data								
No spurious emissions were detected within 20 dB of the limit								

802.11ax_HE80 SU mode_MIMO Lowest Channel (5 530 MHz)

Frequency	Pol.	Reading	Ant. Factor	Amp.+Cable	DCF	Result	Limit	Margin
(MHz)	(V/H)	(dB(μ V))	(dB)	(dB)	(dB)	(dB(μ V/m))	(dB(μ V/m))	(dB)
Peak data								
11 054.72 ¹⁾	H	58.19	38.21	-49.18	-	47.22	74.00	26.78
16 581.19	H	53.39	41.06	-47.25	-	47.20	68.20	21.00
Average Data								
No spurious emissions were detected within 20 dB of the limit								

802.11ax_HE80 SU mode_MIMO Highest Channel (5 610 MHz)

Frequency	Pol.	Reading	Ant. Factor	Amp.+Cable	DCF	Result	Limit	Margin
(MHz)	(V/H)	(dB(μ V))	(dB)	(dB)	(dB)	(dB(μ V/m))	(dB(μ V/m))	(dB)
Peak data								
11 227.94 ¹⁾	V	56.58	38.25	-49.23	-	45.60	74.00	28.40
16 816.22	V	56.05	41.25	-46.92	-	50.38	68.20	17.82
Average Data								
No spurious emissions were detected within 20 dB of the limit								

KCTL Inc.

65, Sinwon-ro, Yeongtong-gu,
Suwon-si, Gyeonggi-do, 16677, Korea
TEL: 82-31-285-0894 FAX: 82-505-299-8311
www.kctl.co.kr

Report No.:
KR21-SRF0163
Page (237) of (257)

**802.11ax_RU mode (HE 20 / 26T / RU offset 0)_MIMO Lowest Channel (5 500 MHz)**

Frequency	Pol.	Reading	Ant. Factor	Amp.+Cable	DCF	Result	Limit	Margin
(MHz)	(V/H)	(dB(μ V))	(dB)	(dB)	(dB)	(dB(μ V/m))	(dB(μ V/m))	(dB)
Peak data								
1 286.86	H	69.87	28.86	-48.46	-	50.27	68.20	17.93
10 954.81 ¹⁾	H	58.10	38.15	-49.22	-	47.03	74.00	26.97
16 490.27	V	54.83	41.19	-47.33	-	48.69	68.20	19.51
Average Data								
No spurious emissions were detected within 20 dB of the limit								

802.11ax_RU mode (HE 20 / 26T / RU offset 8)_MIMO Middle Channel (5 600 MHz)

Frequency	Pol.	Reading	Ant. Factor	Amp.+Cable	DCF	Result	Limit	Margin
(MHz)	(V/H)	(dB(μ V))	(dB)	(dB)	(dB)	(dB(μ V/m))	(dB(μ V/m))	(dB)
Peak data								
11 205.66 ¹⁾	V	54.57	38.24	-49.22	-	43.59	74.00	30.41
16 810.47	V	55.33	41.25	-46.93	-	49.65	68.20	18.55
Average Data								
No spurious emissions were detected within 20 dB of the limit								

802.11ax_RU mode (HE 20 / 26T / RU offset 0)_MIMO Highest Channel (5 700 MHz)

Frequency	Pol.	Reading	Ant. Factor	Amp.+Cable	DCF	Result	Limit	Margin
(MHz)	(V/H)	(dB(μ V))	(dB)	(dB)	(dB)	(dB(μ V/m))	(dB(μ V/m))	(dB)
Peak data								
1 487.09 ¹⁾	H	68.09	28.90	-47.87	-	49.12	74.00	24.88
11 397.20 ¹⁾	H	57.11	38.28	-49.28	-	46.11	74.00	27.89
17 101.20	H	54.01	40.64	-46.69	-	47.96	68.20	20.24
Average Data								
No spurious emissions were detected within 20 dB of the limit								

802.11ax_RU mode (HE 40 / 26T / RU offset 0)_MIMO Lowest Channel (5 510 MHz)

Frequency	Pol.	Reading	Ant. Factor	Amp.+Cable	DCF	Result	Limit	Margin
(MHz)	(V/H)	(dB(μ V))	(dB)	(dB)	(dB)	(dB(μ V/m))	(dB(μ V/m))	(dB)
Peak data								
1 286.86	H	68.07	28.86	-48.46	-	48.47	68.20	19.73
11 023.81 ¹⁾	V	56.50	38.20	-49.17	-	45.53	74.00	28.47
16 521.53	V	54.35	41.02	-47.33	-	48.04	68.20	20.16
Average Data								
No spurious emissions were detected within 20 dB of the limit								

KCTL Inc.

65, Sinwon-ro, Yeongtong-gu,
Suwon-si, Gyeonggi-do, 16677, Korea
TEL: 82-31-285-0894 FAX: 82-505-299-8311
www.kctl.co.kr

Report No.:
KR21-SRF0163
Page (238) of (257)

**802.11ax_RU mode (HE 40 / 26T / RU offset 17)_MIMO Middle Channel (5 590 MHz)**

Frequency	Pol.	Reading	Ant. Factor	Amp.+Cable	DCF	Result	Limit	Margin
(MHz)	(V/H)	(dB(μ V))	(dB)	(dB)	(dB)	(dB(μ V/m))	(dB(μ V/m))	(dB)
Peak data								
1 403.22 ¹⁾	H	66.72	28.88	-48.54	-	47.06	74.00	26.94
11 202.06 ¹⁾	V	56.36	38.24	-49.22	-	45.38	74.00	28.62
16 752.97	H	54.38	41.20	-47.01	-	48.57	68.20	19.63
Average Data								
No spurious emissions were detected within 20 dB of the limit								

802.11ax_RU mode (HE 40 / 26T / RU offset 0)_MIMO Highest Channel (5 670 MHz)

Frequency	Pol.	Reading	Ant. Factor	Amp.+Cable	DCF	Result	Limit	Margin
(MHz)	(V/H)	(dB(μ V))	(dB)	(dB)	(dB)	(dB(μ V/m))	(dB(μ V/m))	(dB)
Peak data								
1 446.70 ¹⁾	H	67.06	28.89	-48.19	-	47.76	74.00	26.24
11 354.44 ¹⁾	H	58.06	38.27	-49.26	-	47.07	74.00	26.93
17 007.05	V	54.73	40.70	-46.66	-	48.77	68.20	19.43
Average Data								
No spurious emissions were detected within 20 dB of the limit								

802.11ax_RU mode (HE 80 / 26T / RU offset 0)_MIMO Lowest Channel (5 530 MHz)

Frequency	Pol.	Reading	Ant. Factor	Amp.+Cable	DCF	Result	Limit	Margin
(MHz)	(V/H)	(dB(μ V))	(dB)	(dB)	(dB)	(dB(μ V/m))	(dB(μ V/m))	(dB)
Peak data								
1 287.20	H	73.13	28.86	-48.46	-	53.53	68.20	14.67
11 068.02 ¹⁾	V	56.62	38.21	-49.18	-	45.65	74.00	28.35
16 579.03	V	53.56	41.06	-47.25	-	47.37	68.20	20.83
Average Data								
No spurious emissions were detected within 20 dB of the limit								

KCTL Inc.

65, Sinwon-ro, Yeongtong-gu,
Suwon-si, Gyeonggi-do, 16677, Korea
TEL: 82-31-285-0894 FAX: 82-505-299-8311
www.kctl.co.kr

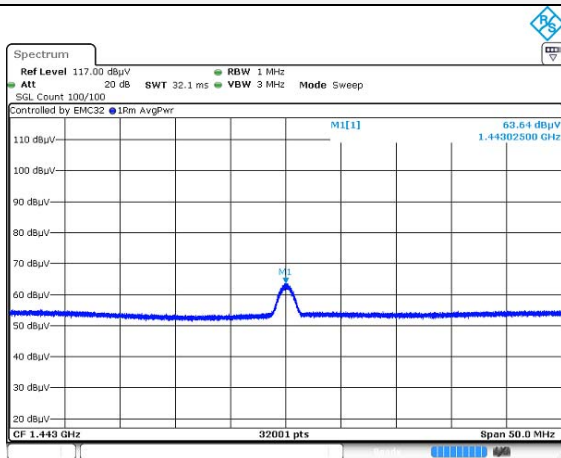
Report No.:
KR21-SRF0163
Page (239) of (257)



802.11ax_RU mode (HE 80 / 26T / RU offset 36)_MIMO Highest Channel (5 610 MHz)

Frequency	Pol.	Reading	Ant. Factor	Amp.+Cable	DCF	Result	Limit	Margin
(MHz)	(V/H)	(dB(μ V))	(dB)	(dB)	(dB)	(dB(μ V/m))	(dB(μ V/m))	(dB)
Peak data								
1 443.03 ¹⁾	H	70.75	28.89	-48.22	-	51.42	74.00	22.58
11 222.91 ¹⁾	V	56.68	38.24	-49.23	-	45.69	74.00	28.31
16 843.53	V	54.73	41.27	-46.88	-	49.12	68.20	19.08
Average Data								
1 443.03 ¹⁾	H	63.64	28.89	-48.22	-	44.31	54.00	9.69

Average data



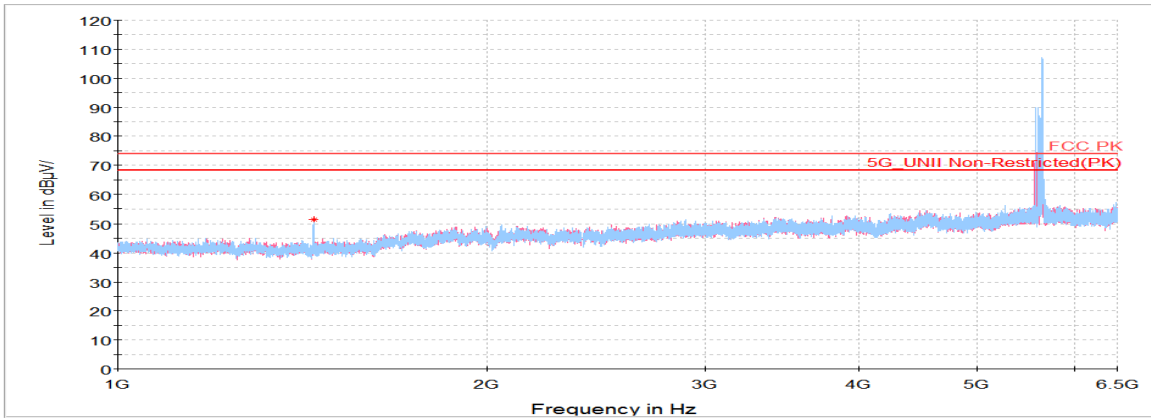
Blank

Plot of Harmonics and Spurious Emissions

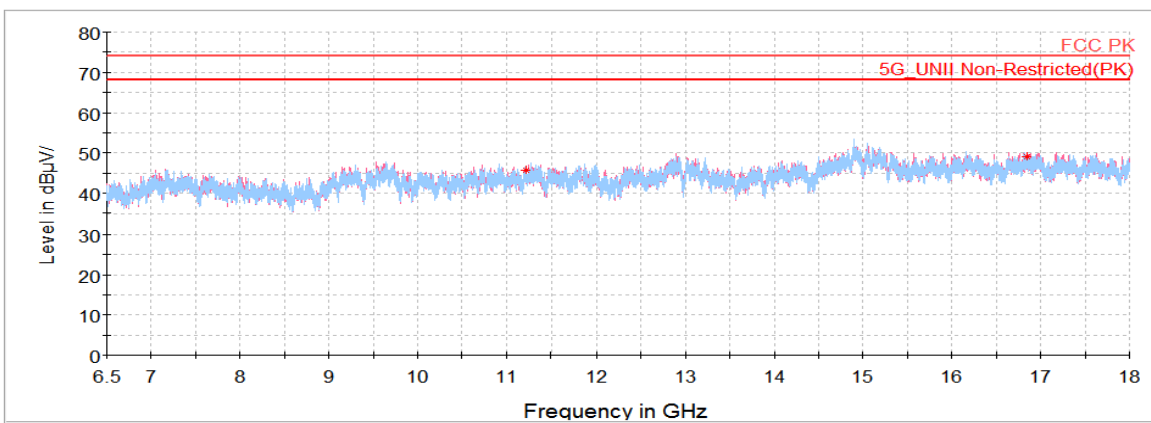
In order to simplify the report, attached plots were only the lowest margin condition

UNII-2C_802.11ax_RU mode (HE 80 / 26T / RU offset 36)_MIMO Highest Channel (5 610 MHz)

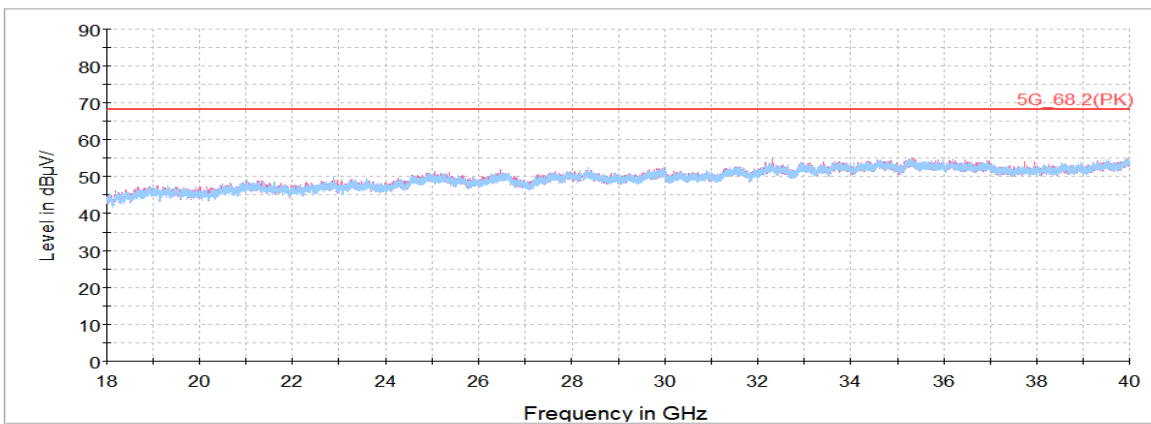
Horizontal/Vertical for 1 GHz ~ 6.5 GHz



Horizontal/Vertical for 6.5 GHz ~ 18 GHz



Horizontal/Vertical for 18 GHz ~ 40 GHz



KCTL Inc.

65, Sinwon-ro, Yeongtong-gu,
Suwon-si, Gyeonggi-do, 16677, Korea
TEL: 82-31-285-0894 FAX: 82-505-299-8311
www.kctl.co.kr

Report No.:
KR21-SRF0163
Page (241) of (257)

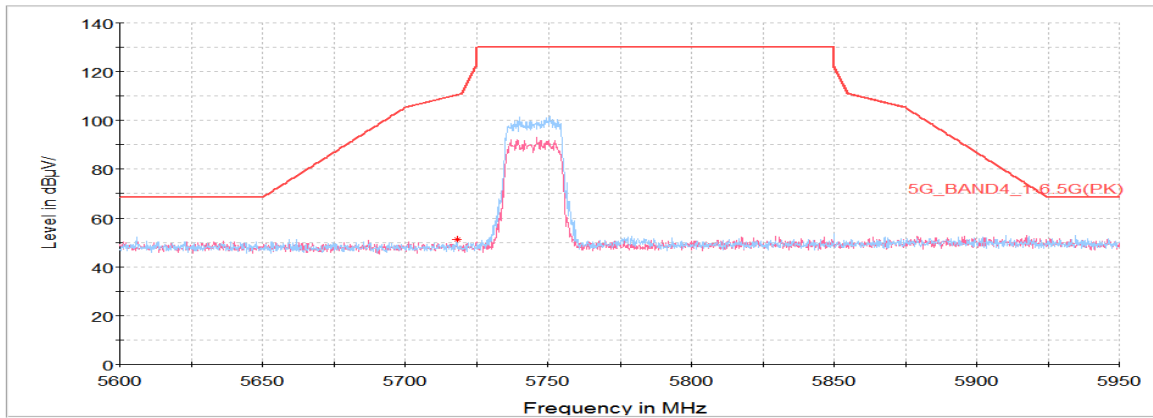


UNII-3 Tx (MIMO) Bandedge (Lowest Channel)

802.11ax_HE20 SU mode_MIMO Lowest Channel (5 745 MHz)

Frequency	Pol.	Reading	Ant. Factor	Amp.+Cable	DCF	Result	Limit	Margin
(MHz)	(V/H)	(dB(μ V))	(dB)	(dB)	(dB)	(dB(μ V/m))	(dB(μ V/m))	(dB)
Peak data								
5 718.31	H	42.15	35.02	-25.68	-	51.49	110.33	58.84

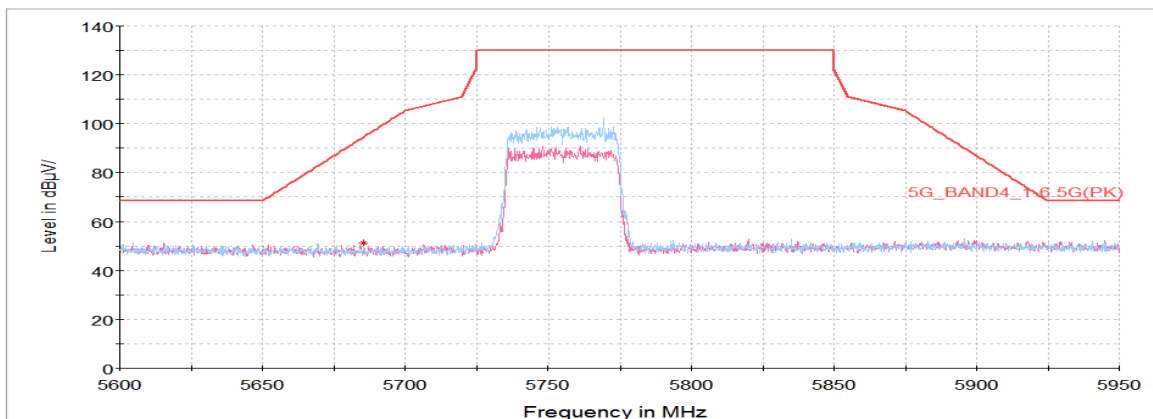
Horizontal/Vertical for Band-edge



802.11ax_HE40 SU mode_MIMO Lowest Channel (5 755 MHz)

Frequency	Pol.	Reading	Ant. Factor	Amp.+Cable	DCF	Result	Limit	Margin
(MHz)	(V/H)	(dB(μ V))	(dB)	(dB)	(dB)	(dB(μ V/m))	(dB(μ V/m))	(dB)
Peak data								
5 685.66	H	42.35	34.99	-25.92	-	51.42	94.59	43.16

Horizontal/Vertical for Band-edge



KCTL Inc.

65, Sinwon-ro, Yeongtong-gu,
Suwon-si, Gyeonggi-do, 16677, Korea
TEL: 82-31-285-0894 FAX: 82-505-299-8311
www.kctl.co.kr

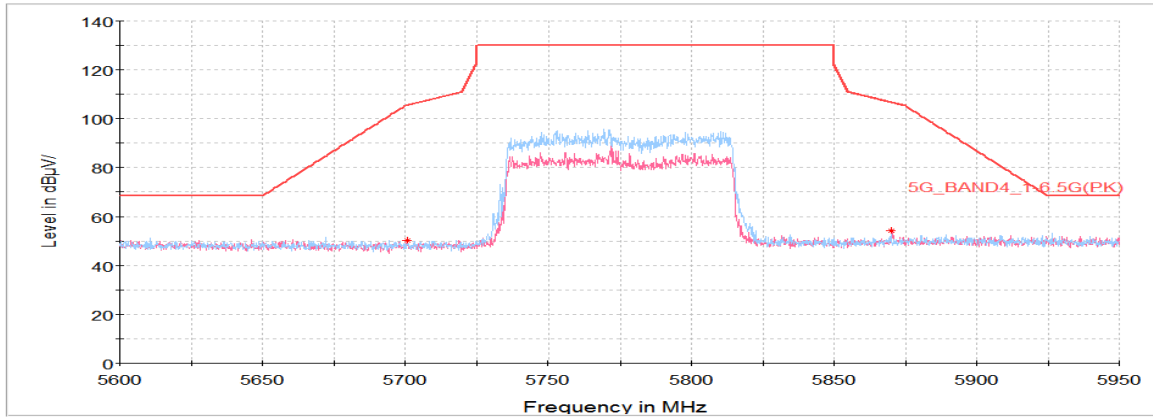
Report No.:
KR21-SRF0163
Page (242) of (257)



802.11ax_HE80 SU mode_MIMO Middle Channel (5 775 MHz)

Frequency	Pol.	Reading	Ant. Factor	Amp.+Cable	DCF	Result	Limit	Margin
(MHz)	(V/H)	(dB(μ V))	(dB)	(dB)	(dB)	(dB(μ V/m))	(dB(μ V/m))	(dB)
Peak data								
5 700.78	H	41.45	35.00	-26.02	-	50.43	105.42	54.99

Horizontal/Vertical for Band-edge



KCTL Inc.

65, Sinwon-ro, Yeongtong-gu,
Suwon-si, Gyeonggi-do, 16677, Korea
TEL: 82-31-285-0894 FAX: 82-505-299-8311
www.kctl.co.kr

Report No.:
KR21-SRF0163
Page (243) of (257)

**802.11ax_RU mode (HE 80 / 484T / RU offset 65)_MIMO Middle Channel (5 775 MHz)**

Frequency	Pol.	Reading	Ant. Factor	Amp.+Cable	DCF	Result	Limit	Margin
(MHz)	(V/H)	(dB(μ V))	(dB)	(dB)	(dB)	(dB(μ V/m))	(dB(μ V/m))	(dB)
Peak data								
5 724.50	H	47.92	35.02	-25.56	-	57.38	121.06	63.68

802.11ax_RU mode (HE 40 / 242T / RU offset 61)_MIMO Lowest Channel (5 755 MHz)

Frequency	Pol.	Reading	Ant. Factor	Amp.+Cable	DCF	Result	Limit	Margin
(MHz)	(V/H)	(dB(μ V))	(dB)	(dB)	(dB)	(dB(μ V/m))	(dB(μ V/m))	(dB)
Peak data								
5 700.09	H	46.87	35.00	-26.03	-	55.84	105.23	49.38

802.11ax_RU mode (HE 40 / 106T / RU offset 53)_MIMO Lowest Channel (5 755 MHz)

Frequency	Pol.	Reading	Ant. Factor	Amp.+Cable	DCF	Result	Limit	Margin
(MHz)	(V/H)	(dB(μ V))	(dB)	(dB)	(dB)	(dB(μ V/m))	(dB(μ V/m))	(dB)
Peak data								
5 705.77	H	45.96	35.01	-25.92	-	55.05	106.81	51.77

802.11ax_RU mode (HE 40 / 52T / RU offset 37)_MIMO Lowest Channel (5 755 MHz)

Frequency	Pol.	Reading	Ant. Factor	Amp.+Cable	DCF	Result	Limit	Margin
(MHz)	(V/H)	(dB(μ V))	(dB)	(dB)	(dB)	(dB(μ V/m))	(dB(μ V/m))	(dB)
Peak data								
5 724.16	H	42.42	35.02	-25.56	-	51.88	120.28	68.39

802.11ax_RU mode (HE 20 / 26T / RU offset 0)_MIMO Lowest Channel (5 745 MHz)

Frequency	Pol.	Reading	Ant. Factor	Amp.+Cable	DCF	Result	Limit	Margin
(MHz)	(V/H)	(dB(μ V))	(dB)	(dB)	(dB)	(dB(μ V/m))	(dB(μ V/m))	(dB)
Peak data								
5 712.98	V	42.39	35.01	-25.78	-	51.62	108.84	57.22

KCTL Inc.

65, Sinwon-ro, Yeongtong-gu,
Suwon-si, Gyeonggi-do, 16677, Korea
TEL: 82-31-285-0894 FAX: 82-505-299-8311
www.kctl.co.kr

Report No.:
KR21-SRF0163
Page (244) of (257)

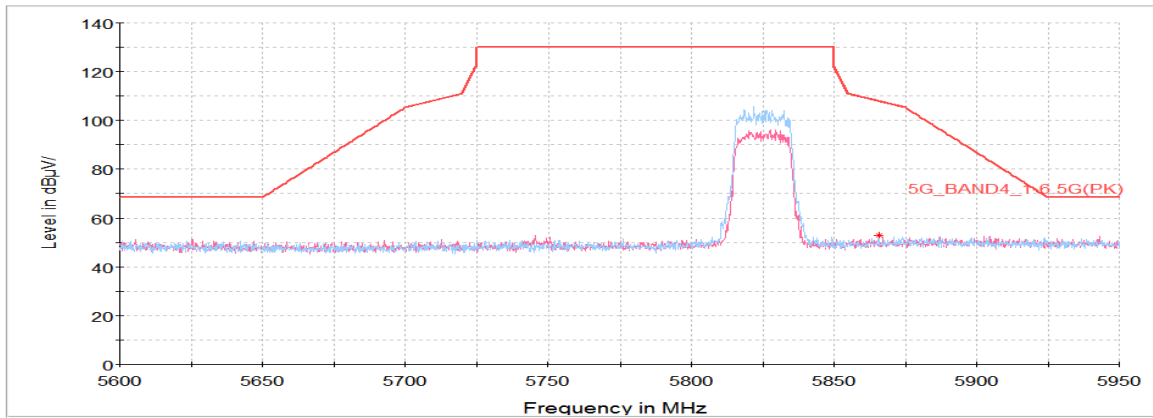


UNII-3 1Tx (MIMO) Bandedge (Highest Channel)

802.11ax_HE20 SU mode_MIMO Highest Channel (5 825 MHz)

Frequency	Pol.	Reading	Ant. Factor	Amp.+Cable	DCF	Result	Limit	Margin
(MHz)	(V/H)	(dB(μ V))	(dB)	(dB)	(dB)	(dB(μ V/m))	(dB(μ V/m))	(dB)
Peak data								
5 865.61	H	41.53	35.17	-23.78	-	52.92	107.83	54.91

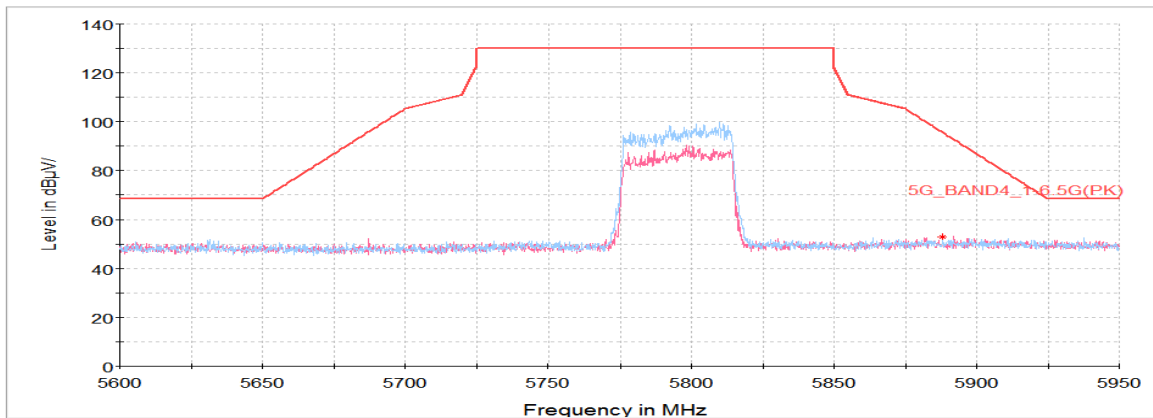
Horizontal/Vertical for Band-edge



802.11ax_HE40 SU mode_MIMO Highest Channel (5 795 MHz)

Frequency	Pol.	Reading	Ant. Factor	Amp.+Cable	DCF	Result	Limit	Margin
(MHz)	(V/H)	(dB(μ V))	(dB)	(dB)	(dB)	(dB(μ V/m))	(dB(μ V/m))	(dB)
Peak data								
5 888.13	H	41.55	35.19	-23.67	-	53.07	95.49	42.42

Horizontal/Vertical for Band-edge



KCTL Inc.

65, Sinwon-ro, Yeongtong-gu,
Suwon-si, Gyeonggi-do, 16677, Korea
TEL: 82-31-285-0894 FAX: 82-505-299-8311
www.kctl.co.kr

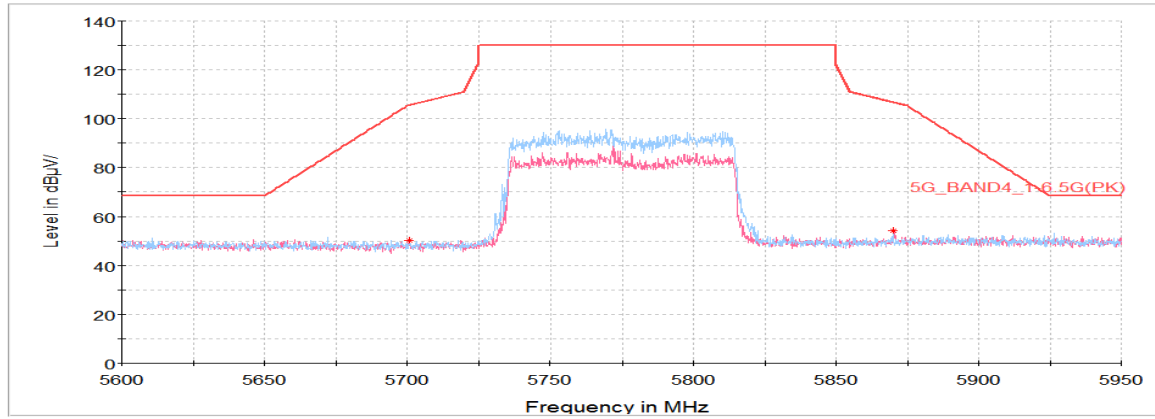
Report No.:
KR21-SRF0163
Page (245) of (257)



802.11ax_HE80 SU mode_MIMO Middle Channel (5 775 MHz)

Frequency	Pol.	Reading	Ant. Factor	Amp.+Cable	DCF	Result	Limit	Margin
(MHz)	(V/H)	(dB(μ V))	(dB)	(dB)	(dB)	(dB(μ V/m))	(dB(μ V/m))	(dB)
Peak data								
5 870.08	H	43.07	35.17	-23.75	-	54.49	106.58	52.09

Horizontal/Vertical for Band-edge



KCTL Inc.

65, Sinwon-ro, Yeongtong-gu,
Suwon-si, Gyeonggi-do, 16677, Korea
TEL: 82-31-285-0894 FAX: 82-505-299-8311
www.kctl.co.kr

Report No.:
KR21-SRF0163
Page (246) of (257)

**802.11ax_RU mode (HE 80 / 484T / RU offset 66)_MIMO Middle Channel (5 775 MHz)**

Frequency	Pol.	Reading	Ant. Factor	Amp.+Cable	DCF	Result	Limit	Margin
(MHz)	(V/H)	(dB(μ V))	(dB)	(dB)	(dB)	(dB(μ V/m))	(dB(μ V/m))	(dB)
Peak data								
5 873.69	H	41.93	35.17	-23.74	-	53.36	105.57	52.21

802.11ax_RU mode (HE 80 / 242T / RU offset 64)_MIMO Middle Channel (5 775 MHz)

Frequency	Pol.	Reading	Ant. Factor	Amp.+Cable	DCF	Result	Limit	Margin
(MHz)	(V/H)	(dB(μ V))	(dB)	(dB)	(dB)	(dB(μ V/m))	(dB(μ V/m))	(dB)
Peak data								
5 878.16	V	42.78	35.18	-23.71	-	54.25	102.86	48.61

802.11ax_RU mode (HE 20 / 106T / RU offset 54)_MIMO Highest Channel (5 825 MHz)

Frequency	Pol.	Reading	Ant. Factor	Amp.+Cable	DCF	Result	Limit	Margin
(MHz)	(V/H)	(dB(μ V))	(dB)	(dB)	(dB)	(dB(μ V/m))	(dB(μ V/m))	(dB)
Peak data								
5 864.58	H	41.62	35.16	-23.78	-	53.00	108.12	55.12

802.11ax_RU mode (HE 20 / 52T / RU offset 40)_MIMO Highest Channel (5 825 MHz)

Frequency	Pol.	Reading	Ant. Factor	Amp.+Cable	DCF	Result	Limit	Margin
(MHz)	(V/H)	(dB(μ V))	(dB)	(dB)	(dB)	(dB(μ V/m))	(dB(μ V/m))	(dB)
Peak data								
5 881.94	V	42.63	35.18	-23.70	-	54.11	100.07	45.96

802.11ax_RU mode (HE 20 / 26T / RU offset 8)_MIMO Highest Channel (5 825 MHz)

Frequency	Pol.	Reading	Ant. Factor	Amp.+Cable	DCF	Result	Limit	Margin
(MHz)	(V/H)	(dB(μ V))	(dB)	(dB)	(dB)	(dB(μ V/m))	(dB(μ V/m))	(dB)
Peak data								
5 880.56	V	41.64	35.18	-23.70	-	53.12	101.08	47.97

KCTL Inc.

65, Sinwon-ro, Yeongtong-gu,
Suwon-si, Gyeonggi-do, 16677, Korea
TEL: 82-31-285-0894 FAX: 82-505-299-8311
www.kctl.co.kr

Report No.:
KR21-SRF0163
Page (247) of (257)

**UNII-2C 1Tx (MIMO) Harmonics and Spurious Emissions****802.11ax_HE20 SU mode_MIMO Lowest Channel (5 745 MHz)**

Frequency	Pol.	Reading	Ant. Factor	Amp.+Cable	DCF	Result	Limit	Margin
(MHz)	(V/H)	(dB(μ V))	(dB)	(dB)	(dB)	(dB(μ V/m))	(dB(μ V/m))	(dB)
Peak data								
11 488.84 ¹⁾	V	58.11	38.30	-49.30	-	47.11	74.00	26.89
17 230.94	V	55.54	40.56	-46.72	-	49.38	68.20	18.82
Average Data								
No spurious emissions were detected within 20 dB of the limit								

802.11ax_HE20 SU mode_MIMO Middle Channel (5 785 MHz)

Frequency	Pol.	Reading	Ant. Factor	Amp.+Cable	DCF	Result	Limit	Margin
(MHz)	(V/H)	(dB(μ V))	(dB)	(dB)	(dB)	(dB(μ V/m))	(dB(μ V/m))	(dB)
Peak data								
11 558.56 ¹⁾	H	56.88	38.35	-49.35	-	45.88	74.00	28.12
17 340.55	V	54.44	40.50	-46.75	-	48.19	68.20	20.01
Average Data								
No spurious emissions were detected within 20 dB of the limit								

802.11ax_HE20 SU mode_MIMO Highest Channel (5 825 MHz)

Frequency	Pol.	Reading	Ant. Factor	Amp.+Cable	DCF	Result	Limit	Margin
(MHz)	(V/H)	(dB(μ V))	(dB)	(dB)	(dB)	(dB(μ V/m))	(dB(μ V/m))	(dB)
Peak data								
1 618.58 ¹⁾	H	68.16	29.47	-47.60	-	50.03	74.00	23.97
11 650.20 ¹⁾	H	58.04	38.42	-49.43	-	47.03	74.00	26.97
17 473.16	V	56.37	40.42	-46.79	-	50.00	68.20	18.20
Average Data								
No spurious emissions were detected within 20 dB of the limit								

802.11ax_HE40 SU mode_MIMO Lowest Channel (5 755 MHz)

Frequency	Pol.	Reading	Ant. Factor	Amp.+Cable	DCF	Result	Limit	Margin
(MHz)	(V/H)	(dB(μ V))	(dB)	(dB)	(dB)	(dB(μ V/m))	(dB(μ V/m))	(dB)
Peak data								
11 484.53 ¹⁾	V	58.27	38.30	-49.30	-	47.27	74.00	26.73
14 920.88	V	54.11	41.06	-42.00	-	53.17	68.20	15.03
Average Data								
No spurious emissions were detected within 20 dB of the limit								

KCTL Inc.

65, Sinwon-ro, Yeongtong-gu,
Suwon-si, Gyeonggi-do, 16677, Korea
TEL: 82-31-285-0894 FAX: 82-505-299-8311
www.kctl.co.kr

Report No.:
KR21-SRF0163
Page (248) of (257)

**802.11ax_HE40 SU mode_MIMO Highest Channel (5 795 MHz)**

Frequency	Pol.	Reading	Ant. Factor	Amp.+Cable	DCF	Result	Limit	Margin
(MHz)	(V/H)	(dB(μ V))	(dB)	(dB)	(dB)	(dB(μ V/m))	(dB(μ V/m))	(dB)
Peak data								
11 522.98 ¹⁾	H	58.05	38.32	-49.32	-	47.05	74.00	26.95
14 886.38	H	55.17	41.00	-42.35	-	53.82	68.20	14.38
Average Data								
No spurious emissions were detected within 20 dB of the limit								

802.11ax_HE80 SU mode_MIMO Middle Channel (5 775 MHz)

Frequency	Pol.	Reading	Ant. Factor	Amp.+Cable	DCF	Result	Limit	Margin
(MHz)	(V/H)	(dB(μ V))	(dB)	(dB)	(dB)	(dB(μ V/m))	(dB(μ V/m))	(dB)
Peak data								
11 531.25 ¹⁾	V	58.21	38.33	-49.33	-	47.21	74.00	26.79
14 920.16	V	53.58	41.06	-42.00	-	52.64	68.20	15.56
Average Data								
No spurious emissions were detected within 20 dB of the limit								

802.11ax_RU mode (HE 20 / 26T / RU offset 0)_MIMO Lowest Channel (5 745 MHz)

Frequency	Pol.	Reading	Ant. Factor	Amp.+Cable	DCF	Result	Limit	Margin
(MHz)	(V/H)	(dB(μ V))	(dB)	(dB)	(dB)	(dB(μ V/m))	(dB(μ V/m))	(dB)
Peak data								
1 531.44 ¹⁾	H	67.49	29.05	-47.87	-	48.67	74.00	25.33
11 482.73 ¹⁾	H	57.71	38.30	-49.30	-	46.71	74.00	27.29
17 247.11	V	53.24	40.55	-46.73	-	47.06	68.20	21.14
Average Data								
No spurious emissions were detected within 20 dB of the limit								

802.11ax_RU mode (HE 20 / 26T / RU offset 8)_MIMO Middle Channel (5 785 MHz)

Frequency	Pol.	Reading	Ant. Factor	Amp.+Cable	DCF	Result	Limit	Margin
(MHz)	(V/H)	(dB(μ V))	(dB)	(dB)	(dB)	(dB(μ V/m))	(dB(μ V/m))	(dB)
Peak data								
11 564.31 ¹⁾	V	56.39	38.35	-49.36	-	45.38	74.00	28.62
17 362.47	V	55.14	40.48	-46.76	-	48.86	68.20	19.34
Average Data								
No spurious emissions were detected within 20 dB of the limit								

KCTL Inc.

65, Sinwon-ro, Yeongtong-gu,
Suwon-si, Gyeonggi-do, 16677, Korea
TEL: 82-31-285-0894 FAX: 82-505-299-8311
www.kctl.co.kr

Report No.:
KR21-SRF0163
Page (249) of (257)

**802.11ax_RU mode (HE 20 / 26T / RU offset 0)_MIMO Highest Channel (5 825 MHz)**

Frequency	Pol.	Reading	Ant. Factor	Amp.+Cable	DCF	Result	Limit	Margin
(MHz)	(V/H)	(dB(μV))	(dB)	(dB)	(dB)	(dB(μV/m))	(dB(μV/m))	(dB)
Peak data								
1 611.70 ¹⁾	H	67.53	29.44	-47.79	-	49.18	74.00	24.82
11 663.86 ¹⁾	H	57.15	38.43	-49.44	-	46.14	74.00	27.86
17 472.08	V	54.90	40.42	-46.79	-	48.53	68.20	19.67
Average Data								
No spurious emissions were detected within 20 dB of the limit								

802.11ax_RU mode (HE 40 / 26T / RU offset 0)_MIMO Lowest Channel (5 755 MHz)

Frequency	Pol.	Reading	Ant. Factor	Amp.+Cable	DCF	Result	Limit	Margin
(MHz)	(V/H)	(dB(μV))	(dB)	(dB)	(dB)	(dB(μV/m))	(dB(μV/m))	(dB)
Peak data								
1 532.09 ¹⁾	H	71.24	29.05	-47.87	-	52.42	74.00	21.58
11 516.52 ¹⁾	V	55.80	38.31	-49.32	-	44.79	74.00	29.21
17 267.59	H	55.53	40.54	-46.73	-	49.34	68.20	18.86
Average Data								
1 532.09 ¹⁾	H	63.51	29.05	-47.87	-	44.69	54.00	9.31
Average data								
					Blank			

802.11ax_RU mode (HE 40 / 26T / RU offset 17)_MIMO Highest Channel (5 795 MHz)

Frequency	Pol.	Reading	Ant. Factor	Amp.+Cable	DCF	Result	Limit	Margin
(MHz)	(V/H)	(dB(μV))	(dB)	(dB)	(dB)	(dB(μV/m))	(dB(μV/m))	(dB)
Peak data								
11 584.80 ¹⁾	V	57.06	38.37	-49.37	-	46.06	74.00	27.94
17 385.11	V	55.25	40.47	-46.77	-	48.95	68.20	19.25
Average Data								
No spurious emissions were detected within 20 dB of the limit								

KCTL Inc.

65, Sinwon-ro, Yeongtong-gu,
Suwon-si, Gyeonggi-do, 16677, Korea
TEL: 82-31-285-0894 FAX: 82-505-299-8311
www.kctl.co.kr

Report No.:
KR21-SRF0163
Page (250) of (257)

**802.11ax_RU mode (HE 80 / 26T / RU offset 0)_MIMO Middle Channel (5 775 MHz)**

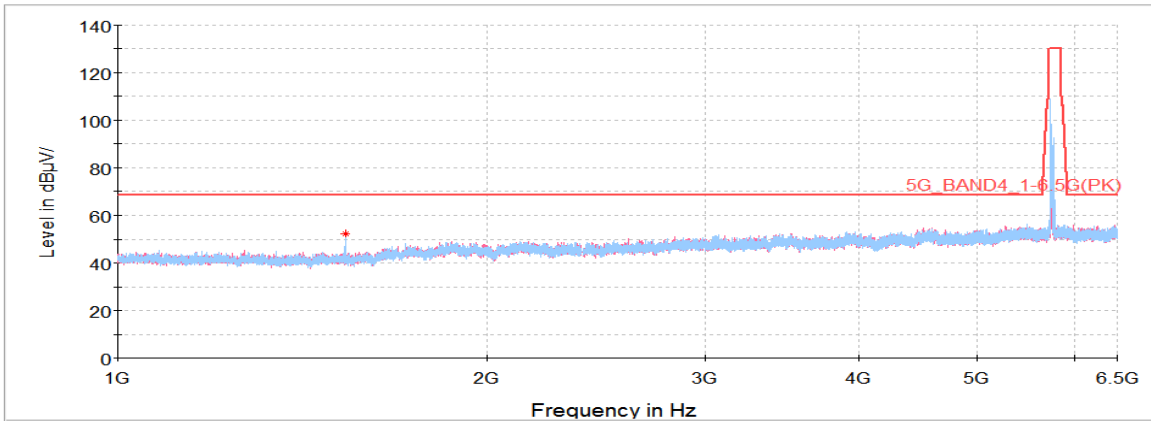
Frequency	Pol.	Reading	Ant. Factor	Amp.+Cable	DCF	Result	Limit	Margin
(MHz)	(V/H)	(dB(μ V))	(dB)	(dB)	(dB)	(dB(μ V/m))	(dB(μ V/m))	(dB)
Peak data								
11 547.78 ¹⁾	V	56.84	38.34	-49.34	-	45.84	74.00	28.16
17 323.66	V	56.49	40.51	-46.75	-	50.25	68.20	17.95
Average Data								
No spurious emissions were detected within 20 dB of the limit								

Plot of Harmonics and Spurious Emissions

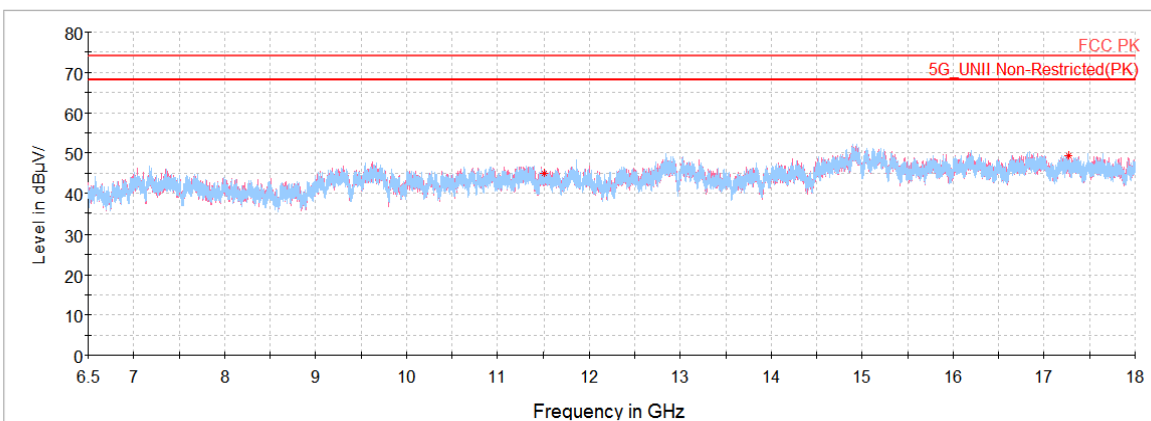
In order to simplify the report, attached plots were only the lowest margin condition

UNII-3_802.11ax_RU mode (HE 40 / 26T / RU offset 0)_MIMO Lowest Channel (5 755 MHz)

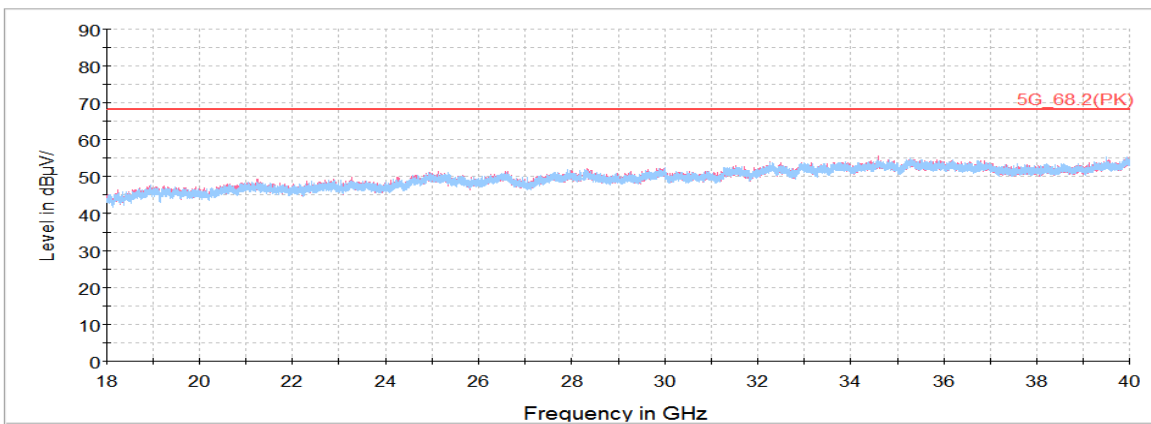
Horizontal/Vertical for 1 GHz ~ 6.5 GHz



Horizontal/Vertical for 6.5 GHz ~ 18 GHz



Horizontal/Vertical for 18 GHz ~ 40 GHz



KCTL Inc.

65, Sinwon-ro, Yeongtong-gu,
Suwon-si, Gyeonggi-do, 16677, Korea
TEL: 82-31-285-0894 FAX: 82-505-299-8311
www.kctl.co.kr

Report No.:
KR21-SRF0163
Page (252) of (257)

**Spurious Emission for Simultaneous Tx Condition**

Case 1	Bluetooth	Antenna ALL 5 GHz WLAN
Mode	EDR	n40
Channel	0	62
Frequency	2 402	5 310
Data Rate	3-DH1	MCS8

Case 2	Bluetooth	Antenna ALL 5 GHz WLAN
Mode	EDR	ax20
Channel	0	48
Frequency	2 402	5 240
Data Rate	3-DH1	HE20
T.O	-	26T offset 0

Notes.

The lowest margin condition among the channels and modes were selected for test.

KCTL Inc.

65, Sinwon-ro, Yeongtong-gu,
Suwon-si, Gyeonggi-do, 16677, Korea
TEL: 82-31-285-0894 FAX: 82-505-299-8311
www.kctl.co.kr

Report No.:
KR21-SRF0163
Page (253) of (257)



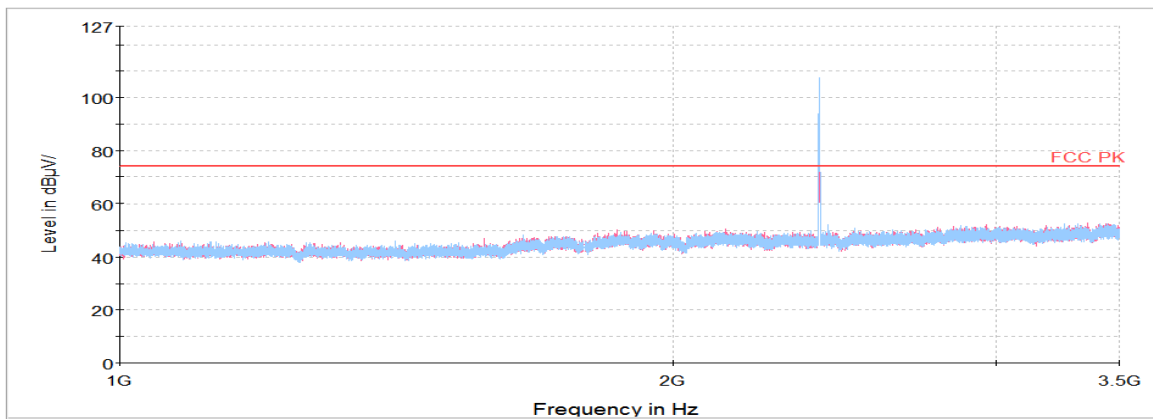
Case 1

Frequency	Pol.	Reading	Ant. Factor	Amp.+Cable	DCF	Result	Limit	Margin
(MHz)	(V/H)	(dB(μV))	(dB)	(dB)	(dB)	(dB(μV/m))	(dB(μV/m))	(dB)
Peak data								
4 803.64	V	62.98	33.78	-53.10	-	43.66	74.00	30.34
10 625.27	H	59.03	37.83	-49.63	-	47.23	74.00	26.77
15 884.00	H	56.32	39.85	-45.79	-	50.38	74.00	23.62

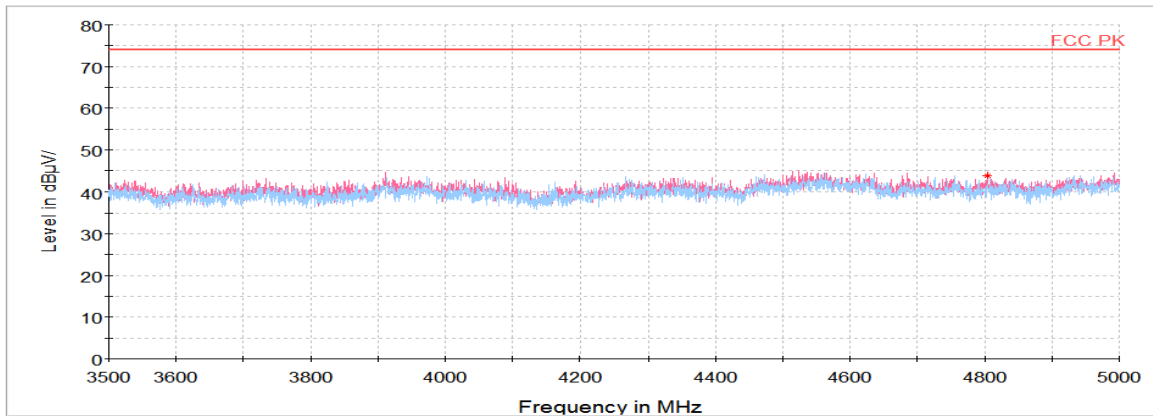
Average Data

No spurious emissions were detected within 20 dB of the limit.

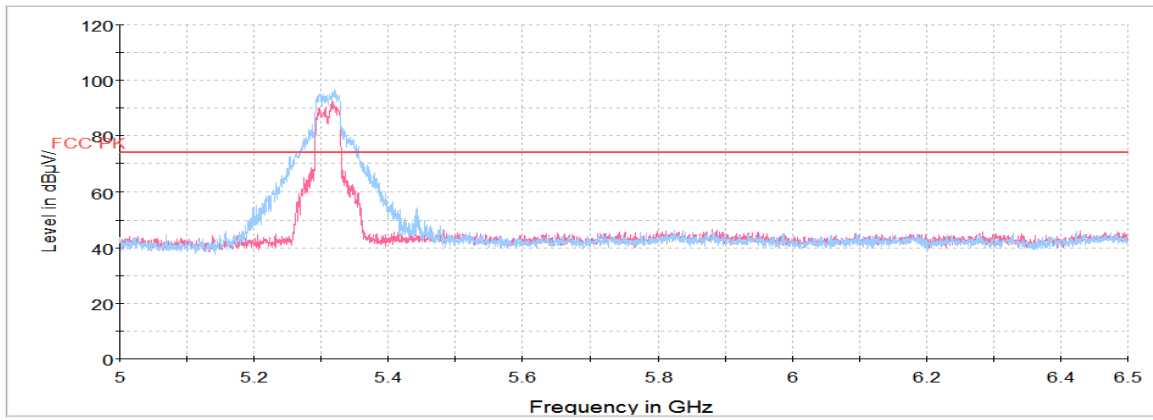
Horizontal/Vertical for 1 GHz ~ 3.5 GHz



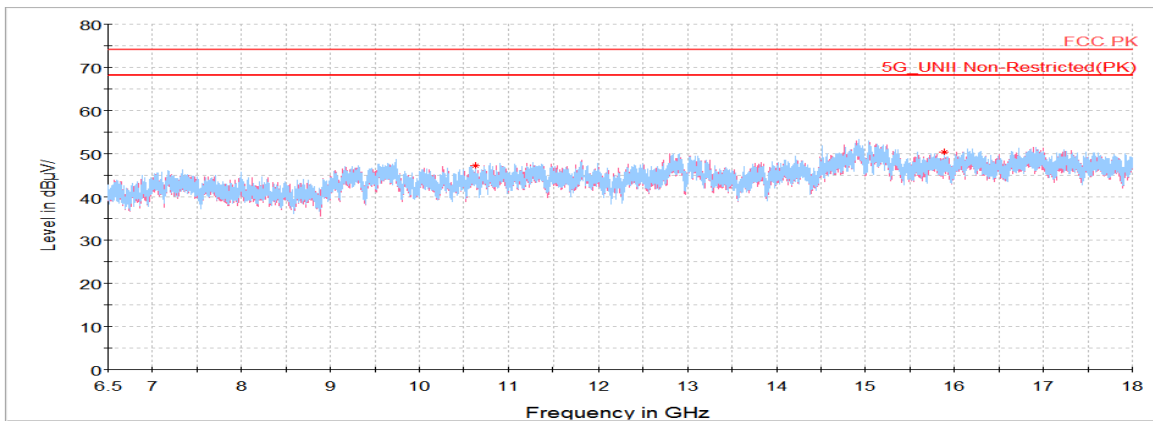
Horizontal/Vertical for 3.5 GHz ~ 5 GHz



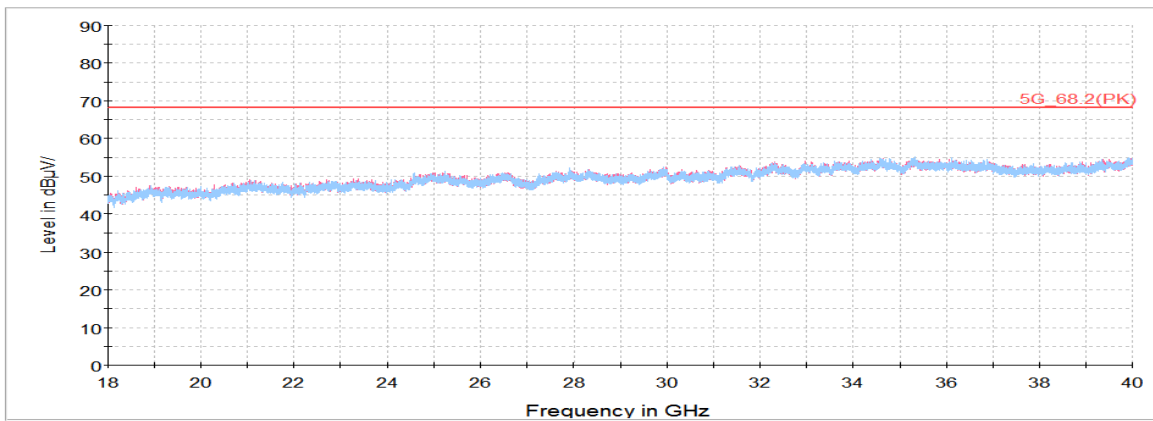
Horizontal/Vertical for 5 GHz ~ 6.5 GHz



Horizontal/Vertical for 6.5 GHz ~ 18 GHz



Horizontal/Vertical for 18 GHz ~ 40 GHz



KCTL Inc.

65, Sinwon-ro, Yeongtong-gu,
Suwon-si, Gyeonggi-do, 16677, Korea
TEL: 82-31-285-0894 FAX: 82-505-299-8311
www.kctl.co.kr

Report No.:
KR21-SRF0163
Page (255) of (257)



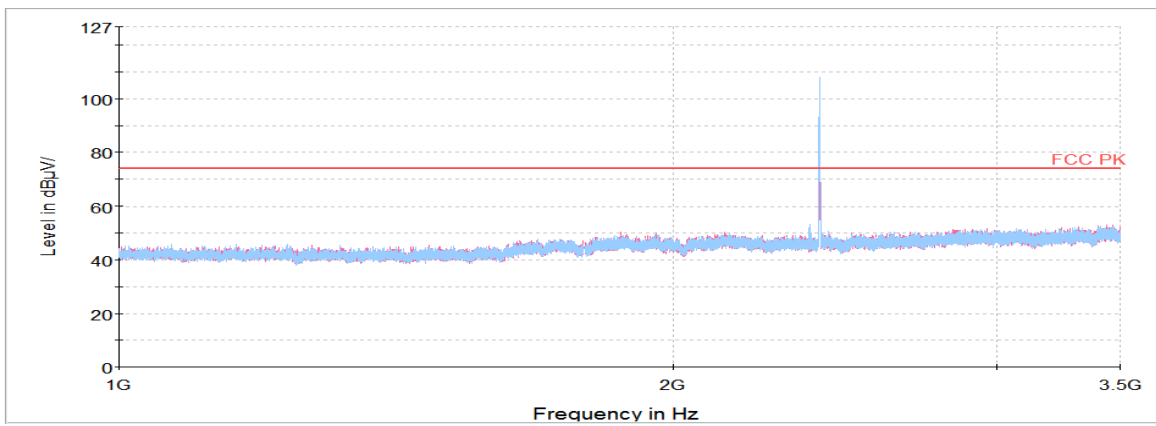
Case 2

Frequency	Pol.	Reading	Ant. Factor	Amp.+Cable	DCF	Result	Limit	Margin
(MHz)	(V/H)	(dB(μ V))	(dB)	(dB)	(dB)	(dB(μ V/m))	(dB(μ V/m))	(dB)
Peak data								
3 601.05	H	65.63	33.08	-54.15	-	44.56	74.00	29.44
4 840.34	H	63.85	33.80	-53.13	-	44.52	74.00	29.48
10 387.36	H	58.72	37.59	-49.73	-	46.58	68.20	21.62
15 756.78	H	56.59	39.90	-45.70	-	50.79	74.00	23.21

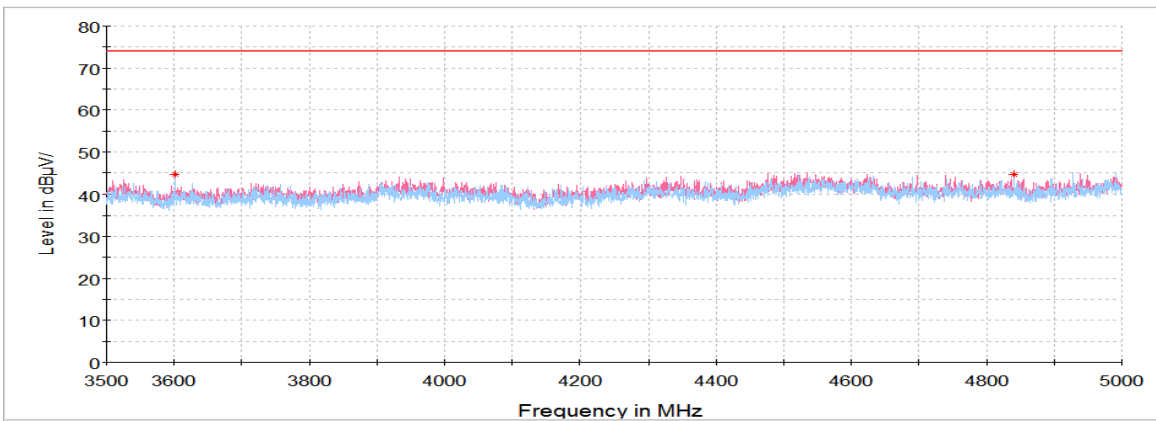
Average Data

No spurious emissions were detected within 20 dB of the limit.

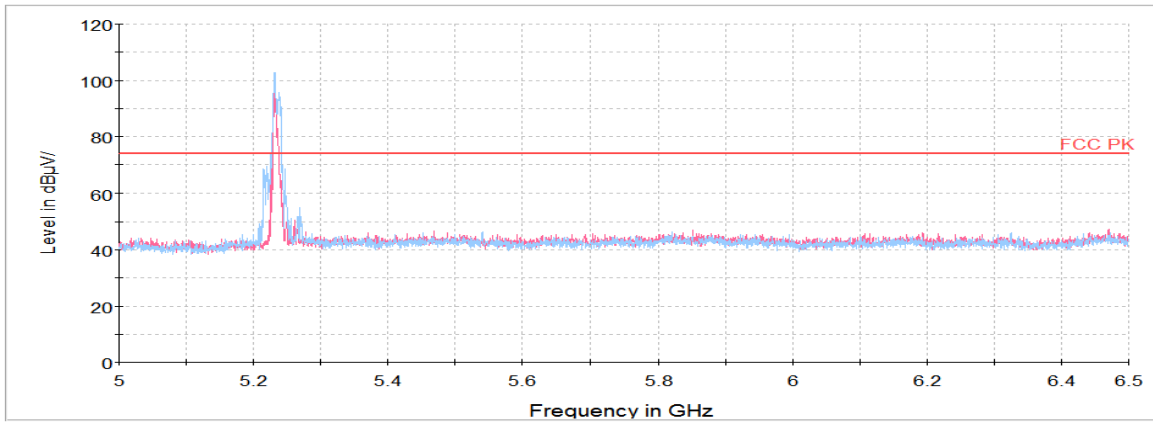
Horizontal/Vertical for 1 GHz ~ 3.5 GHz



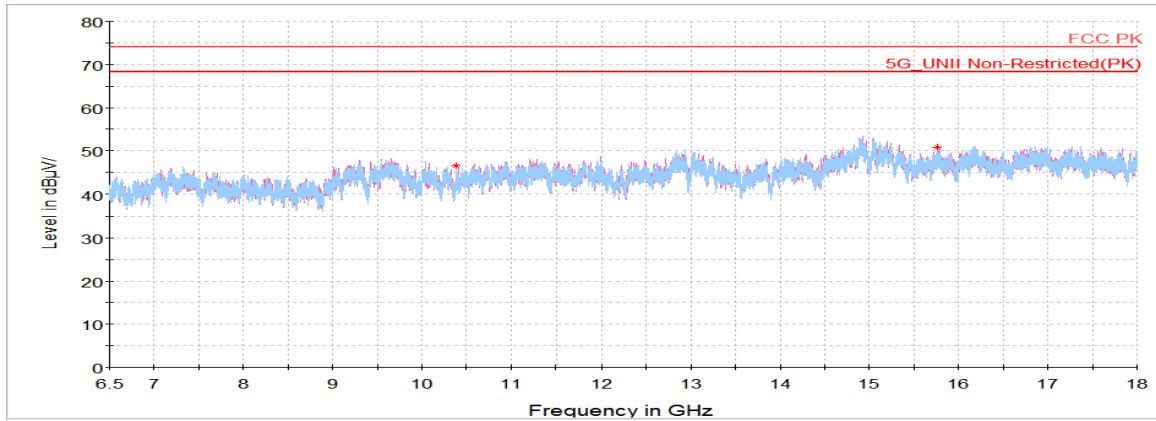
Horizontal/Vertical for 3.5 GHz ~ 5 GHz



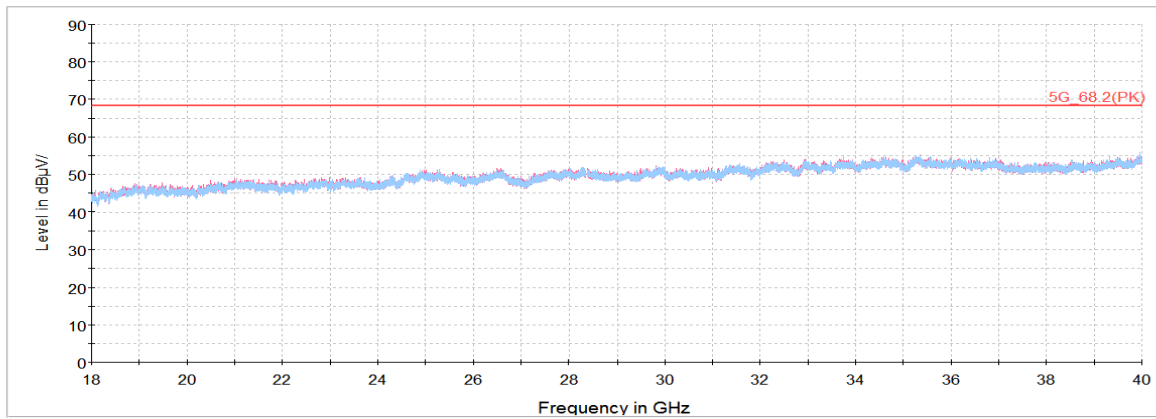
Horizontal/Vertical for 5 GHz ~ 6.5 GHz



Horizontal/Vertical for 6.5 GHz ~ 18 GHz



Horizontal/Vertical for 18 GHz ~ 40 GHz



KCTL Inc.

65, Sinwon-ro, Yeongtong-gu,
Suwon-si, Gyeonggi-do, 16677, Korea
TEL: 82-31-285-0894 FAX: 82-505-299-8311
www.kctl.co.kr

Report No.:
KR21-SRF0163
Page (257) of (257)



8. Measurement equipment

Equipment Name	Manufacturer	Model No.	Serial No.	Next Cal. Date
Spectrum Analyzer	R&S	FSV30	100732	22.01.20
Attenuator	API Inmet	40AH2W-10	16	22.05.11
Vector Signal Generator	R&S	SMBV100A	257566	22.07.09 ¹⁾
Signal Generator	R&S	SMB100A	176206	22.01.20
DC Power Supply	Agilent	E3632A	MY40008800	22.07.27 ²⁾
Power Sensor	R&S	NRP-Z81	1137.9009.02-106223-bB	22.05.11
Attenuator	R&S	DNF Dämpfungsglied 10 dB in N-50 Ohm	31211	22.05.11
Spectrum Analyzer	R&S	FSV40	100989	21.12.23
EMI TEST RECEIVER	R&S	ESCI3	101408	21.08.20
Bi-Log Antenna	SCHWARZBECK	VULB9168	583	22.04.23
Amplifier	SONOMA INSTRUMENT	310N	284608	21.08.20
COAXIAL FIXED ATTENUATOR	Agilent	8491B-003	2708A18758	22.04.23
Horn antenna	ETS.lindgren	3117	155787	21.10.28
Horn antenna	ETS.lindgren	3116	00086635	22.05.17
Attenuator	API Inmet	40AH2W-10	12	22.05.11
Broadband PreAmplifier	SCHWARZBECK	BBV9718	216	22.07.27 ²⁾
AMPLIFIER	L-3 Narda-MITEQ	AMF-7D-01001800 -22-10P	2003683	21.08.28
AMPLIFIER	L-3 Narda-MITEQ	JS44-18004000-33-8P	2000996	22.01.21
LOOP Antenna	R&S	HFH2-Z2	100355	22.08.21
Antenna Mast	Innco Systems	MA4640-XP-ET	-	-
Turn Table	Innco Systems	DT2000	79	-
Antenna Mast	Innco Systems	MA4000-EP	303	-
Turn Table	Innco Systems	DT2000	79	-
Highpass Filter	WT	WT-A1699-HS	WT160411002	22.05.10
TWO-LINE V - NETWORK	R&S	ENV216	101358	21.09.29
EMI TEST RECEIVER	R&S	ESCI	100001	21.08.20

1) Tests related to this equipment were progressed after the calibration was completed.

2) Tests related to this equipment were progressed before the calibration was requested

End of test report