

KCTL Inc.

65, Sinwon-ro, Yeongtong-gu,
Suwon-si, Gyeonggi-do, 16677, Korea
TEL: 82-31-285-0894 FAX: 82-505-299-8311
www.kctl.co.kr

Report No.:
KR21-SRF0162

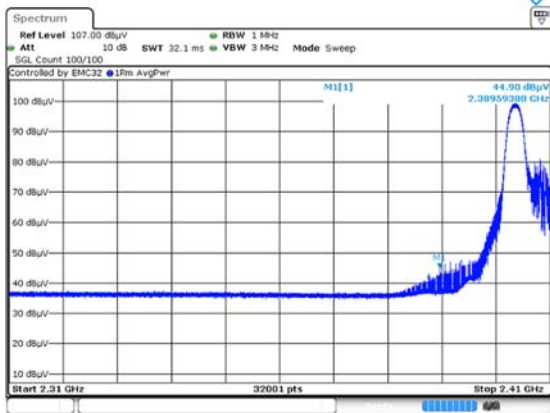
Page (181) of (230)



802.11ax_RU mode(HE 20 / 26T / RU offset 0) / 2 412 MHz

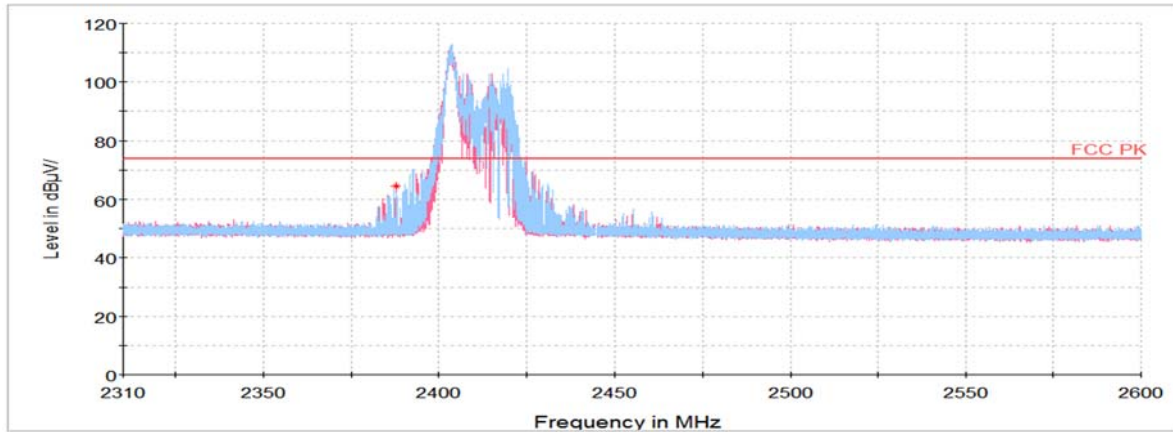
Frequency	Pol.	Reading	Ant. Factor	Amp. + Cable	DCF	Result	Limit	Margin
(MHz)	(V/H)	(dB(μV))	(dB)	(dB)	(dB)	(dB(μV/m))	(dB(μV/m))	(dB)
Peak data								
2 389.59 ¹⁾	H	59.88	32.00	-27.27	-	64.61	74.00	9.39
Average Data								
2 389.59 ¹⁾	H	44.90	32.00	-27.27	-	49.63	54.00	4.37

Average data



Blank

Horizontal/Vertical for Band-edge



KCTL Inc.

65, Sinwon-ro, Yeongtong-gu,
Suwon-si, Gyeonggi-do, 16677, Korea
TEL: 82-31-285-0894 FAX: 82-505-299-8311
www.kctl.co.kr

Report No.:
KR21-SRF0162

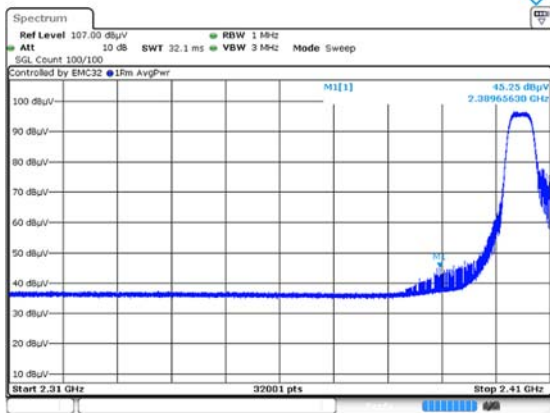
Page (182) of (230)



802.11ax_RU mode(HE 20 / 52T / RU offset 37) / 2 412 MHz

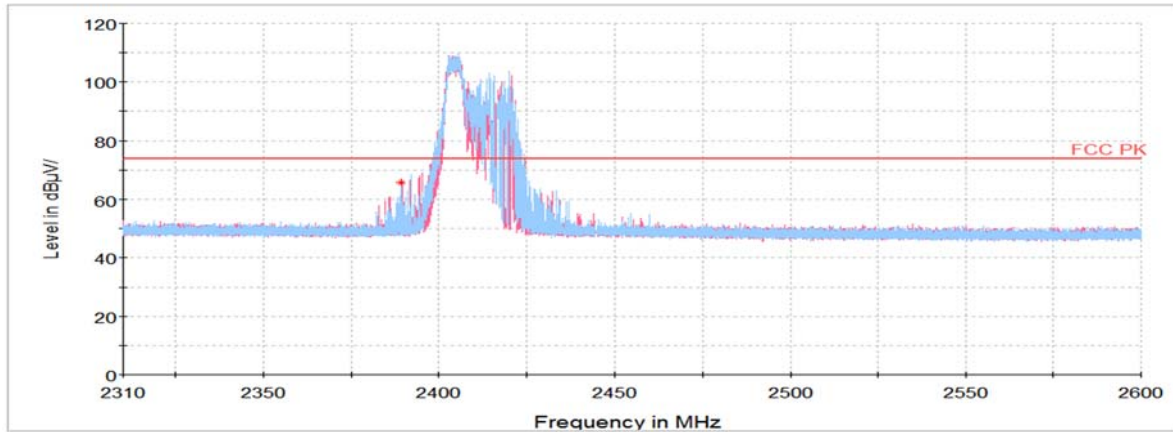
Frequency	Pol.	Reading	Ant. Factor	Amp. + Cable	DCF	Result	Limit	Margin
(MHz)	(V/H)	(dB(μV))	(dB)	(dB)	(dB)	(dB(μV/m))	(dB(μV/m))	(dB)
Peak data								
2 389.66 ¹⁾	H	60.90	32.00	-27.27	-	65.63	74.00	8.37
Average Data								
2 389.66 ¹⁾	H	45.25	32.00	-27.27	-	49.98	54.00	4.02

Average data



Blank

Horizontal/Vertical for Band-edge



KCTL Inc.

65, Sinwon-ro, Yeongtong-gu,
Suwon-si, Gyeonggi-do, 16677, Korea
TEL: 82-31-285-0894 FAX: 82-505-299-8311
www.kctl.co.kr

Report No.:
KR21-SRF0162

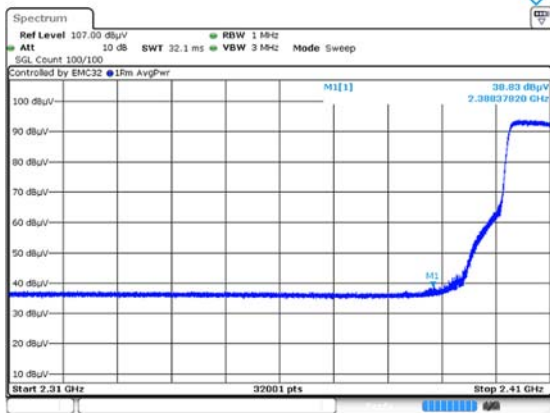
Page (183) of (230)



802.11ax_RU mode(HE 20 / 106T / RU offset 53) / 2 412 MHz

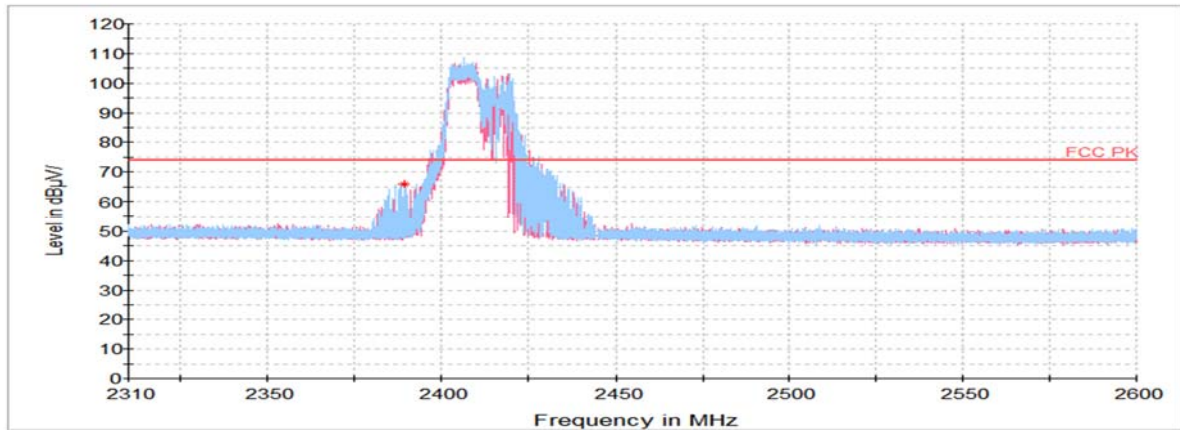
Frequency	Pol.	Reading	Ant. Factor	Amp. + Cable	DCF	Result	Limit	Margin
(MHz)	(V/H)	(dB(μV))	(dB)	(dB)	(dB)	(dB(μV/m))	(dB(μV/m))	(dB)
Peak data								
2 388.38 ¹⁾	H	61.06	32.00	-27.27	-	65.79	74.00	8.21
Average Data								
2 388.38 ¹⁾	H	38.83	32.00	-27.27	-	43.56	54.00	10.44

Average data



Blank

Horizontal/Vertical for Band-edge



KCTL Inc.

65, Sinwon-ro, Yeongtong-gu,
Suwon-si, Gyeonggi-do, 16677, Korea
TEL: 82-31-285-0894 FAX: 82-505-299-8311
www.kctl.co.kr

Report No.:
KR21-SRF0162

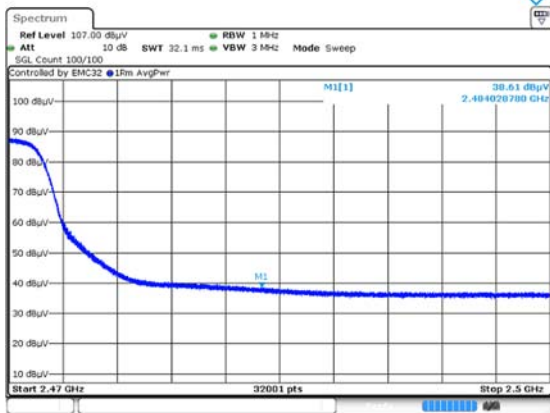
Page (184) of (230)



802.11ax_HE20 SU mode / 2 462 MHz

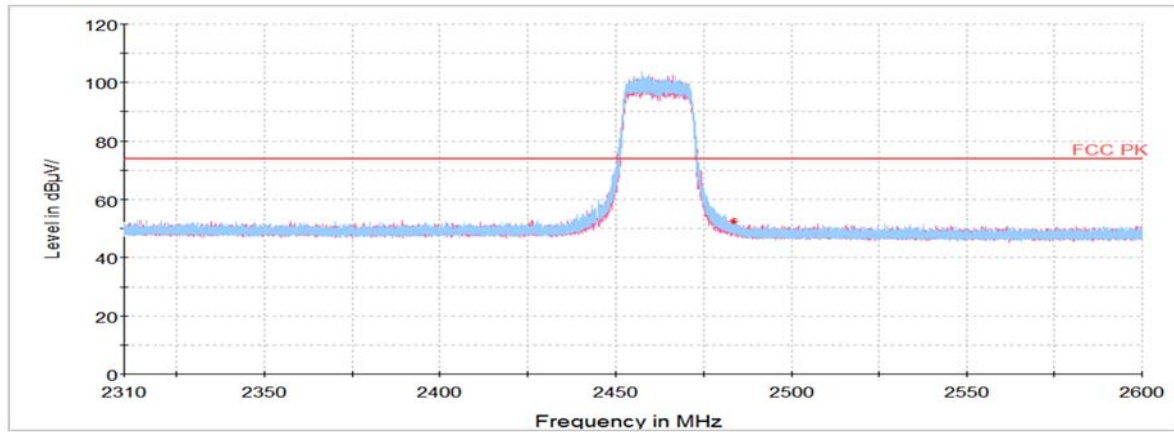
Frequency	Pol.	Reading	Ant. Factor	Amp. + Cable	DCF	Result	Limit	Margin
(MHz)	(V/H)	(dB(μV))	(dB)	(dB)	(dB)	(dB(μV/m))	(dB(μV/m))	(dB)
Peak data								
2 484.03 ¹⁾	H	48.65	32.17	-28.30	-	52.52	74.00	21.48
Average Data								
2 484.03 ¹⁾	H	38.61	32.17	-28.30	-	42.48	54.00	11.52

Average data



Blank

Horizontal/Vertical for Band-edge



KCTL Inc.

65, Sinwon-ro, Yeongtong-gu,
Suwon-si, Gyeonggi-do, 16677, Korea
TEL: 82-31-285-0894 FAX: 82-505-299-8311
www.kctl.co.kr

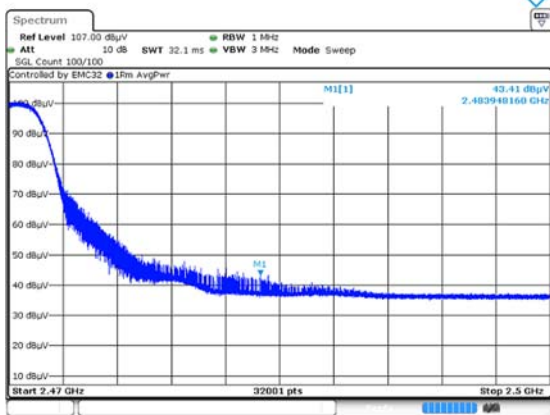
Report No.:
KR21-SRF0162
Page (185) of (230)



802.11ax_RU mode(HE 20 / 26T / RU offset 8) / 2 462 MHz

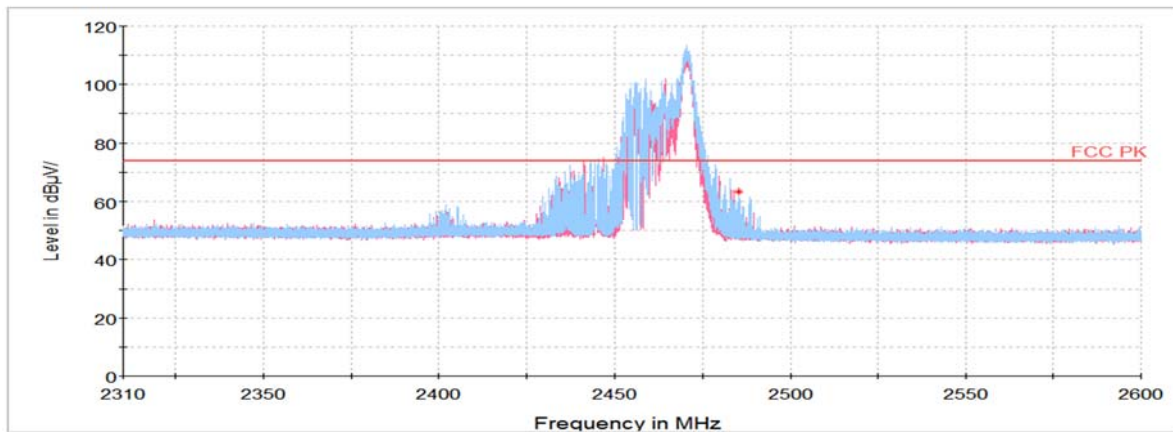
Frequency	Pol.	Reading	Ant. Factor	Amp. + Cable	DCF	Result	Limit	Margin
(MHz)	(V/H)	(dB(μV))	(dB)	(dB)	(dB)	(dB(μV/m))	(dB(μV/m))	(dB)
Peak data								
2 483.95 ¹⁾	H	59.50	32.17	-28.30	-	63.37	74.00	10.63
Average Data								
2 483.95 ¹⁾	H	43.41	32.17	-28.30	-	47.28	54.00	6.72

Average data



Blank

Horizontal/Vertical for Band-edge



KCTL Inc.

65, Sinwon-ro, Yeongtong-gu,
Suwon-si, Gyeonggi-do, 16677, Korea
TEL: 82-31-285-0894 FAX: 82-505-299-8311
www.kctl.co.kr

Report No.:
KR21-SRF0162

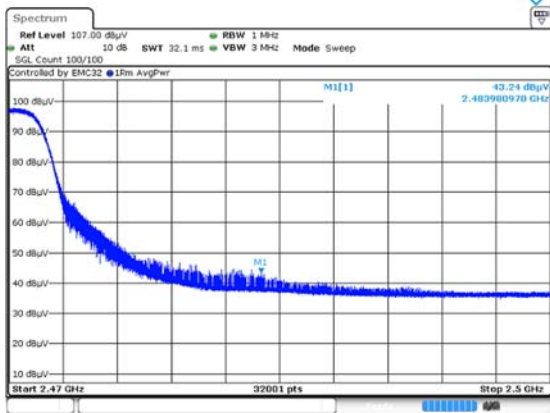
Page (186) of (230)



802.11ax_RU mode(HE 20 / 52T / RU offset 40) / 2 462 MHz

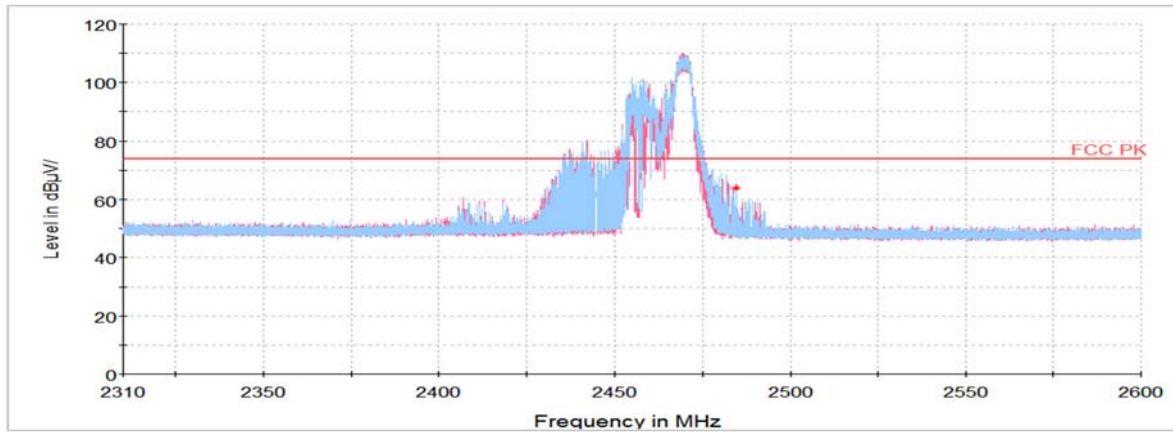
Frequency	Pol.	Reading	Ant. Factor	Amp. + Cable	DCF	Result	Limit	Margin
(MHz)	(V/H)	(dB(μV))	(dB)	(dB)	(dB)	(dB(μV/m))	(dB(μV/m))	(dB)
Peak data								
2 483.98 ¹⁾	H	59.99	32.17	-28.30	-	63.86	74.00	10.14
Average Data								
2 483.98 ¹⁾	H	43.24	32.17	-28.30	-	47.11	54.00	6.89

Average data



Blank

Horizontal/Vertical for Band-edge



KCTL Inc.

65, Sinwon-ro, Yeongtong-gu,
Suwon-si, Gyeonggi-do, 16677, Korea
TEL: 82-31-285-0894 FAX: 82-505-299-8311
www.kctl.co.kr

Report No.:
KR21-SRF0162

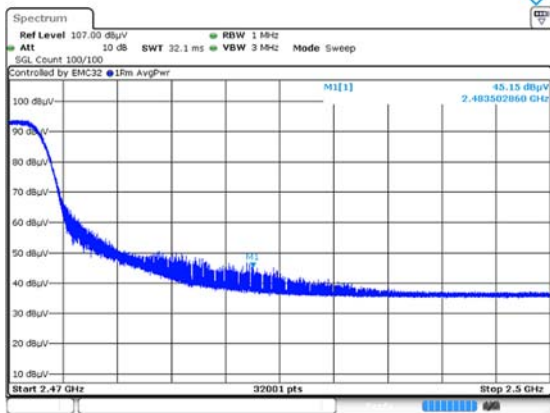
Page (187) of (230)



802.11ax_RU mode(HE 20 / 106T / RU offset 54) / 2 462 MHz

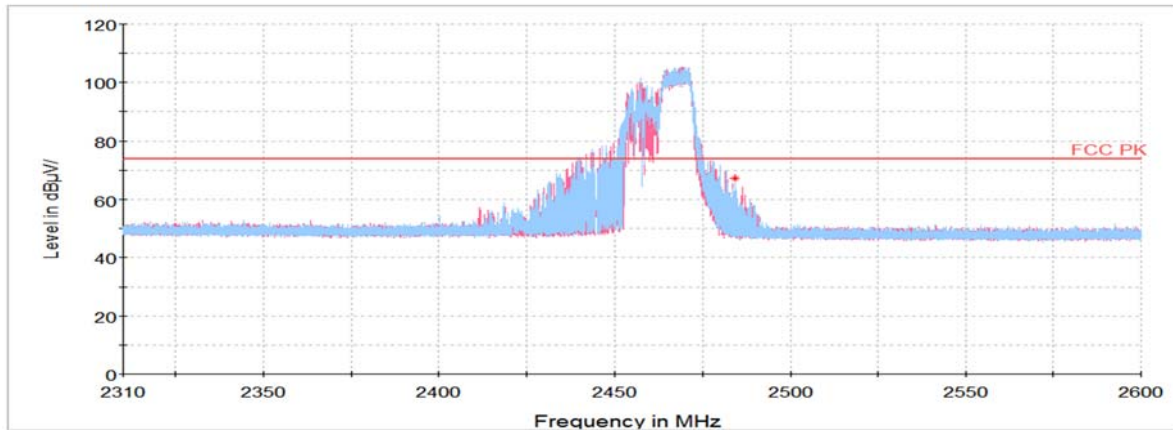
Frequency	Pol.	Reading	Ant. Factor	Amp. + Cable	DCF	Result	Limit	Margin
(MHz)	(V/H)	(dB(μV))	(dB)	(dB)	(dB)	(dB(μV/m))	(dB(μV/m))	(dB)
Peak data								
2 483.50 ¹⁾	H	63.25	32.17	-28.29	-	67.13	74.00	6.87
Average Data								
2 483.50 ¹⁾	H	45.15	32.17	-28.29	-	49.03	54.00	4.97

Average data



Blank

Horizontal/Vertical for Band-edge



KCTL Inc.

65, Sinwon-ro, Yeongtong-gu,
Suwon-si, Gyeonggi-do, 16677, Korea
TEL: 82-31-285-0894 FAX: 82-505-299-8311
www.kctl.co.kr

Report No.:
KR21-SRF0162

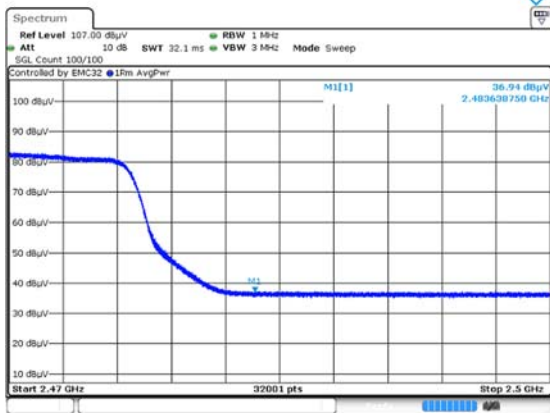
Page (188) of (230)



802.11ax_HE20 SU mode / 2 467 MHz

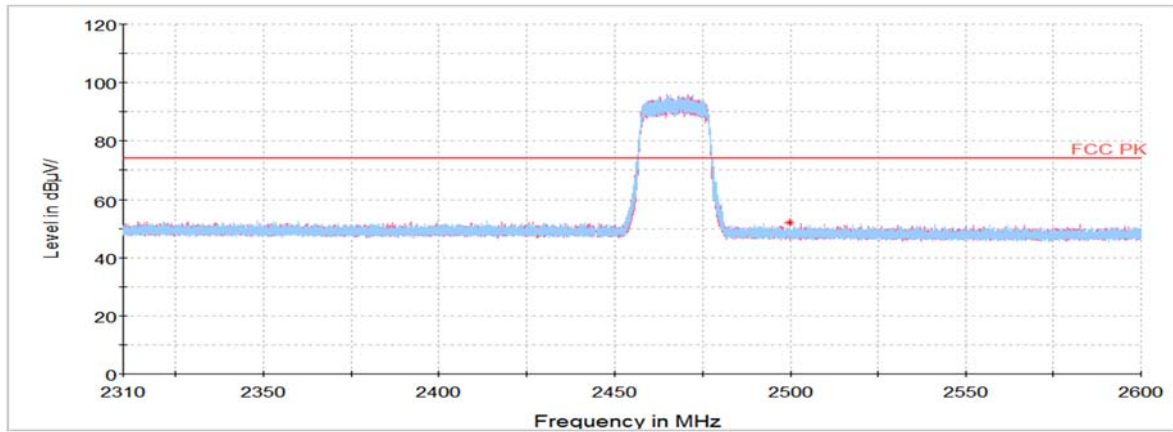
Frequency	Pol.	Reading	Ant. Factor	Amp. + Cable	DCF	Result	Limit	Margin
(MHz)	(V/H)	(dB(μV))	(dB)	(dB)	(dB)	(dB(μV/m))	(dB(μV/m))	(dB)
Peak data								
2 483.64 ¹⁾	H	48.05	32.17	-28.30	-	51.92	74.00	22.08
Average Data								
2 483.64 ¹⁾	H	36.94	32.17	-28.30	-	40.81	54.00	13.19

Average data



Blank

Horizontal/Vertical for Band-edge



KCTL Inc.

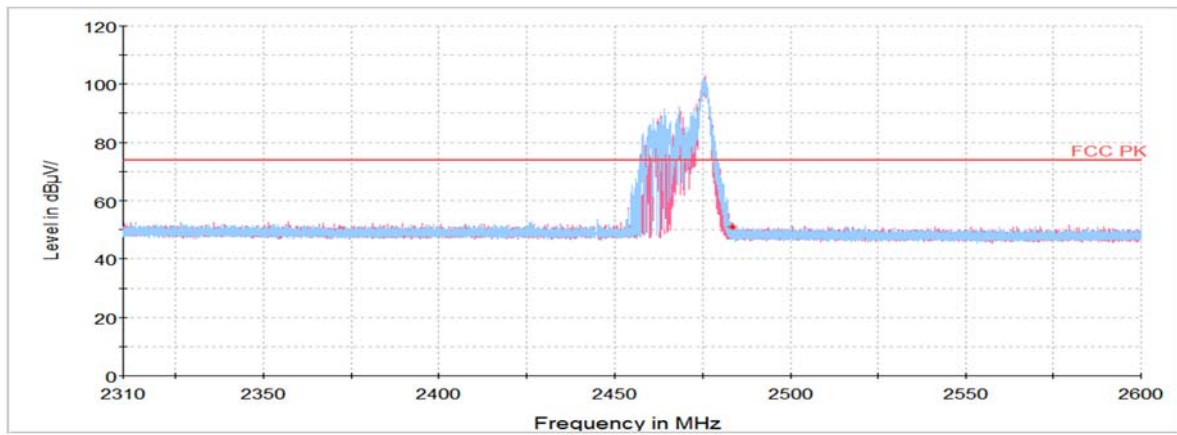
65, Sinwon-ro, Yeongtong-gu,
Suwon-si, Gyeonggi-do, 16677, Korea
TEL: 82-31-285-0894 FAX: 82-505-299-8311
www.kctl.co.kr

Report No.:
KR21-SRF0162

Page (189) of (230)


802.11ax_RU mode(HE 20 / 26T / RU offset 8) / 2 467 MHz

Frequency (MHz)	Pol. (V/H)	Reading (dB(μ V))	Ant. Factor (dB)	Amp. + Cable (dB)	DCF (dB)	Result (dB(μ V/m))	Limit (dB(μ V/m))	Margin (dB)
Peak data								
2 483.50 ¹⁾	H	46.93	32.17	-28.29	-	50.81	74.00	23.19
Average Data								
No spurious emissions were detected within 20 dB of the limit								

Horizontal/Vertical for Band-edge


KCTL Inc.

65, Sinwon-ro, Yeongtong-gu,
Suwon-si, Gyeonggi-do, 16677, Korea
TEL: 82-31-285-0894 FAX: 82-505-299-8311
www.kctl.co.kr

Report No.:
KR21-SRF0162

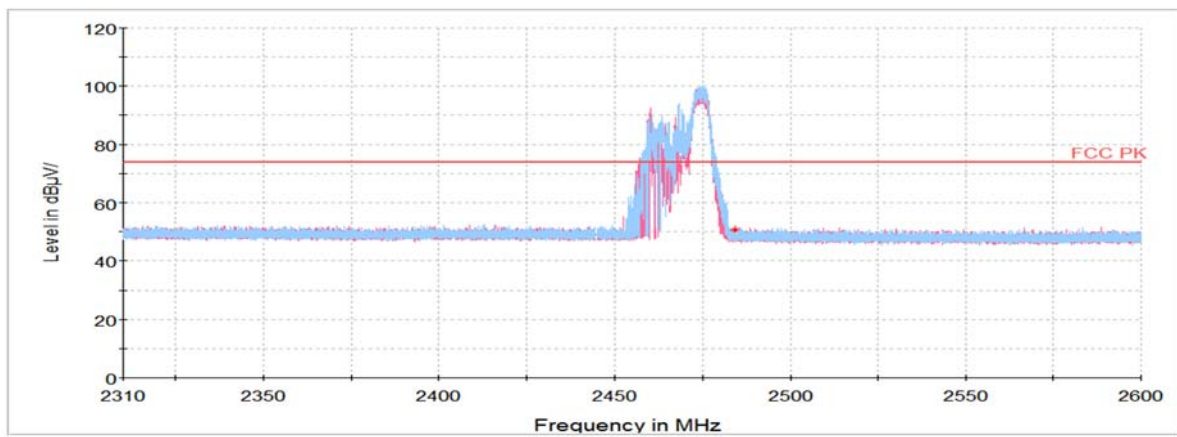
Page (190) of (230)



802.11ax_RU mode(HE 20 / 52T / RU offset 40) / 2 467 MHz

Frequency	Pol.	Reading	Ant. Factor	Amp. + Cable	DCF	Result	Limit	Margin
(MHz)	(V/H)	(dB(μV))	(dB)	(dB)	(dB)	(dB($\mu V/m$))	(dB($\mu V/m$))	(dB)
Peak data								
2 484.28 ¹⁾	H	46.90	32.17	-28.30	-	50.77	74.00	23.23
Average Data								
No spurious emissions were detected within 20 dB of the limit								

Horizontal/Vertical for Band-edge



KCTL Inc.

65, Sinwon-ro, Yeongtong-gu,
Suwon-si, Gyeonggi-do, 16677, Korea
TEL: 82-31-285-0894 FAX: 82-505-299-8311
www.kctl.co.kr

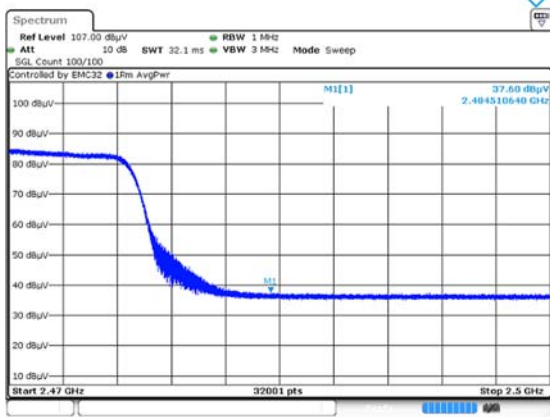
Report No.:
KR21-SRF0162
Page (191) of (230)



802.11ax_RU mode(HE 20 / 106T / RU offset 54) / 2 467 MHz

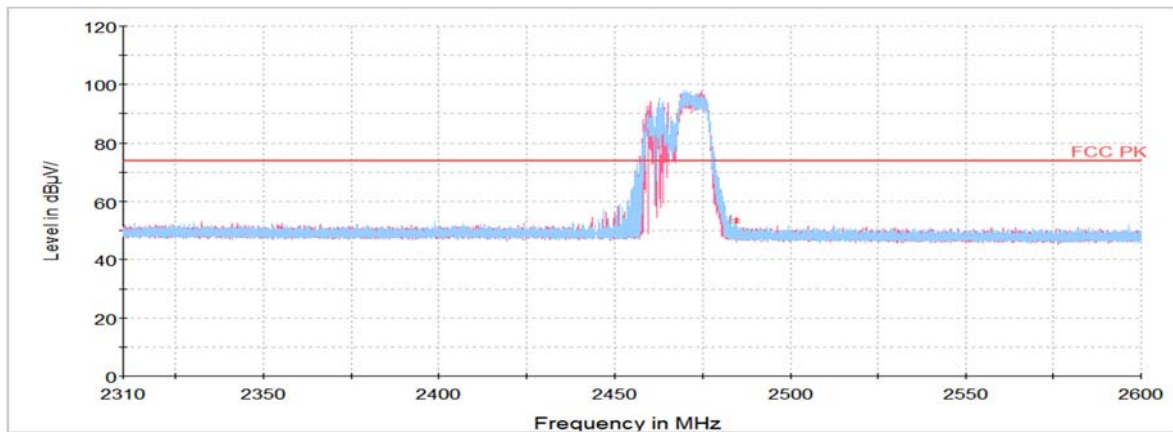
Frequency	Pol.	Reading	Ant. Factor	Amp. + Cable	DCF	Result	Limit	Margin
(MHz)	(V/H)	(dB(μV))	(dB)	(dB)	(dB)	(dB(μV/m))	(dB(μV/m))	(dB)
Peak data								
2 484.51 ¹⁾	H	49.63	32.17	-28.31	-	53.49	74.00	20.51
Average Data								
2 484.51 ¹⁾	H	37.60	32.17	-28.31	-	41.46	54.00	12.54

Average data



Blank

Horizontal/Vertical for Band-edge



KCTL Inc.

65, Sinwon-ro, Yeongtong-gu,
Suwon-si, Gyeonggi-do, 16677, Korea
TEL: 82-31-285-0894 FAX: 82-505-299-8311
www.kctl.co.kr

Report No.:
KR21-SRF0162

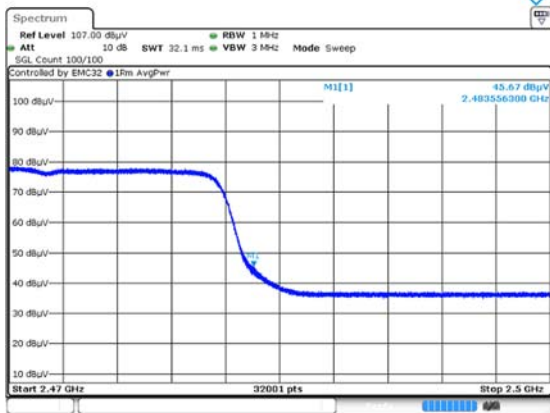
Page (192) of (230)



802.11ax_HE20 SU mode / 2 472 MHz

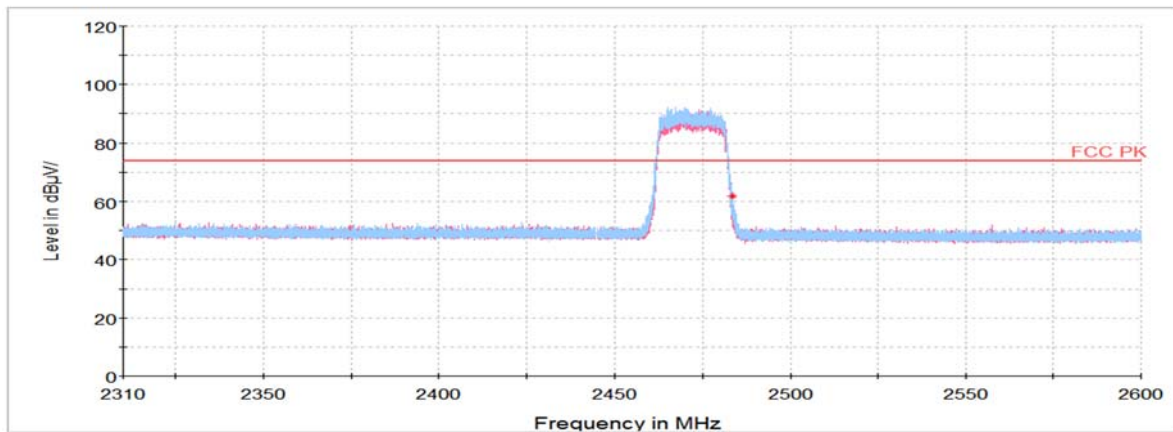
Frequency	Pol.	Reading	Ant. Factor	Amp. + Cable	DCF	Result	Limit	Margin
(MHz)	(V/H)	(dB(μV))	(dB)	(dB)	(dB)	(dB(μV/m))	(dB(μV/m))	(dB)
Peak data								
2 483.56 ¹⁾	H	57.81	32.17	-28.30	-	61.68	74.00	12.32
Average Data								
2 483.56 ¹⁾	H	45.67	32.17	-28.30	-	49.54	54.00	4.46

Average data



Blank

Horizontal/Vertical for Band-edge



KCTL Inc.

65, Sinwon-ro, Yeongtong-gu,
Suwon-si, Gyeonggi-do, 16677, Korea
TEL: 82-31-285-0894 FAX: 82-505-299-8311
www.kctl.co.kr

Report No.:
KR21-SRF0162

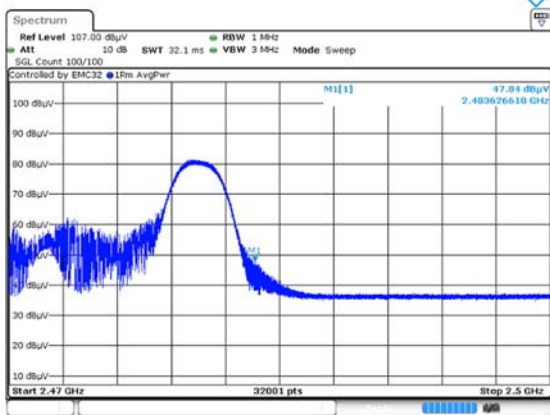
Page (193) of (230)



802.11ax_RU mode(HE 20 / 26T / RU offset 8) / 2 472 MHz

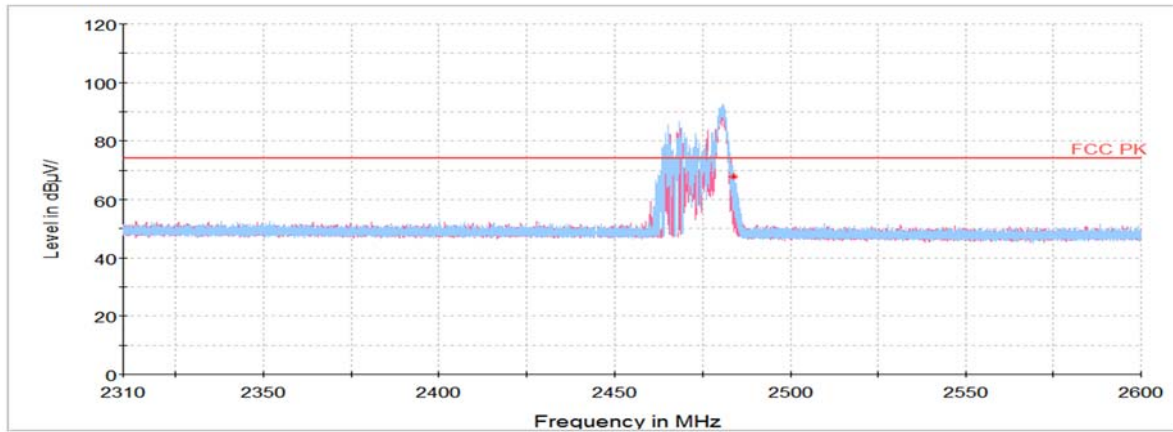
Frequency	Pol.	Reading	Ant. Factor	Amp. + Cable	DCF	Result	Limit	Margin
(MHz)	(V/H)	(dB(μV))	(dB)	(dB)	(dB)	(dB(μV/m))	(dB(μV/m))	(dB)
Peak data								
2 483.63 ¹⁾	H	63.89	32.17	-28.30	-	67.76	74.00	6.24
Average Data								
2 483.63 ¹⁾	H	47.84	32.17	-28.30	-	51.71	54.00	2.29

Average data



Blank

Horizontal/Vertical for Band-edge



KCTL Inc.

65, Sinwon-ro, Yeongtong-gu,
Suwon-si, Gyeonggi-do, 16677, Korea
TEL: 82-31-285-0894 FAX: 82-505-299-8311
www.kctl.co.kr

Report No.:
KR21-SRF0162

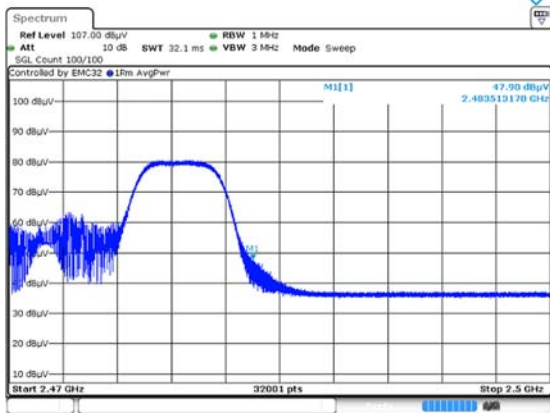
Page (194) of (230)



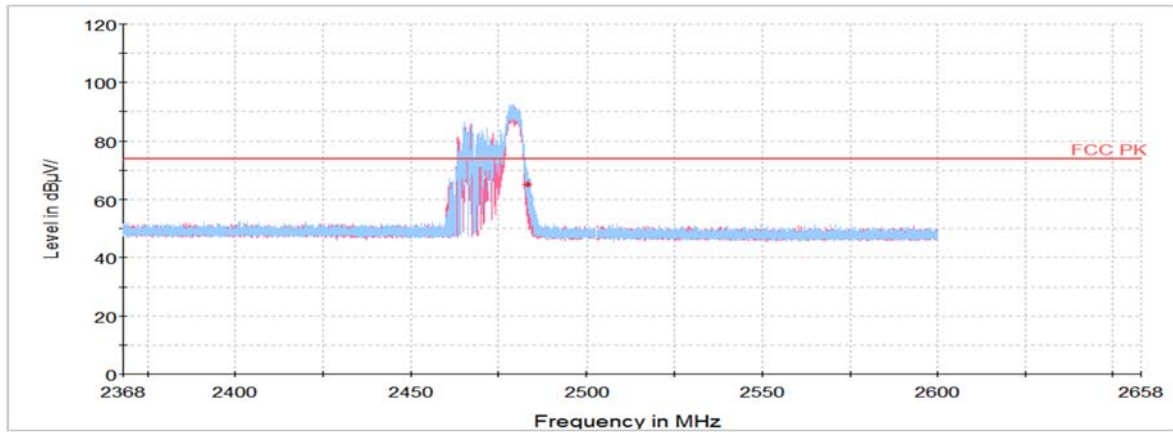
802.11ax_RU mode(HE 20 / 52T / RU offset 40) / 2 472 MHz

Frequency	Pol.	Reading	Ant. Factor	Amp. + Cable	DCF	Result	Limit	Margin
(MHz)	(V/H)	(dB(μV))	(dB)	(dB)	(dB)	(dB(μV/m))	(dB(μV/m))	(dB)
Peak data								
2 483.51 ¹⁾	H	61.19	32.17	-28.29	-	65.07	74.00	8.93
Average Data								
2 483.51 ¹⁾	H	47.90	32.17	-28.29	-	51.78	54.00	2.22

Average data



Horizontal/Vertical for Band-edge



KCTL Inc.

65, Sinwon-ro, Yeongtong-gu,
Suwon-si, Gyeonggi-do, 16677, Korea
TEL: 82-31-285-0894 FAX: 82-505-299-8311
www.kctl.co.kr

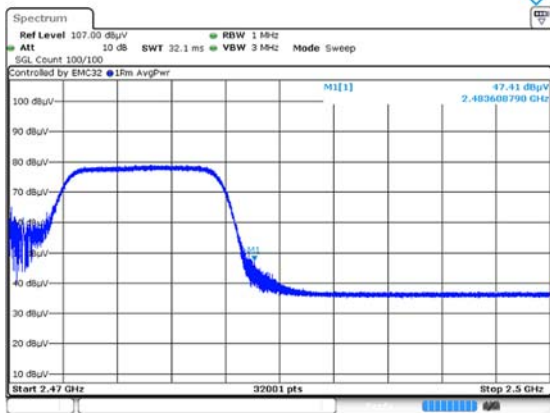
Report No.:
KR21-SRF0162
Page (195) of (230)



802.11ax_RU mode(HE 20 / 106T / RU offset 54) / 2 472 MHz

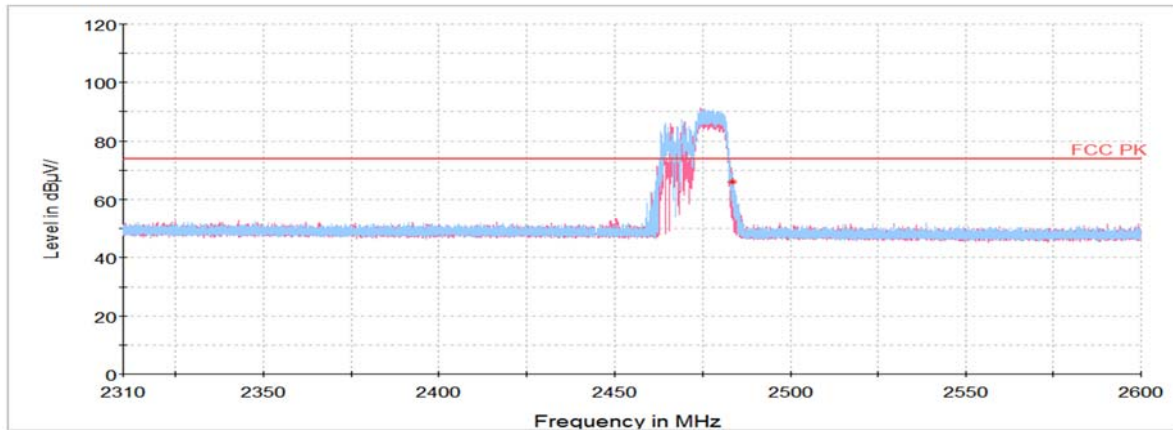
Frequency	Pol.	Reading	Ant. Factor	Amp. + Cable	DCF	Result	Limit	Margin
(MHz)	(V/H)	(dB(μV))	(dB)	(dB)	(dB)	(dB(μV/m))	(dB(μV/m))	(dB)
Peak data								
2 483.61 ¹⁾	H	62.09	32.17	-28.30	-	65.96	74.00	8.04
Average Data								
2 483.61 ¹⁾	H	47.41	32.17	-28.30	-	51.28	54.00	2.72

Average data



Blank

Horizontal/Vertical for Band-edge



KCTL Inc.

65, Sinwon-ro, Yeongtong-gu,
Suwon-si, Gyeonggi-do, 16677, Korea
TEL: 82-31-285-0894 FAX: 82-505-299-8311
www.kctl.co.kr

Report No.:
KR21-SRF0162

Page (196) of (230)

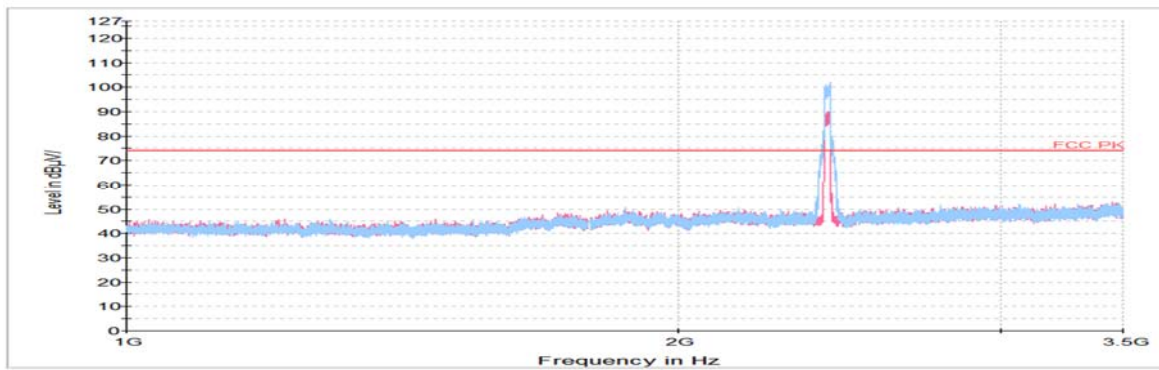


MIMO Harmonics and Spurious Emissions

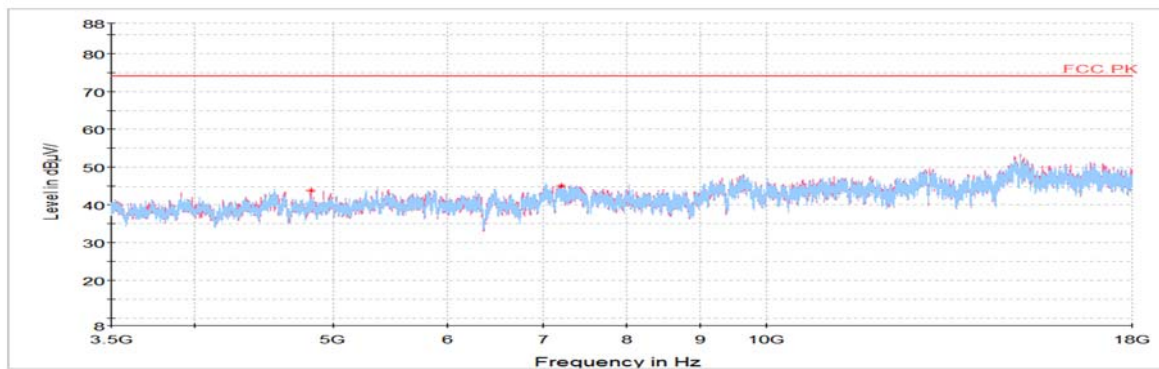
802.11ax_HE20 SU mode / 2 412 MHz

Frequency (MHz)	Pol. (V/H)	Reading (dB(μ V))	Ant. Factor (dB)	Amp. + Cable (dB)	DCF (dB)	Result (dB(μ V/m))	Limit (dB(μ V/m))	Margin (dB)
Peak data								
4 822.22 ¹⁾	V	63.13	33.79	-53.11	-	43.81	74.00	30.19
7 210.64	H	60.31	35.30	-50.63	-	44.98	74.00	29.02
Average Data								
No spurious emissions were detected within 20 dB of the limit								

Horizontal/Vertical for 1 GHz ~ 3.5 GHz



Horizontal/Vertical for 3.5 GHz ~ 18 GHz



KCTL Inc.

65, Sinwon-ro, Yeongtong-gu,
Suwon-si, Gyeonggi-do, 16677, Korea
TEL: 82-31-285-0894 FAX: 82-505-299-8311
www.kctl.co.kr

Report No.:
KR21-SRF0162

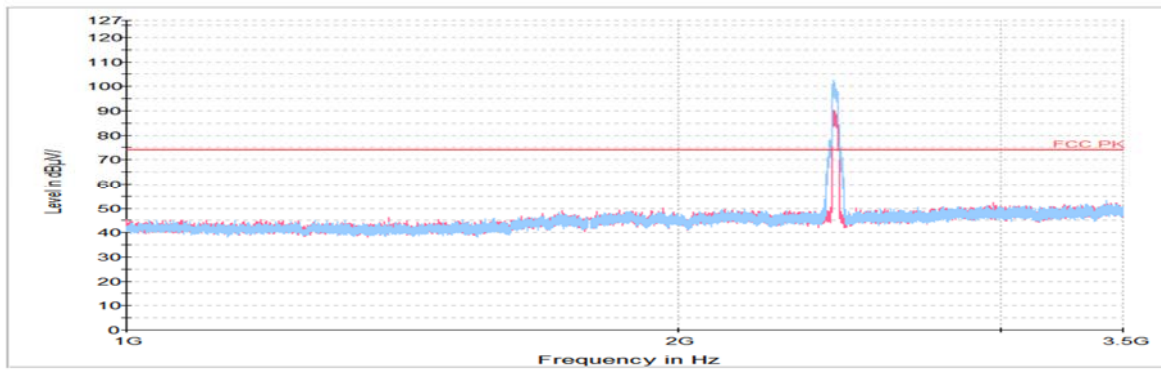
Page (197) of (230)



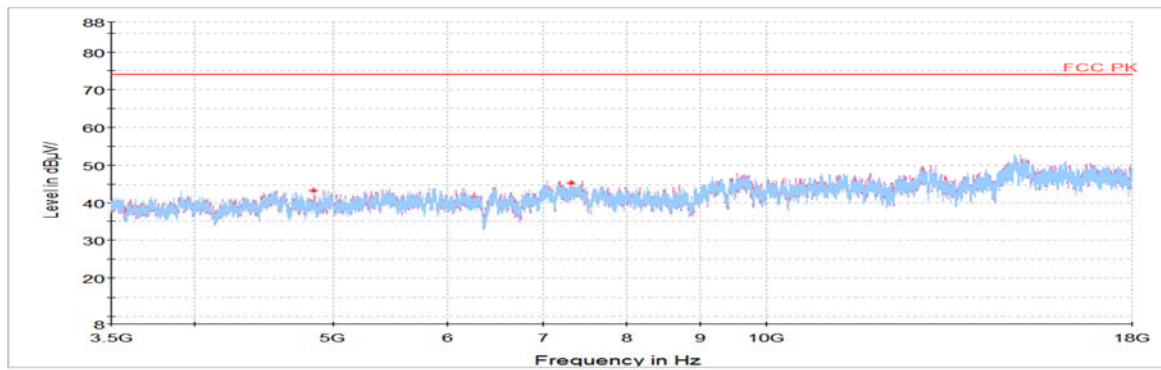
802.11ax_HE20 SU mode / 2 437 MHz

Frequency (MHz)	Pol. (V/H)	Reading (dB(μV))	Ant. Factor (dB)	Amp. + Cable (dB)	DCF (dB)	Result (dB(μV/m))	Limit (dB(μV/m))	Margin (dB)
Peak data								
4 843.52 ¹⁾	H	62.54	33.81	-53.13	-	43.22	74.00	30.78
7 332.98 ¹⁾	H	60.44	35.30	-50.39	-	45.35	74.00	28.65
Average Data								
No spurious emissions were detected within 20 dB of the limit								

Horizontal/Vertical for 1 GHz ~ 3.5 GHz



Horizontal/Vertical for 3.5 GHz ~ 18 GHz



KCTL Inc.

65, Sinwon-ro, Yeongtong-gu,
Suwon-si, Gyeonggi-do, 16677, Korea
TEL: 82-31-285-0894 FAX: 82-505-299-8311
www.kctl.co.kr

Report No.:
KR21-SRF0162

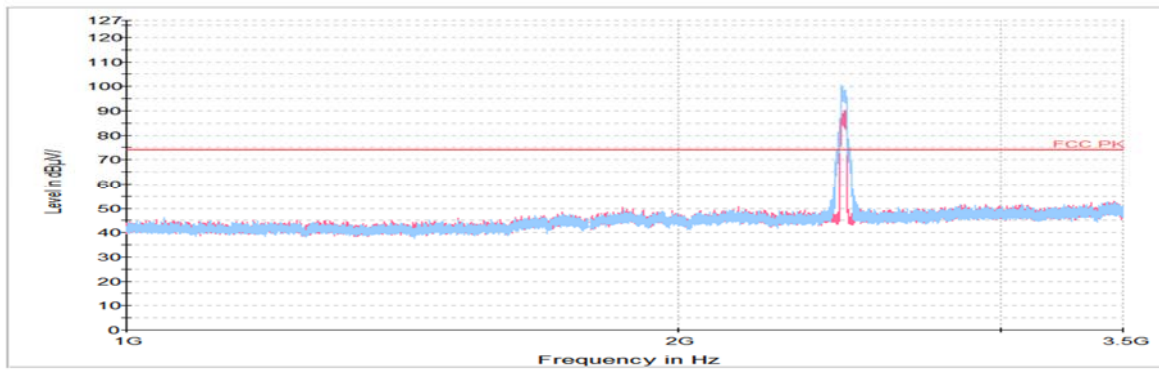
Page (198) of (230)



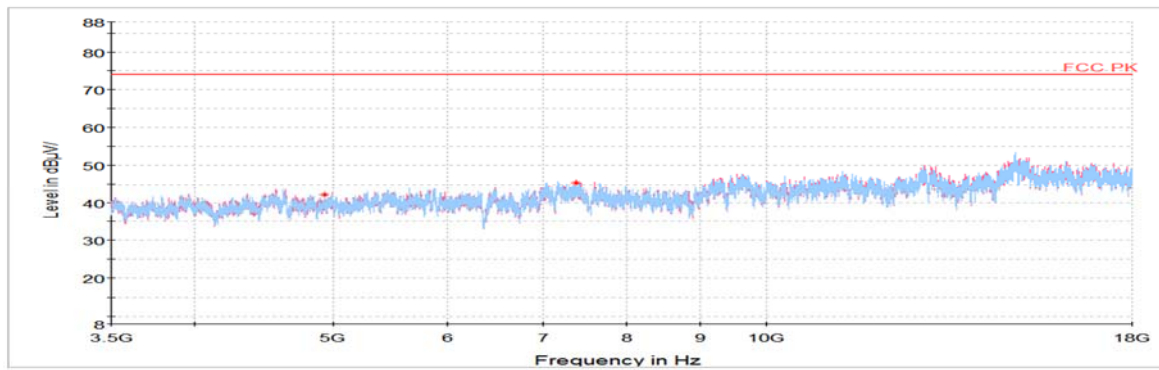
802.11ax_HE20 SU mode / 2 462 MHz

Frequency (MHz)	Pol. (V/H)	Reading (dB(μ V))	Ant. Factor (dB)	Amp. + Cable (dB)	DCF (dB)	Result (dB(μ V/m))	Limit (dB(μ V/m))	Margin (dB)
Peak data								
4 930.97 ¹⁾	H	61.03	33.86	-52.82	-	42.07	74.00	31.93
7 390.53 ¹⁾	H	60.25	35.30	-50.28	-	45.27	74.00	28.73
Average Data								
No spurious emissions were detected within 20 dB of the limit								

Horizontal/Vertical for 1 GHz ~ 3.5 GHz



Horizontal/Vertical for 3.5 GHz ~ 18 GHz



KCTL Inc.

65, Sinwon-ro, Yeongtong-gu,
Suwon-si, Gyeonggi-do, 16677, Korea
TEL: 82-31-285-0894 FAX: 82-505-299-8311
www.kctl.co.kr

Report No.:
KR21-SRF0162

Page (199) of (230)



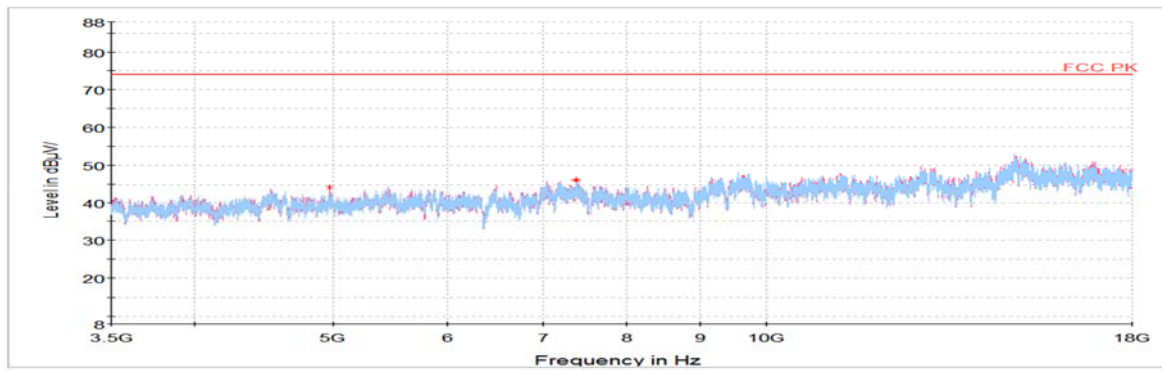
802.11ax_HE20 SU mode / 2 467 MHz

Frequency (MHz)	Pol. (V/H)	Reading (dB(μ V))	Ant. Factor (dB)	Amp. + Cable (dB)	DCF (dB)	Result (dB(μ V/m))	Limit (dB(μ V/m))	Margin (dB)
Peak data								
4 970.39 ¹⁾	V	62.58	33.88	-52.37	-	44.09	74.00	29.91
7 381.47 ¹⁾	H	60.98	35.30	-50.30	-	45.98	74.00	28.02
Average Data								
No spurious emissions were detected within 20 dB of the limit								

Horizontal/Vertical for 1 GHz ~ 3.5 GHz



Horizontal/Vertical for 3.5 GHz ~ 18 GHz



KCTL Inc.

65, Sinwon-ro, Yeongtong-gu,
Suwon-si, Gyeonggi-do, 16677, Korea
TEL: 82-31-285-0894 FAX: 82-505-299-8311
www.kctl.co.kr

Report No.:
KR21-SRF0162

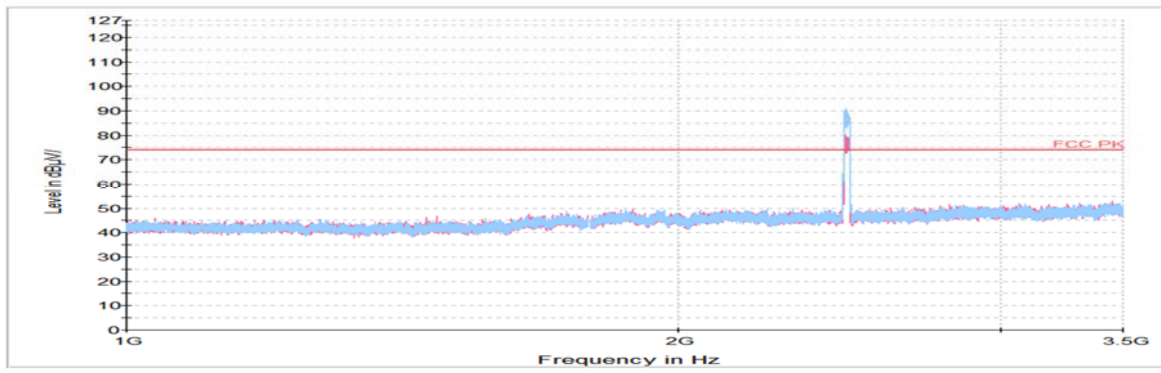
Page (200) of (230)



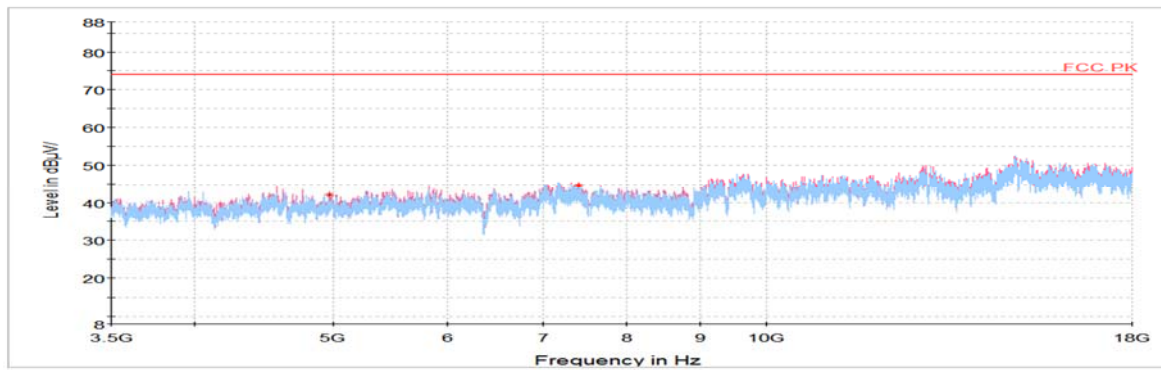
802.11ax_HE20 SU mode / 2 472 MHz

Frequency (MHz)	Pol. (V/H)	Reading (dB(μV))	Ant. Factor (dB)	Amp. + Cable (dB)	DCF (dB)	Result (dB(μV/m))	Limit (dB(μV/m))	Margin (dB)
Peak data								
4 969.48 ¹⁾	V	60.56	33.88	-52.38	-	42.06	74.00	31.94
7 420.44 ¹⁾	V	59.43	35.30	-50.22	-	44.51	74.00	29.49
Average Data								
No spurious emissions were detected within 20 dB of the limit								

Horizontal/Vertical for 1 GHz ~ 3.5 GHz



Horizontal/Vertical for 3.5 GHz ~ 18 GHz



KCTL Inc.

65, Sinwon-ro, Yeongtong-gu,
Suwon-si, Gyeonggi-do, 16677, Korea
TEL: 82-31-285-0894 FAX: 82-505-299-8311
www.kctl.co.kr

Report No.:
KR21-SRF0162

Page (201) of (230)



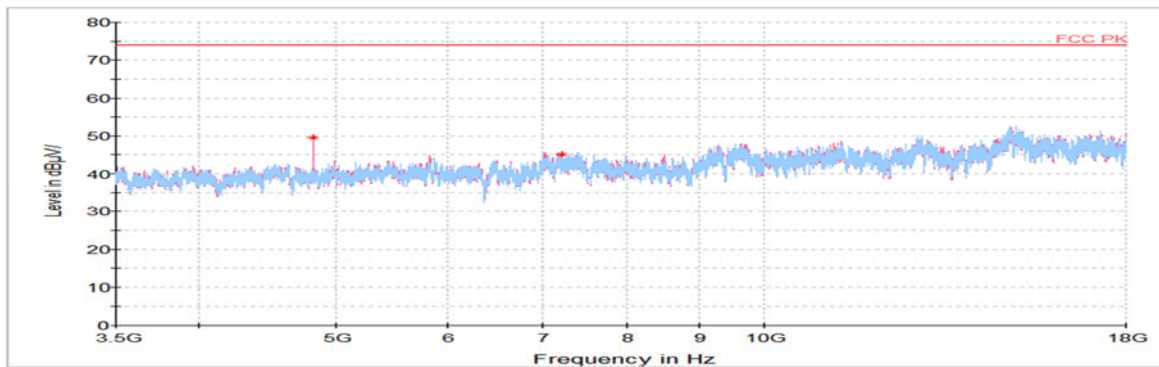
802.11ax_RU mode(HE 20 / 26T / RU offset 4) / 2 412 MHz

Frequency (MHz)	Pol. (V/H)	Reading (dB(μ V))	Ant. Factor (dB)	Amp. + Cable (dB)	DCF (dB)	Result (dB(μ V/m))	Limit (dB(μ V/m))	Margin (dB)
Peak data								
4 824.03 ¹⁾	V	68.95	33.79	-53.11	-	49.63	74.00	24.37
7 231.94	H	60.43	35.30	-50.59	-	45.14	74.00	28.86
Average Data								
No spurious emissions were detected within 20 dB of the limit								

Horizontal/Vertical for 1 GHz ~ 3.5 GHz



Horizontal/Vertical for 3.5 GHz ~ 18 GHz



KCTL Inc.

65, Sinwon-ro, Yeongtong-gu,
Suwon-si, Gyeonggi-do, 16677, Korea
TEL: 82-31-285-0894 FAX: 82-505-299-8311
www.kctl.co.kr

Report No.:
KR21-SRF0162

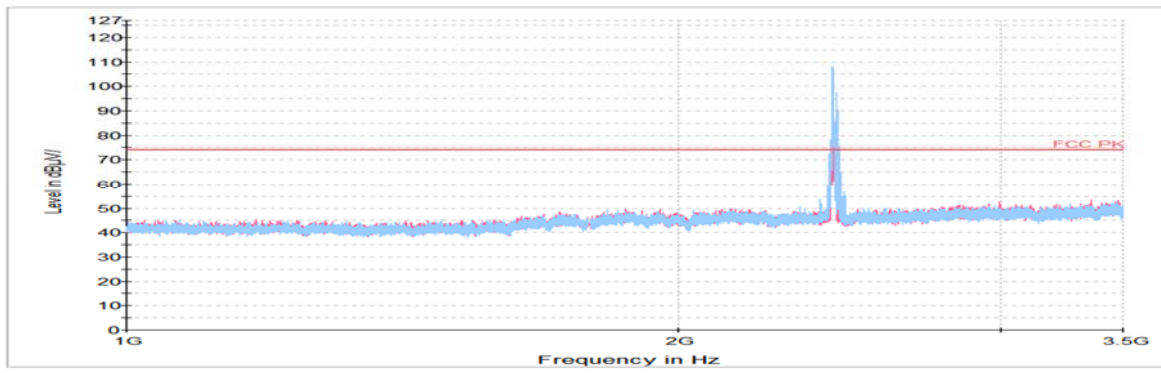
Page (202) of (230)



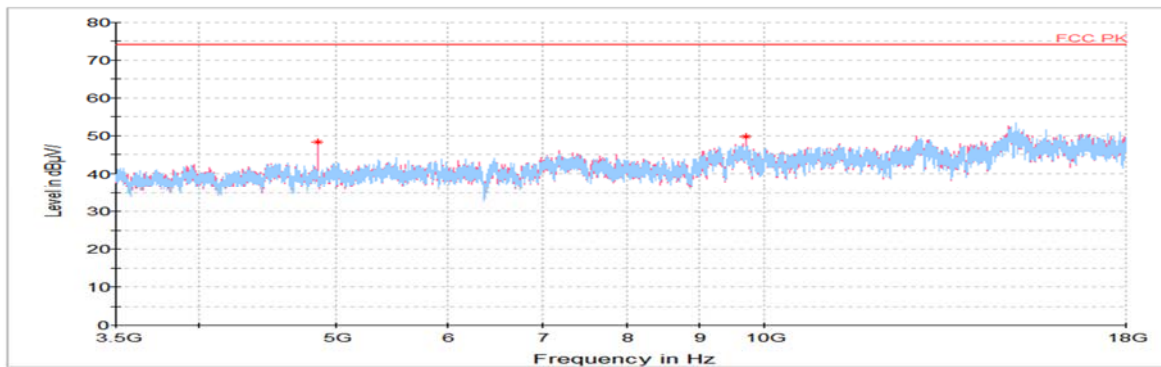
802.11ax_RU mode(HE 20 / 26T / RU offset 0) / 2 437 MHz

Frequency (MHz)	Pol. (V/H)	Reading (dB(μV))	Ant. Factor (dB)	Amp. + Cable (dB)	DCF (dB)	Result (dB(μV/m))	Limit (dB(μV/m))	Margin (dB)
Peak data								
4 858.02 ¹⁾	V	67.65	33.81	-53.14	-	48.32	74.00	25.68
9 711.89	V	61.01	36.80	-48.02	-	49.79	74.00	24.21
Average Data								
No spurious emissions were detected within 20 dB of the limit								

Horizontal/Vertical for 1 GHz ~ 3.5 GHz



Horizontal/Vertical for 3.5 GHz ~ 18 GHz



KCTL Inc.

65, Sinwon-ro, Yeongtong-gu,
Suwon-si, Gyeonggi-do, 16677, Korea
TEL: 82-31-285-0894 FAX: 82-505-299-8311
www.kctl.co.kr

Report No.:
KR21-SRF0162

Page (203) of (230)



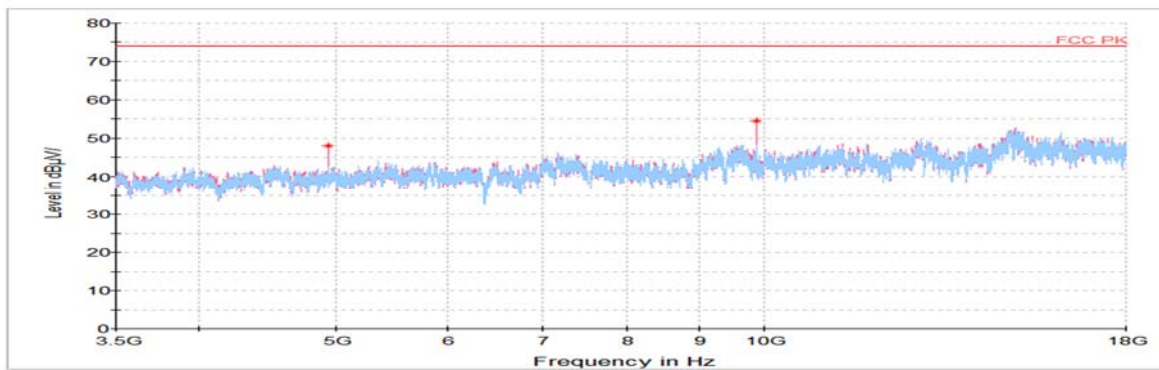
802.11ax_RU mode(HE 20 / 26T / RU offset 8) / 2 462 MHz

Frequency (MHz)	Pol. (V/H)	Reading (dB(μV))	Ant. Factor (dB)	Amp. + Cable (dB)	DCF (dB)	Result (dB(μV/m))	Limit (dB(μV/m))	Margin (dB)
Peak data								
4 984.89 ¹⁾	V	60.95	33.89	-52.20	-	42.64	74.00	31.36
7 412.28 ¹⁾	V	60.76	35.30	-50.24	-	45.82	74.00	28.18
Average Data								
No spurious emissions were detected within 20 dB of the limit								

Horizontal/Vertical for 1 GHz ~ 3.5 GHz



Horizontal/Vertical for 3.5 GHz ~ 18 GHz



KCTL Inc.

65, Sinwon-ro, Yeongtong-gu,
Suwon-si, Gyeonggi-do, 16677, Korea
TEL: 82-31-285-0894 FAX: 82-505-299-8311
www.kctl.co.kr

Report No.:
KR21-SRF0162

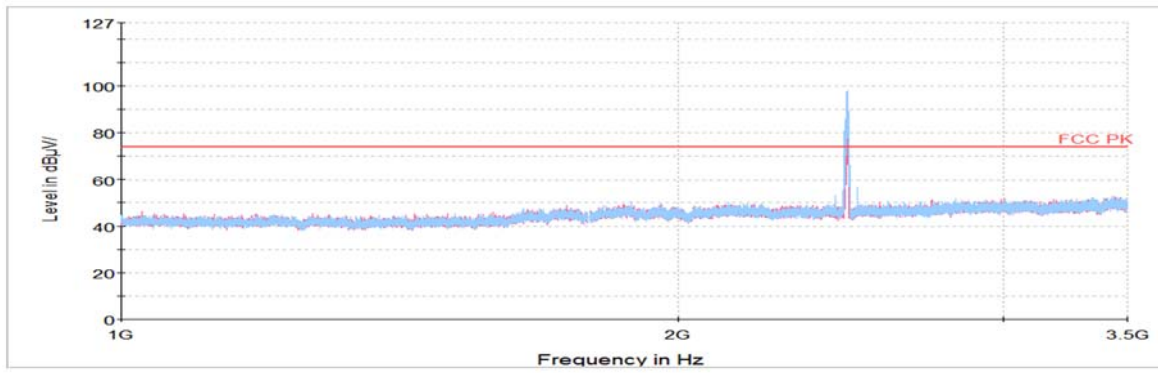
Page (204) of (230)



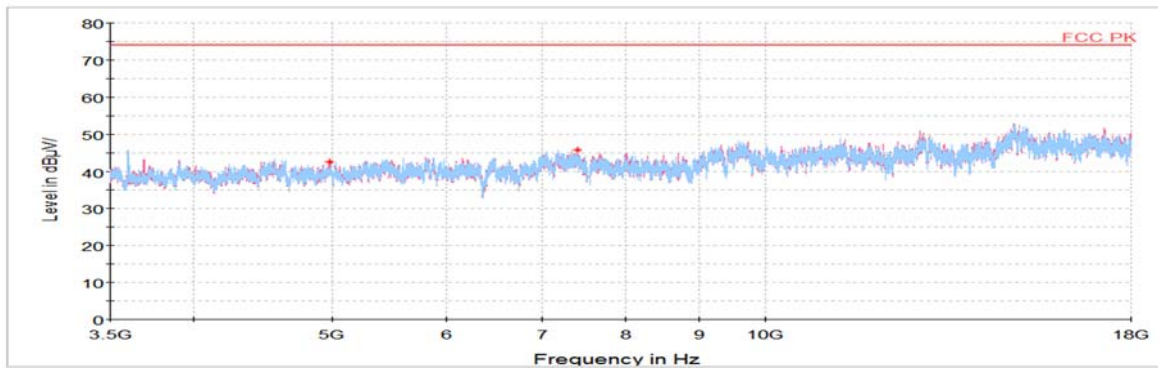
802.11ax_RU mode(HE 20 / 26T / RU offset 4) / 2 467 MHz

Frequency (MHz)	Pol. (V/H)	Reading (dB(μ V))	Ant. Factor (dB)	Amp. + Cable (dB)	DCF (dB)	Result (dB(μ V/m))	Limit (dB(μ V/m))	Margin (dB)
Peak data								
4 961.78 ¹⁾	H	60.46	33.88	-52.47	-	41.87	74.00	32.13
7 410.92 ¹⁾	H	60.39	35.30	-50.24	-	45.45	74.00	28.55
Average Data								
No spurious emissions were detected within 20 dB of the limit								

Horizontal/Vertical for 1 GHz ~ 3.5 GHz



Horizontal/Vertical for 3.5 GHz ~ 18 GHz



KCTL Inc.

65, Sinwon-ro, Yeongtong-gu,
Suwon-si, Gyeonggi-do, 16677, Korea
TEL: 82-31-285-0894 FAX: 82-505-299-8311
www.kctl.co.kr

Report No.:
KR21-SRF0162

Page (205) of (230)



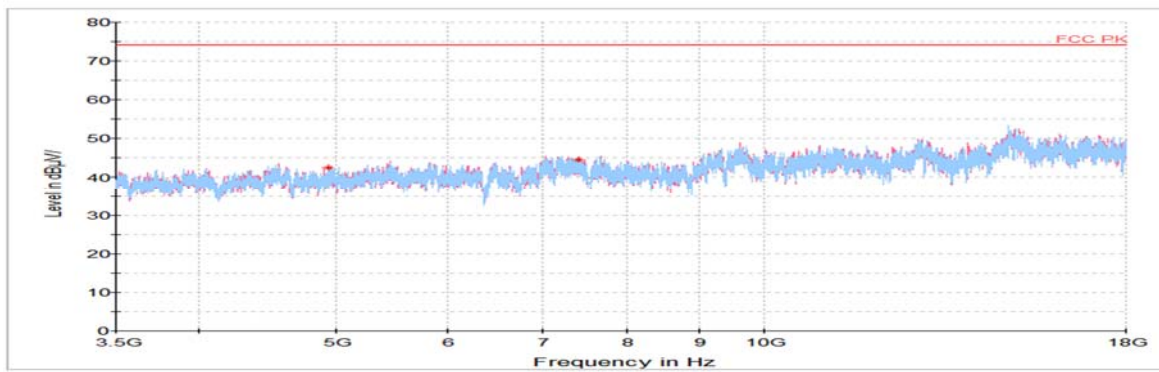
802.11ax_RU mode(HE 20 / 26T / RU offset 4) / 2 472 MHz

Frequency (MHz)	Pol. (V/H)	Reading (dB(μV))	Ant. Factor (dB)	Amp. + Cable (dB)	DCF (dB)	Result (dB(μV/m))	Limit (dB(μV/m))	Margin (dB)
Peak data								
4 937.77 ¹⁾	H	61.36	33.86	-52.74	-	42.48	74.00	31.52
7 419.53 ¹⁾	H	59.43	35.30	-50.22	-	44.51	74.00	29.49
Average Data								
No spurious emissions were detected within 20 dB of the limit								

Horizontal/Vertical for 1 GHz ~ 3.5 GHz

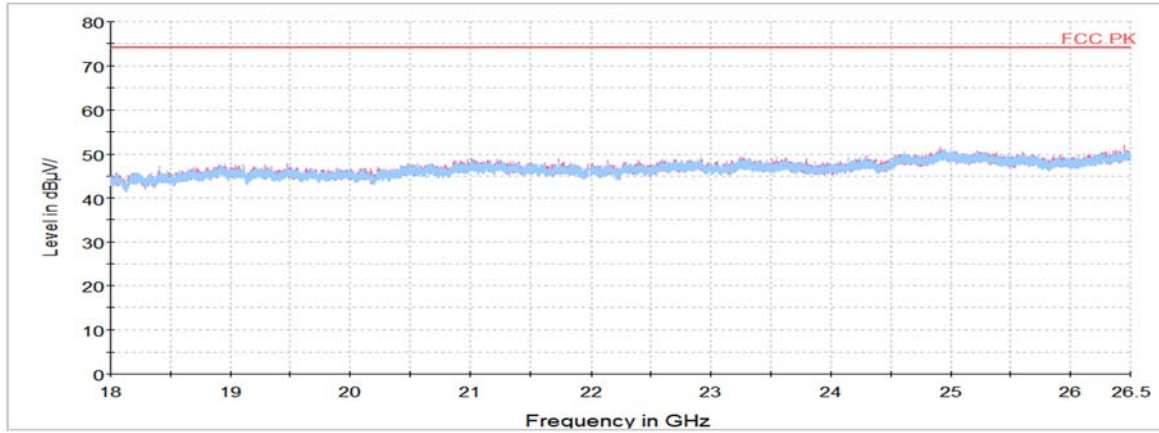


Horizontal/Vertical for 3.5 GHz ~ 18 GHz



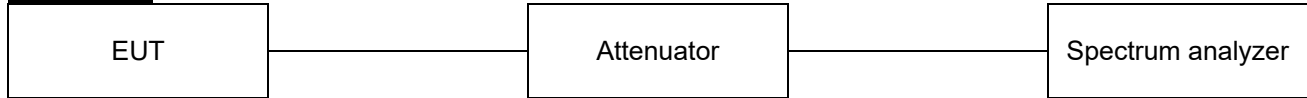
Test results (Above 18 GHz) – Worst case: MIMO_52T_RU Offset 40 / 2 472 MHz

Horizontal/Vertical for 18 GHz ~ 26.5 GHz



7.5. Conducted Spurious Emission

Test setup



Limit

According to §15.247(d) and RSS-247(5.5), In any 100 kHz bandwidth outside the frequency band in which the spread spectrum or digitally modulated intentional radiator is operation, the radio frequency power that is produced by the intentional radiator shall be at least 20 dB below that in the 100 kHz bandwidth within the band that contains the highest level of the desired power, based on either an RF conducted or a radiated measurement, provided the transmitter demonstrates compliance with the peak conducted power averaging over a time interval, as permitted under paragraph (b)(3) of this section, the attenuation specified in §15.209(a) is not required. In addition, radiated emission limits specified in §15.209(a) (see §15.205(c)).

Limit : 20 dBc

Test procedure

ANSI C63.10 - Section 11.11.3, 14.3.3

KDB 558074 D01 v05 - Section 8.5

KDB 662911 D01 v02r01 – section (E)(3)(b)

Test settings

Establish an emission level by using the following procedure:

- 1) Set the center frequency and span to encompass frequency range to be measured.
- 2) Set the RBW = 100 kHz
- 3) Set the VBW \geq [3 x RBW]
- 4) Detector = peak
- 5) Sweep time = auto couple
- 6) Trace mode = max hold
- 7) Allow trace to fully stabilize.
- 8) Use the peak marker function to determine the maximum amplitude level.

Ensure that the amplitude of all unwanted emissions outside of the authorized frequency band (excluding restricted frequency bands) is attenuated by at least the minimum requirements specified in 11.11. Report the three highest emissions relative to the limit.

Notes:

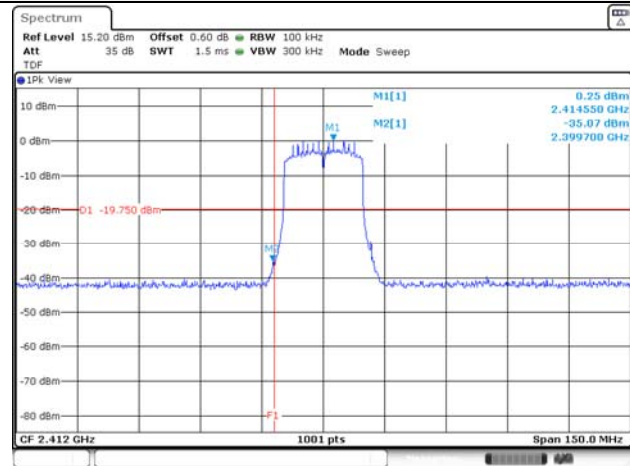
1. For the Conducted spurious, it was tested at the RU allocation with actual highest power and RU allocation with actual highest PSD for channel

Test results

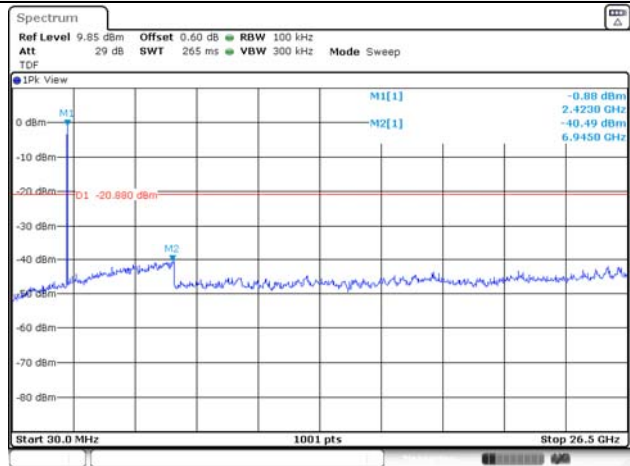
SISO_ANT 1

SU

Conducted band-edge / 2 412 MHz



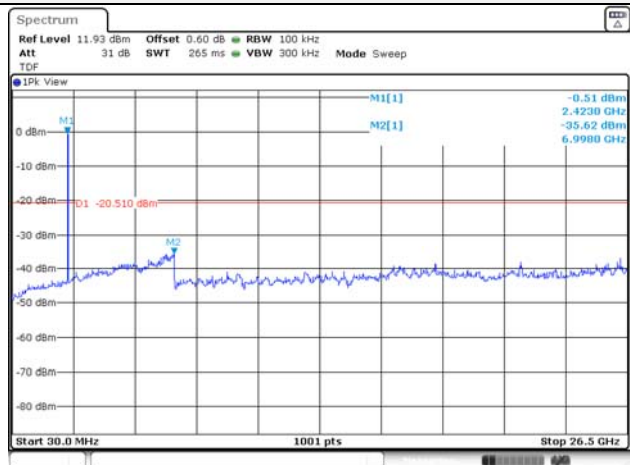
Conducted spurious / 2 412 MHz



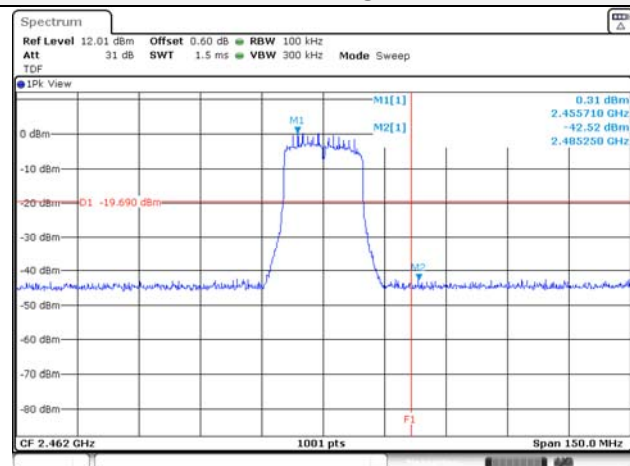
Conducted band-edge / 2 437 MHz

Blank

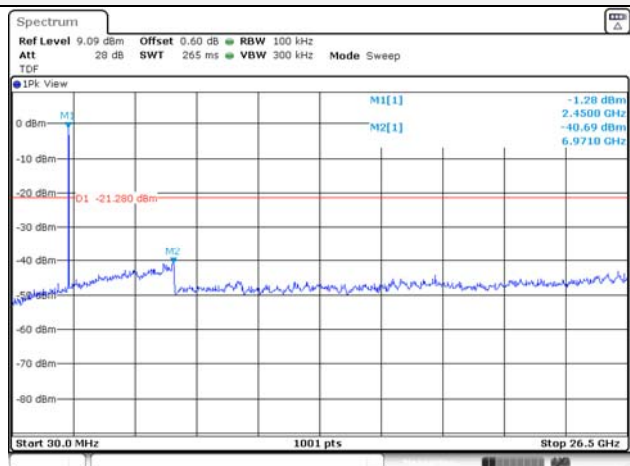
Conducted spurious / 2 437 MHz



Conducted band-edge / 2 462 MHz

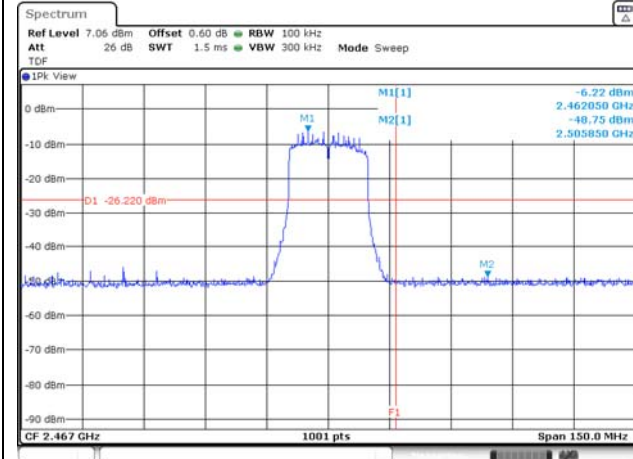


Conducted spurious / 2 462 MHz

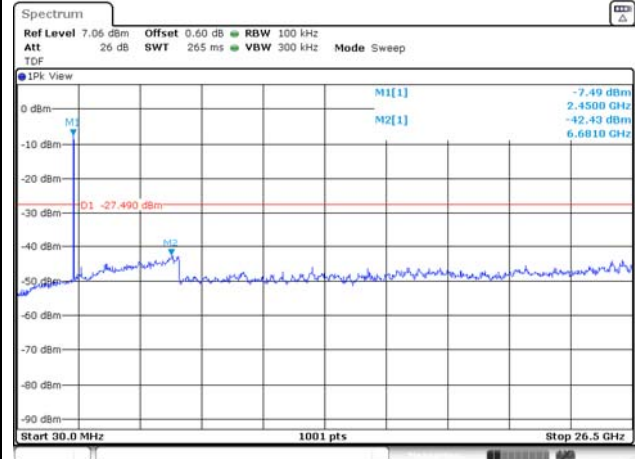


SU

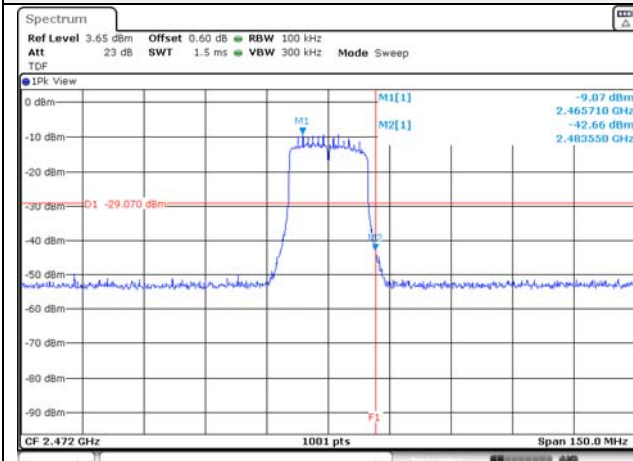
Conducted band-edge / 2 467 MHz



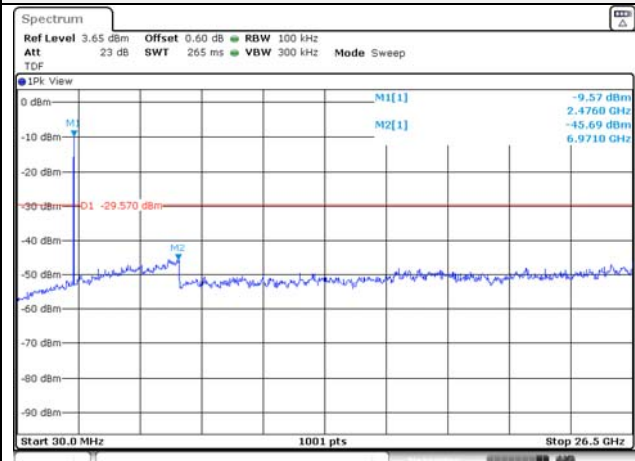
Conducted spurious / 2 467 MHz



Conducted band-edge / 2 472 MHz

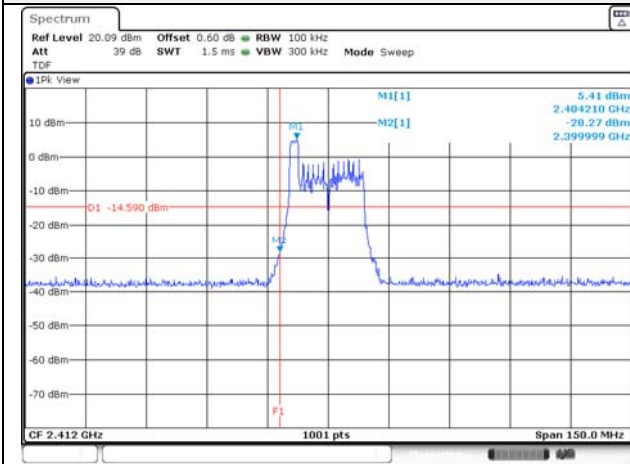


Conducted spurious / 2 472 MHz

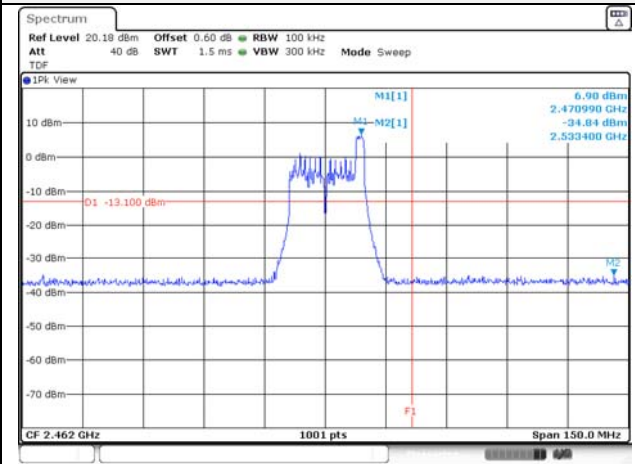


26T / Low : 0, High : 8

Conducted band-edge / 2 412 MHz

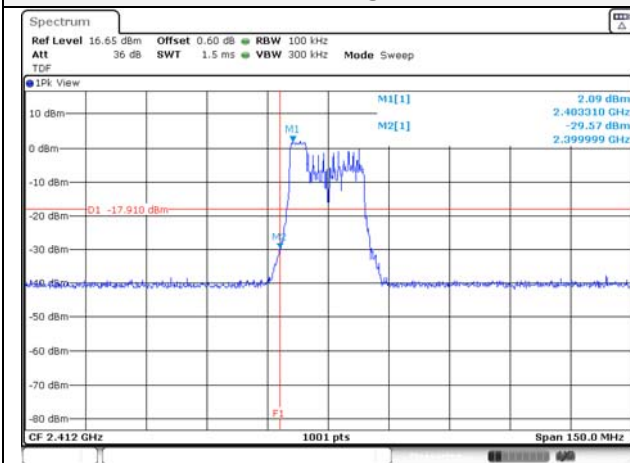


Conducted band-edge / 2 462 MHz

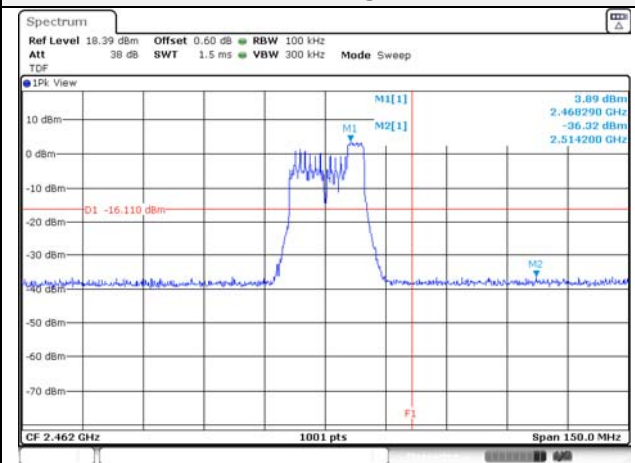


52T / Low : 37, High : 40

Conducted band-edge / 2 412 MHz

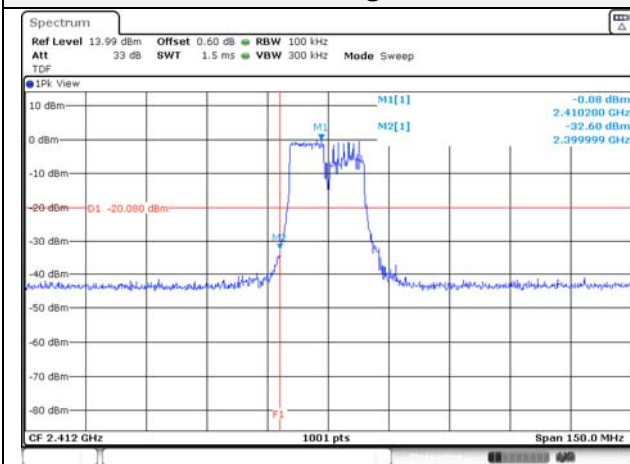


Conducted band-edge / 2 462 MHz

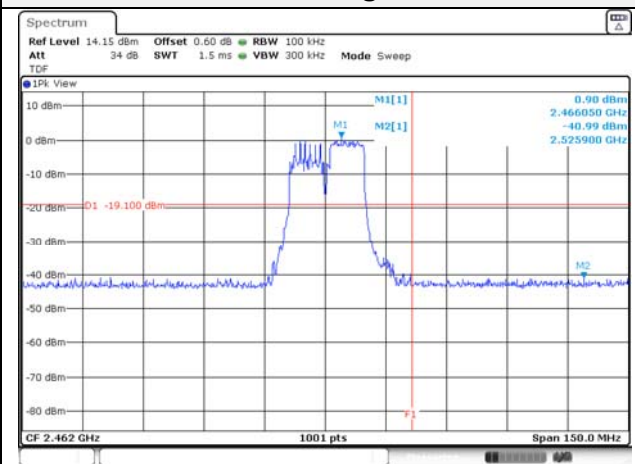


106T / Low : 53, High : 54

Conducted band-edge / 2 412 MHz

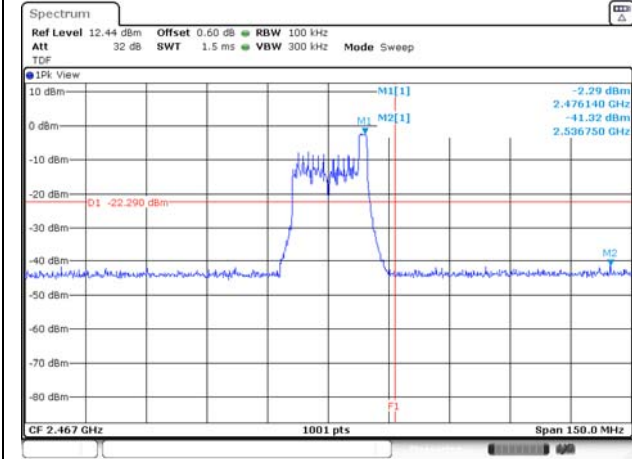


Conducted band-edge / 2 462 MHz

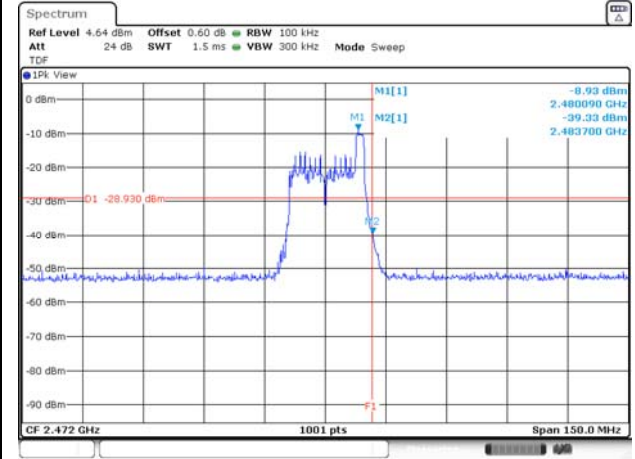


26T / High : 8

Conducted band-edge / 2 467 MHz

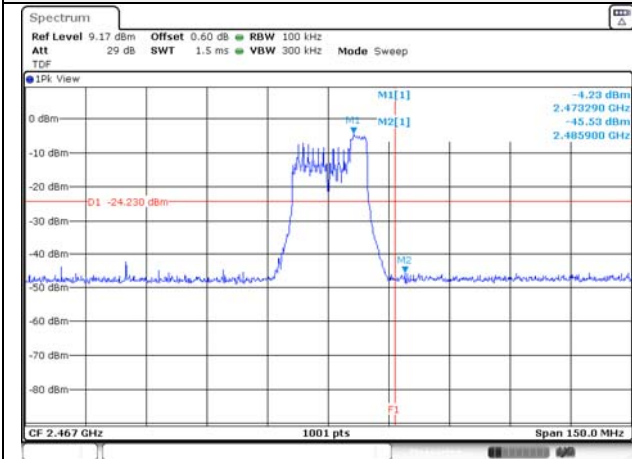


Conducted band-edge / 2 472 MHz

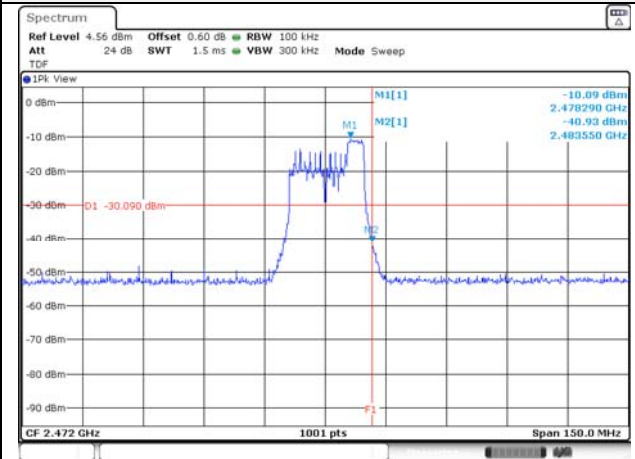


52T / High : 40

Conducted band-edge / 2 467 MHz

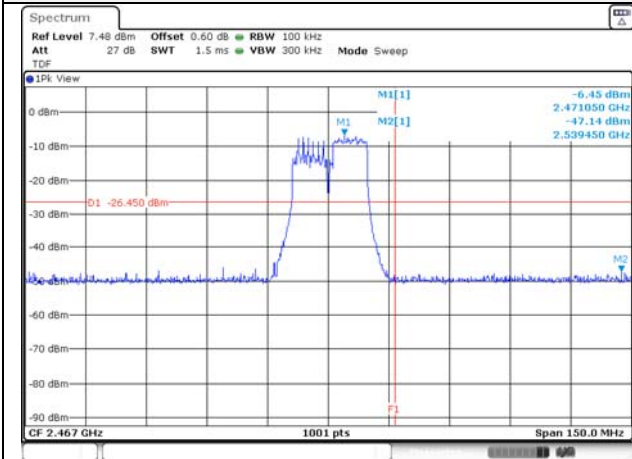


Conducted band-edge / 2 472 MHz

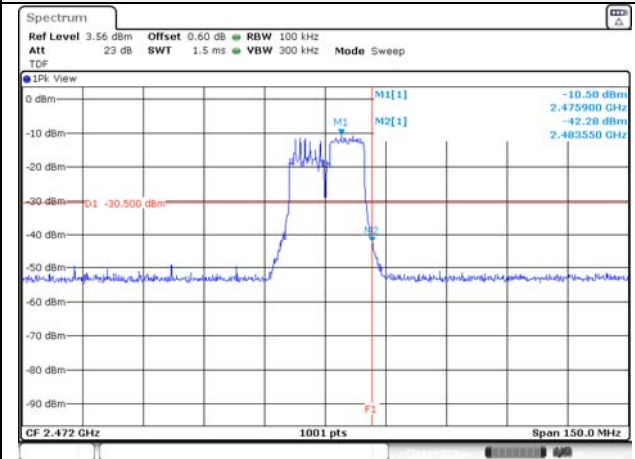


106T / High : 54

Conducted band-edge / 2 467 MHz



Conducted band-edge / 2 472 MHz



KCTL Inc.

65, Sinwon-ro, Yeongtong-gu,
Suwon-si, Gyeonggi-do, 16677, Korea
TEL: 82-31-285-0894 FAX: 82-505-299-8311
www.kctl.co.kr

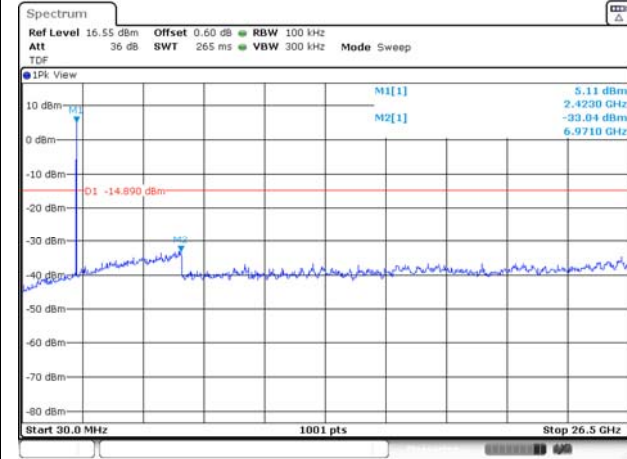
Report No.:
KR21-SRF0162

Page (212) of (230)

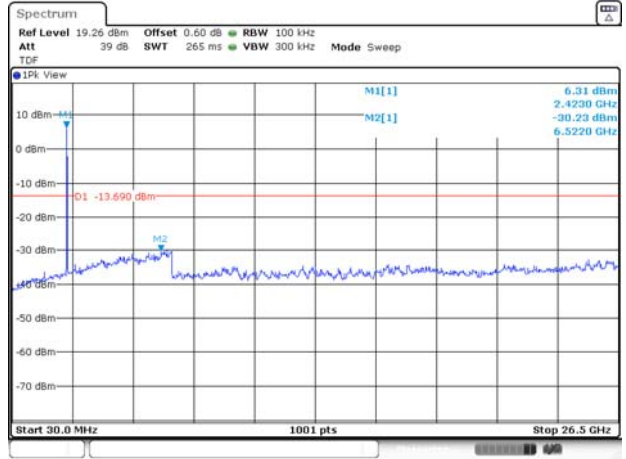


26T / Low : 8, Mid : 0 High : 8

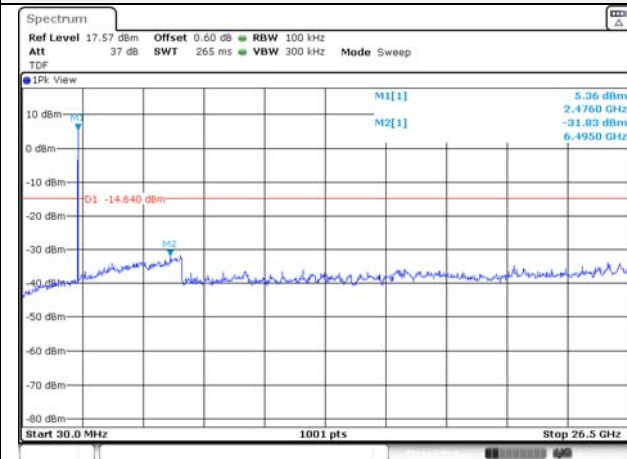
Conducted spurious / 2 412 MHz



Conducted spurious / 2 437 MHz



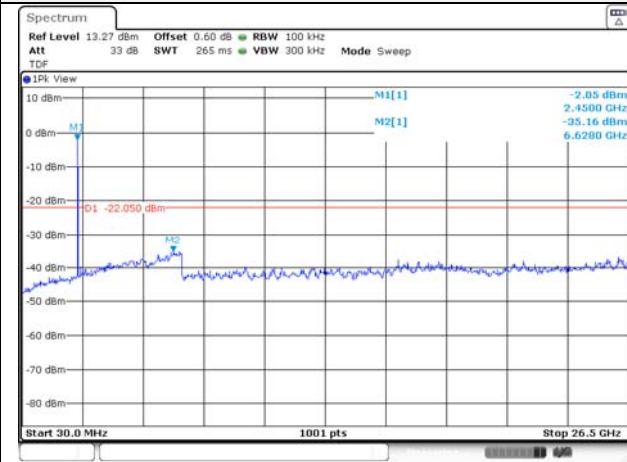
Conducted spurious / 2 462 MHz



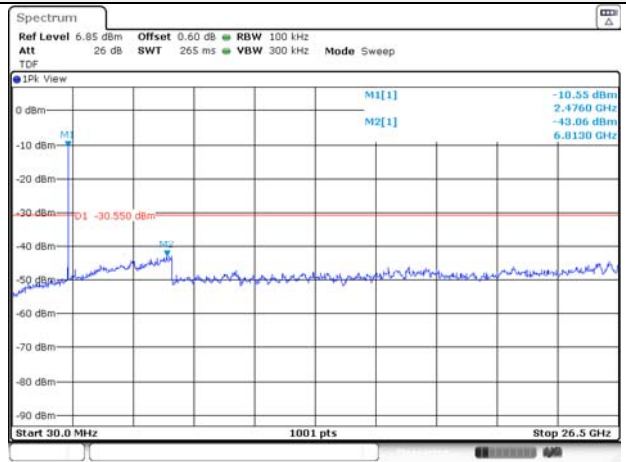
Blank

26T / CH 12 : 0, CH 13 : 4

Conducted spurious / 2 467 MHz



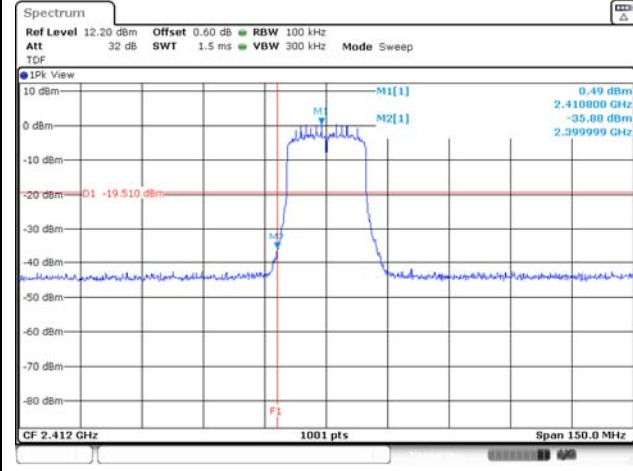
Conducted spurious / 2 472 MHz



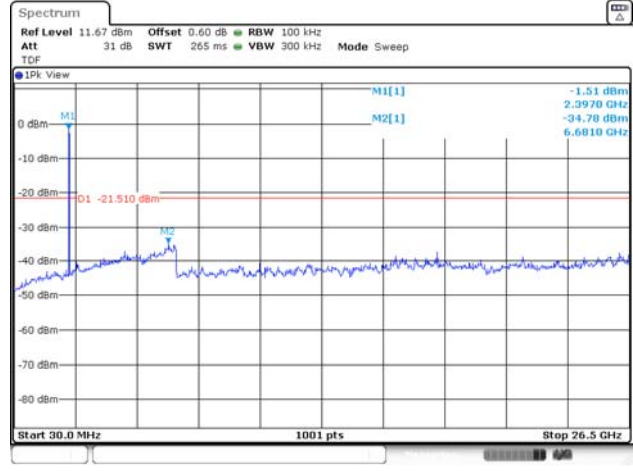
SISO_ANT 2

SU

Conducted band-edge / 2 412 MHz



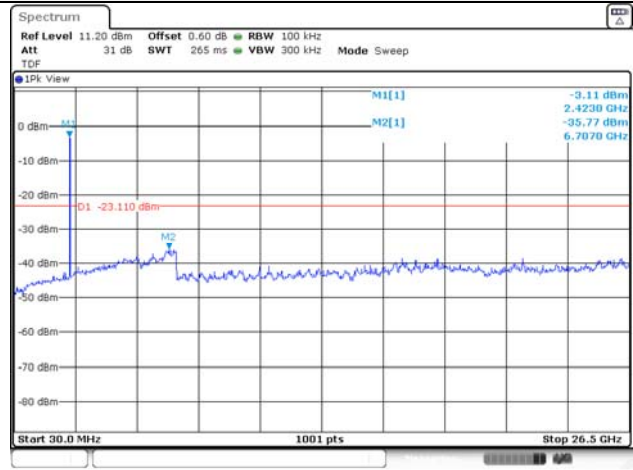
Conducted spurious / 2 412 MHz



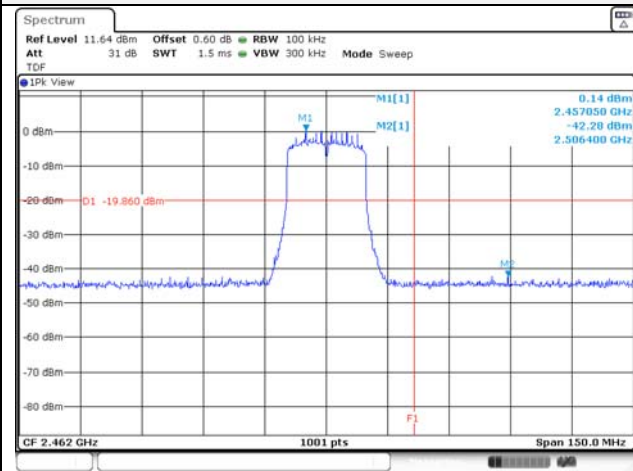
Conducted band-edge / 2 437 MHz

Blank

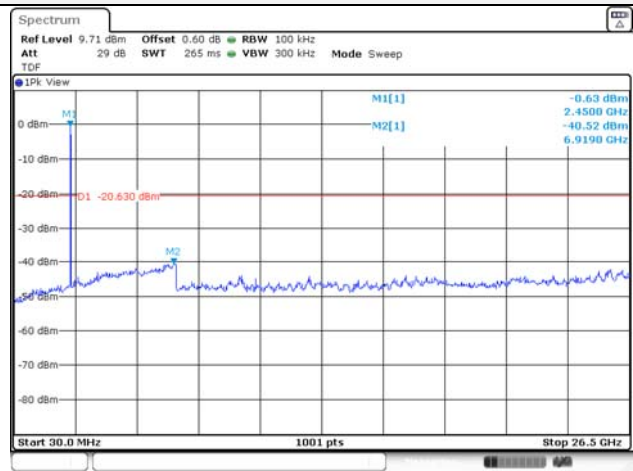
Conducted spurious / 2 437 MHz



Conducted band-edge / 2 462 MHz

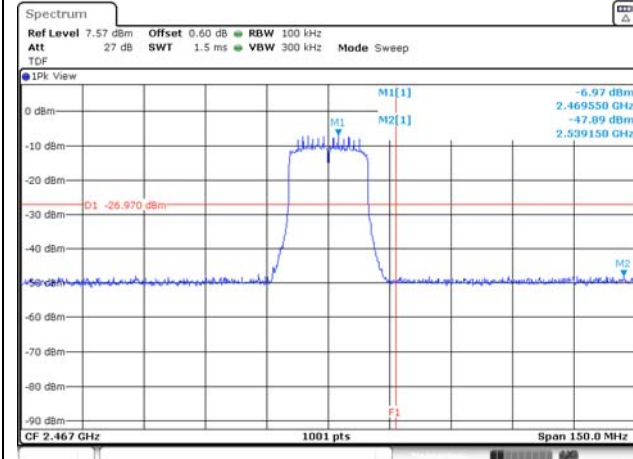


Conducted spurious / 2 462 MHz

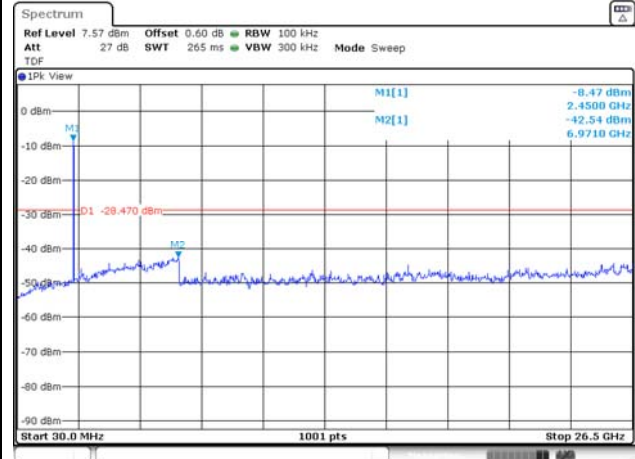


SU

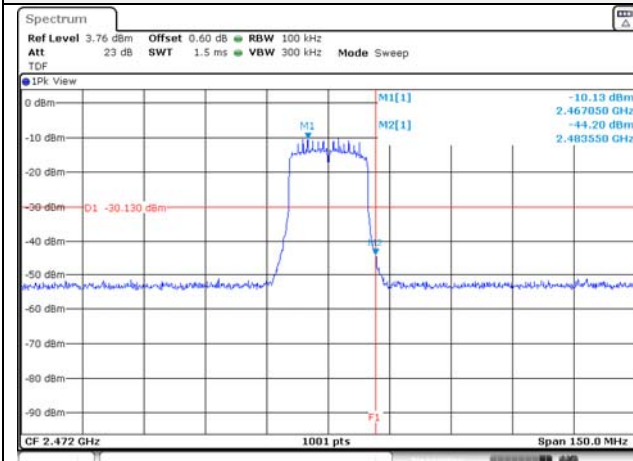
Conducted band-edge / 2 467 MHz



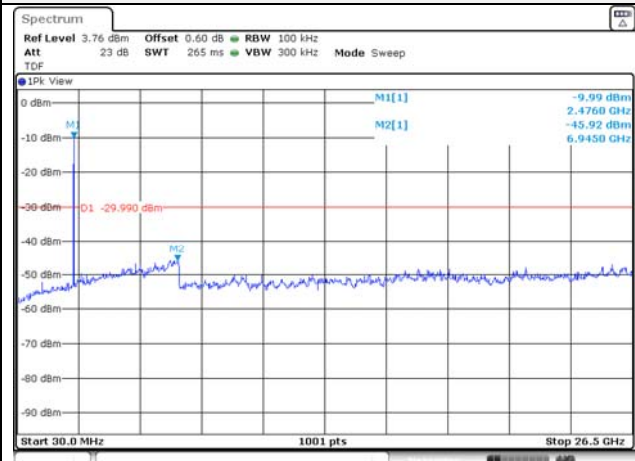
Conducted spurious / 2 467 MHz



Conducted band-edge / 2 472 MHz

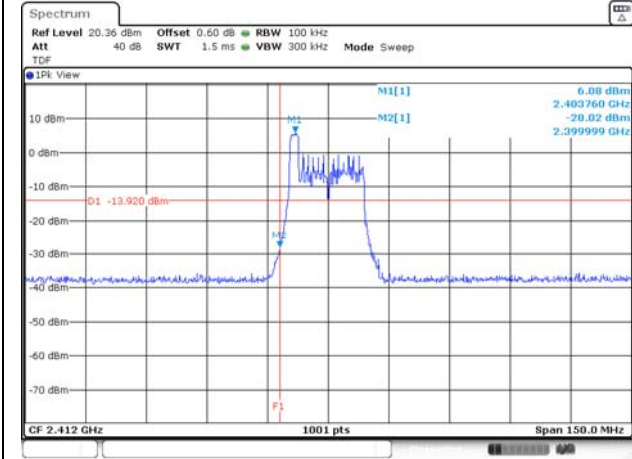


Conducted spurious / 2 472 MHz

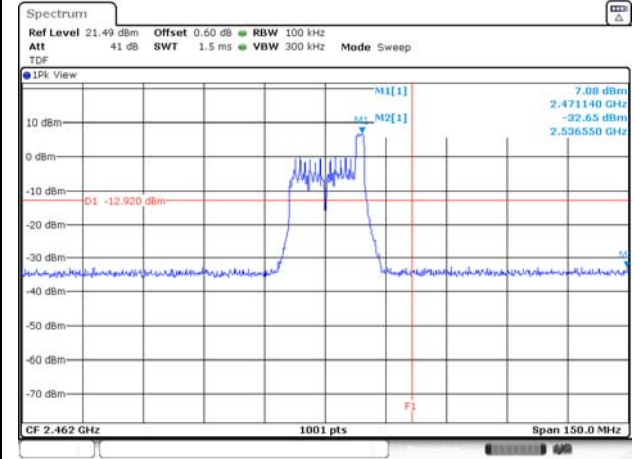


26T / Low : 0, High : 8

Conducted band-edge / 2 412 MHz

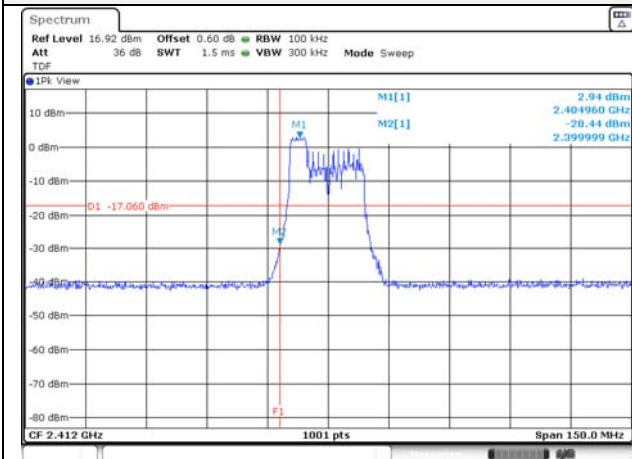


Conducted band-edge / 2 462 MHz

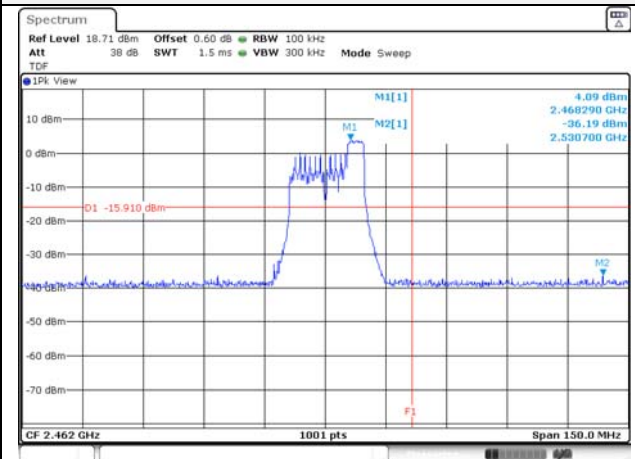


52T / Low : 37, High : 40

Conducted band-edge / 2 412 MHz

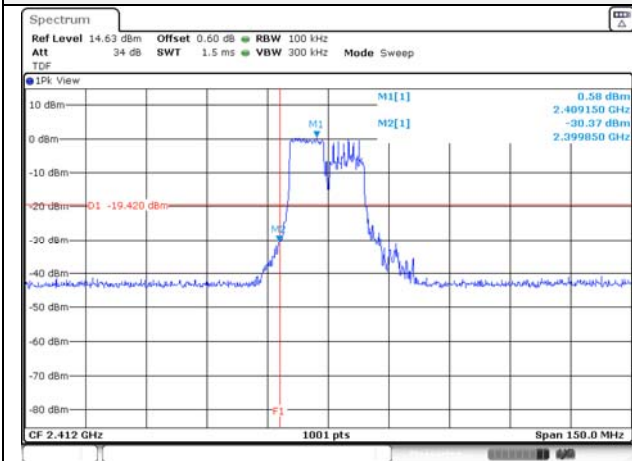


Conducted band-edge / 2 462 MHz

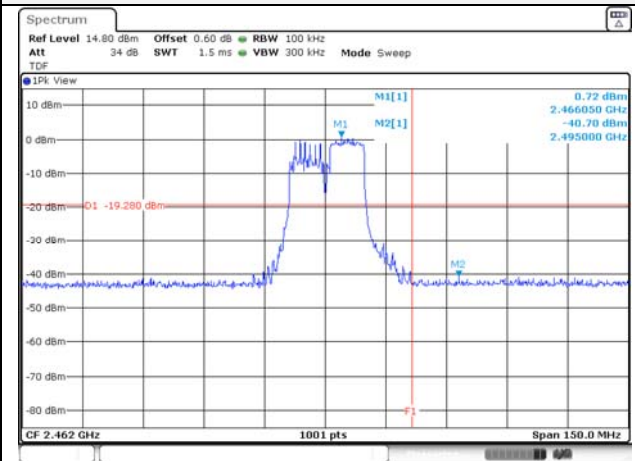


106T / Low : 53, High : 54

Conducted band-edge / 2 412 MHz

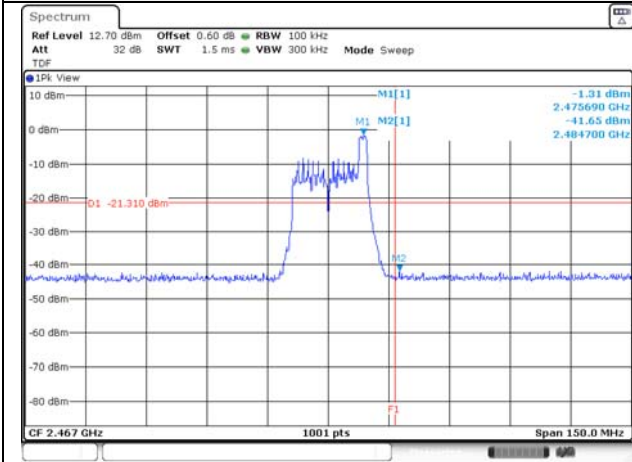


Conducted band-edge / 2 462 MHz

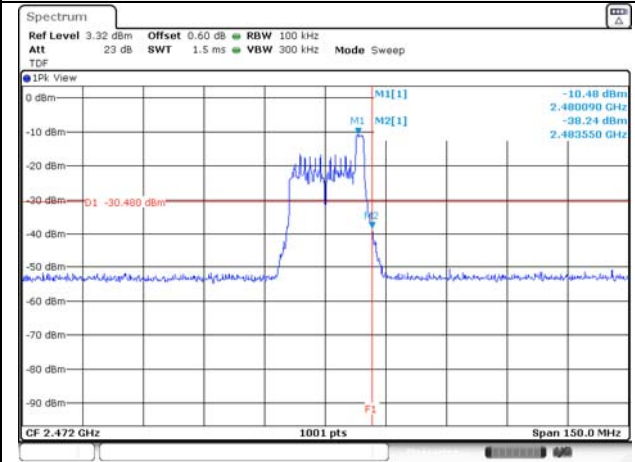


26T / High : 8

Conducted band-edge / 2 467 MHz

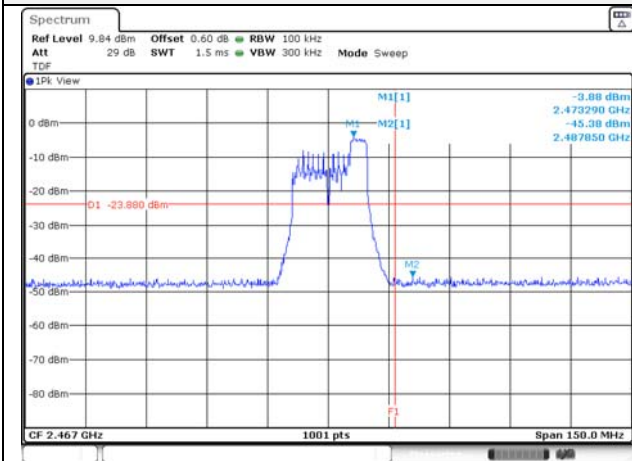


Conducted band-edge / 2 472 MHz

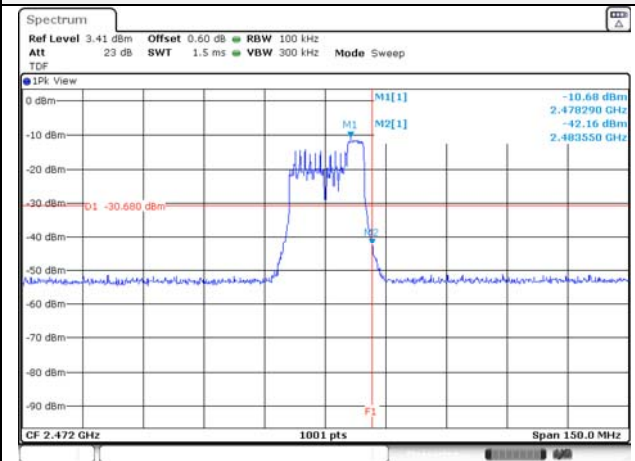


52T / High : 40

Conducted band-edge / 2 467 MHz

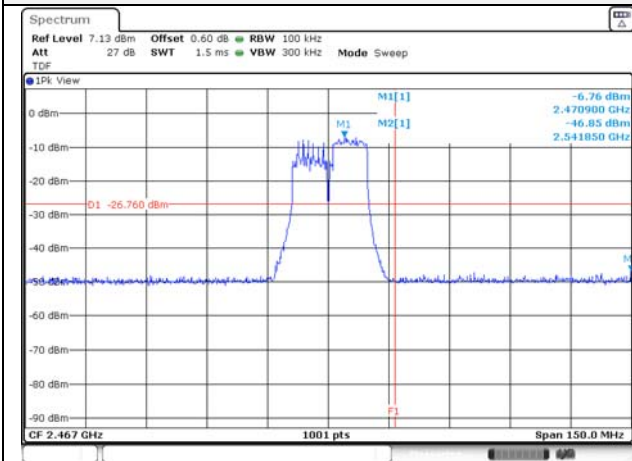


Conducted band-edge / 2 472 MHz

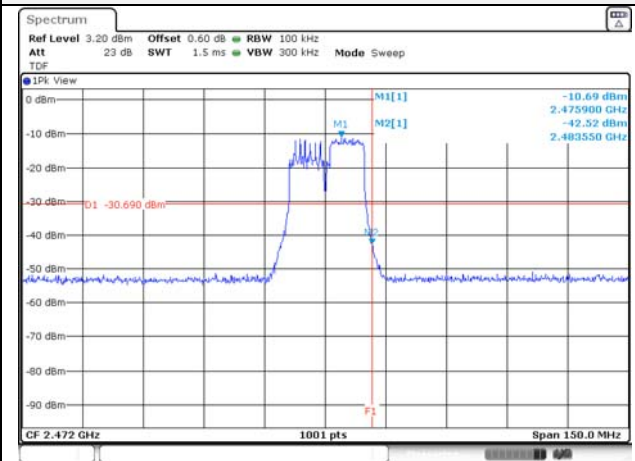


106T / High : 54

Conducted band-edge / 2 467 MHz



Conducted band-edge / 2 472 MHz



KCTL Inc.

65, Sinwon-ro, Yeongtong-gu,
Suwon-si, Gyeonggi-do, 16677, Korea
TEL: 82-31-285-0894 FAX: 82-505-299-8311
www.kctl.co.kr

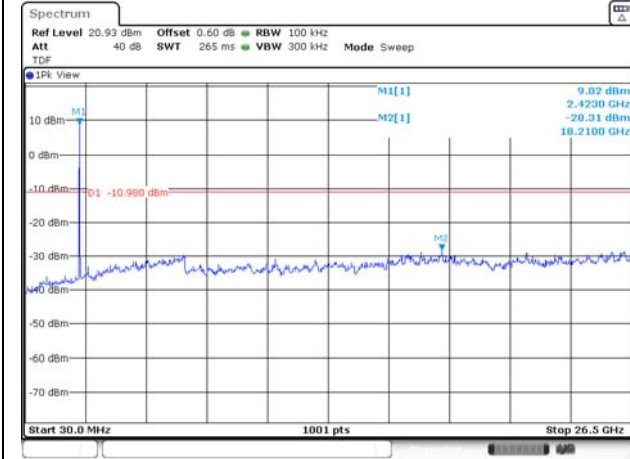
Report No.:
KR21-SRF0162

Page (217) of (230)

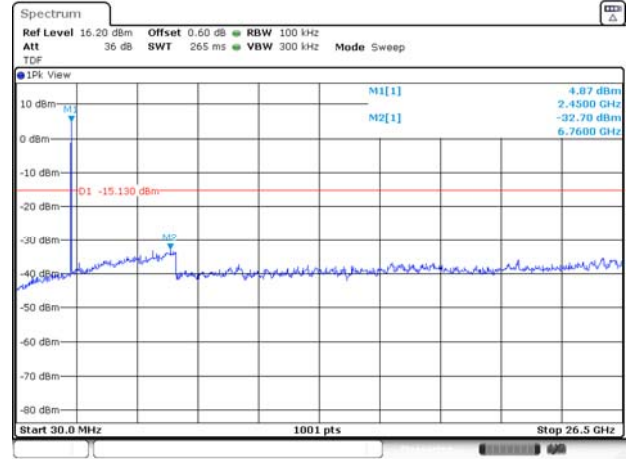


26T / Low : 8, Mid : 8 High : 8

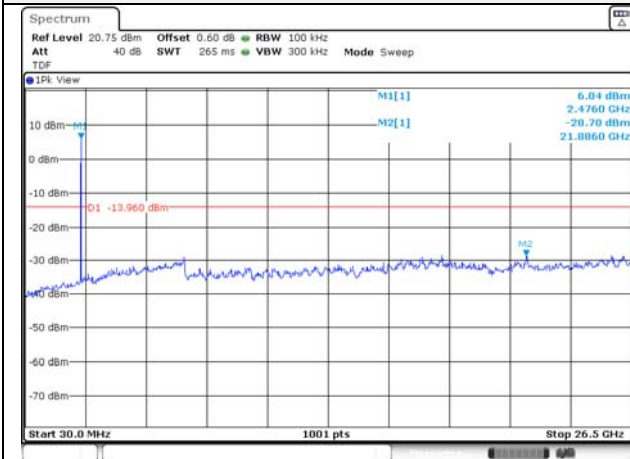
Conducted spurious / 2 412 MHz



Conducted spurious / 2 437 MHz



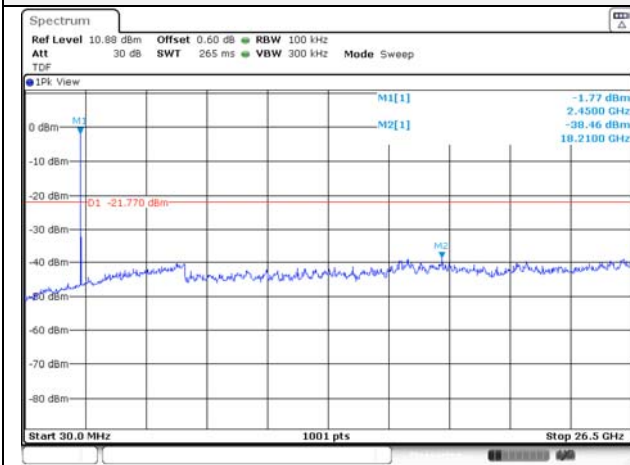
Conducted spurious / 2 462 MHz



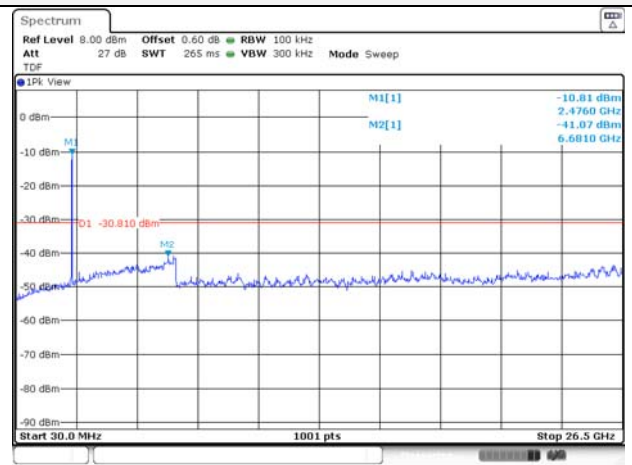
Blank

26T / CH 12 : 0, CH 13 : 37

Conducted spurious / 2 467 MHz



Conducted spurious / 2 472 MHz



MIMO

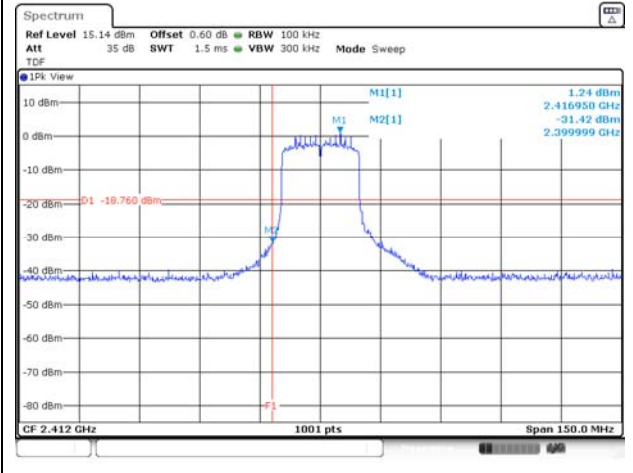
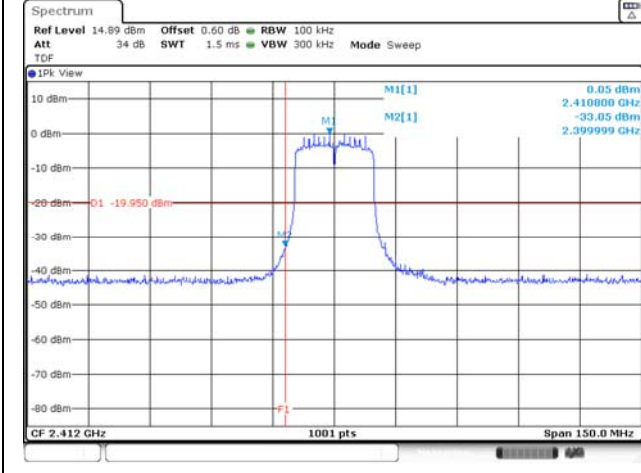
SU

ANT 1

ANT 2

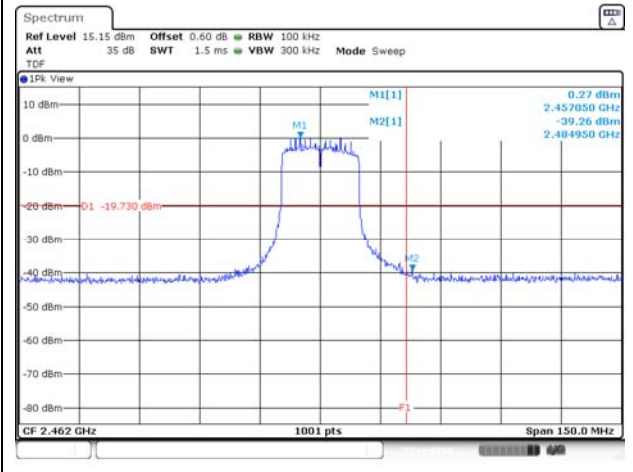
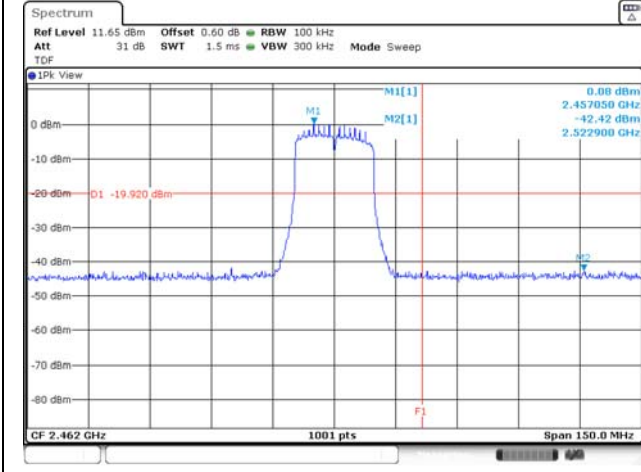
Conducted band-edge / 2 412 MHz

Conducted band-edge / 2 412 MHz



Conducted band-edge / 2 462 MHz

Conducted band-edge / 2 462 MHz



KCTL Inc.

65, Sinwon-ro, Yeongtong-gu,
Suwon-si, Gyeonggi-do, 16677, Korea
TEL: 82-31-285-0894 FAX: 82-505-299-8311
www.kctl.co.kr

Report No.:
KR21-SRF0162

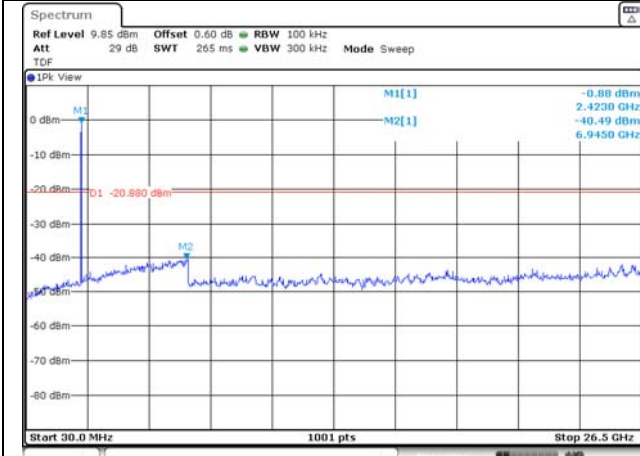
Page (219) of (230)



SU

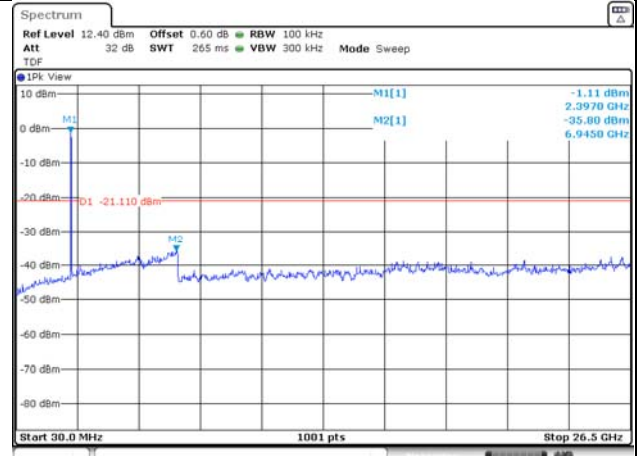
ANT 1

Conducted spurious / 2 412 MHz

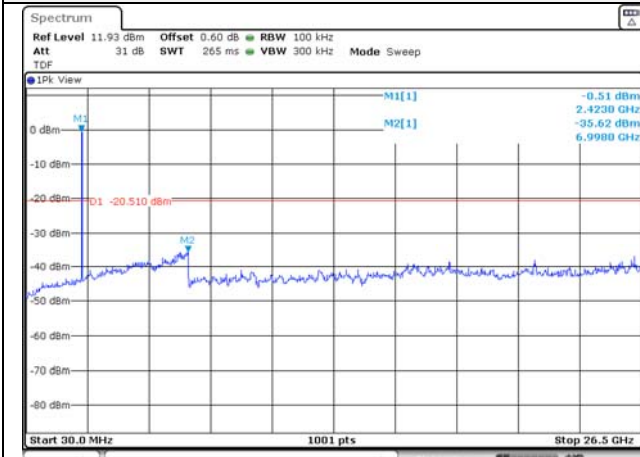


ANT 2

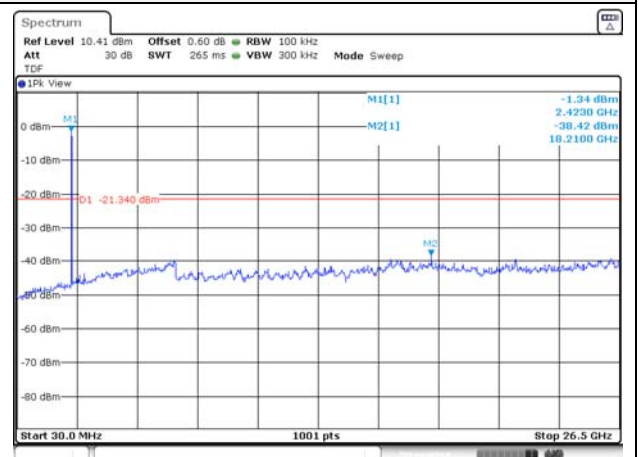
Conducted spurious / 2 412 MHz



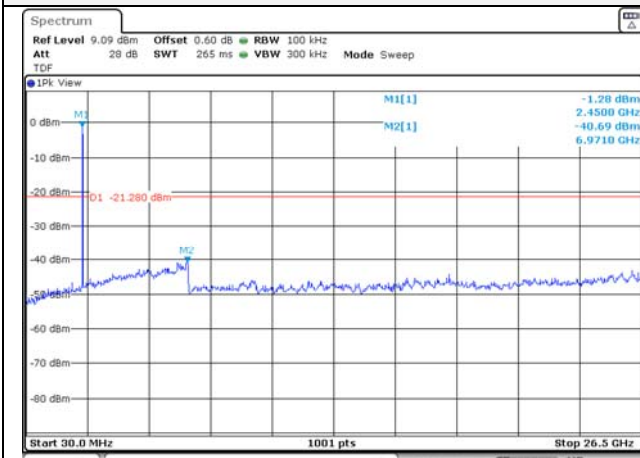
Conducted spurious / 2 437 MHz



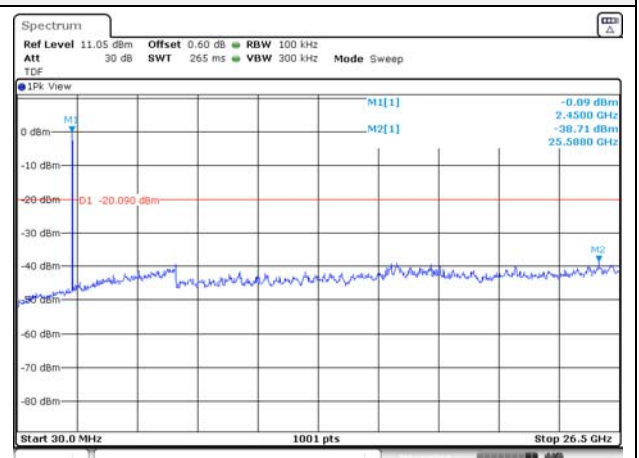
Conducted spurious / 2 437 MHz



Conducted spurious / 2 462 MHz



Conducted spurious / 2 462 MHz



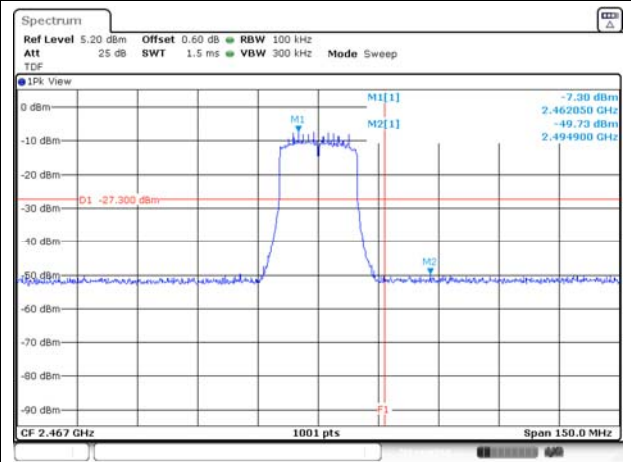
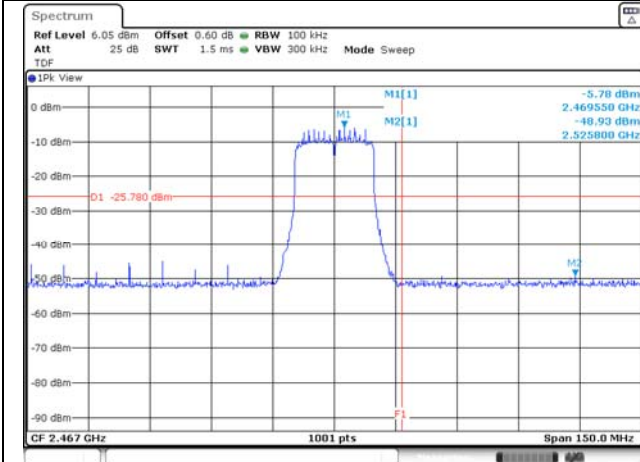
SU

ANT 1

ANT 2

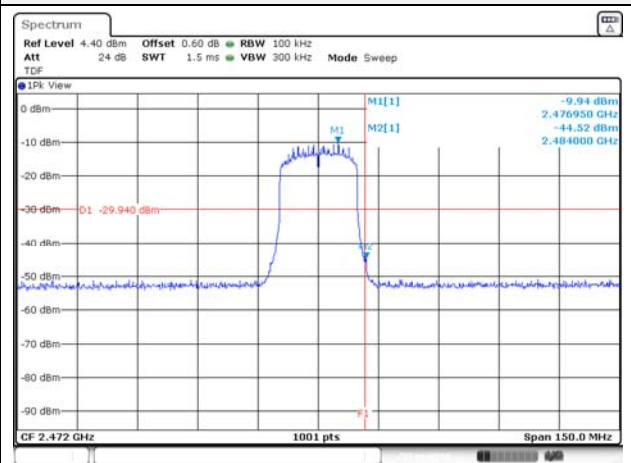
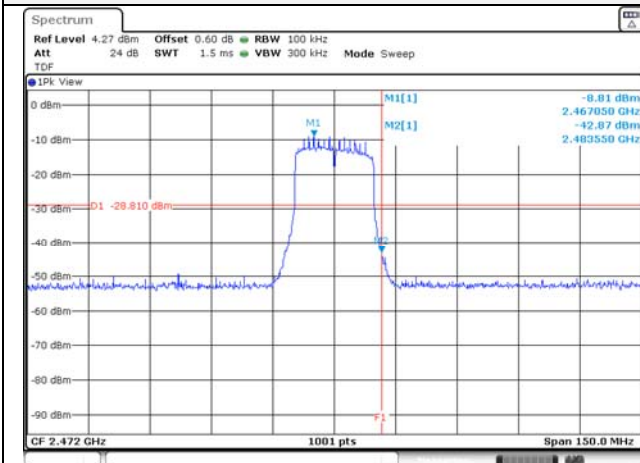
Conducted band-edge / 2 467 MHz

Conducted band-edge / 2 467 MHz



Conducted band-edge / 2 472 MHz

Conducted band-edge / 2 472 MHz



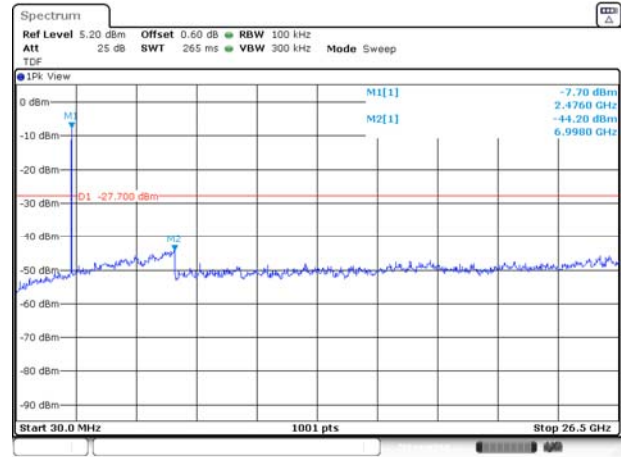
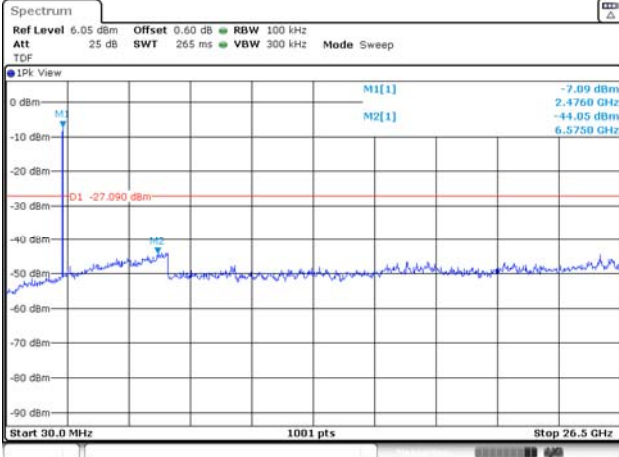
SU

ANT 1

ANT 2

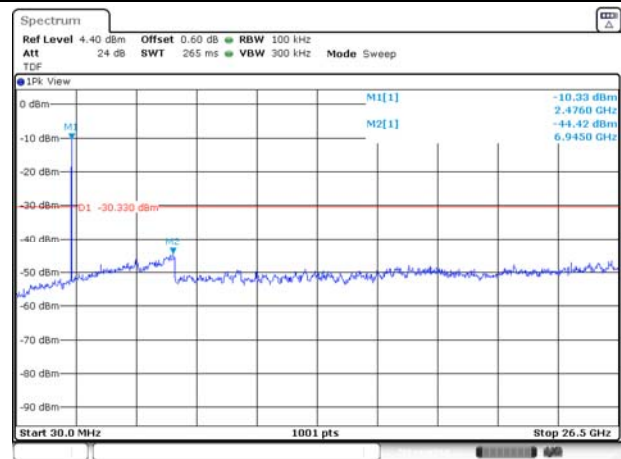
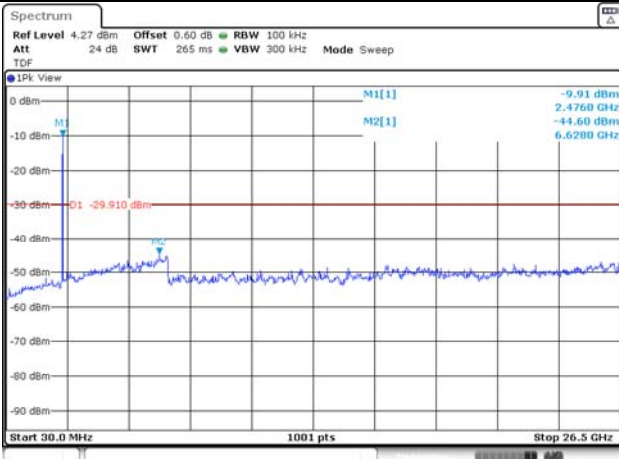
Conducted spurious / 2 467 MHz

Conducted spurious / 2 467 MHz



Conducted spurious / 2 472 MHz

Conducted spurious / 2 472 MHz



KCTL Inc.

65, Sinwon-ro, Yeongtong-gu,
Suwon-si, Gyeonggi-do, 16677, Korea
TEL: 82-31-285-0894 FAX: 82-505-299-8311
www.kctl.co.kr

Report No.:
KR21-SRF0162

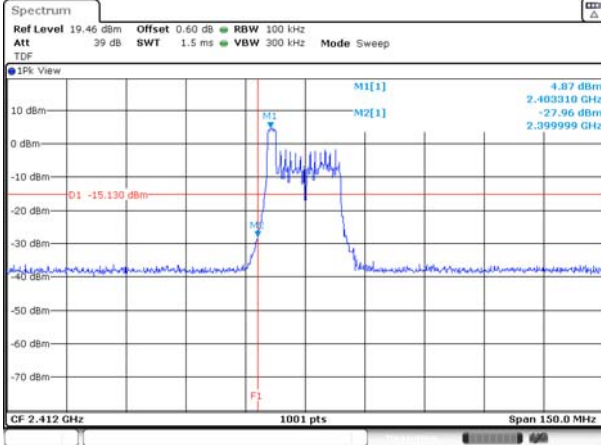
Page (222) of (230)



26T / Low : 0, High : 8

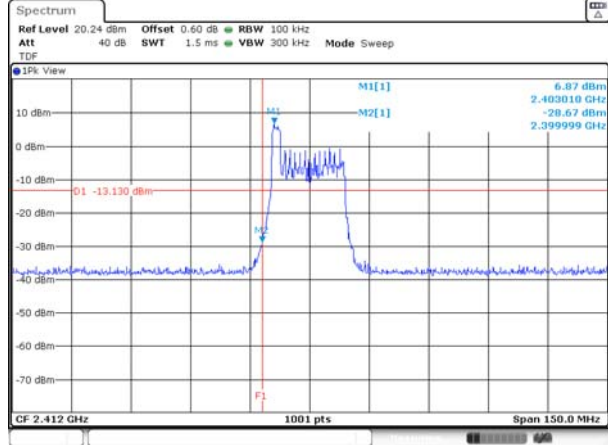
ANT 1

Conducted band-edge / 2 412 MHz

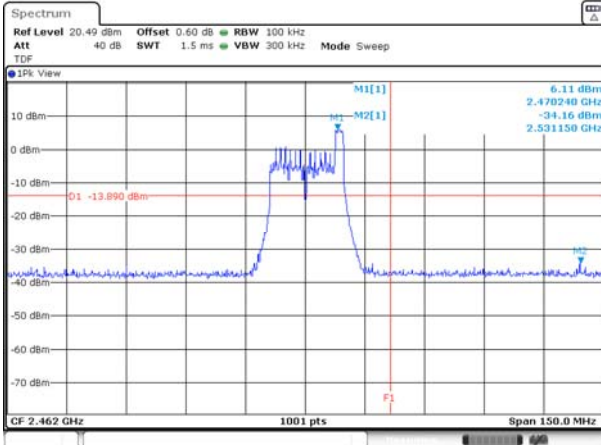


ANT 2

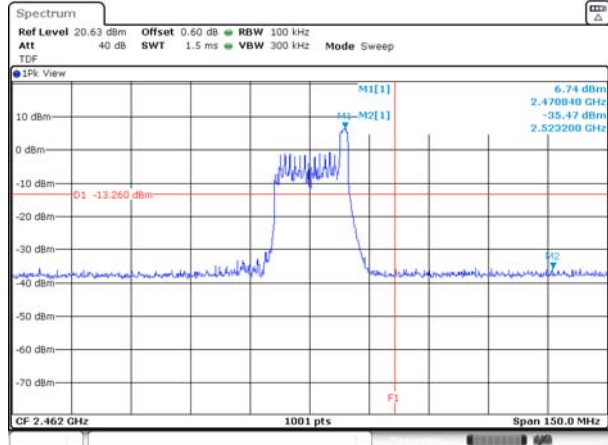
Conducted band-edge / 2 412 MHz



Conducted band-edge / 2 462 MHz



Conducted band-edge / 2 462 MHz



KCTL Inc.

65, Sinwon-ro, Yeongtong-gu,
Suwon-si, Gyeonggi-do, 16677, Korea
TEL: 82-31-285-0894 FAX: 82-505-299-8311
www.kctl.co.kr

Report No.:
KR21-SRF0162

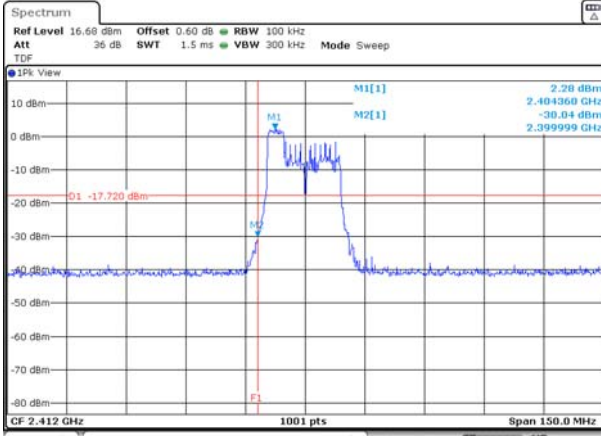
Page (223) of (230)



52T / Low : 37, High : 40

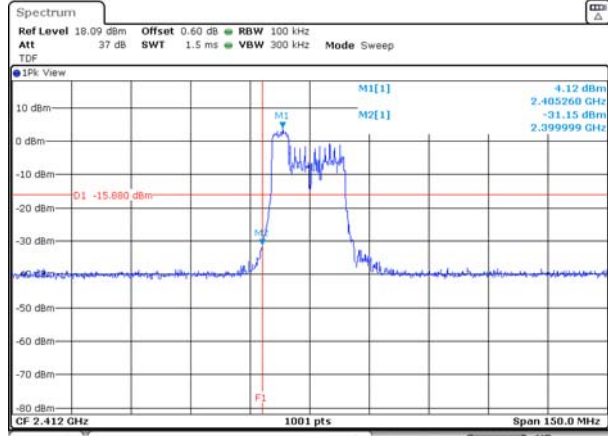
ANT 1

Conducted band-edge / 2 412 MHz

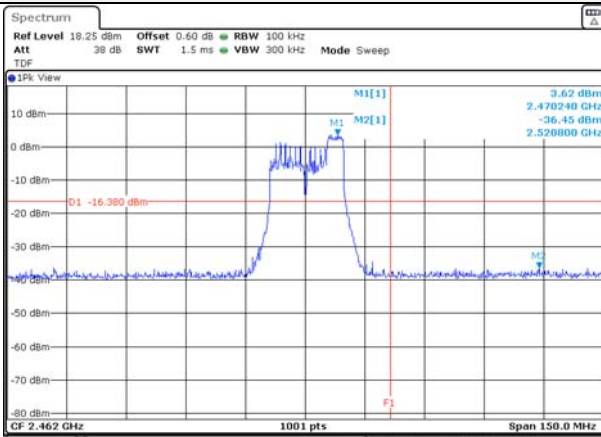


ANT 2

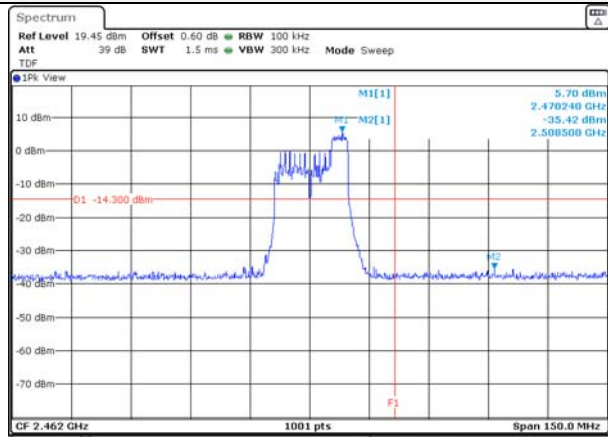
Conducted band-edge / 2 412 MHz



Conducted band-edge / 2 462 MHz



Conducted band-edge / 2 462 MHz



KCTL Inc.

65, Sinwon-ro, Yeongtong-gu,
Suwon-si, Gyeonggi-do, 16677, Korea
TEL: 82-31-285-0894 FAX: 82-505-299-8311
www.kctl.co.kr

Report No.:
KR21-SRF0162

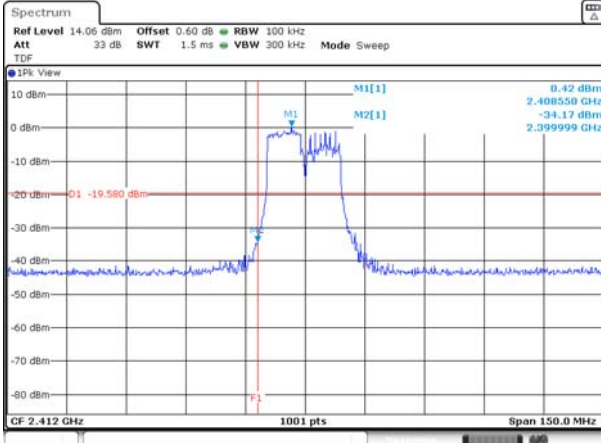
Page (224) of (230)



106T / Low : 53, High : 54

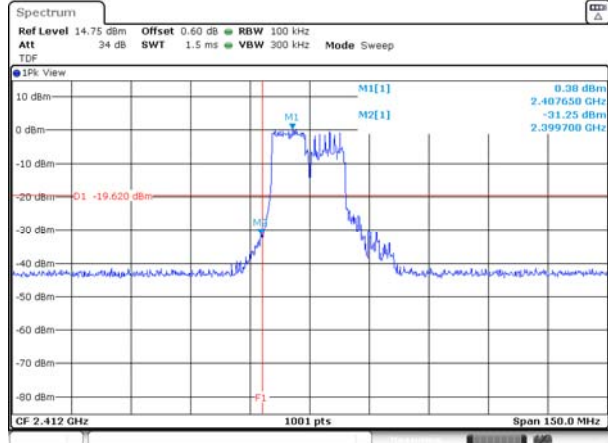
ANT 1

Conducted band-edge / 2 412 MHz

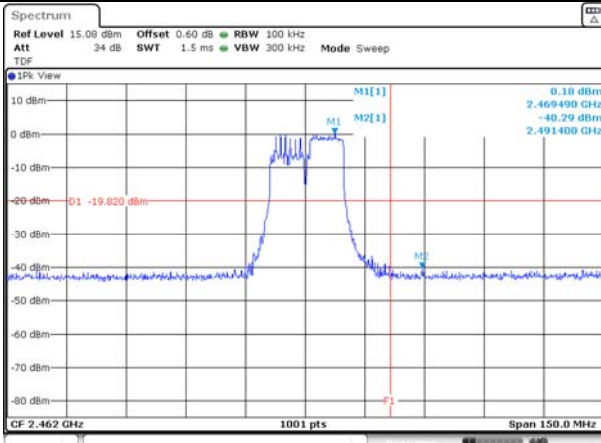


ANT 2

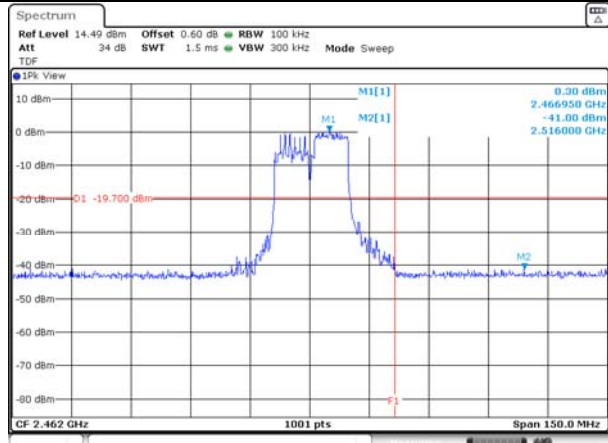
Conducted band-edge / 2 412 MHz



Conducted band-edge / 2 462 MHz



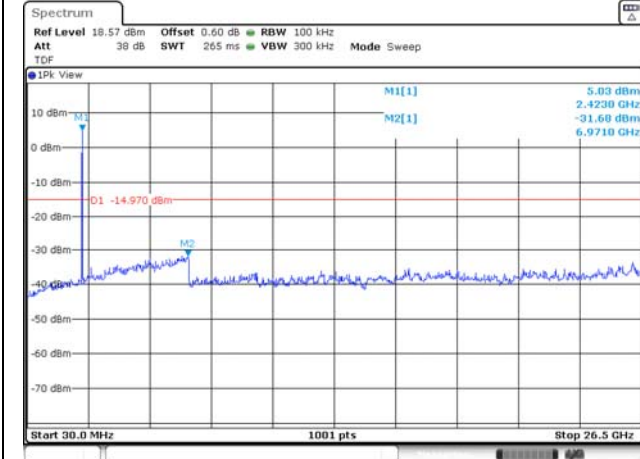
Conducted band-edge / 2 462 MHz



26T / Low : 4, Mid : 0, High : 8

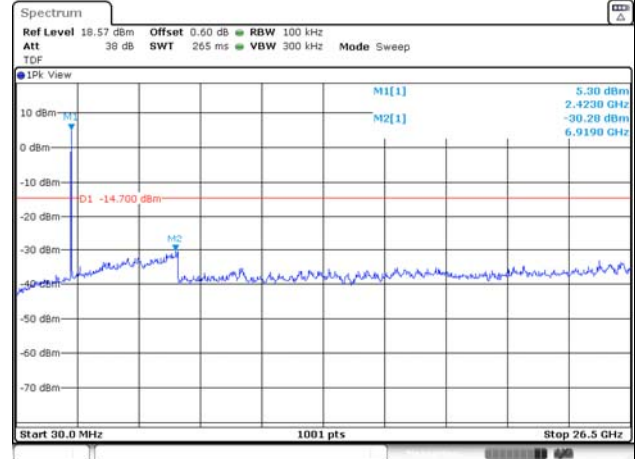
ANT 1

Conducted spurious / 2 412 MHz

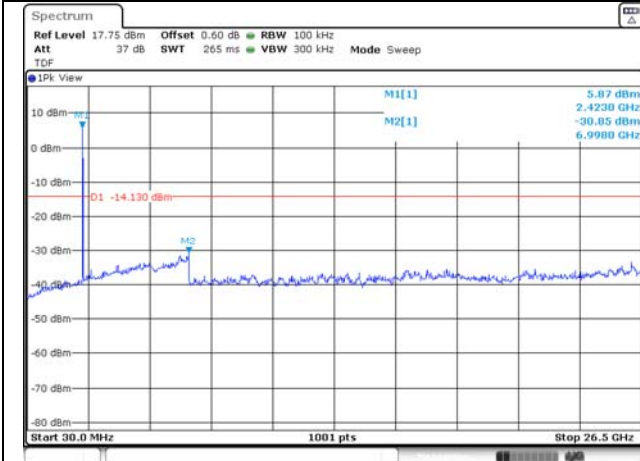


ANT 2

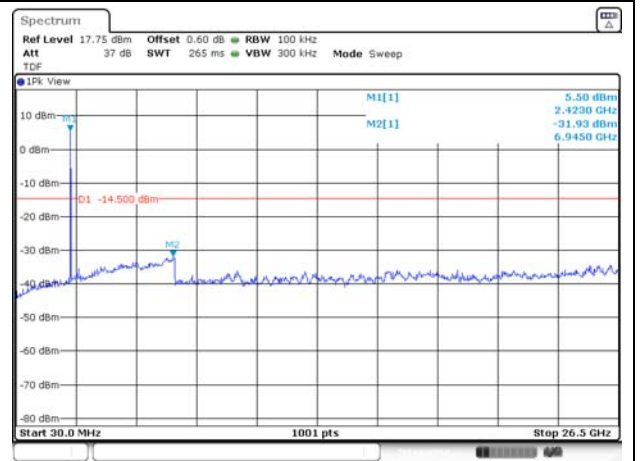
Conducted spurious / 2 412 MHz



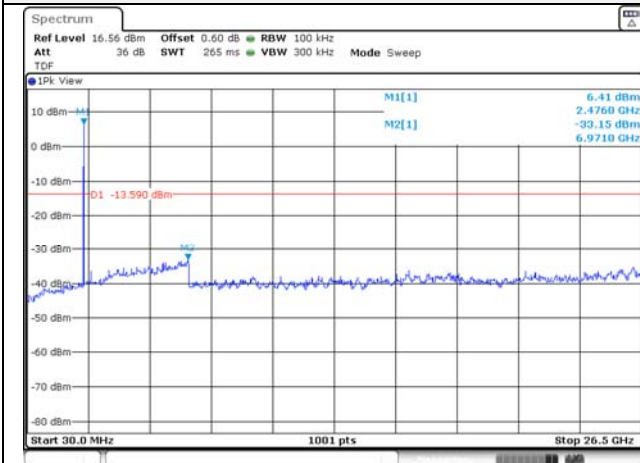
Conducted spurious / 2 437 MHz



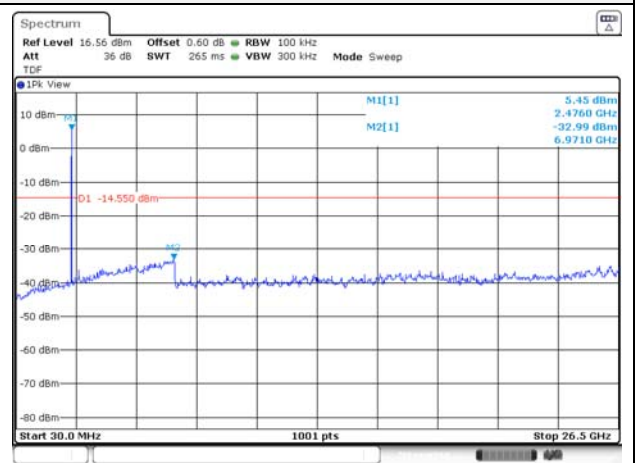
Conducted spurious / 2 437 MHz



Conducted spurious / 2 462 MHz



Conducted spurious / 2 462 MHz



KCTL Inc.

65, Sinwon-ro, Yeongtong-gu,
Suwon-si, Gyeonggi-do, 16677, Korea
TEL: 82-31-285-0894 FAX: 82-505-299-8311
www.kctl.co.kr

Report No.:
KR21-SRF0162

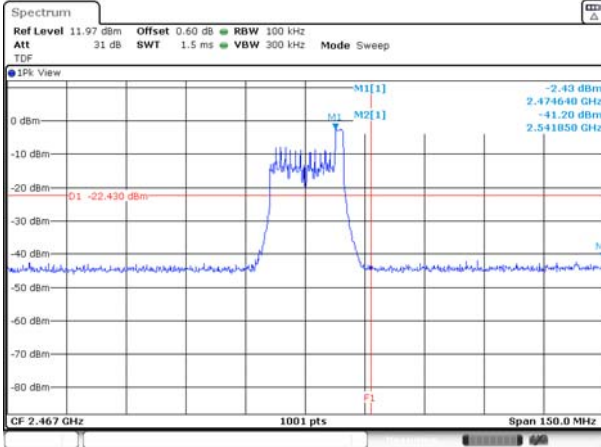
Page (226) of (230)



26T / High : 8

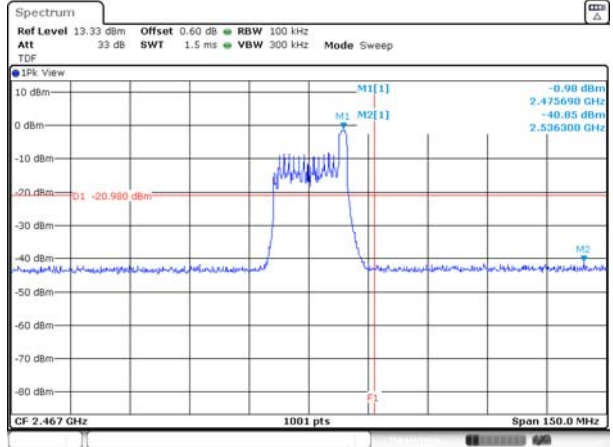
ANT 1

Conducted band-edge / 2 467 MHz

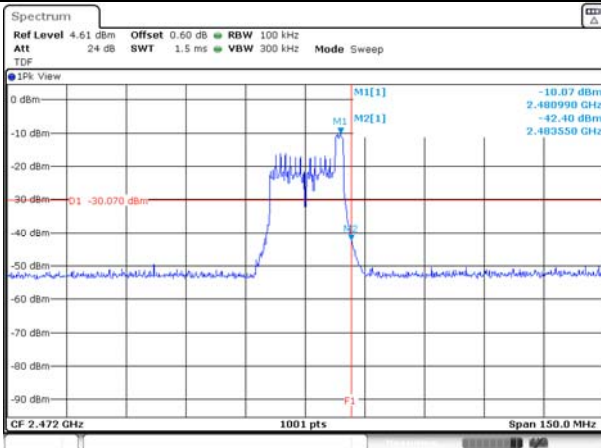


ANT 2

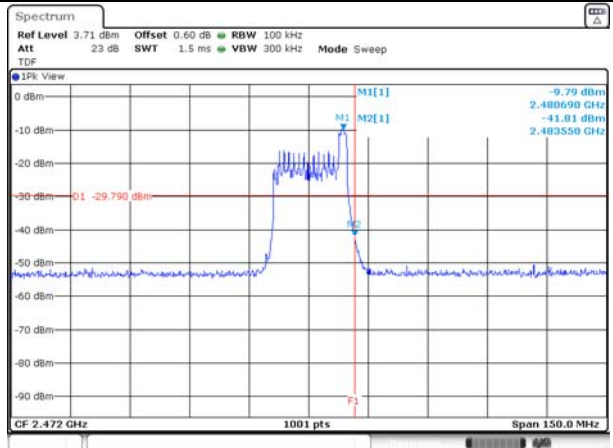
Conducted band-edge / 2 467 MHz



Conducted band-edge / 2 472 MHz



Conducted band-edge / 2 472 MHz



KCTL Inc.

65, Sinwon-ro, Yeongtong-gu,
Suwon-si, Gyeonggi-do, 16677, Korea
TEL: 82-31-285-0894 FAX: 82-505-299-8311
www.kctl.co.kr

Report No.:
KR21-SRF0162

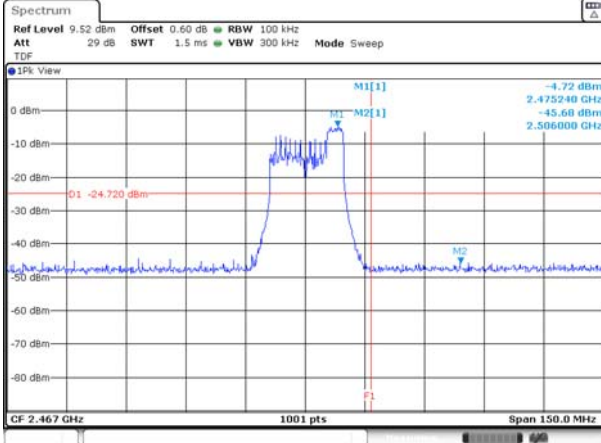
Page (227) of (230)



52T / High : 40

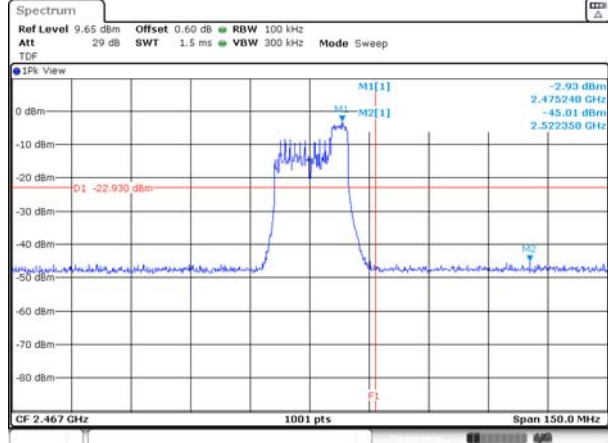
ANT 1

Conducted band-edge / 2 467 MHz

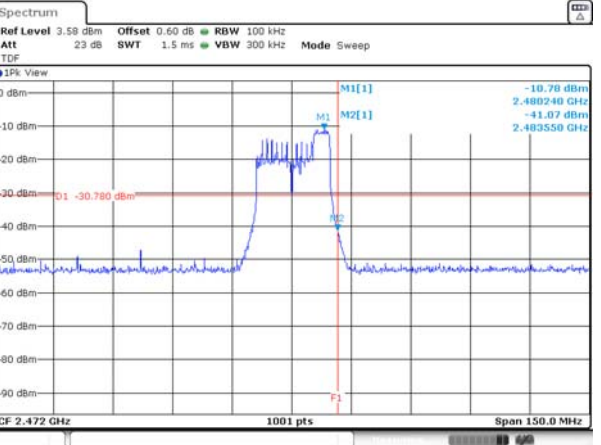


ANT 2

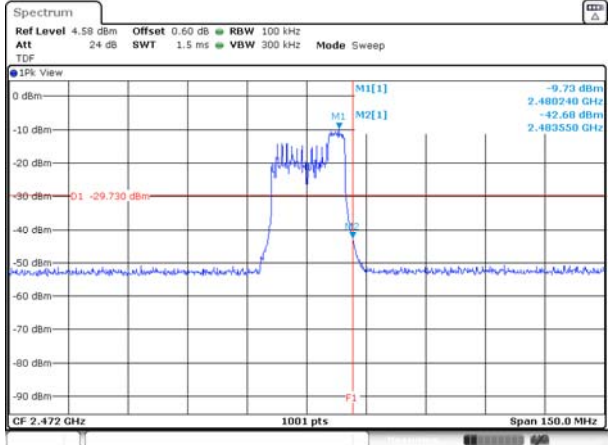
Conducted band-edge / 2 467 MHz



Conducted band-edge / 2 472 MHz



Conducted band-edge / 2 472 MHz



KCTL Inc.

65, Sinwon-ro, Yeongtong-gu,
Suwon-si, Gyeonggi-do, 16677, Korea
TEL: 82-31-285-0894 FAX: 82-505-299-8311
www.kctl.co.kr

Report No.:
KR21-SRF0162

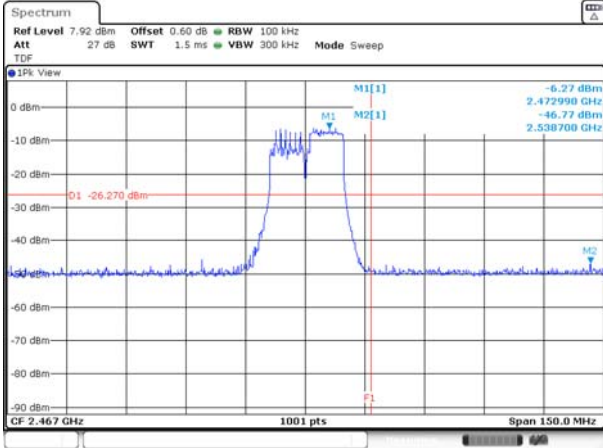
Page (228) of (230)



106T / High : 54

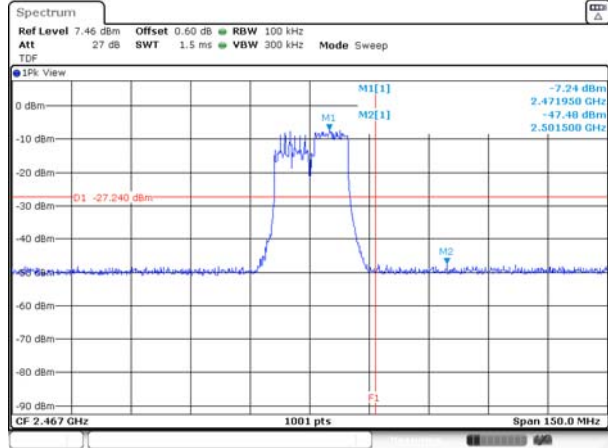
ANT 1

Conducted band-edge / 2 467 MHz

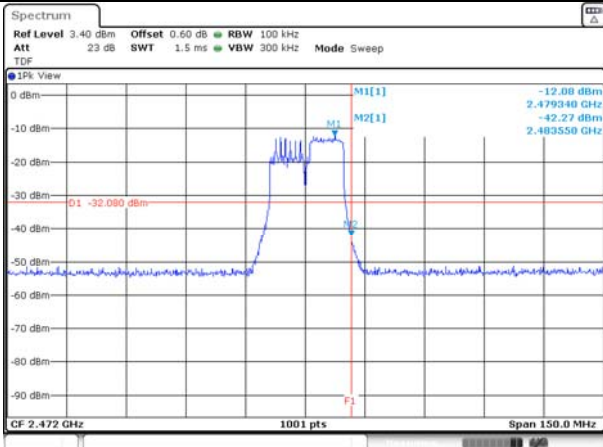


ANT 2

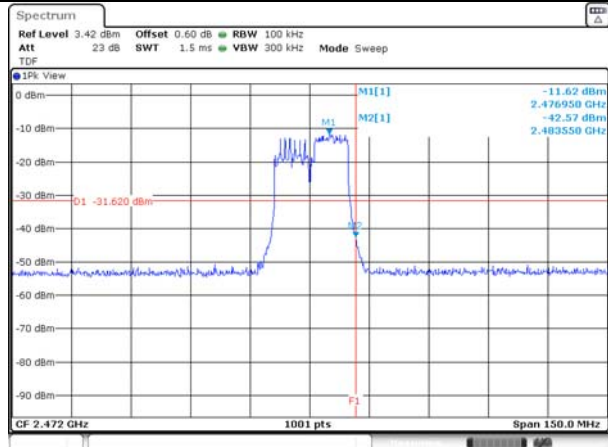
Conducted band-edge / 2 467 MHz



Conducted band-edge / 2 472 MHz



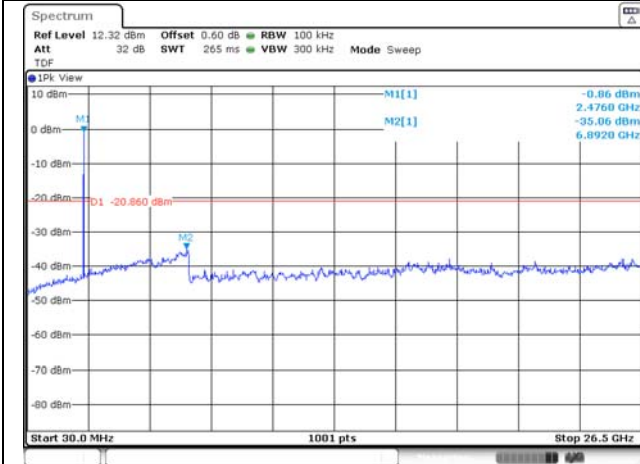
Conducted band-edge / 2 472 MHz



26T / CH12 : 4, CH13 : 4

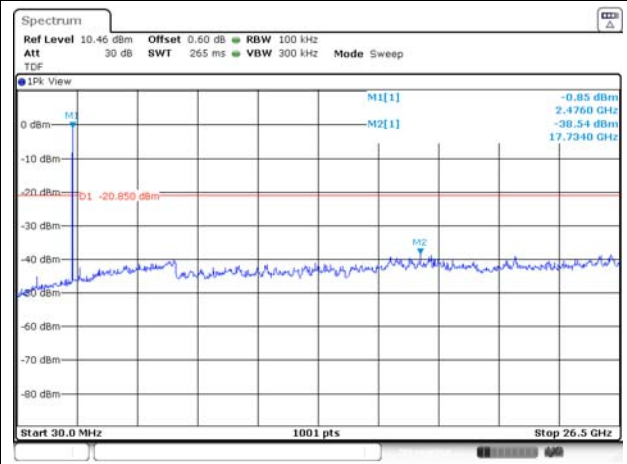
ANT 1

Conducted spurious / 2 467 MHz

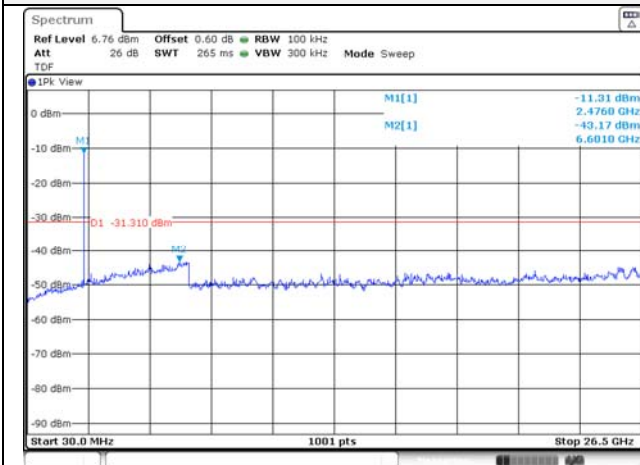


ANT 2

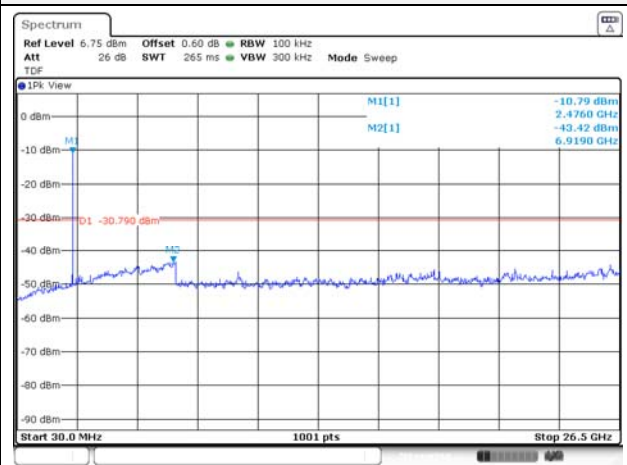
Conducted spurious / 2 467 MHz



Conducted spurious / 2 472 MHz



Conducted spurious / 2 472 MHz



KCTL Inc.

65, Sinwon-ro, Yeongtong-gu,
Suwon-si, Gyeonggi-do, 16677, Korea
TEL: 82-31-285-0894 FAX: 82-505-299-8311
www.kctl.co.kr

Report No.:
KR21-SRF0162

Page (230) of (230)



8. Measurement equipment

Equipment Name	Manufacturer	Model No.	Serial No.	Next Cal. Date
Spectrum Analyzer	R&S	FSV30	100732	22.01.20
Attenuator	API Inmet	40AH2W-10	17	22.05.11
Vector Signal Generator	R&S	SMBV100A	257566	22.07.09 ¹⁾
Signal Generator	R&S	SMB100A	176206	22.01.20
Power Sensor	R&S	NRP-Z81	1137.9009.02-106223-bB	22.05.11
Attenuator	R&S	DNF Dämpfungsglied 10 dB in N-50 Ohm	31211	22.05.11
DC Power Supply	Agilent	E3632A	MY40008800	22.07.27 ²⁾
Spectrum Analyzer	R&S	FSV40	100989	21.12.23
EMI TEST RECEIVER	R&S	ESC13	101408	21.08.20
Bi-Log Antenna	SCHWARZBECK	VULB9168	583	22.04.23
Amplifier	SONOMA INSTRUMENT	310N	284608	21.08.20
COAXIAL FIXED ATTENUATOR	Agilent	8491B-003	2708A18758	22.04.23
Horn antenna	ETS.lindgren	3117	155787	21.10.28
Horn antenna	ETS.lindgren	3116	00086635	22.05.17
Attenuator	API Inmet	40AH2W-10	12	22.05.11
Broadband PreAmplifier	SCHWARZBECK	BBV9718	216	22.07.27 ²⁾
AMPLIFIER	L-3 Narda-MITEQ	AMF-7D-01001800 -22-10P	2003683	21.08.28
AMPLIFIER	L-3 Narda-MITEQ	JS44-18004000-33-8P	2000996	22.01.21
LOOP Antenna	R&S	HFH2-Z2	100355	22.08.21
Antenna Mast	Innco Systems	MA4640-XP-ET	-	-
Turn Table	Innco Systems	DT2000	79	-
Antenna Mast	Innco Systems	MA4000-EP	303	-
Turn Table	Innco Systems	DT2000	79	-
Highpass Filter	WT	WT-A1699-HS	WT160411002	22.05.10
TWO-LINE V - NETWORK	R&S	ENV216	101358	21.09.29
EMI TEST RECEIVER	R&S	ESCI	100001	21.08.20

1) Tests related to this equipment were progressed after the calibration was completed.

2) Tests related to this equipment were progressed before the calibration was requested

End of test report