



TEST REPORT

| | | | |
|---|---------------------|---|----------------------|
| KCTL Inc. 65, Sinwon-ro, Yeongtong-gu, Suwon-si, Gyeonggi-do, 16677, Korea TEL: 82-31-285-0894 FAX: 82-505-299-8311 www.kctl.co.kr | | Report No.: KR21-SRF0162 Page (1) of (230) | |
| 1. Client <ul style="list-style-type: none"> ◦ Name : Samsung Electronics Co., Ltd. ◦ Address : 129, Samsung-ro, Yeongtong-gu, Suwon-si, Gyeonggi-do, 16677, Rep. of Korea ◦ Date of Receipt : 2021-06-28 | | | |
| 2. Use of Report : Certification | | | |
| 3. Name of Product / Model : Tablet PC / SM-T733 | | | |
| 4. Manufacturer / Country of Origin : Samsung Electronics Co., Ltd. / Vietnam | | | |
| 5. FCC ID : A3LSMT733 | | | |
| 6. IC Certificate No. : 649E-SMT733 | | | |
| 7. Date of Test : 2021-07-05 to 2021-07-28 | | | |
| 8. Location of Test : <input checked="" type="checkbox"/> Permanent Testing Lab <input type="checkbox"/> On Site Testing : (Address:65,Sinwon-roYeongtong-gu,Suwon-si,Gyeonggi-do,16677, Korea) | | | |
| 9. Test method used : FCC Part 15 Subpart C, 15.247 RSS-247 Issue 2 February 2017 RSS-Gen Issue 5 April 2018 | | | |
| 10. Test Results : Refer to the test result in the test report | | | |
| Affirmation | Tested by | | Technical Manager |
| | Name : Taeyoung Kim | | Name : Seungyong Kim |
| | | | 2021-08-02 |
| <h2>KCTL Inc.</h2> | | | |
| As a test result of the sample which was submitted from the client, this report does not guarantee the whole product quality. This test report should not be used and copied without a written agreement by KCTL Inc. | | | |

REPORT REVISION HISTORY

| Date | Revision | Page No |
|------------|-------------------|---------|
| 2021-08-02 | Originally issued | - |
| | | |
| | | |
| | | |
| | | |

This report shall not be reproduced except in full, without the written approval of KCTL Inc. This document may be altered or revised by KCTL Inc. personnel only, and shall be noted in the revision section of the document. Any alteration of this document not carried out by KCTL Inc. will constitute fraud and shall nullify the document. This test report is a general report that does not use the KOLAS accreditation mark and is not related to KS Q ISO/IEC 17025 and KOLAS accreditation.

General remarks for test reports

Statement concerning the uncertainty of the measurement systems used for the tests

(may be required by the product standard or client)

Internal procedure used for type testing through which traceability of the measuring uncertainty has been established:

Procedure number, issue date and title:

Calculations leading to the reported values are on file with the testing laboratory that conducted the testing.

Statement not required by the standard or client used for type testing

CONTENTS

| | | |
|------|--|-----|
| 1. | General information | 4 |
| 2. | Device information | 4 |
| 2.1. | Frequency/channel operations..... | 6 |
| 2.2. | RU allocations..... | 6 |
| 2.3. | Simultaneous Tx Condition | 6 |
| 2.4. | Duty Cycle Factor | 7 |
| 3. | Antenna requirement | 9 |
| 3.1 | Antenna information..... | 10 |
| 3.2 | Directional Gain Calculations..... | 10 |
| 4. | Summary of tests..... | 11 |
| 5. | Measurement uncertainty | 12 |
| 6. | Measurement results explanation example | 13 |
| 7. | Test results | 14 |
| 7.1. | Maximum peak output power..... | 14 |
| 7.2. | Peak Power Spectral Density | 25 |
| 7.3. | 6 dB Bandwidth(DTS Channel Bandwidth) & 99% Bandwidth..... | 58 |
| 7.4. | Spurious Emission, Band Edge and Restricted bands..... | 122 |
| 7.5. | Conducted Spurious Emission..... | 207 |
| 8. | Measurement equipment | 230 |

KCTL Inc.

65, Sinwon-ro, Yeongtong-gu,
Suwon-si, Gyeonggi-do, 16677, Korea
TEL: 82-31-285-0894 FAX: 82-505-299-8311
www.kctl.co.kr

Report No.:
KR21-SRF0162

Page (4) of (230)

KCTL

1. General information

Client : Samsung Electronics Co., Ltd.
Address : 129, Samsung-ro, Yeongtong-gu, Suwon-si, Gyeonggi-do, 16677,
Rep. of Korea
Manufacturer : Samsung Electronics Co., Ltd.
Address : 129, Samsung-ro, Yeongtong-gu, Suwon-si, Gyeonggi-do, 16677,
Rep. of Korea
Factory : Samsung Electronics Vietnam Thai Nguyen Co., Ltd
Address : Yen binh Industrial Park, Dong Tien Ward, Pho Yen Town Thai Nguyen
Province Vietnam
Laboratory : KCTL Inc.
Address : 65, Sinwon-ro, Yeongtong-gu, Suwon-si, Gyeonggi-do, 16677, Korea
Accreditations : FCC Site Designation No: KR0040, FCC Site Registration No: 687132
VCCI Registration No. : R-20080, G-20078, C-20059, T-20056
CAB Identifier: KR0040
ISED Number: 8035A
KOLAS No.: KT231

2. Device information

Equipment under test : Tablet PC
Model : SM-T733
Modulation technique : Bluetooth(BDR/EDR)_GFSK, $\pi/4$ DQPSK, 8DPSK
Bluetooth(BLE)_GFSK
WIFI(802.11a/b/g/n/ac/ax)_DSSS, OFDM, OFDMA
Number of channels : Bluetooth(BDR/EDR)_79 ch / Bluetooth(BLE)_40 ch
802.11b/g/n/ax_HT20/HE20 : 13 ch
UNII-1: 4 ch (20 MHz), 2 ch (40 MHz), 1 ch (80 MHz)
UNII-2A: 4 ch (20 MHz), 2 ch (40 MHz), 1 ch (80 MHz)
UNII-2C: 12 ch (20 MHz), 6 ch (40 MHz), 3 ch (80 MHz)
UNII-3: 5 ch (20 MHz), 2 ch (40 MHz), 1 ch (80 MHz)
Power source : DC 3.86 V
Antenna specification : WIFI/Bluetooth(BDR/EDR/BLE)_Metal Antenna
Antenna gain : WIFI/Bluetooth(BDR/EDR/BLE)_ANT 1: -1.71 dBi, ANT 2 : -3.31 dBi
UNII-1 ANT 1: -3.68 dBi, ANT 2: -4.57 dBi
UNII-2A ANT 1: -1.64 dBi, ANT 2: -4.02 dBi
UNII-2C ANT 1: -1.67 dBi, ANT 2: -5.55 dBi
UNII-3 ANT 1: -1.51 dBi, ANT 2: -5.17 dBi

Frequency range : Bluetooth(BDR/EDR/BLE)_2 402 MHz ~ 2 480 MHz
2 412 MHz ~ 2 472 MHz (802.11b/g/n/ax_HT20/HE20)
UNII-1: 5 180 MHz ~ 5 240 MHz (802.11a/n/ac/ax_HT20/VHT20/HE20)
UNII-1: 5 190 MHz ~ 5 230 MHz (802.11n/ac/ax_HT40/VHT40/HE40)
UNII-1: 5 210 MHz (802.11ac/ax_VHT80/HE80)
UNII-2A: 5 260 MHz ~ 5 320 MHz (802.11a/n/ac/ax_HT20/VHT20/HE20)
UNII-2A: 5 270 MHz ~ 5 310 MHz (802.11n/ac/ax_HT40/VHT40/HE40)
UNII-2A: 5 290 MHz (802.11ac/ax_VHT80/HE80)
UNII-2C: 5 500 MHz ~ 5 720 MHz (802.11a/n/ac/ax_HT20/VHT20/HE20)
UNII-2C: 5 510 MHz ~ 5 710 MHz (802.11n/ac/ax_HT40/VHT40/HE40)
UNII-2C: 5 530 MHz ~ 5 690 MHz (802.11ac/ax_VHT80/HE80)
UNII-3: 5 745 MHz ~ 5 825 MHz (802.11a/n/ac/ax_HT20/VHT20/HE20)
UNII-3: 5 755 MHz ~ 5 795 MHz (802.11n/ac/ax_HT40/VHT40/HE40)
UNII-3: 5 775 MHz (802.11ac/ax_VHT80/HE80)

Software version : T733.001
Hardware version : REV1.0
Test device serial No. : Conducted(55c51ad802257ece, 5432974d5b1c7ece,
5432974d411c7, 55c51ad801257ece)
Radiated(RL32R6001HLL, 5432974d581c7ece)

Operation temperature : 0 °C ~ 50 °C

2.1. Frequency/channel operations

This device contains the following capabilities:

WiFi (802.11a/b/g/n/ac/ax), Bluetooth (BDR/EDR/BLE)

| Ch. | Frequency (MHz) |
|-----|-----------------|
| 01 | 2 412 |
| .. | .. |
| 06 | 2 437 |
| .. | .. |
| 11 | 2 462 |
| 12 | 2 467 |
| 13 | 2 472 |

Table 2.1.1. 802.11ax HE 20 mode

2.2. RU allocations

| Mode | Tones number in RU | RU offset |
|------|---------------------------|-----------|
| HE20 | 26T | 0 |
| | | 4 |
| | | 8 |
| | 52T | 37 |
| | | 38 |
| | | 40 |
| | 106T | 53 |
| | | 54 |
| | 242T / SU ^{Note} | 61 / - |

Table 2.2.1. Test RU offset for tones

Notes.

Full RU (Resource Unit) mode and SU (Single Unit) mode have no difference in physical waveform. This report has been described only SU mode with worst average output power.

2.3. Simultaneous Tx Condition

For Simultaneous mode (Bluetooth, WLAN), please refer to
Test report #KR21-SRF0163_04072_Samsung Electronics_SM-T733_WiFi(P15.407)_ax.

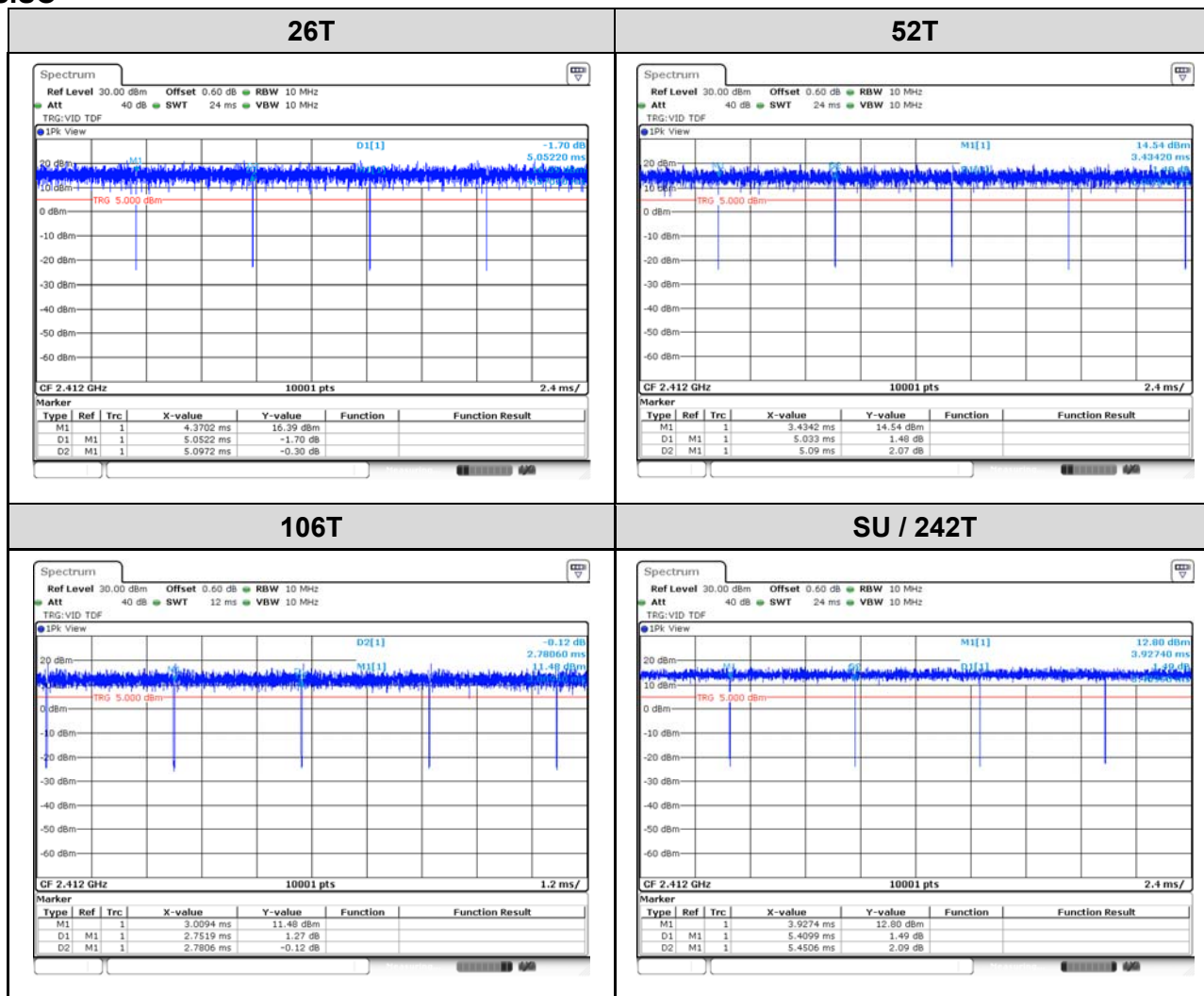
2.4. Duty Cycle Factor

| Test mode | Tone | Period (ms) | On time (ms) | Duty cycle | | Duty Cycle Factor (dB) |
|---------------------|-----------|-------------|--------------|------------|-------|------------------------|
| | | | | (Linear) | (%) | |
| 802.11ax HE 20 SISO | 26T | 5.097 2 | 5.052 2 | 0.991 2 | 99.12 | 0.04 |
| | 52T | 5.090 0 | 5.033 0 | 0.988 8 | 98.88 | 0.05 |
| | 106T | 2.780 6 | 2.751 9 | 0.989 7 | 98.97 | 0.05 |
| | SU / 242T | 5.450 6 | 5.409 9 | 0.992 5 | 99.25 | 0.03 |
| 802.11ax HE 20 MIMO | 26T | 2.624 0 | 2.580 2 | 0.983 3 | 98.33 | 0.07 |
| | 52T | 2.613 2 | 2.568 2 | 0.982 8 | 98.28 | 0.08 |
| | 106T | 1.454 0 | 1.431 3 | 0.984 4 | 98.44 | 0.07 |
| | SU / 242T | 5.461 4 | 5.399 1 | 0.988 6 | 98.86 | 0.05 |

Notes.

1. Duty cycle (Linear) = Ton time / Period
2. DCF(Duty cycle factor) = $10\log(1/\text{duty cycle})$
3. DCF is not compensated to Average result if duty cycle is more than 98%

SISO



KCTL Inc.

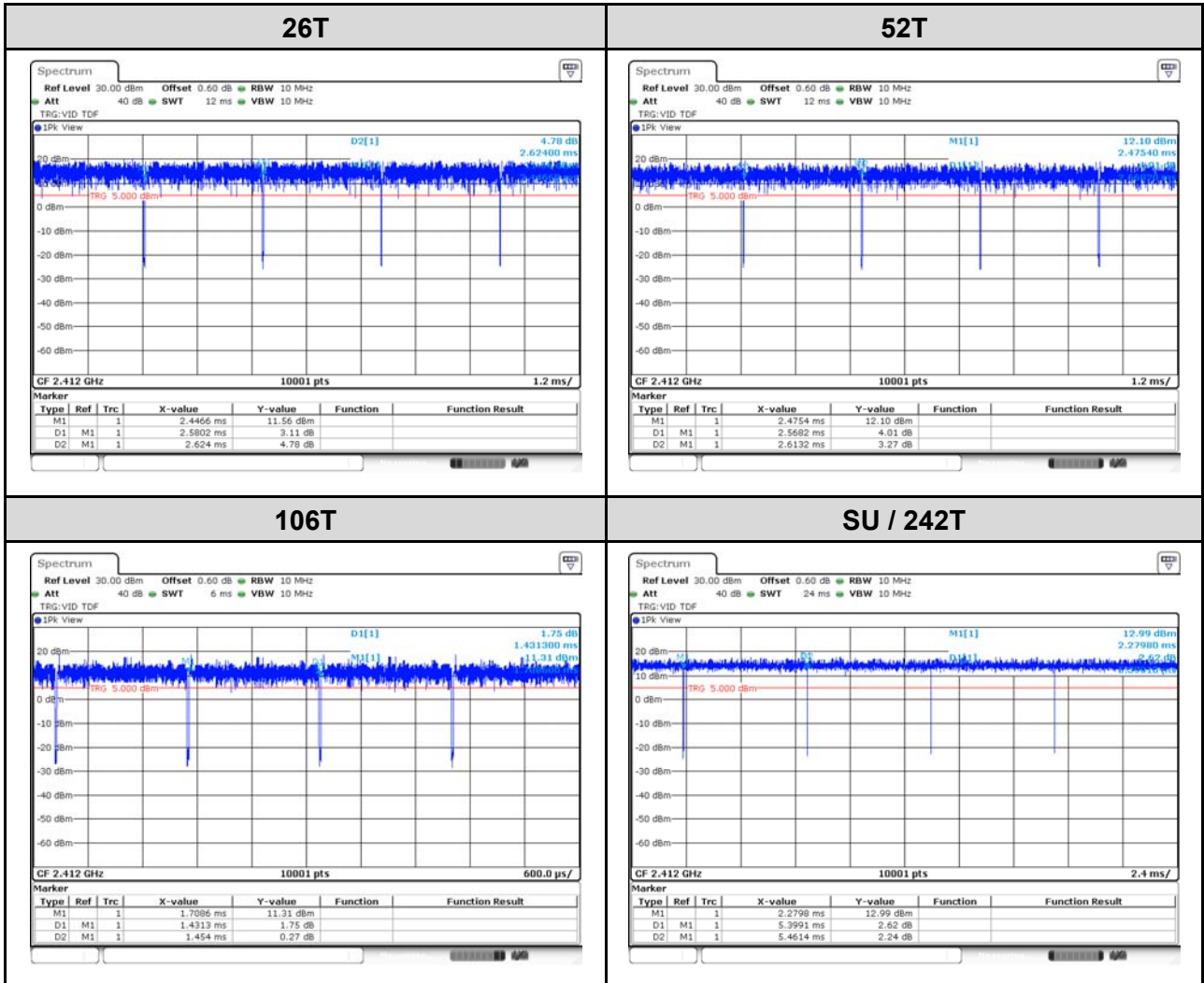
65, Sinwon-ro, Yeongtong-gu,
Suwon-si, Gyeonggi-do, 16677, Korea
TEL: 82-31-285-0894 FAX: 82-505-299-8311
www.kctl.co.kr

Report No.:
KR21-SRF0162

Page (8) of (230)



MIMO



3. Antenna requirement

Requirement of FCC part section 15.203:

An intentional radiator shall be designed to ensure that no antenna other than that furnished by the responsible party shall be used with the device. The use of a permanently attached antenna or of an antenna that uses a unique coupling to the intentional radiator shall be considered sufficient to comply with the provisions of this section.

Requirement of RSS-Gen Section 6.8:

The applicant for equipment certification shall provide a list of all antenna types that may be used with the transmitter, where applicable (i.e. for transmitters with detachable antenna), indicating the maximum permissible antenna gain (in dBi) and the required impedance for each antenna. The test report shall demonstrate the compliance of the transmitter with the limit for maximum equivalent isotropically radiated power (e.i.r.p.) specified in the applicable RSS, when the transmitter is equipped with any antenna type, selected from this list.

For expediting the testing, measurements may be performed using only the antenna with highest gain of each combination of transmitter and antenna type, with the transmitter output power set at the maximum level. However, the transmitter shall comply with the applicable requirements under all operational conditions and when in combination with any type of antenna from the list provided in the test report (and in the notice to be included in the user manual, provided below).

When measurements at the antenna port are used to determine the RF output power, the effective gain of the device's antenna shall be stated, based on a measurement or on data from the antenna's manufacturer.

The test report shall state the RF power, output power setting and spurious emission measurements with each antenna type that is used with the transmitter being tested.

Immediately following the above notice, the manufacturer shall provide a list of all antenna types which can be used with the transmitter, indicating the maximum permissible antenna gain (in dBi) and the required impedance for each antenna type.

- The transmitter has permanently attached Metal Antenna (Internal antenna) on board.
- The E.U.T Complies with the requirement of §15.203, §15.247.

3.1 Antenna information

| Mode | SISO | | CDD | MIMO |
|---------------|-------|-------|-----------|-----------|
| | ANT 1 | ANT 2 | ANT 1 + 2 | ANT 1 + 2 |
| 802.11ax HE20 | √ | √ | √ | √ |

√ = Support, × = Not support

3.2 Directional Gain Calculations

According to clause F), 2), d), (i) of KDB 662911 D01 Multiple Transmitter Output, Directional gain may be calculated by using the formulas as below.

3.2.1. Directional Antenna Gain

| ANT 1 Gain (dBi) | ANT 2 Gain (dBi) | Combined Gain (dBi) |
|---------------------|---------------------|------------------------|
| -1.71 | -3.31 | 0.54 |

Note.

Unequal antenna gains, with equal transmit powers. For antenna gains given by G_1, G_2, \dots, G_N dBi
 Directional gain = $10 \log[(10^{G_1/20} + 10^{G_2/20} + \dots + 10^{G_N/20})^2 / N_{ANT}]$ dBi

4. Summary of tests

| FCC Part section(s) | IC Rule Referene | Parameter | Test Condition | Test results |
|-------------------------|-----------------------|------------------------------|----------------|--------------|
| 15.247(b)(3) | RSS-247 (5.4)(d) | Maximum peak output power | Conducted | Pass |
| 15.247(e) | RSS-247 (5.2)(b) | Peak power spectral density | | Pass |
| 15.247(a)(2) | RSS-247 (5.2)(a) | 6 dB channel bandwidth | | Pass |
| - | RSS-Gen (6.7) | Occupied Bandwidth | | Pass |
| 15.207(a) | RSS-Gen (8.8) | AC Conducted Emissions | | Pass |
| 15.247(d) | RSS-247 (5.5) | Conducted Spurious Emissions | | Pass |
| 15.205(a), 15.209(a) | RSS-Gen (8.9), (8.10) | Spurious emission | Radiated | Pass |
| | | Band-edge, restricted band | | Pass |

Notes:

- All modes of operation and data rates were investigated. The test results shown in the following sections represent the worst case emissions.
- For AC Conducted emission, please refer to test report #KR21-SRF0165_04072_Samsung Electronics_SM-T733_WiFi(P15.247).
- According to exploratory test no any obvious emission were detected from 9 kHz to 30 MHz. Although these tests were performed other than open field site, adequate comparison measurements were confirmed against 30 m open field site. Therefore sufficient tests were made to demonstrate that the alternative site produces results that correlate with the ones of tests made in an open field based on KDB 414788.
- The fundamental of the EUT was investigated in three orthogonal orientations X, Y and Z. It was determined that **X** orientation was worst-case orientation. Therefore, all final radiated testing was performed with the EUT in **X** orientation.
- All the radiated tests have been performed several case.
(Stand alone, with accessories (S-pen, keyboard cover, TA etc.))
Worst case: stand alone
- The test procedure(s) in this report were performed in accordance as following.
 - ◆ ANSI C63.10-2013
 - ◆ KDB 558074 D01 V05r02
- The worst-case data rate were : MCS0

5. Measurement uncertainty

The measurement uncertainties shown below were calculated in accordance with the requirements of ANSI C63.10-2013.

All measurement uncertainty values are shown with a coverage factor of $k=2$ to indicated a 95 % level of confidence. The measurement data shown herein meets or exceeds the U_{CISPR} measurement uncertainty values specified in CISPR 16-4-2 and thus, can be compared directly to specified limits to determine compliance.

| Parameter | Expanded uncertainty (\pm) | |
|------------------------------|--------------------------------|--------|
| Conducted RF power | 0.9 dB | |
| Conducted spurious emissions | 1.6 dB | |
| Radiated spurious emissions | Below 30 MHz: | 2.3 dB |
| | 30 MHz ~ 1 000 MHz | 2.2 dB |
| | 1 000 MHz ~ 18 000 MHz | 5.6 dB |
| | Above 18 000 MHz | 5.7 dB |
| Conducted emissions | 9 kHz ~ 150 kHz | 3.7 dB |
| | 150 kHz ~ 30 MHz | 3.3 dB |

6. Measurement results explanation example

The offset level is set in the spectrum analyzer to compensate the RF cable loss factor between EUT conducted output port and spectrum analyzer.

With the offset compensation, the spectrum analyzer reading level is exactly the EUT RF output level.

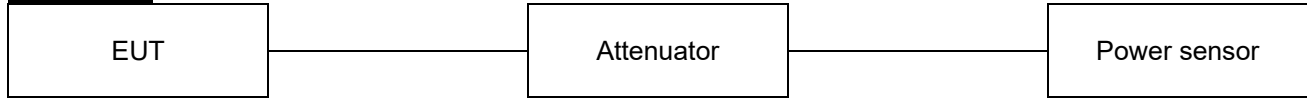
| Frequency (MHz) | Factor(dB) | Frequency (MHz) | Factor(dB) |
|-----------------|------------|-----------------|------------|
| 30 | 10.04 | 9 000 | 12.80 |
| 50 | 10.03 | 10 000 | 13.64 |
| 100 | 10.16 | 11 000 | 13.26 |
| 200 | 10.30 | 12 000 | 12.74 |
| 300 | 10.39 | 13 000 | 12.70 |
| 400 | 10.48 | 14 000 | 12.46 |
| 500 | 10.60 | 15 000 | 13.03 |
| 600 | 10.66 | 16 000 | 13.00 |
| 700 | 10.74 | 17 000 | 12.99 |
| 800 | 10.73 | 18 000 | 13.38 |
| 900 | 10.76 | 19 000 | 13.09 |
| 1 000 | 10.69 | 20 000 | 13.42 |
| 2 000 | 11.18 | 21 000 | 13.78 |
| 3 000 | 11.52 | 22 000 | 13.84 |
| 4 000 | 11.64 | 23 000 | 13.86 |
| 5 000 | 12.09 | 24 000 | 14.19 |
| 6 000 | 12.23 | 25 000 | 14.24 |
| 7 000 | 12.75 | 26 000 | 14.47 |
| 8 000 | 12.98 | 26 500 | 14.37 |

Note : Offset(dB) = RF cable loss(dB) + Attenuator(dB)

7. Test results

7.1. Maximum peak output power

Test setup



Limit

FCC

According to §15.247(b)(3), For systems using digital modulation in the 902-928 MHz, 2 400-2 483.5 MHz, and 5 725-5 850 MHz bands: 1 Watt. As an alternative to a peak power measurement, compliance with the one Watt limit can be based on a measurement of the maximum conducted output power. Maximum Conducted Output Power is defined as the total transmit power delivered to all antennas and antenna elements averaged across all symbols in the signaling alphabet when the transmitter is operating at its maximum power control level. Power must be summed across all antennas and antenna elements. The average must not include any time intervals during which the transmitter is off or is transmitting at a reduced power level. If multiple modes of operation are possible (e.g., alternative modulation methods), the maximum conducted output power is the highest total transmit power occurring in any mode.

According to §15.247(b)(4) The conducted output power limit specified in paragraph (b) of this section is based on the use of antennas with directional gains that do not exceed 6 dBi. Except as shown in paragraph (c) of this section, if transmitting antennas of directional gain greater than 6 dBi are used, the conducted output power from the intentional radiator shall be reduced below the stated values in paragraphs (b)(1), (b)(2), and (b)(3) of this section, as appropriate, by the amount in dB that the directional gain of the antenna exceeds 6 dBi.

IC

According to RSS-247 5.4(d), For DTSs employing digital modulation techniques operating in the bands 902-928 MHz and 2400-2483.5 MHz, the maximum peak conducted output power shall not exceed 1 W. The e.i.r.p. shall not exceed 4 W, except as provided in section 5.4(e).

Test procedure

ANSI C63.10 - Section 11.9

Used test method is section 11.9.1.3 and 11.9.2.3.1

Test settings

General

Section 15.247 permits the maximum conducted (average) output power to be measured as an alternative to the maximum peak conducted output power for demonstrating compliance to the limit. When this option is exercised, the measured power is to be referenced to the OBW rather than the DTS bandwidth (see ANSI C63.10 for measurement guidance).

When using a spectrum analyzer or EMI receiver to perform these measurements, it shall be capable of utilizing a number of measurement points in each sweep that is greater than or equal to twice the span/RBW to set a bin-to-bin spacing of \leq RBW/2 so that narrowband signals are not lost between frequency bins.

If possible, configure or modify the operation of the EUT so that it transmits continuously at its maximum power control level. The intent is to test at 100 % duty cycle; however a small reduction in duty cycle (to no lower than 98 %) is permitted, if required by the EUT for amplitude control purposes. Manufacturers are expected to provide software to the test lab to permit such continuous operation.

If continuous transmission (or at least 98 % duty cycle) cannot be achieved due to hardware limitations (e.g., overheating), the EUT shall be operated at its maximum power control level, with the transmit duration as long as possible, and the duty cycle as high as possible during which sweep triggering/signal gating techniques may be used to perform the measurement over the transmission duration.

11.9.1. Maximum peak conducted output power

One of the following procedures may be used to determine the maximum peak conducted output power of a DTS EUT.

11.9.1.1. RBW \geq DTS bandwidth

The following procedure shall be used when an instrument with a resolution bandwidth that is greater than the DTS bandwidth is available to perform the measurement:

- a) Set the RBW \geq DTS bandwidth.
- b) Set VBW \geq [3 \times RBW].
- c) Set span \geq [3 \times RBW].
- d) Sweep time = auto couple.
- e) Detector = peak.
- f) Trace mode = max hold.
- g) Allow trace to fully stabilize.
- h) Use peak marker function to determine the peak amplitude level.

11.9.1.3. PKPM1 Peak power meter method

The maximum peak conducted output power may be measured using a broadband peak RF power meter. The power meter shall have a video bandwidth that is greater than or equal to the DTS bandwidth and shall use a fast-responding diode detector.

11.9.2.3.1. Measurement using a power meter (PM)

Method AVGPM is a measurement using an RF average power meter, as follows:

- a) As an alternative to spectrum analyzer or EMI receiver measurements, measurements may be performed using a wideband RF power meter with a thermocouple detector or equivalent if all of the conditions listed below are satisfied:
 - 1) The EUT is configured to transmit continuously, or to transmit with a constant duty cycle.
 - 2) At all times when the EUT is transmitting, it shall be transmitting at its maximum power control level.
 - 3) The integration period of the power meter exceeds the repetition period of the transmitted signal by at least a factor of five.
- b) If the transmitter does not transmit continuously, measure the duty cycle, D, of the transmitter output signal as described in 11.6.
- c) Measure the average power of the transmitter. This measurement is an average over both the ON and OFF periods of the transmitter.
- d) Adjust the measurement in dBm by adding $[10 \log(1/D)]$, where D is the duty cycle

Notes:

A peak responding power sensor is used, where the power sensor system video bandwidth is greater than the occupied bandwidth of the EUT.

Test results**SISO****Conducted Output Power**

| Frequency (MHz) | Tone | RU offset | Measured output power | | | | | | Limit (dBm) | |
|--------------------|------|--------------|-----------------------|-------|---------|-------|-------------|--------------|----------------|-------|
| | | | Reading (dBm) | | | | DCF (dB) | Result (dBm) | | |
| | | | Peak | | Average | | | Average | | |
| | | | ANT 1 | ANT 2 | ANT 1 | ANT 2 | | ANT 1 | | ANT 2 |
| 2 412 | 26T | 0 | 22.37 | 22.15 | 10.69 | 10.46 | - | 10.69 | 10.46 | 30.00 |
| | | 4 | 22.33 | 22.07 | 10.69 | 10.56 | - | 10.69 | 10.56 | |
| | | 8 | 22.47 | 22.06 | 11.84 | 11.32 | - | 11.84 | 11.32 | |
| | 52T | 37 | 22.54 | 22.10 | 10.52 | 10.37 | - | 10.52 | 10.37 | |
| | | 38 | 22.43 | 22.18 | 10.51 | 10.47 | - | 10.51 | 10.47 | |
| | | 40 | 22.52 | 22.17 | 11.60 | 11.16 | - | 11.60 | 11.16 | |
| | 106T | 53 | 20.52 | 21.89 | 11.03 | 10.52 | - | 11.03 | 10.52 | |
| | | 54 | 20.47 | 21.96 | 10.70 | 11.08 | - | 10.70 | 11.08 | |
| | 242T | 61 | 20.51 | 20.07 | 10.62 | 11.25 | - | 10.62 | 11.25 | |
| | SU | - | 18.86 | 18.31 | 10.84 | 11.48 | - | 10.84 | 11.48 | |
| 2 437 | 26T | 0 | 22.20 | 21.82 | 10.79 | 11.23 | - | 10.79 | 11.23 | 30.00 |
| | | 4 | 22.24 | 21.97 | 11.10 | 10.71 | - | 11.10 | 10.71 | |
| | | 8 | 22.36 | 21.97 | 11.46 | 10.97 | - | 11.46 | 10.97 | |
| | 52T | 37 | 22.15 | 22.00 | 10.78 | 11.13 | - | 10.78 | 11.13 | |
| | | 38 | 22.07 | 22.18 | 10.95 | 10.88 | - | 10.95 | 10.88 | |
| | | 40 | 22.07 | 21.88 | 11.36 | 10.83 | - | 11.36 | 10.83 | |
| | 106T | 53 | 20.86 | 21.80 | 11.32 | 11.09 | - | 11.32 | 11.09 | |
| | | 54 | 20.54 | 21.58 | 11.13 | 10.86 | - | 11.13 | 10.86 | |
| | 242T | 61 | 20.76 | 21.73 | 10.71 | 10.96 | - | 10.71 | 10.96 | |
| | SU | - | 18.89 | 18.15 | 10.84 | 11.06 | - | 10.84 | 11.06 | |
| 2 462 | 26T | 0 | 21.39 | 21.60 | 11.41 | 10.68 | - | 11.41 | 10.68 | 30.00 |
| | | 4 | 21.74 | 21.73 | 10.56 | 10.28 | - | 10.56 | 10.28 | |
| | | 8 | 22.79 | 22.82 | 10.59 | 11.88 | - | 10.59 | 11.88 | |
| | 52T | 37 | 21.91 | 21.69 | 11.09 | 10.54 | - | 11.09 | 10.54 | |
| | | 38 | 21.63 | 21.56 | 11.26 | 10.27 | - | 11.26 | 10.27 | |
| | | 40 | 22.70 | 22.78 | 10.51 | 11.74 | - | 10.51 | 11.74 | |
| | 106T | 53 | 21.07 | 20.73 | 11.11 | 10.87 | - | 11.11 | 10.87 | |
| | | 54 | 20.19 | 19.82 | 10.72 | 10.10 | - | 10.72 | 10.10 | |
| | 242T | 61 | 20.23 | 20.25 | 10.67 | 11.03 | - | 10.67 | 11.03 | |
| | SU | - | 18.88 | 18.28 | 10.78 | 11.19 | - | 10.78 | 11.19 | |

KCTL Inc.

65, Sinwon-ro, Yeongtong-gu,
Suwon-si, Gyeonggi-do, 16677, Korea
TEL: 82-31-285-0894 FAX: 82-505-299-8311
www.kctl.co.kr

Report No.:
KR21-SRF0162

Page (18) of (230)



| Frequency (MHz) | Tone | RU offset | Measured output power | | | | | | | Limit (dBm) |
|--------------------|------|--------------|-----------------------|-------|---------|-------|-------------|--------------|-------|----------------|
| | | | Reading (dBm) | | | | DCF (dB) | Result (dBm) | | |
| | | | Peak | | Average | | | Average | | |
| | | | ANT 1 | ANT 2 | ANT 1 | ANT 2 | | ANT 1 | ANT 2 | |
| 2 467 | 26T | 0 | 13.98 | 15.31 | 3.89 | 3.95 | - | 3.89 | 3.95 | 30.00 |
| | | 4 | 15.31 | 15.28 | 3.88 | 3.67 | - | 3.88 | 3.67 | |
| | | 8 | 15.18 | 15.35 | 3.63 | 4.11 | - | 3.63 | 4.11 | |
| | 52T | 37 | 14.34 | 15.27 | 3.58 | 3.80 | - | 3.58 | 3.80 | |
| | | 38 | 15.40 | 15.26 | 4.23 | 3.65 | - | 4.23 | 3.65 | |
| | | 40 | 15.37 | 15.30 | 3.59 | 3.99 | - | 3.59 | 3.99 | |
| | 106T | 53 | 14.91 | 14.43 | 4.41 | 4.20 | - | 4.41 | 4.20 | |
| | | 54 | 14.92 | 14.48 | 3.39 | 3.41 | - | 3.39 | 3.41 | |
| | 242T | 61 | 15.01 | 14.50 | 3.85 | 3.81 | - | 3.85 | 3.81 | |
| SU | - | 11.99 | 12.06 | 3.88 | 4.05 | - | 3.88 | 4.05 | | |
| 2 472 | 26T | 0 | 5.65 | 5.85 | -4.45 | -4.38 | - | -4.45 | -4.38 | |
| | | 4 | 6.31 | 5.84 | -4.70 | -5.19 | - | -4.70 | -5.19 | |
| | | 8 | 6.41 | 6.02 | -4.66 | -5.43 | - | -4.66 | -5.43 | |
| | 52T | 37 | 7.95 | 7.98 | -2.48 | -2.54 | - | -2.48 | -2.54 | |
| | | 38 | 8.44 | 7.84 | -2.24 | -2.90 | - | -2.24 | -2.90 | |
| | | 40 | 8.56 | 8.06 | -2.64 | -3.37 | - | -2.64 | -3.37 | |
| | 106T | 53 | 9.69 | 10.58 | -0.62 | -0.44 | - | -0.62 | -0.44 | |
| | | 54 | 10.27 | 10.85 | -0.72 | -0.53 | - | -0.72 | -0.53 | |
| | 242T | 61 | 12.37 | 11.64 | 1.54 | 0.75 | - | 1.54 | 0.75 | |
| SU | - | 9.67 | 9.03 | 1.63 | 0.87 | - | 1.63 | 0.87 | | |

Notes:

1. Average result(dB m) = Average Reading (dB m) + DCF(dB)

KCTL Inc.

65, Sinwon-ro, Yeongtong-gu,
Suwon-si, Gyeonggi-do, 16677, Korea
TEL: 82-31-285-0894 FAX: 82-505-299-8311
www.kctl.co.kr

Report No.:
KR21-SRF0162

Page (19) of (230)

**e.i.r.p.**

| Frequency (MHz) | Tone | RU offset | Measured output power | | | | | | | | Max e.i.r.p Limit (dBm) |
|--------------------|------|--------------|------------------------------|-------|---------|-------|-------------------|-------|----------------------|------|-------------------------------|
| | | | Conducted Output Power (dBm) | | | | ANT Gain (dBi) | | Max.e.i.r.p (dBm) | | |
| | | | Peak | | Average | | | | Average | | |
| | | | ANT1 | ANT2 | ANT1 | ANT2 | ANT1 | ANT2 | | | |
| 2 412 | 26T | 0 | 22.37 | 22.15 | 10.69 | 10.46 | -1.71 | -3.31 | 8.98 | 7.15 | 36.02 |
| | | 4 | 22.33 | 22.07 | 10.69 | 10.56 | | | 8.98 | 7.25 | |
| | | 8 | 22.47 | 22.06 | 11.84 | 11.32 | | | 10.13 | 8.01 | |
| | 52T | 37 | 22.54 | 22.10 | 10.52 | 10.37 | | | 8.81 | 7.06 | |
| | | 38 | 22.43 | 22.18 | 10.51 | 10.47 | | | 8.80 | 7.16 | |
| | | 40 | 22.52 | 22.17 | 11.60 | 11.16 | | | 9.89 | 7.85 | |
| | 106T | 53 | 20.52 | 21.89 | 11.03 | 10.52 | | | 9.32 | 7.21 | |
| | | 54 | 20.47 | 21.96 | 10.70 | 11.08 | | | 8.99 | 7.77 | |
| | 242T | 61 | 20.51 | 20.07 | 10.62 | 11.25 | | | 8.91 | 7.94 | |
| | SU | - | 18.86 | 18.31 | 10.84 | 11.48 | | | 9.13 | 8.17 | |
| 2 437 | 26T | 0 | 22.20 | 21.82 | 10.79 | 11.23 | 9.08 | 7.92 | | | |
| | | 4 | 22.24 | 21.97 | 11.10 | 10.71 | 9.39 | 7.40 | | | |
| | | 8 | 22.36 | 21.97 | 11.46 | 10.97 | 9.75 | 7.66 | | | |
| | 52T | 37 | 22.15 | 22.00 | 10.78 | 11.13 | 9.07 | 7.82 | | | |
| | | 38 | 22.07 | 22.18 | 10.95 | 10.88 | 9.24 | 7.57 | | | |
| | | 40 | 22.07 | 21.88 | 11.36 | 10.83 | 9.65 | 7.52 | | | |
| | 106T | 53 | 20.86 | 21.80 | 11.32 | 11.09 | 9.61 | 7.78 | | | |
| | | 54 | 20.54 | 21.58 | 11.13 | 10.86 | 9.42 | 7.55 | | | |
| | 242T | 61 | 20.76 | 21.73 | 10.71 | 10.96 | 9.00 | 7.65 | | | |
| | SU | - | 18.89 | 18.15 | 10.84 | 11.06 | 9.13 | 7.75 | | | |
| 2 462 | 26T | 0 | 21.39 | 21.60 | 11.41 | 10.68 | 9.70 | 7.37 | | | |
| | | 4 | 21.74 | 21.73 | 10.56 | 10.28 | 8.85 | 6.97 | | | |
| | | 8 | 22.79 | 22.82 | 10.59 | 11.88 | 8.88 | 8.57 | | | |
| | 52T | 37 | 21.91 | 21.69 | 11.09 | 10.54 | 9.38 | 7.23 | | | |
| | | 38 | 21.63 | 21.56 | 11.26 | 10.27 | 9.55 | 6.96 | | | |
| | | 40 | 22.70 | 22.78 | 10.51 | 11.74 | 8.80 | 8.43 | | | |
| | 106T | 53 | 21.07 | 20.73 | 11.11 | 10.87 | 9.40 | 7.56 | | | |
| | | 54 | 20.19 | 19.82 | 10.72 | 10.10 | 9.01 | 6.79 | | | |
| | 242T | 61 | 20.23 | 20.25 | 10.67 | 11.03 | 8.96 | 7.72 | | | |
| | SU | - | 18.88 | 18.28 | 10.78 | 11.19 | 9.07 | 7.88 | | | |

KCTL Inc.

65, Sinwon-ro, Yeongtong-gu,
Suwon-si, Gyeonggi-do, 16677, Korea
TEL: 82-31-285-0894 FAX: 82-505-299-8311
www.kctl.co.kr

Report No.:
KR21-SRF0162

Page (20) of (230)



| Frequency (MHz) | Tone | RU offset | Measured output power | | | | | | | | Max e.i.r.p Limit (dBm) |
|--------------------|------|--------------|------------------------------|-------|---------|-------|-------------------|-------|----------------------|-------|-------------------------------|
| | | | Conducted Output Power (dBm) | | | | ANT Gain (dBi) | | Max.e.i.r.p (dBm) | | |
| | | | Peak | | Average | | | | Average | | |
| | | | ANT1 | ANT2 | ANT1 | ANT2 | ANT1 | ANT2 | ANT1 | ANT2 | |
| 2 467 | 26T | 0 | 13.98 | 15.31 | 3.89 | 3.95 | -1.71 | -3.31 | 2.18 | 0.64 | 36.02 |
| | | 4 | 15.31 | 15.28 | 3.88 | 3.67 | | | 2.17 | 0.36 | |
| | | 8 | 15.18 | 15.35 | 3.63 | 4.11 | | | 1.92 | 0.80 | |
| | 52T | 37 | 14.34 | 15.27 | 3.58 | 3.80 | | | 1.87 | 0.49 | |
| | | 38 | 15.40 | 15.26 | 4.23 | 3.65 | | | 2.52 | 0.34 | |
| | | 40 | 15.37 | 15.30 | 3.59 | 3.99 | | | 1.88 | 0.68 | |
| | 106T | 53 | 14.91 | 14.43 | 4.41 | 4.20 | | | 2.70 | 0.89 | |
| | | 54 | 14.92 | 14.48 | 3.39 | 3.41 | | | 1.68 | 0.10 | |
| | 242T | 61 | 15.01 | 14.50 | 3.85 | 3.81 | | | 2.14 | 0.50 | |
| | SU | - | 11.99 | 12.06 | 3.88 | 4.05 | | | 2.17 | 0.74 | |
| 2 472 | 26T | 0 | 5.65 | 5.85 | -4.45 | -4.38 | -1.71 | -3.31 | -6.16 | -7.69 | 36.02 |
| | | 4 | 6.31 | 5.84 | -4.70 | -5.19 | | | -6.41 | -8.50 | |
| | | 8 | 6.41 | 6.02 | -4.66 | -5.43 | | | -6.37 | -8.74 | |
| | 52T | 37 | 7.95 | 7.98 | -2.48 | -2.54 | | | -4.19 | -5.85 | |
| | | 38 | 8.44 | 7.84 | -2.24 | -2.90 | | | -3.95 | -6.21 | |
| | | 40 | 8.56 | 8.06 | -2.64 | -3.37 | | | -4.35 | -6.68 | |
| | 106T | 53 | 9.69 | 10.58 | -0.62 | -0.44 | | | -2.33 | -3.75 | |
| | | 54 | 10.27 | 10.85 | -0.72 | -0.53 | | | -2.43 | -3.84 | |
| | 242T | 61 | 12.37 | 11.64 | 1.54 | 0.75 | | | -0.17 | -2.56 | |
| | SU | - | 9.67 | 9.03 | 1.63 | 0.87 | | | -0.08 | -2.44 | |

Notes:

1. e.i.r.p. Calculation: e.i.r.p. (dB m) = Conducted output power (dB m) + Antenna gain (dB i)

KCTL Inc.

65, Sinwon-ro, Yeongtong-gu,
Suwon-si, Gyeonggi-do, 16677, Korea
TEL: 82-31-285-0894 FAX: 82-505-299-8311
www.kctl.co.kr

Report No.:
KR21-SRF0162

Page (21) of (230)

**MIMO****Conducted Output Power**

| Frequency (MHz) | Tone | RU offset | Measured output power | | | | | | Limit (dBm) | |
|--------------------|------|--------------|-----------------------|-------|---------|-------|-------------|--------------|----------------|---------|
| | | | Reading (dBm) | | | | DCF (dB) | Result (dBm) | | |
| | | | Peak | | Average | | | Peak | | Average |
| | | | ANT 1 | ANT 2 | ANT 1 | ANT 2 | | | | |
| 2 412 | 26T | 0 | 20.37 | 21.71 | 10.53 | 10.75 | - | 24.10 | 13.65 | 30.00 |
| | | 4 | 22.79 | 20.24 | 10.83 | 10.52 | - | 24.71 | 13.69 | |
| | | 8 | 22.64 | 20.24 | 11.91 | 10.80 | - | 24.61 | 14.40 | |
| | 52T | 37 | 20.35 | 21.63 | 10.37 | 10.81 | - | 24.05 | 13.61 | |
| | | 38 | 22.63 | 20.26 | 10.60 | 10.62 | - | 24.62 | 13.62 | |
| | | 40 | 22.72 | 20.24 | 11.69 | 10.75 | - | 24.66 | 14.26 | |
| | 106T | 53 | 20.31 | 19.70 | 10.39 | 10.63 | - | 23.03 | 13.52 | |
| | | 54 | 22.35 | 20.28 | 11.51 | 10.71 | - | 24.45 | 14.14 | |
| | 242T | 61 | 21.09 | 20.12 | 10.67 | 11.21 | - | 23.64 | 13.96 | |
| SU | - | 18.98 | 19.50 | 10.81 | 11.41 | - | 22.26 | 14.13 | | |
| 2 437 | 26T | 0 | 22.53 | 20.30 | 10.83 | 11.15 | - | 24.57 | 14.00 | |
| | | 4 | 21.12 | 20.26 | 10.85 | 10.53 | - | 23.72 | 13.70 | |
| | | 8 | 22.52 | 20.28 | 11.24 | 10.89 | - | 24.55 | 14.08 | |
| | 52T | 37 | 22.49 | 20.23 | 10.78 | 10.94 | - | 24.52 | 13.87 | |
| | | 38 | 21.12 | 20.31 | 10.96 | 10.73 | - | 23.74 | 13.86 | |
| | | 40 | 21.03 | 20.32 | 11.05 | 10.81 | - | 23.70 | 13.94 | |
| | 106T | 53 | 21.09 | 20.28 | 11.23 | 10.93 | - | 23.71 | 14.09 | |
| | | 54 | 21.08 | 20.33 | 11.08 | 10.79 | - | 23.73 | 13.95 | |
| | 242T | 61 | 20.61 | 20.14 | 10.65 | 10.91 | - | 23.39 | 13.79 | |
| SU | - | 18.18 | 19.08 | 10.76 | 11.04 | - | 21.66 | 13.91 | | |
| 2 462 | 26T | 0 | 21.15 | 20.80 | 11.55 | 9.79 | - | 23.99 | 13.77 | |
| | | 4 | 21.63 | 21.67 | 10.60 | 10.30 | - | 24.66 | 13.46 | |
| | | 8 | 23.04 | 22.68 | 10.74 | 11.85 | - | 25.87 | 14.34 | |
| | 52T | 37 | 21.49 | 20.91 | 11.22 | 9.60 | - | 24.22 | 13.50 | |
| | | 38 | 21.86 | 21.79 | 11.23 | 10.27 | - | 24.84 | 13.79 | |
| | | 40 | 22.95 | 22.78 | 10.80 | 11.77 | - | 25.88 | 14.32 | |
| | 106T | 53 | 21.58 | 19.42 | 11.84 | 10.78 | - | 23.64 | 14.35 | |
| | | 54 | 21.55 | 21.43 | 10.26 | 10.53 | - | 24.50 | 13.41 | |
| | 242T | 61 | 20.14 | 20.19 | 10.56 | 11.01 | - | 23.18 | 13.80 | |
| SU | - | 18.82 | 19.06 | 10.71 | 11.12 | - | 21.95 | 13.93 | | |

KCTL Inc.

65, Sinwon-ro, Yeongtong-gu,
Suwon-si, Gyeonggi-do, 16677, Korea
TEL: 82-31-285-0894 FAX: 82-505-299-8311
www.kctl.co.kr

Report No.:
KR21-SRF0162

Page (22) of (230)



| Frequency (MHz) | Tone | RU offset | Measured output power | | | | | | | Limit (dBm) |
|-----------------|------|-----------|-----------------------|-------|---------|-------|----------|--------------|---------|-------------|
| | | | Reading (dBm) | | | | DCF (dB) | Result (dBm) | | |
| | | | Peak | | Average | | | Peak | Average | |
| | | | ANT 1 | ANT 2 | ANT 1 | ANT 2 | | | | |
| 2 467 | 26T | 0 | 13.92 | 14.12 | 3.78 | 2.80 | - | 17.03 | 6.33 | 30.00 |
| | | 4 | 15.31 | 15.38 | 3.73 | 3.66 | - | 18.36 | 6.71 | |
| | | 8 | 15.24 | 15.41 | 3.62 | 4.05 | - | 18.34 | 6.85 | |
| | 52T | 37 | 15.27 | 15.33 | 4.83 | 3.82 | - | 18.31 | 7.36 | |
| | | 38 | 15.32 | 15.35 | 4.12 | 3.67 | - | 18.35 | 6.91 | |
| | | 40 | 15.39 | 15.45 | 3.54 | 3.99 | - | 18.43 | 6.78 | |
| | 106T | 53 | 14.71 | 14.49 | 4.33 | 3.03 | - | 17.61 | 6.74 | |
| | | 54 | 14.65 | 14.42 | 4.11 | 3.42 | - | 17.55 | 6.79 | |
| | 242T | 61 | 14.63 | 14.47 | 4.58 | 3.80 | - | 17.56 | 7.22 | |
| SU | - | 12.82 | 11.96 | 4.84 | 4.07 | - | 15.42 | 7.48 | | |
| 2 472 | 26T | 0 | 5.26 | 5.41 | -4.92 | -4.84 | - | 8.35 | -1.87 | |
| | | 4 | 5.80 | 5.81 | -5.34 | -5.24 | - | 8.82 | -2.28 | |
| | | 8 | 5.75 | 6.00 | -5.56 | -5.63 | - | 8.89 | -2.58 | |
| | 52T | 37 | 7.42 | 7.41 | -2.89 | -2.96 | - | 10.43 | 0.09 | |
| | | 38 | 8.16 | 8.04 | -2.61 | -2.71 | - | 11.11 | 0.35 | |
| | | 40 | 8.00 | 8.18 | -3.22 | -3.31 | - | 11.10 | -0.25 | |
| | 106T | 53 | 9.19 | 9.35 | -1.13 | -1.14 | - | 12.28 | 1.88 | |
| | | 54 | 9.28 | 9.27 | -1.78 | -1.88 | - | 12.29 | 1.18 | |
| | 242T | 61 | 12.30 | 11.86 | 1.42 | 0.68 | - | 15.10 | 4.08 | |
| SU | - | 9.47 | 9.00 | 1.56 | 0.89 | - | 12.25 | 4.25 | | |

Notes:

1. Peak result(dB m) = $10\log(10^{(ANT1/10)}+10^{(ANT2/10)})$ (dB m)
2. Average result(dB m) = $10\log(10^{(ANT1/10)}+10^{(ANT2/10)})$ (dB m) + DCF(dB)

KCTL Inc.

65, Sinwon-ro, Yeongtong-gu,
Suwon-si, Gyeonggi-do, 16677, Korea
TEL: 82-31-285-0894 FAX: 82-505-299-8311
www.kctl.co.kr

Report No.:
KR21-SRF0162

Page (23) of (230)

**e.i.r.p.**

| Frequency (MHz) | Tone | RU offset | Measured output power | | | | | Limit (dBm) |
|--------------------|------|--------------|---------------------------------|---------|----------------------|-------------------|---------|----------------|
| | | | Conducted output Power (dBm) | | ANT Gain (dBi) | Max.e.i.r.p (dBm) | | |
| | | | Peak | Average | | Peak | Average | |
| 2 412 | 26T | 0 | 24.10 | 13.65 | 0.54 | 24.64 | 14.19 | 36.02 |
| | | 4 | 24.71 | 13.69 | | 25.25 | 14.23 | |
| | | 8 | 24.61 | 14.40 | | 25.15 | 14.94 | |
| | 52T | 37 | 24.05 | 13.61 | | 24.59 | 14.15 | |
| | | 38 | 24.62 | 13.62 | | 25.16 | 14.16 | |
| | | 40 | 24.66 | 14.26 | | 25.20 | 14.80 | |
| | 106T | 53 | 23.03 | 13.52 | | 23.57 | 14.06 | |
| | | 54 | 24.45 | 14.14 | | 24.99 | 14.68 | |
| | 242T | 61 | 23.64 | 13.96 | | 24.18 | 14.50 | |
| | SU | - | 22.26 | 14.13 | | 22.80 | 14.67 | |
| 2 437 | 26T | 0 | 24.57 | 14.00 | 25.11 | 14.54 | | |
| | | 4 | 23.72 | 13.70 | 24.26 | 14.24 | | |
| | | 8 | 24.55 | 14.08 | 25.09 | 14.62 | | |
| | 52T | 37 | 24.52 | 13.87 | 25.06 | 14.41 | | |
| | | 38 | 23.74 | 13.86 | 24.28 | 14.40 | | |
| | | 40 | 23.70 | 13.94 | 24.24 | 14.48 | | |
| | 106T | 53 | 23.71 | 14.09 | 24.25 | 14.63 | | |
| | | 54 | 23.73 | 13.95 | 24.27 | 14.49 | | |
| | 242T | 61 | 23.39 | 13.79 | 23.93 | 14.33 | | |
| | SU | - | 21.66 | 13.91 | 22.20 | 14.45 | | |
| 2 462 | 26T | 0 | 23.99 | 13.77 | 24.53 | 14.31 | | |
| | | 4 | 24.66 | 13.46 | 25.20 | 14.00 | | |
| | | 8 | 25.87 | 14.34 | 26.41 | 14.88 | | |
| | 52T | 37 | 24.22 | 13.50 | 24.76 | 14.04 | | |
| | | 38 | 24.84 | 13.79 | 25.38 | 14.33 | | |
| | | 40 | 25.88 | 14.32 | 26.42 | 14.86 | | |
| | 106T | 53 | 23.64 | 14.35 | 24.18 | 14.89 | | |
| | | 54 | 24.50 | 13.41 | 25.04 | 13.95 | | |
| | 242T | 61 | 23.18 | 13.80 | 23.72 | 14.34 | | |
| | SU | - | 21.95 | 13.93 | 22.49 | 14.47 | | |

KCTL Inc.

65, Sinwon-ro, Yeongtong-gu,
Suwon-si, Gyeonggi-do, 16677, Korea
TEL: 82-31-285-0894 FAX: 82-505-299-8311
www.kctl.co.kr

Report No.:
KR21-SRF0162

Page (24) of (230)



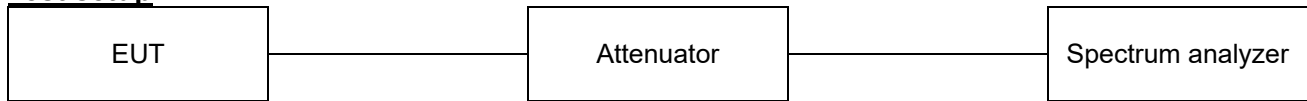
| Frequency (MHz) | Tone | RU offset | Measured output power | | | | | Limit (dBm) |
|--------------------|------|--------------|---------------------------------|---------|----------------------|-------------------|---------|----------------|
| | | | Conducted output Power (dBm) | | ANT Gain (dBi) | Max.e.i.r.p (dBm) | | |
| | | | Peak | Average | | Peak | Average | |
| 2 467 | 26T | 0 | 17.03 | 6.33 | 0.54 | 17.57 | 6.87 | 36.02 |
| | | 4 | 18.36 | 6.71 | | 18.90 | 7.25 | |
| | | 8 | 18.34 | 6.85 | | 18.88 | 7.39 | |
| | 52T | 37 | 18.31 | 7.36 | | 18.85 | 7.90 | |
| | | 38 | 18.35 | 6.91 | | 18.89 | 7.45 | |
| | | 40 | 18.43 | 6.78 | | 18.97 | 7.32 | |
| | 106T | 53 | 17.61 | 6.74 | | 18.15 | 7.28 | |
| | | 54 | 17.55 | 6.79 | | 18.09 | 7.33 | |
| | 242T | 61 | 17.56 | 7.22 | | 18.10 | 7.76 | |
| | SU | - | 15.42 | 7.48 | | 15.96 | 8.02 | |
| 2 472 | 26T | 0 | 8.35 | -1.87 | 8.89 | -1.33 | | |
| | | 4 | 8.82 | -2.28 | 9.36 | -1.74 | | |
| | | 8 | 8.89 | -2.58 | 9.43 | -2.04 | | |
| | 52T | 37 | 10.43 | 0.09 | 10.97 | 0.63 | | |
| | | 38 | 11.11 | 0.35 | 11.65 | 0.89 | | |
| | | 40 | 11.10 | -0.25 | 11.64 | 0.29 | | |
| | 106T | 53 | 12.28 | 1.88 | 12.82 | 2.42 | | |
| | | 54 | 12.29 | 1.18 | 12.83 | 1.72 | | |
| | 242T | 61 | 15.10 | 4.08 | 15.64 | 4.62 | | |
| | SU | - | 12.25 | 4.25 | 12.79 | 4.79 | | |

Notes:

1. e.i.r.p. Calculation: e.i.r.p. (dB m) = Conducted output power (dB m) + Antenna gain (dB i)

7.2. Peak Power Spectral Density

Test setup



Limit

According to §15.247(e) and RSS-247(5.2), for digitally modulated systems, the power spectral density conducted from the intentional radiator to the antenna shall not be greater than 8 dBm in any 3 kHz band during any time interval of continuous transmission. This power spectral density shall be determined in accordance with the provisions of paragraph (b) of this section. The same method of determining the conducted output power shall be used to determine the power spectral density.

Test procedure

ANSI C63.10 - Section 11.10.2

Test settings

Method PKPSD (peak PSD)

The following procedure shall be used if maximum peak conducted output power was used to determine compliance, and it is optional if the maximum conducted (average) output power was used to determine compliance:

- 1) Set analyzer center frequency to DTS channel center frequency.
- 2) Set the span to 1.5 times the DTS bandwidth.
- 3) Set the RBW to: $3 \text{ kHz} \leq \text{RBW} \leq 100 \text{ kHz}$.
- 4) Set the VBW $\geq 3 \times \text{RBW}$.
- 5) Detector = peak.
- 6) Sweep time = auto couple.
- 7) Trace mode = max hold.
- 8) Allow trace to fully stabilize.
- 9) Use the peak marker function to determine the maximum amplitude level within the RBW.
- 10) If measured value exceeds limit, reduce RBW (no less than 3 kHz) and repeat.

Test results**SISO**

| Frequency (MHz) | Tone | RU offset | Reading (dB m/ 3 kHz) | | Limit (dBm/ 3kHz) |
|--------------------|------|-----------|--------------------------|--------|----------------------|
| | | | ANT 1 | ANT 2 | |
| 2 412 | 26T | 0 | -7.64 | -6.85 | 8.00 |
| | | 4 | -7.05 | -6.66 | |
| | | 8 | -5.75 | -6.52 | |
| | 52T | 37 | -9.32 | -8.59 | |
| | | 38 | -9.23 | -8.75 | |
| | | 40 | -8.34 | -7.53 | |
| | 106T | 53 | -12.09 | -11.79 | |
| | | 54 | -11.39 | -11.75 | |
| SU | - | -14.19 | -13.93 | | |
| 2 437 | 26T | 0 | -5.37 | -6.64 | 8.00 |
| | | 4 | -6.78 | -6.53 | |
| | | 8 | -6.56 | -6.02 | |
| | 52T | 37 | -8.03 | -9.23 | |
| | | 38 | -8.33 | -8.80 | |
| | | 40 | -7.97 | -7.83 | |
| | 106T | 53 | -11.99 | -12.28 | |
| | | 54 | -12.16 | -12.65 | |
| SU | - | -14.94 | -15.29 | | |
| 2 462 | 26T | 0 | -7.04 | -6.84 | 8.00 |
| | | 4 | -7.47 | -5.31 | |
| | | 8 | -5.96 | -5.29 | |
| | 52T | 37 | -8.18 | -8.61 | |
| | | 38 | -7.94 | -8.38 | |
| | | 40 | -6.91 | -7.49 | |
| | 106T | 53 | -11.64 | -11.87 | |
| | | 54 | -12.65 | -12.61 | |
| SU | - | -14.28 | -14.19 | | |
| 2 467 | 26T | 0 | -13.40 | -12.78 | 8.00 |
| | | 4 | -13.58 | -14.92 | |
| | | 8 | -13.81 | -13.65 | |
| | 52T | 37 | -16.01 | -15.71 | |
| | | 38 | -15.95 | -16.24 | |
| | | 40 | -15.46 | -15.80 | |
| | 106T | 53 | -18.43 | -19.19 | |
| | | 54 | -19.64 | -19.75 | |
| SU | - | -21.52 | -21.64 | | |
| 2 472 | 26T | 0 | -21.58 | -22.17 | 8.00 |
| | | 4 | -21.44 | -22.17 | |
| | | 8 | -21.94 | -22.07 | |
| | 52T | 37 | -21.44 | -21.59 | |
| | | 38 | -21.41 | -22.24 | |
| | | 40 | -21.33 | -21.62 | |
| | 106T | 53 | -23.10 | -23.31 | |
| | | 54 | -23.53 | -23.35 | |
| SU | - | -23.57 | -25.00 | | |

KCTL Inc.

65, Sinwon-ro, Yeongtong-gu,
Suwon-si, Gyeonggi-do, 16677, Korea
TEL: 82-31-285-0894 FAX: 82-505-299-8311
www.kctl.co.kr

Report No.:
KR21-SRF0162

Page (27) of (230)

**MIMO**

| Frequency (MHz) | Tone | RU offset | Reading(dB m/ 3 kHz) | | Result (dBm/ 3kHz) | Limit (dBm/ 3kHz) |
|--------------------|-------|-----------|----------------------|--------|-----------------------|----------------------|
| | | | ANT 1 | ANT 2 | | |
| 2 412 | 26T | 0 | -7.45 | -7.46 | -4.44 | 8.00 |
| | | 4 | -6.00 | -6.73 | -3.34 | |
| | | 8 | -7.55 | -6.13 | -3.77 | |
| | 52T | 37 | -10.57 | -10.55 | -7.55 | |
| | | 38 | -9.05 | -8.97 | -6.00 | |
| | | 40 | -9.14 | -8.20 | -5.63 | |
| | 106T | 53 | -13.65 | -12.55 | -10.05 | |
| | | 54 | -11.97 | -12.27 | -9.11 | |
| | SU | - | -14.65 | -13.67 | -11.12 | |
| | 2 437 | 26T | 0 | -6.31 | -7.16 | |
| 4 | | | -7.28 | -7.25 | -4.25 | |
| 8 | | | -7.59 | -6.46 | -3.98 | |
| 52T | | 37 | -9.29 | -10.18 | -6.70 | |
| | | 38 | -8.77 | -9.67 | -6.19 | |
| | | 40 | -9.01 | -8.71 | -5.85 | |
| 106T | | 53 | -12.25 | -12.56 | -9.39 | |
| | | 54 | -11.79 | -12.91 | -9.30 | |
| SU | | - | -15.01 | -14.50 | -11.74 | |
| 2 462 | | 26T | 0 | -7.13 | -8.11 | -4.58 |
| | 4 | | -7.71 | -7.11 | -4.39 | |
| | 8 | | -7.06 | -6.04 | -3.51 | |
| | 52T | 37 | -9.45 | -10.98 | -7.14 | |
| | | 38 | -8.50 | -9.48 | -5.95 | |
| | | 40 | -8.33 | -7.62 | -4.95 | |
| | 106T | 53 | -11.84 | -12.24 | -9.03 | |
| | | 54 | -11.97 | -13.03 | -9.46 | |
| | SU | - | -14.98 | -12.97 | -10.85 | |
| | 2 467 | 26T | 0 | -14.09 | -15.50 | -11.73 |
| 4 | | | -14.78 | -14.56 | -11.66 | |
| 8 | | | -15.00 | -14.38 | -11.67 | |
| 52T | | 37 | -15.76 | -17.46 | -13.52 | |
| | | 38 | -16.02 | -16.90 | -13.43 | |
| | | 40 | -17.08 | -17.45 | -14.25 | |
| 106T | | 53 | -18.61 | -20.59 | -16.48 | |
| | | 54 | -18.42 | -20.77 | -16.43 | |
| SU | | - | -20.95 | -21.33 | -18.13 | |
| 2 472 | | 26T | 0 | -22.23 | -22.71 | -19.45 |
| | 4 | | -22.05 | -22.22 | -19.12 | |
| | 8 | | -23.61 | -22.83 | -20.19 | |
| | 52T | 37 | -23.10 | -23.64 | -20.35 | |
| | | 38 | -22.37 | -22.99 | -19.66 | |
| | | 40 | -23.00 | -23.20 | -20.09 | |
| | 106T | 53 | -23.85 | -24.15 | -20.99 | |
| | | 54 | -24.29 | -24.91 | -21.58 | |
| | SU | - | -23.79 | -23.99 | -20.88 | |

Notes:

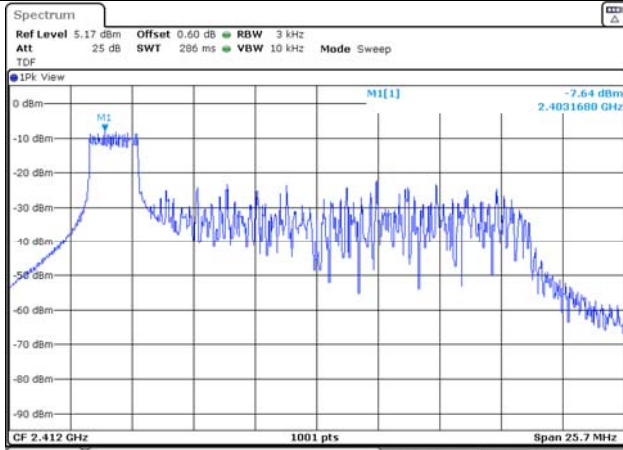
1. Result(dB m) = $10\log(10^{(Ant1/10)}+10^{(ant2/10)})$ (dB m)

SISO

26T / 2 412 MHz

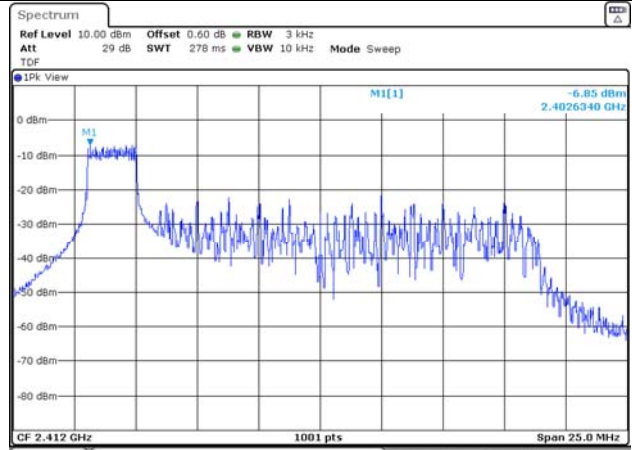
ANT 1

RU offset 0

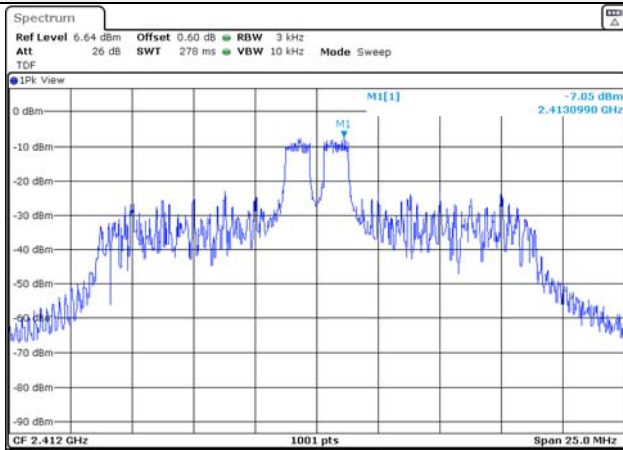


ANT 2

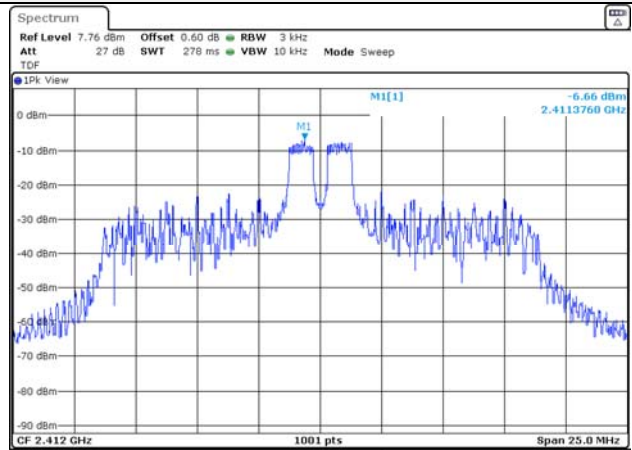
RU offset 0



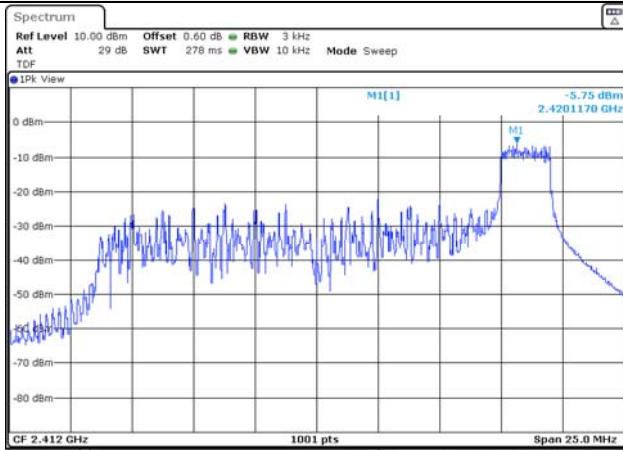
RU offset 4



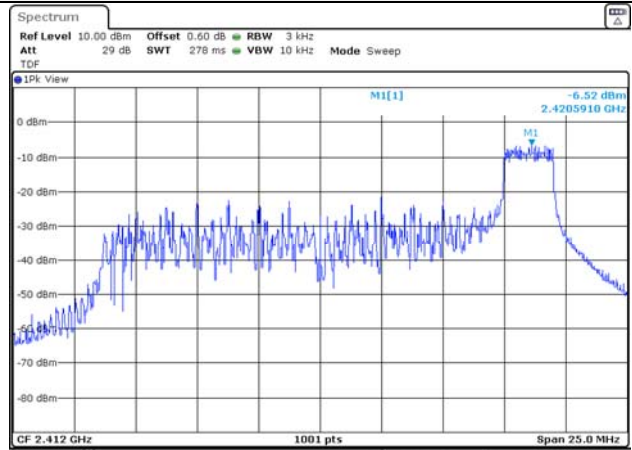
RU offset 4



RU offset 8



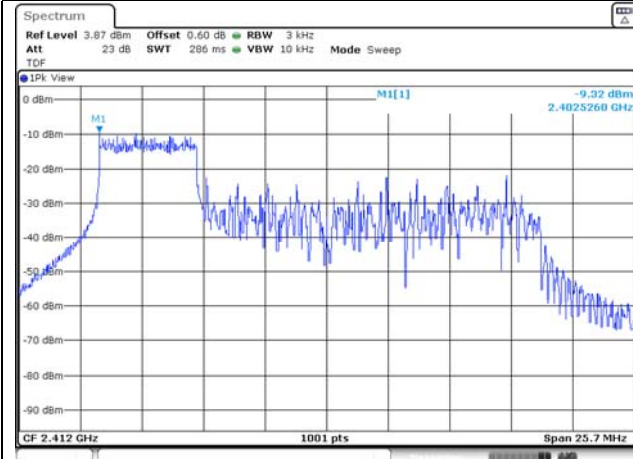
RU offset 8



52T / 2 412 MHz

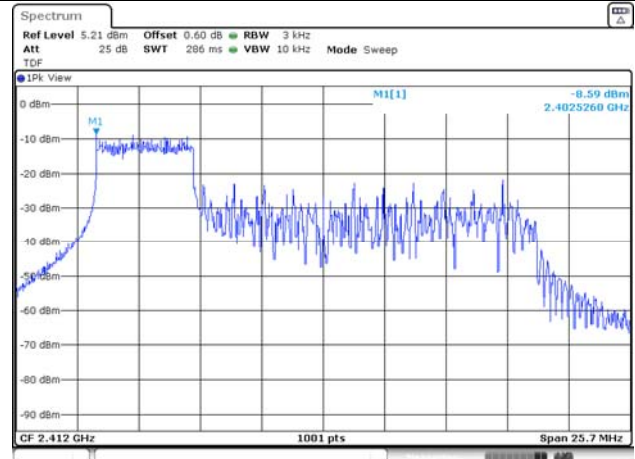
ANT 1

RU offset 37

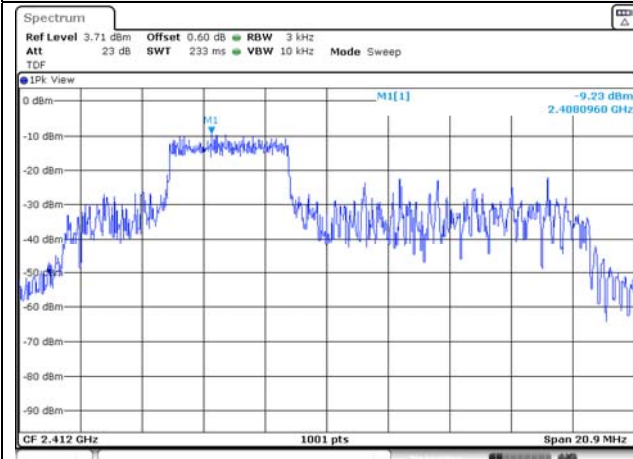


ANT 2

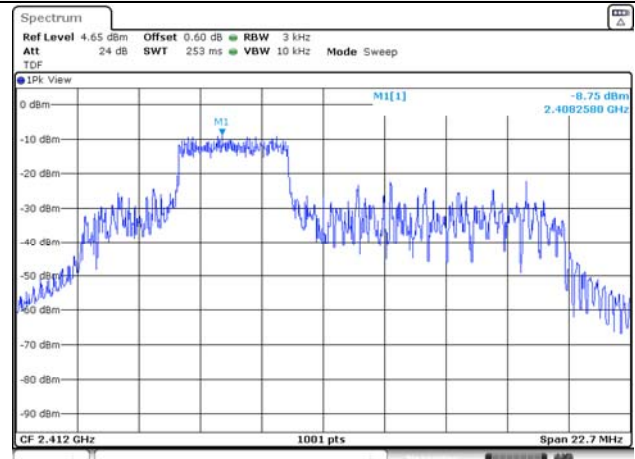
RU offset 37



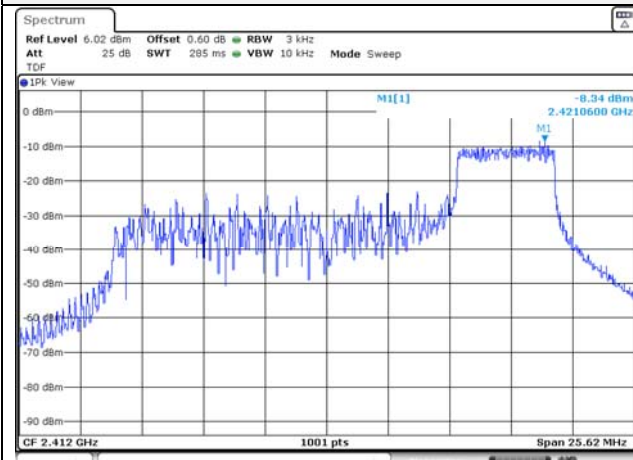
RU offset 38



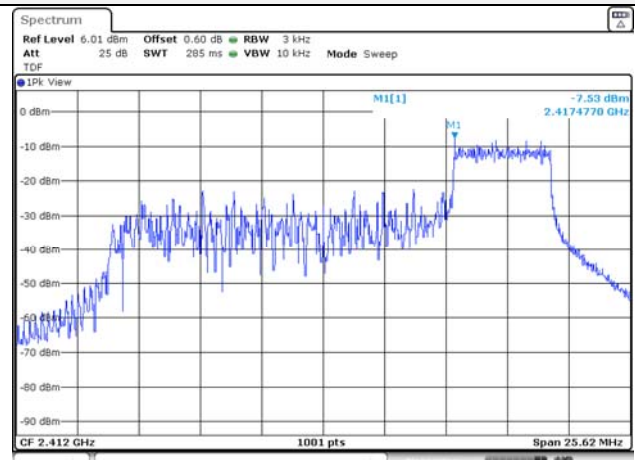
RU offset 38



RU offset 40



RU offset 40



KCTL Inc.

65, Sinwon-ro, Yeongtong-gu,
Suwon-si, Gyeonggi-do, 16677, Korea
TEL: 82-31-285-0894 FAX: 82-505-299-8311
www.kctl.co.kr

Report No.:
KR21-SRF0162

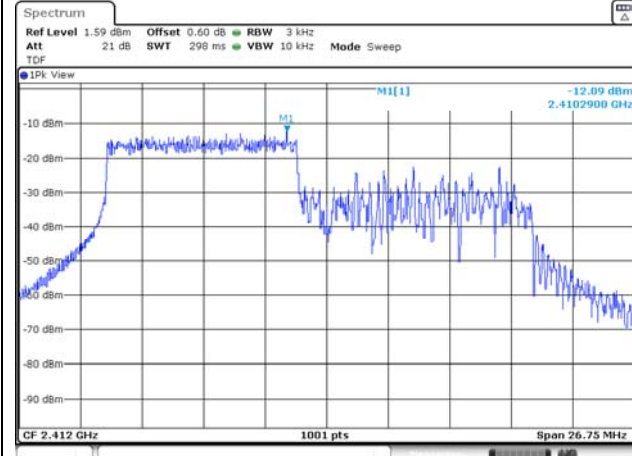
Page (30) of (230)



106T / 2 412 MHz

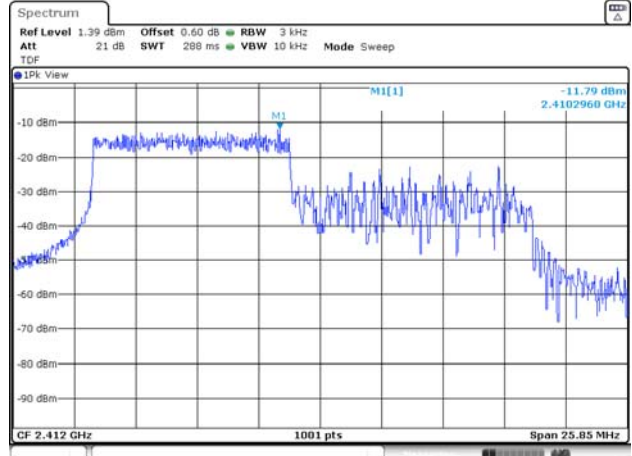
ANT 1

RU offset 53

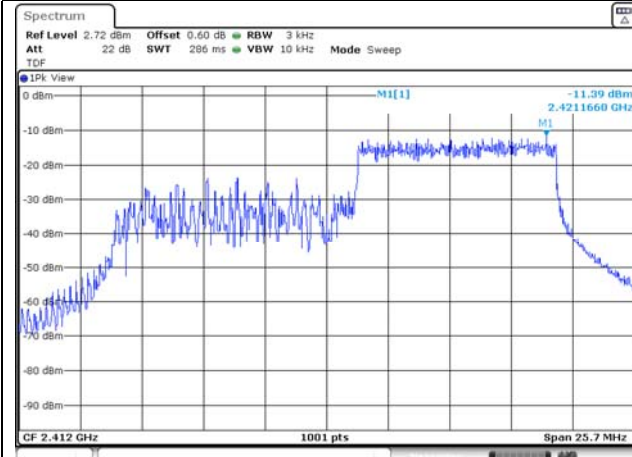


ANT 2

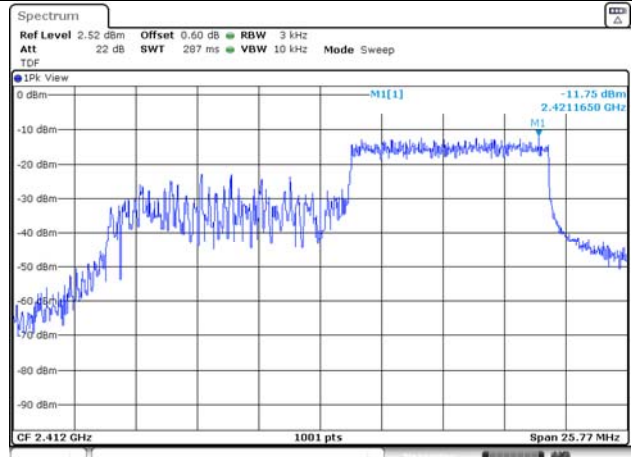
RU offset 53



RU offset 54

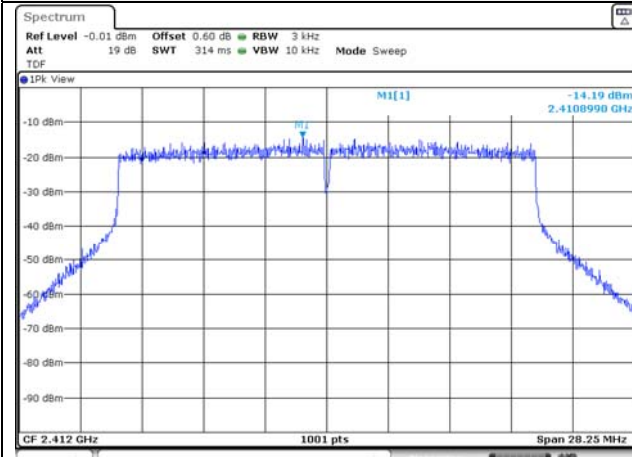


RU offset 54

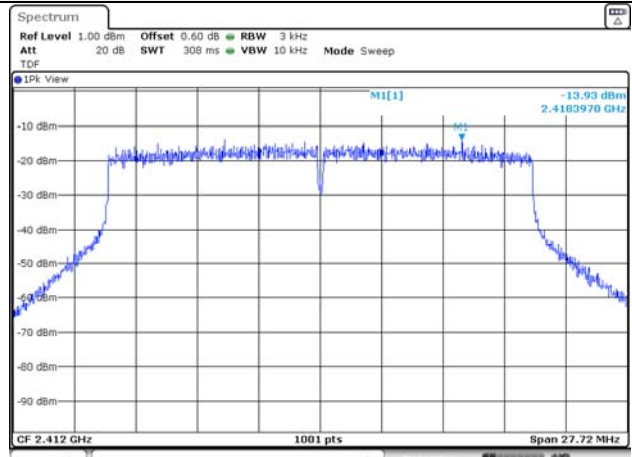


SU / 2 412 MHz

ANT 1



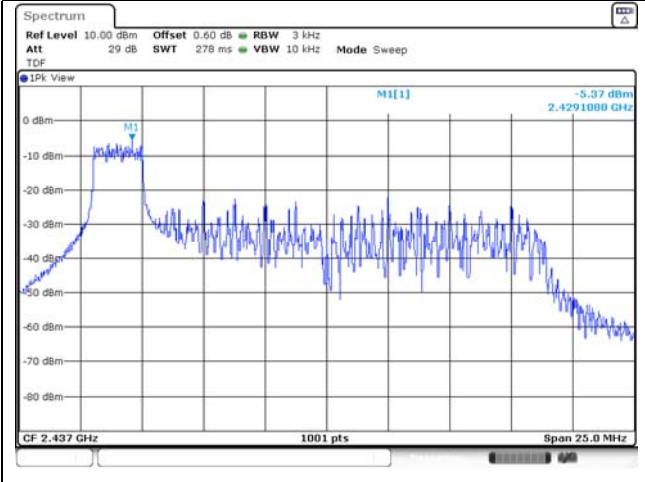
ANT 2



26T / 2 437 MHz

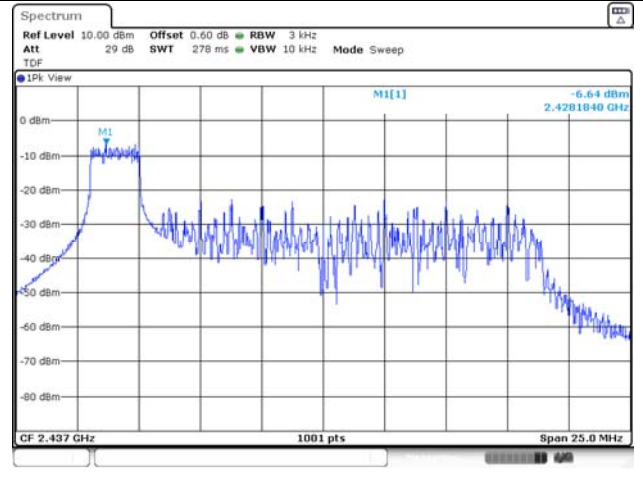
ANT 1

RU offset 0

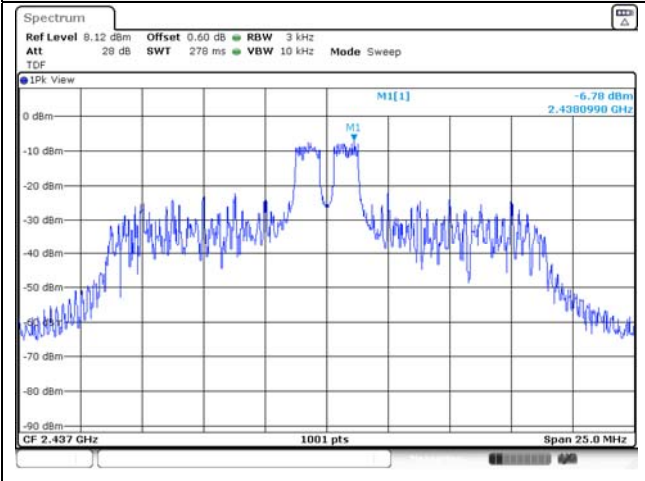


ANT 2

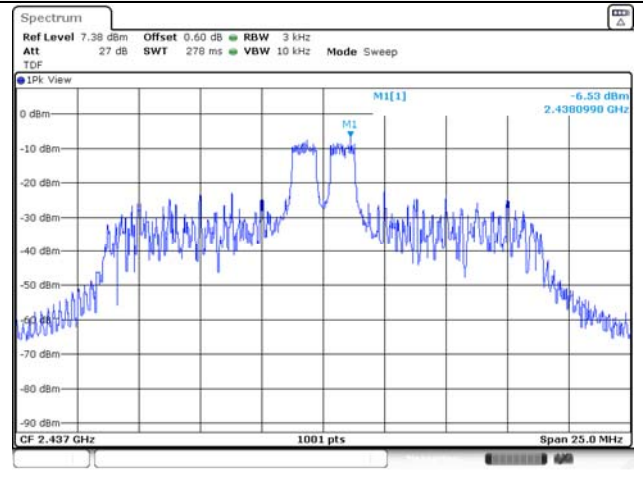
RU offset 0



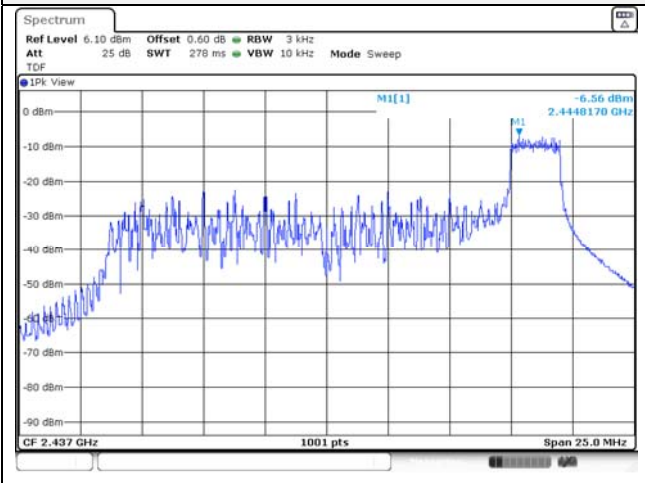
RU offset 4



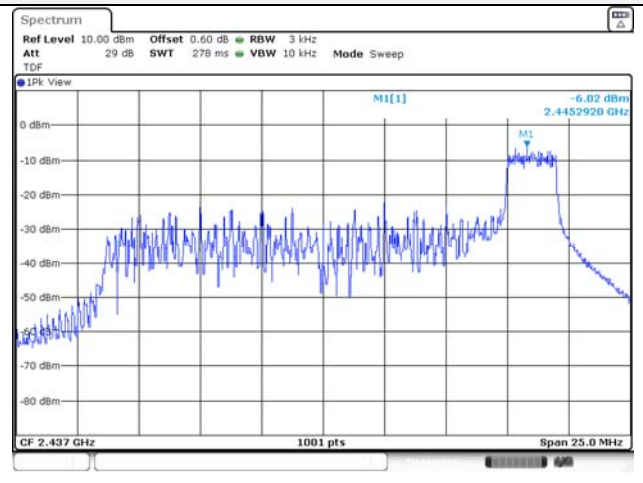
RU offset 4



RU offset 8



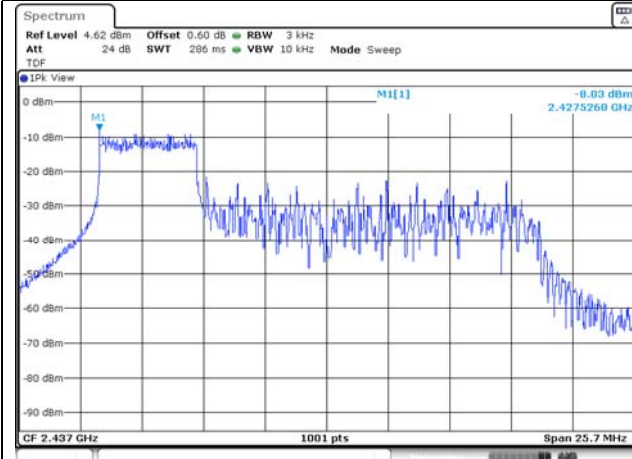
RU offset 8



52T / 2 437 MHz

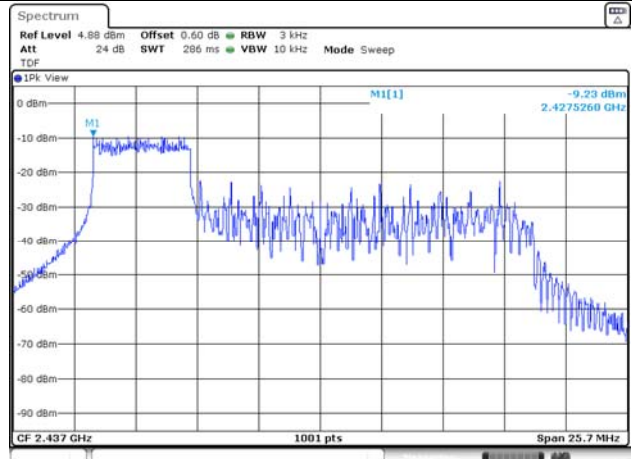
ANT 1

RU offset 37

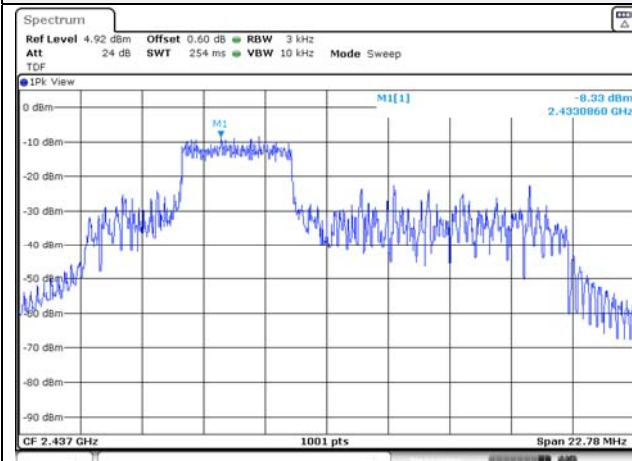


ANT 2

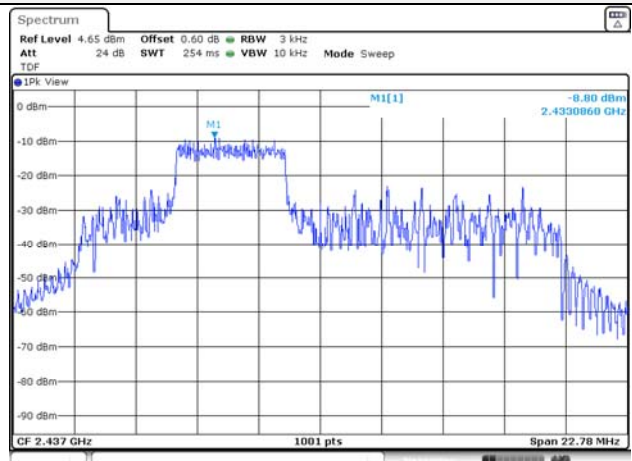
RU offset 37



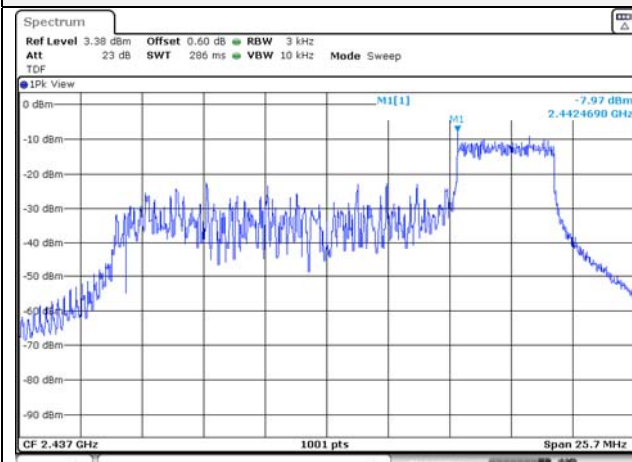
RU offset 38



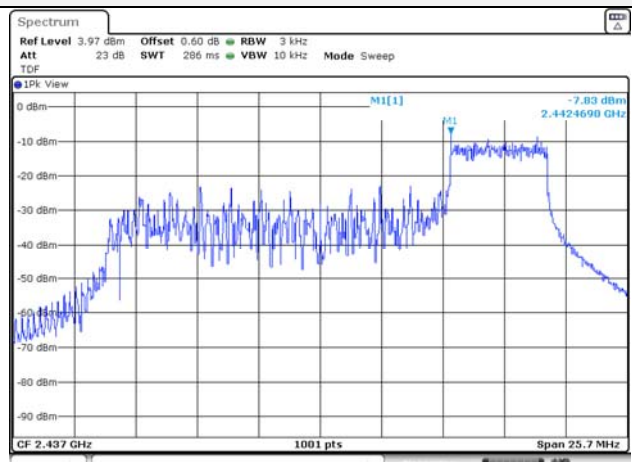
RU offset 38



RU offset 40



RU offset 40



KCTL Inc.

65, Sinwon-ro, Yeongtong-gu,
Suwon-si, Gyeonggi-do, 16677, Korea
TEL: 82-31-285-0894 FAX: 82-505-299-8311
www.kctl.co.kr

Report No.:
KR21-SRF0162

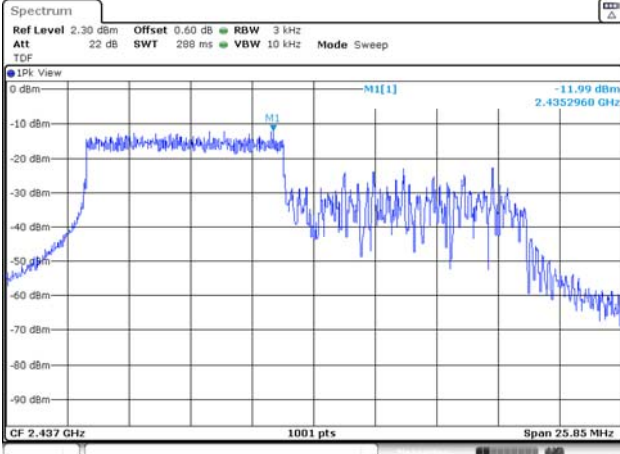
Page (33) of (230)



106T / 2 437 MHz

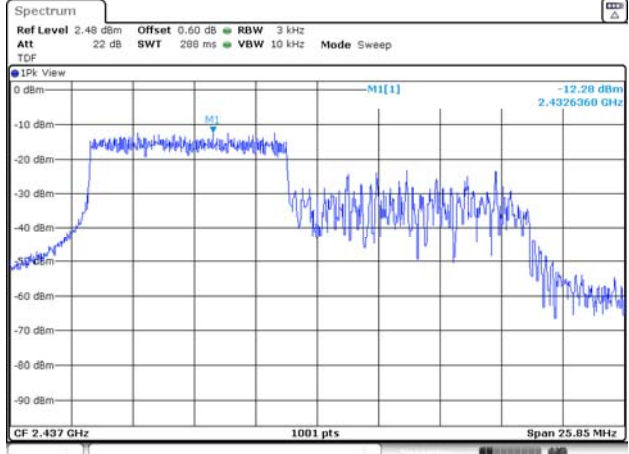
ANT 1

RU offset 53

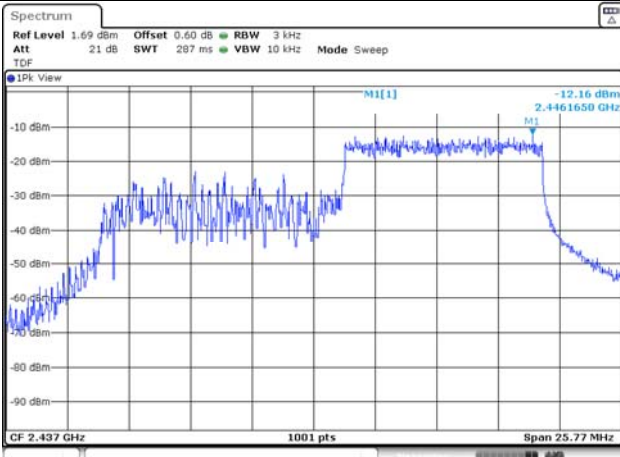


ANT 2

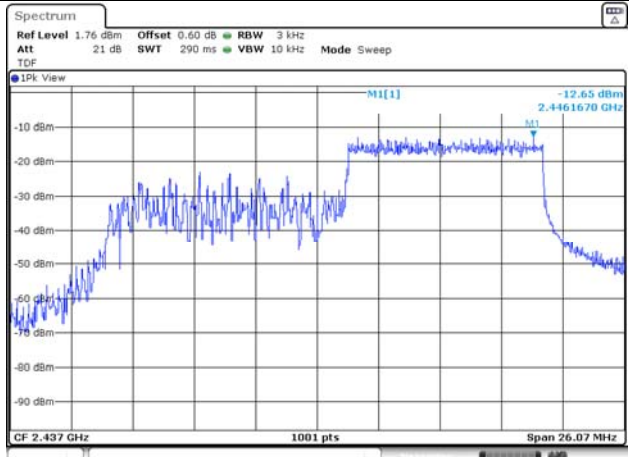
RU offset 53



RU offset 54

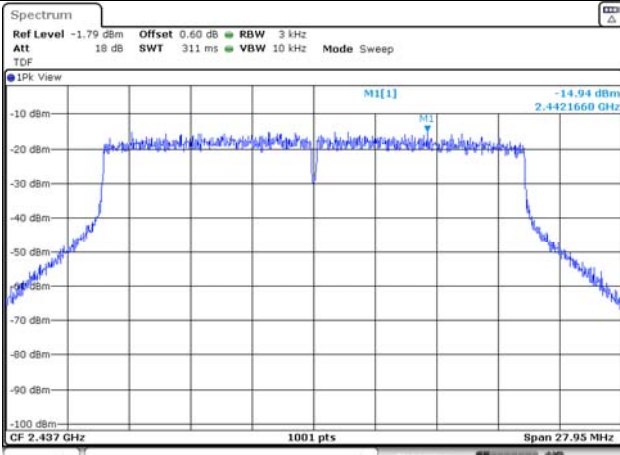


RU offset 54

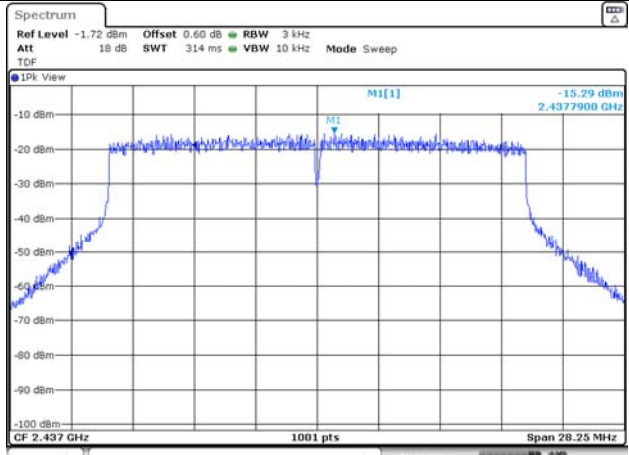


SU / 2 437 MHz

ANT 1



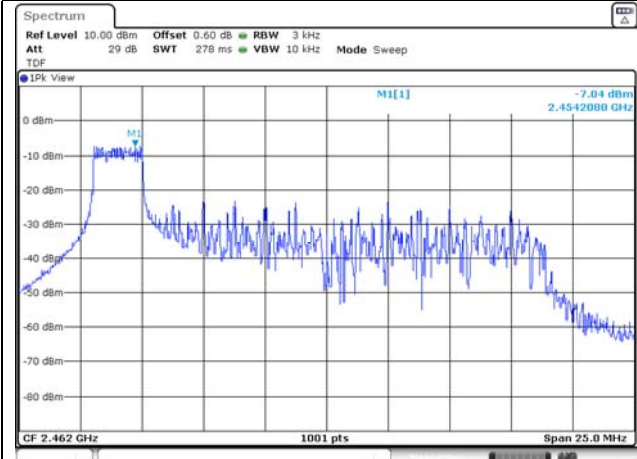
ANT 2



26T / 2 462 MHz

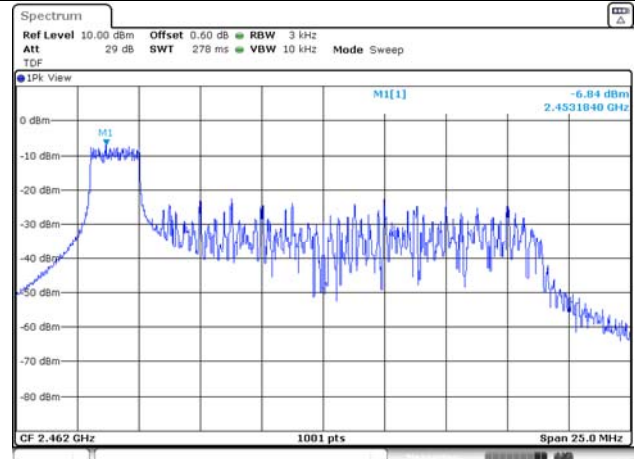
ANT 1

RU offset 0

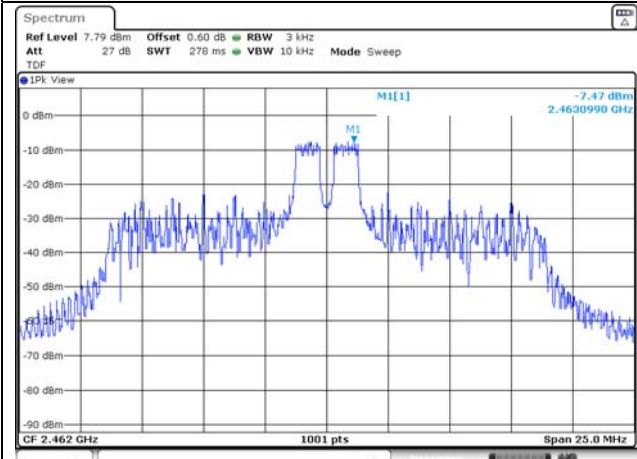


ANT 2

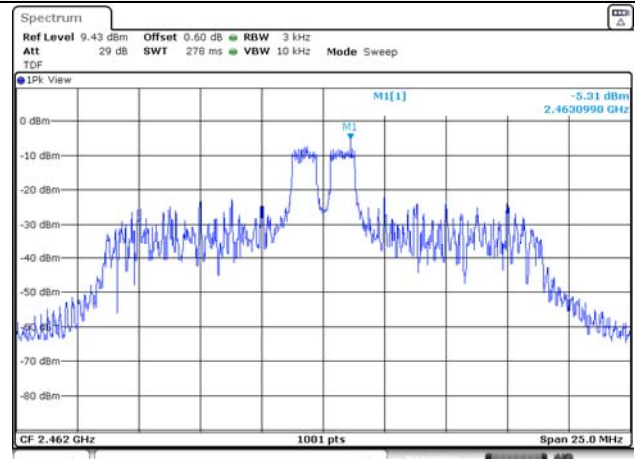
RU offset 0



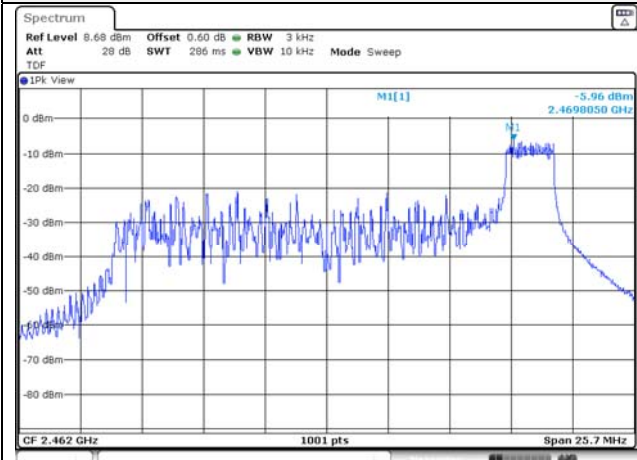
RU offset 4



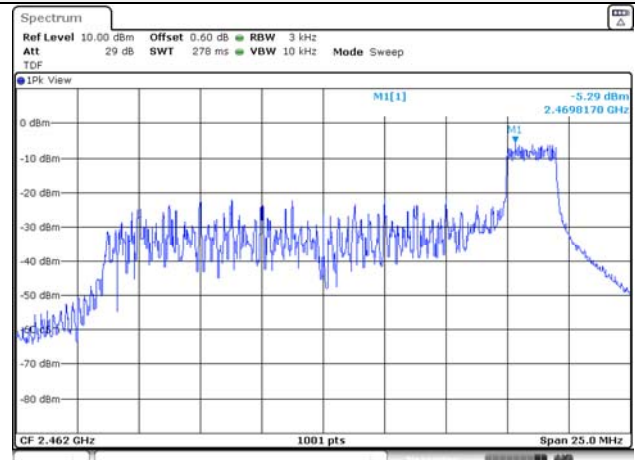
RU offset 4



RU offset 8



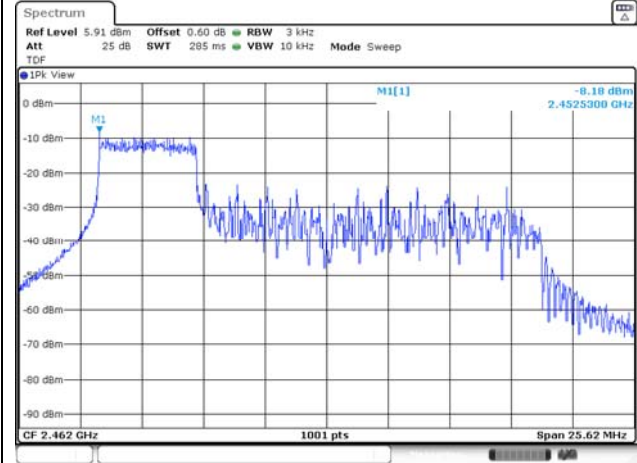
RU offset 8



52T / 2 462 MHz

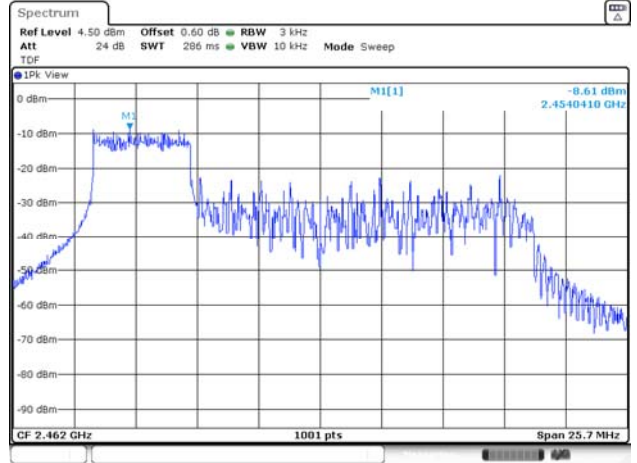
ANT 1

RU offset 37

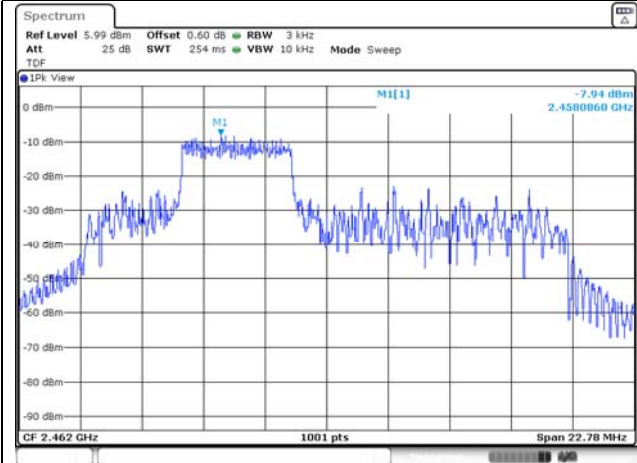


ANT 2

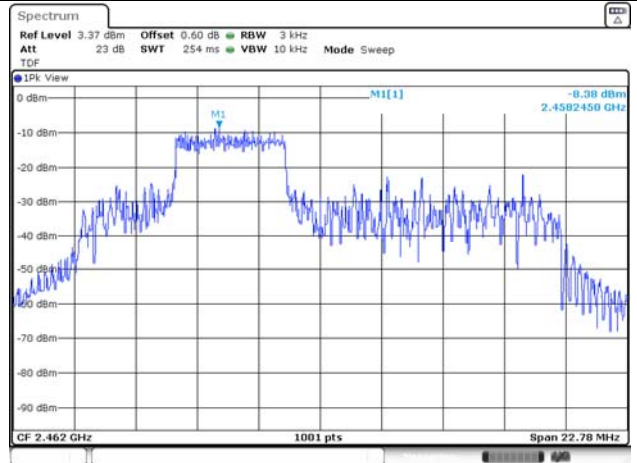
RU offset 37



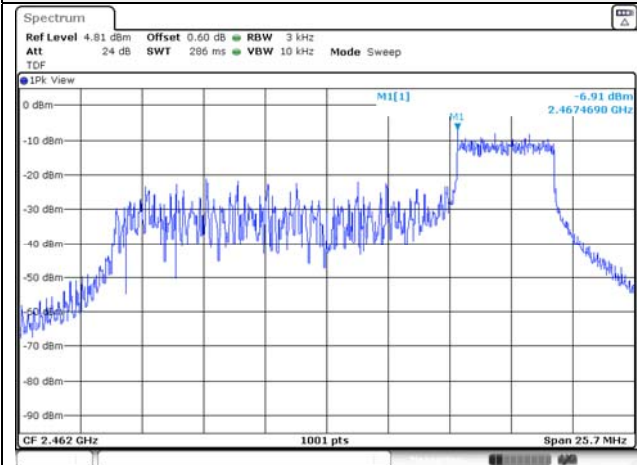
RU offset 38



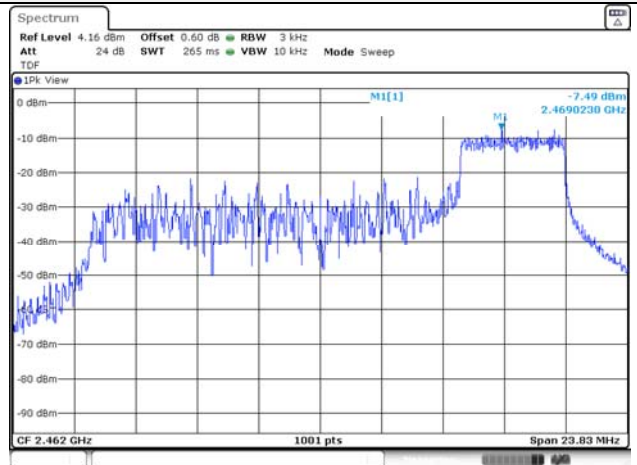
RU offset 38



RU offset 40



RU offset 40



KCTL Inc.

65, Sinwon-ro, Yeongtong-gu,
Suwon-si, Gyeonggi-do, 16677, Korea
TEL: 82-31-285-0894 FAX: 82-505-299-8311
www.kctl.co.kr

Report No.:
KR21-SRF0162

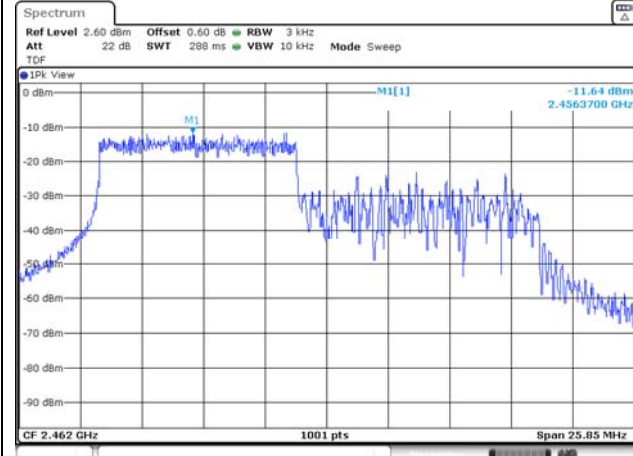
Page (36) of (230)



106T / 2 462 MHz

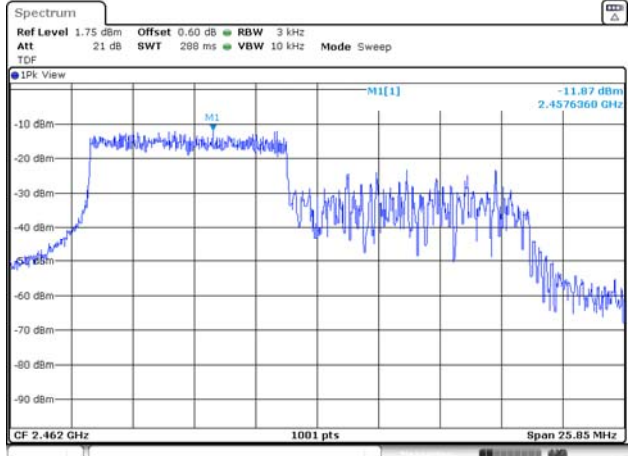
ANT 1

RU offset 53

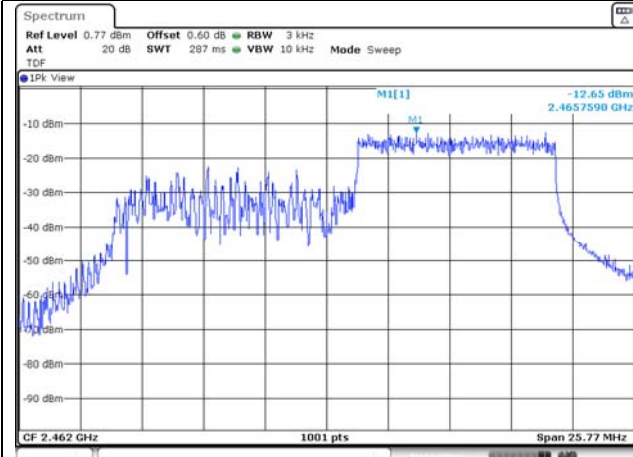


ANT 2

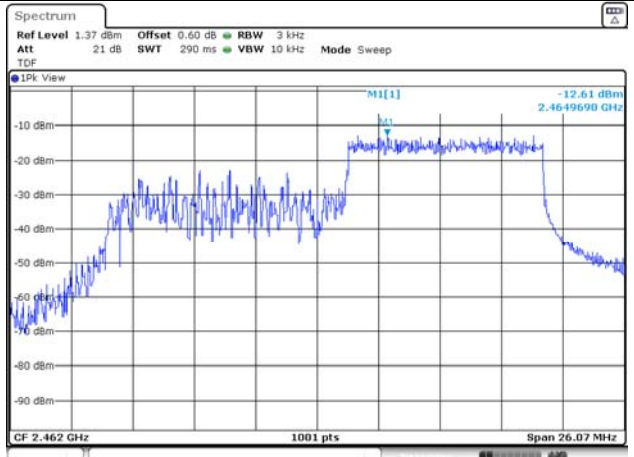
RU offset 53



RU offset 54

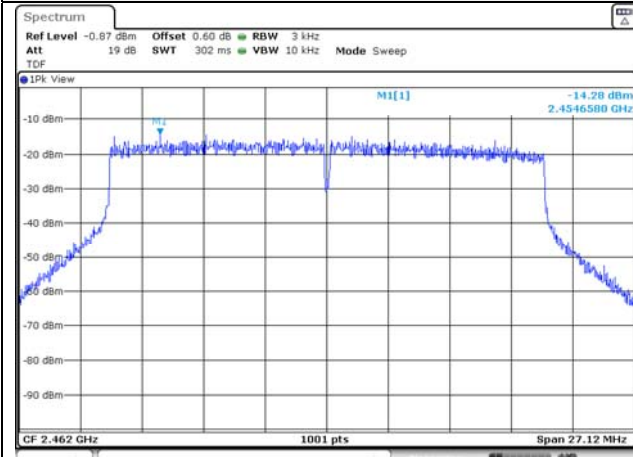


RU offset 54

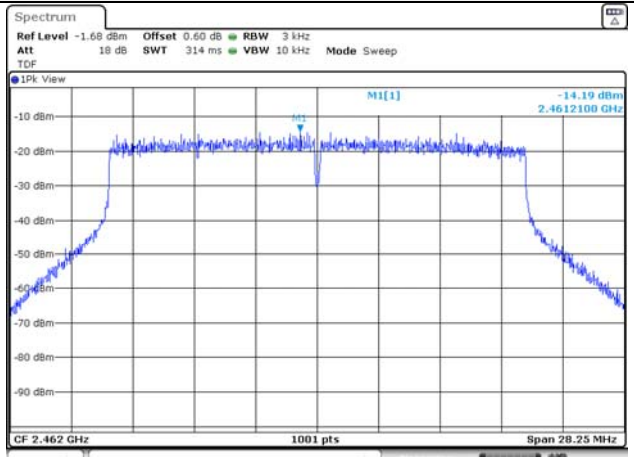


SU / 2 462 MHz

ANT 1



ANT 2



KCTL Inc.

65, Sinwon-ro, Yeongtong-gu,
Suwon-si, Gyeonggi-do, 16677, Korea
TEL: 82-31-285-0894 FAX: 82-505-299-8311
www.kctl.co.kr

Report No.:
KR21-SRF0162

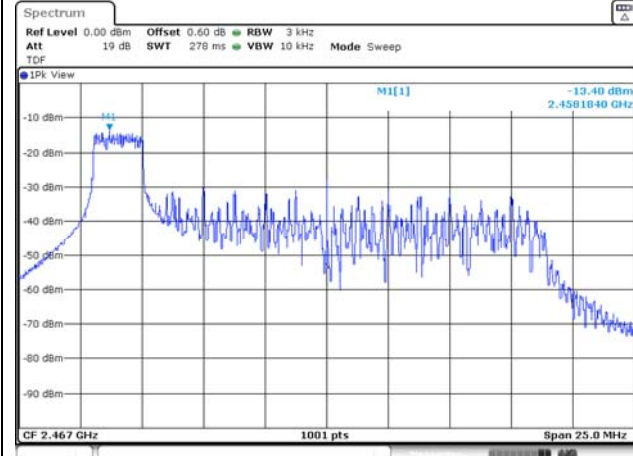
Page (37) of (230)



26T / 2 467 MHz

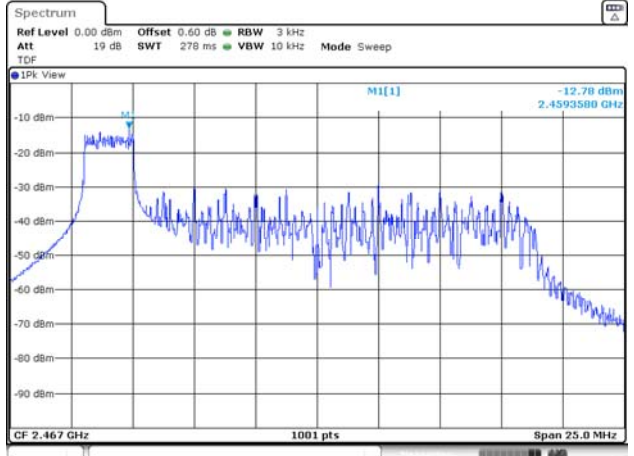
ANT 1

RU offset 0

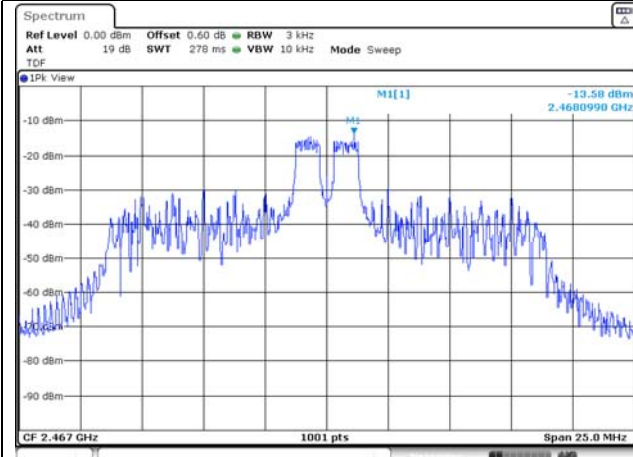


ANT 2

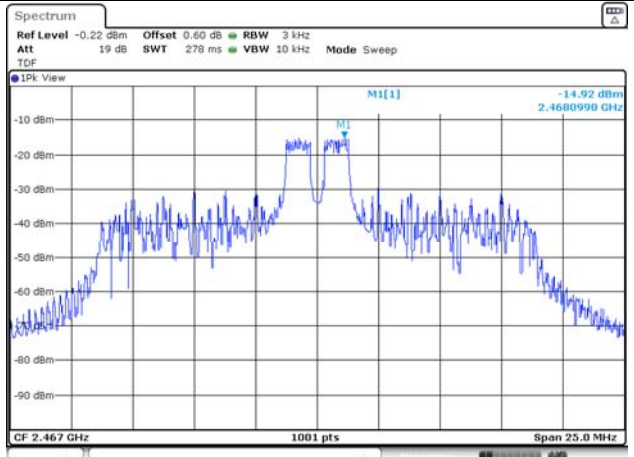
RU offset 0



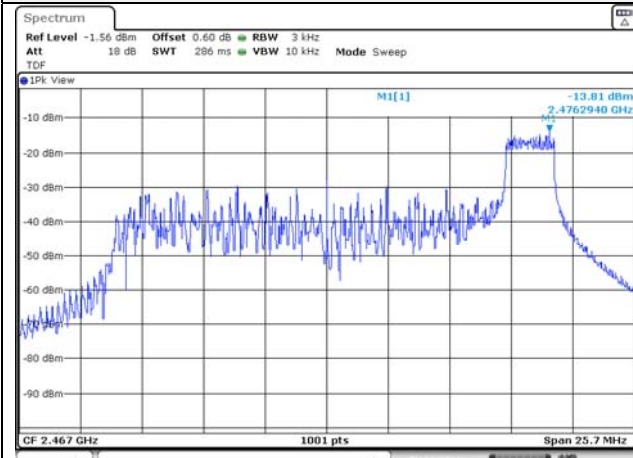
RU offset 4



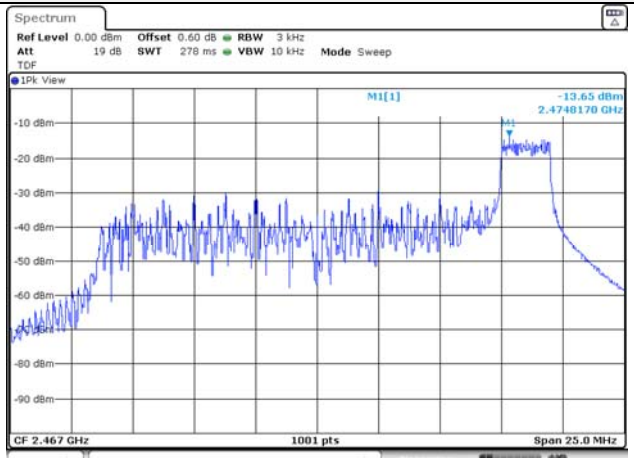
RU offset 4



RU offset 8



RU offset 8



KCTL Inc.

65, Sinwon-ro, Yeongtong-gu,
Suwon-si, Gyeonggi-do, 16677, Korea
TEL: 82-31-285-0894 FAX: 82-505-299-8311
www.kctl.co.kr

Report No.:
KR21-SRF0162

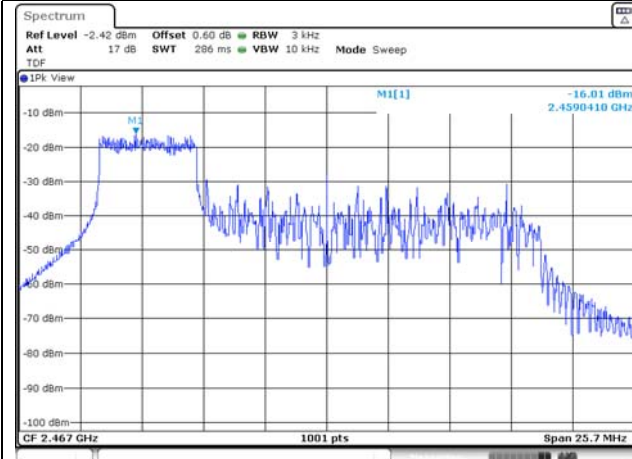
Page (38) of (230)



52T / 2 467 MHz

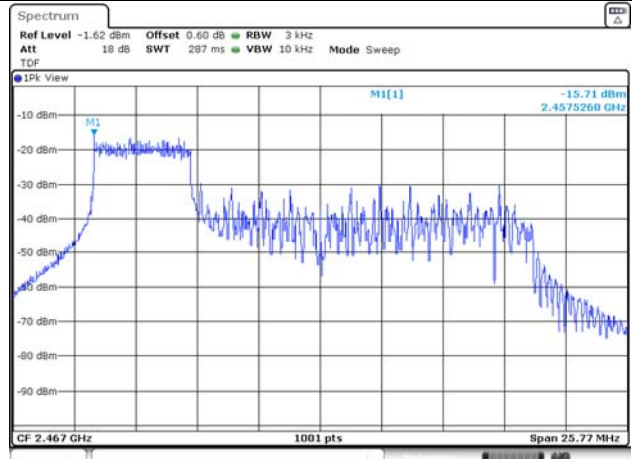
ANT 1

RU offset 37

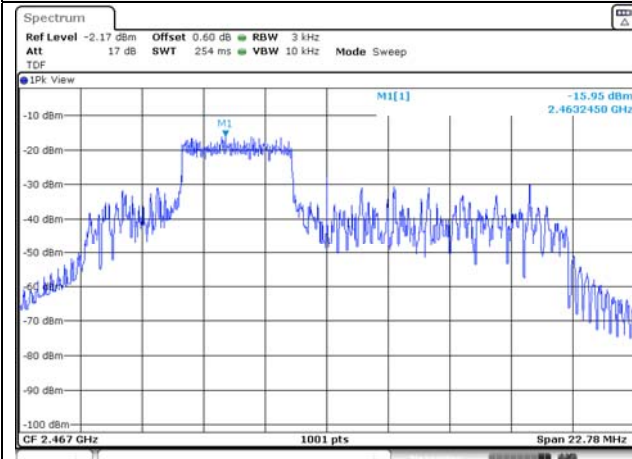


ANT 2

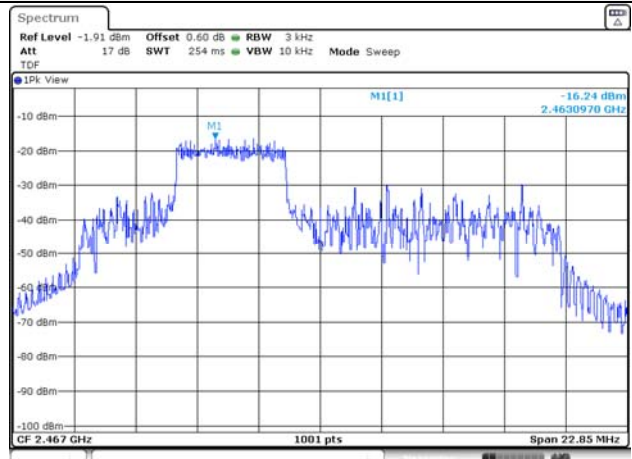
RU offset 37



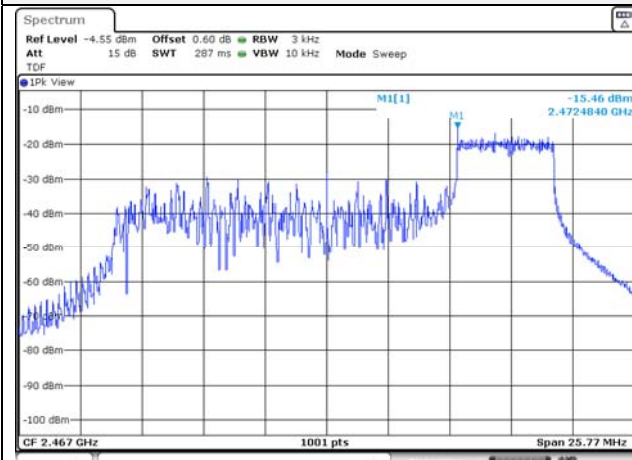
RU offset 38



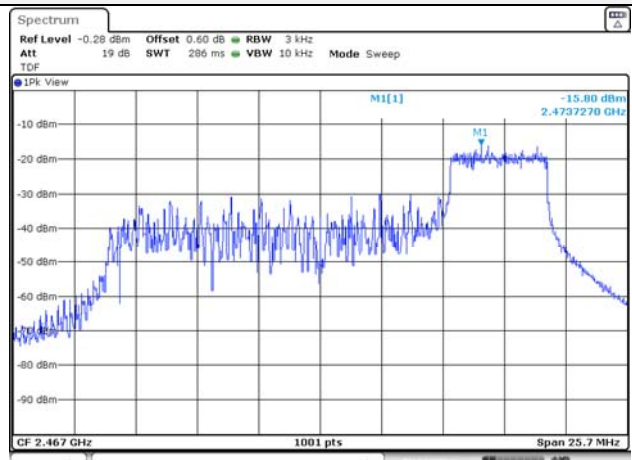
RU offset 38



RU offset 40



RU offset 40



KCTL Inc.

65, Sinwon-ro, Yeongtong-gu,
Suwon-si, Gyeonggi-do, 16677, Korea
TEL: 82-31-285-0894 FAX: 82-505-299-8311
www.kctl.co.kr

Report No.:
KR21-SRF0162

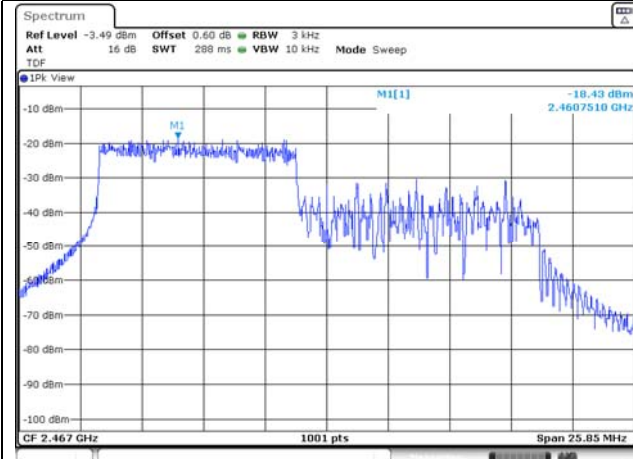
Page (39) of (230)



106T / 2 467 MHz

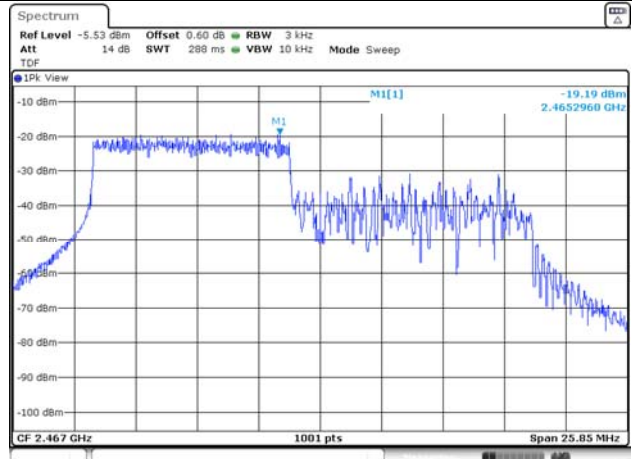
ANT 1

RU offset 53

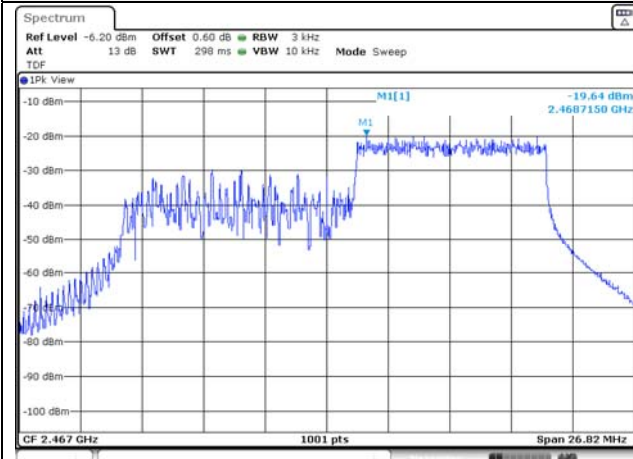


ANT 2

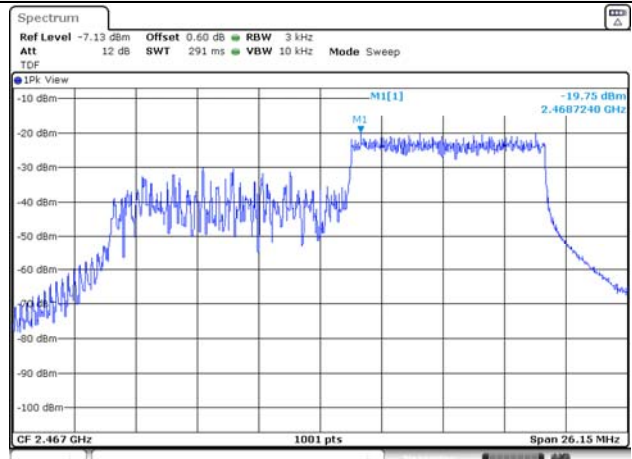
RU offset 53



RU offset 54

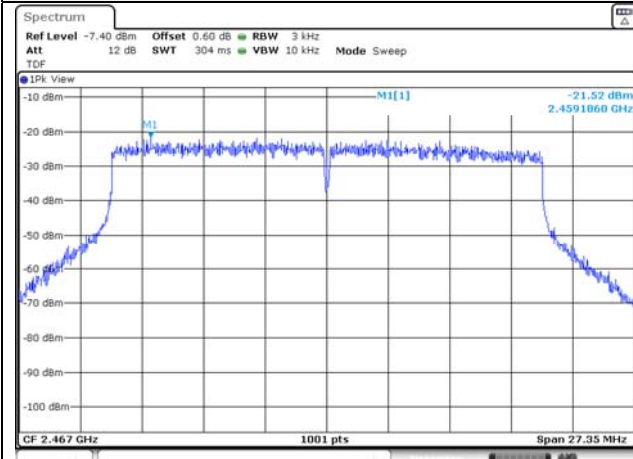


RU offset 54

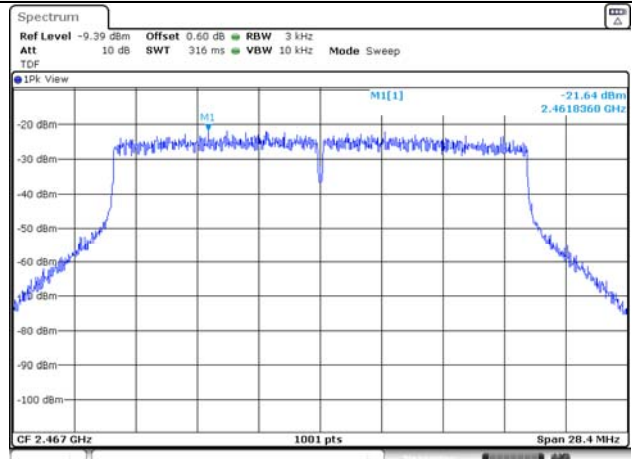


SU / 2 467 MHz

ANT 1



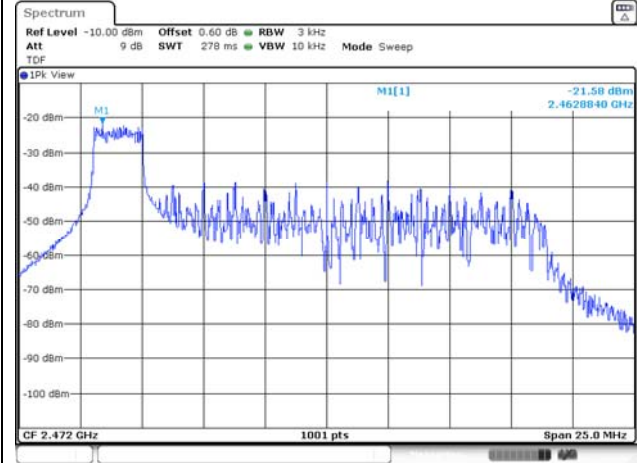
ANT 2



26T / 2 472 MHz

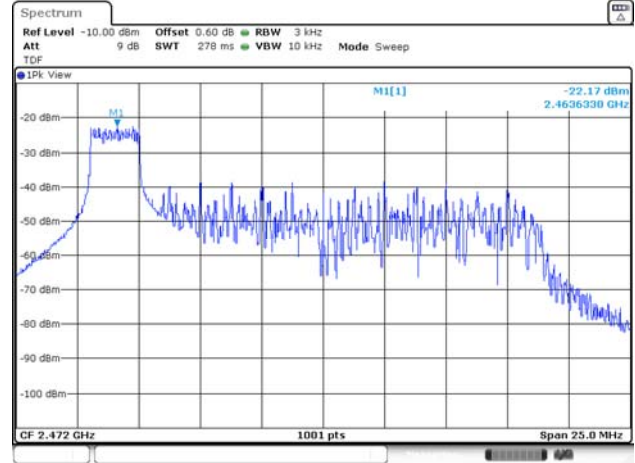
ANT 1

RU offset 0

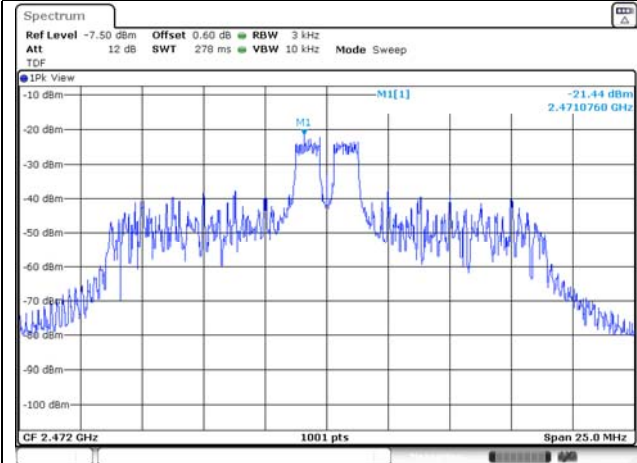


ANT 2

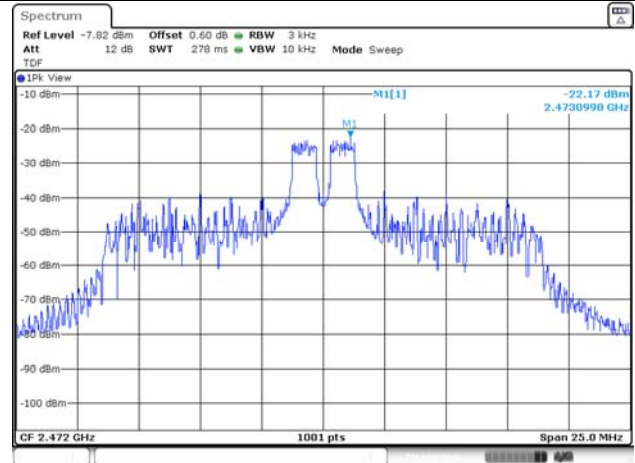
RU offset 0



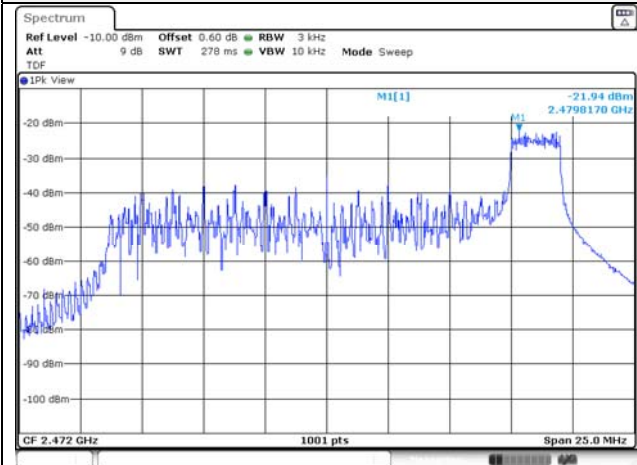
RU offset 4



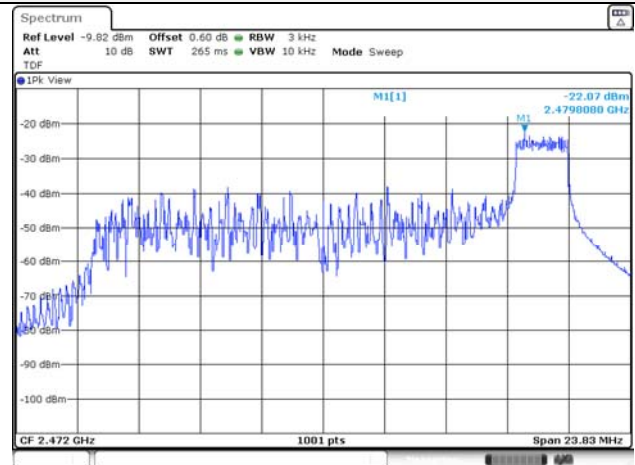
RU offset 4



RU offset 8



RU offset 8



KCTL Inc.

65, Sinwon-ro, Yeongtong-gu,
Suwon-si, Gyeonggi-do, 16677, Korea
TEL: 82-31-285-0894 FAX: 82-505-299-8311
www.kctl.co.kr

Report No.:
KR21-SRF0162

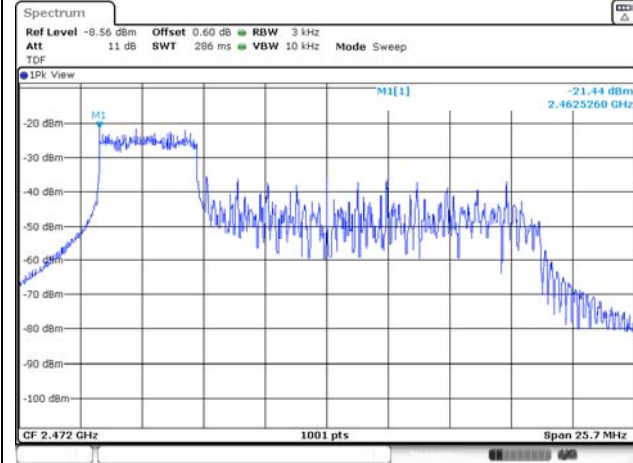
Page (41) of (230)



52T / 2 472 MHz

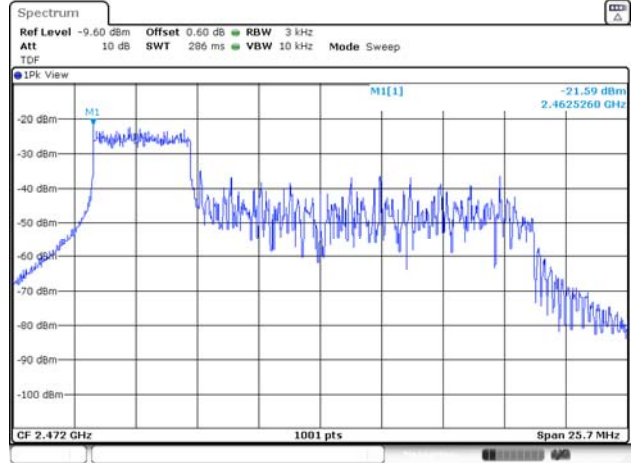
ANT 1

RU offset 37

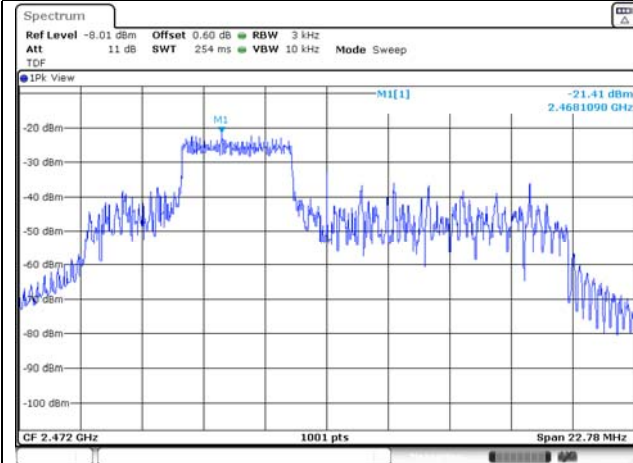


ANT 2

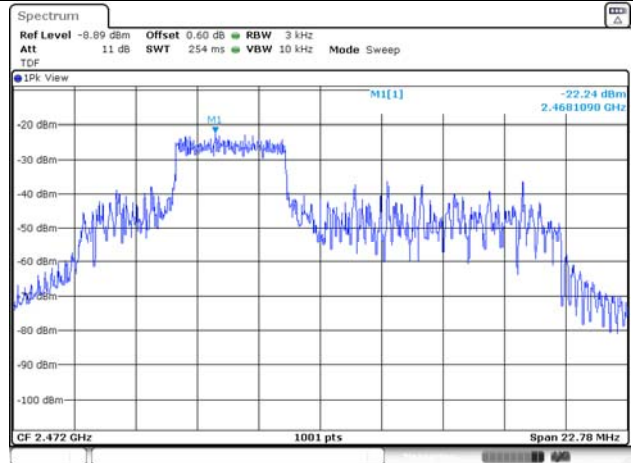
RU offset 37



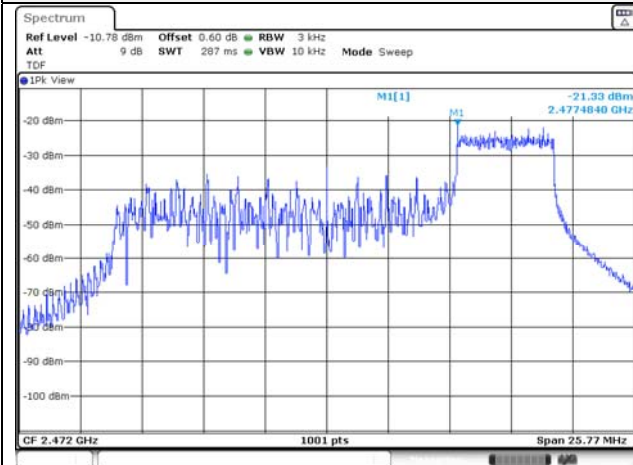
RU offset 38



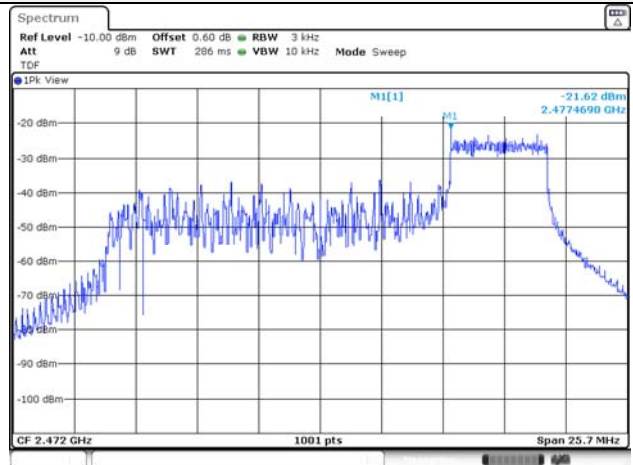
RU offset 38



RU offset 40



RU offset 40



KCTL Inc.

65, Sinwon-ro, Yeongtong-gu,
Suwon-si, Gyeonggi-do, 16677, Korea
TEL: 82-31-285-0894 FAX: 82-505-299-8311
www.kctl.co.kr

Report No.:
KR21-SRF0162

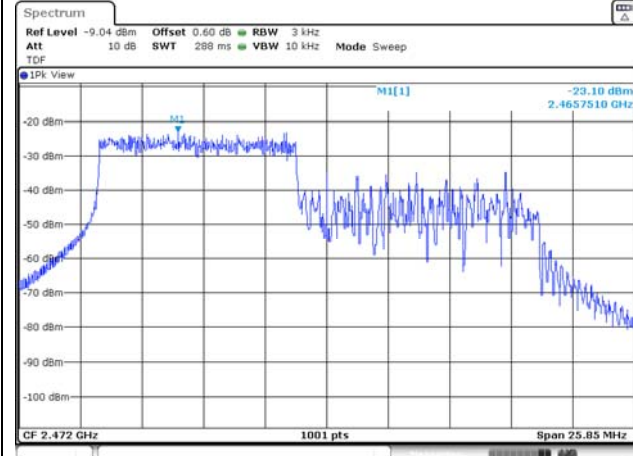
Page (42) of (230)



106T / 2 472 MHz

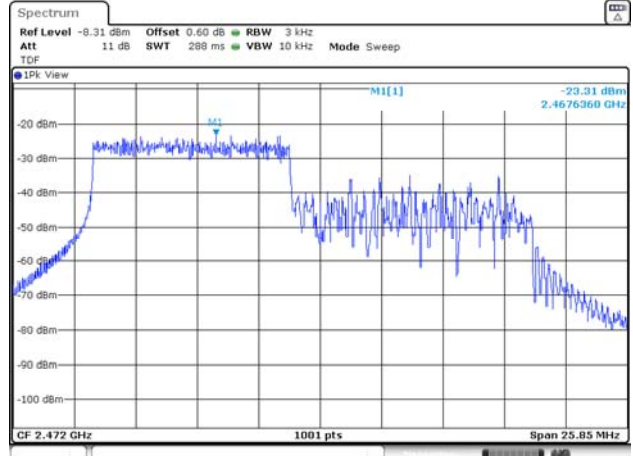
ANT 1

RU offset 53

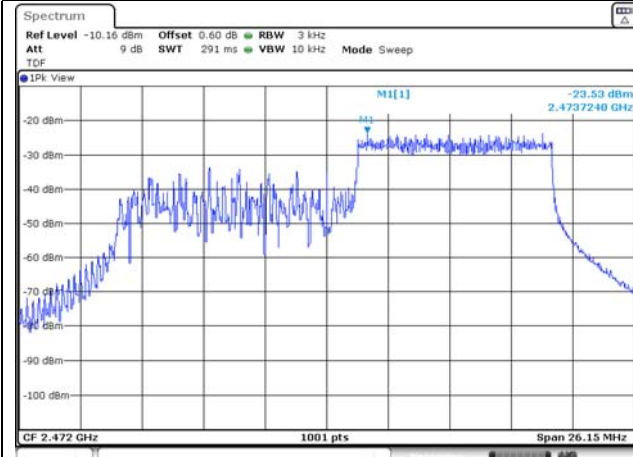


ANT 2

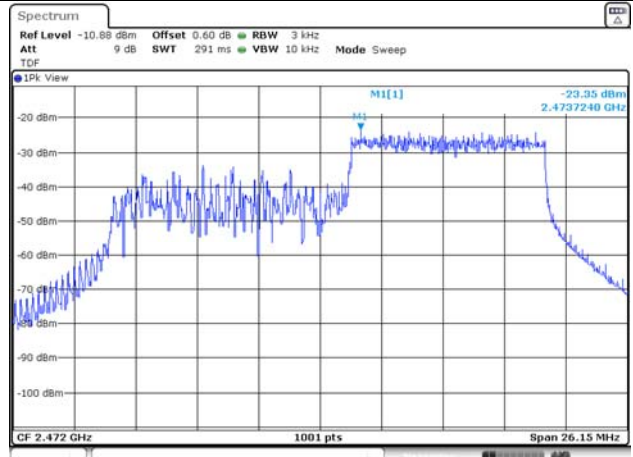
RU offset 53



RU offset 54

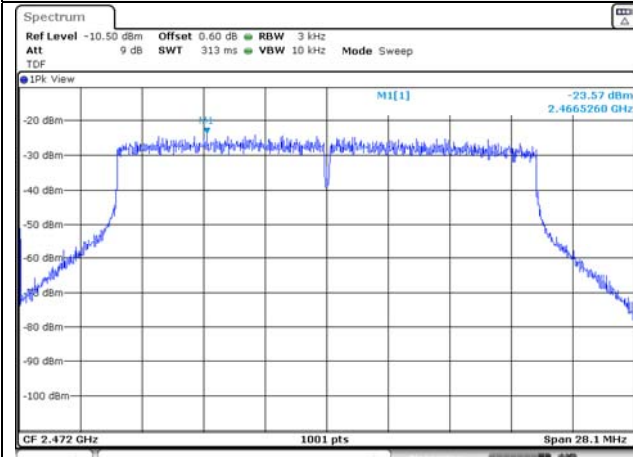


RU offset 54

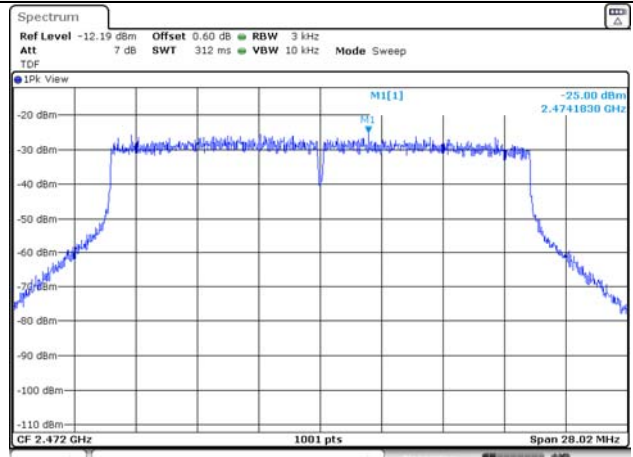


SU / 2 472 MHz

ANT 1



ANT 2

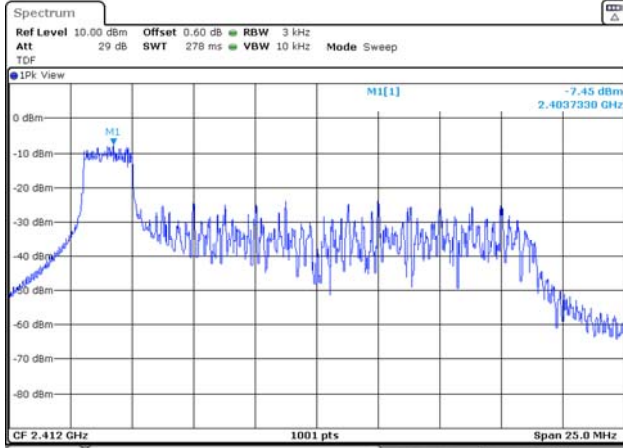


MIMO

26T / 2 412 MHz

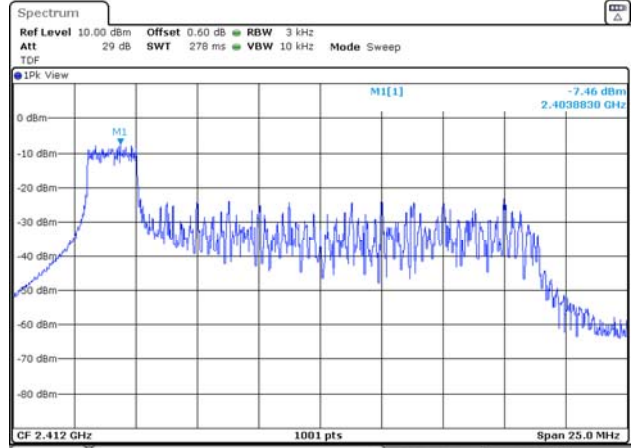
ANT 1

RU offset 0

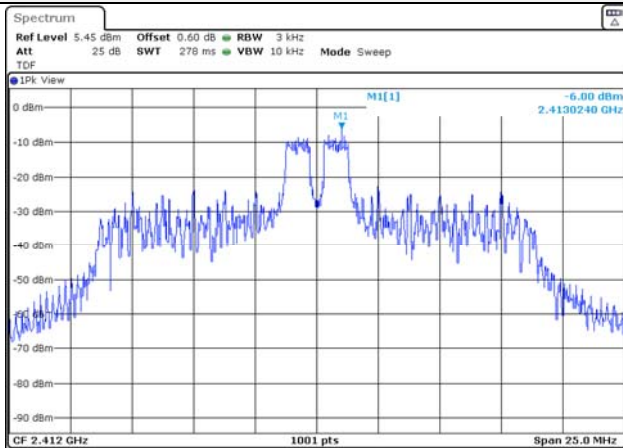


ANT 2

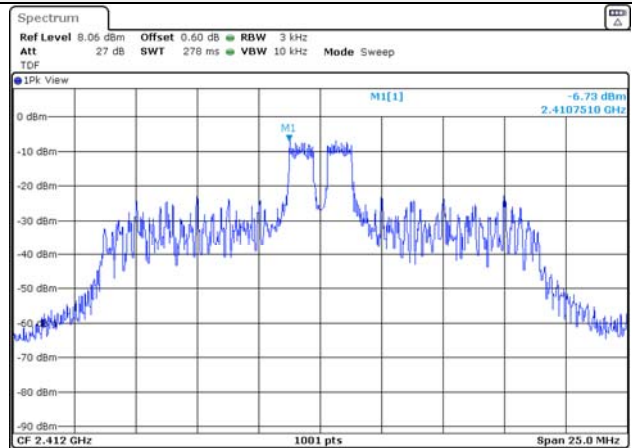
RU offset 0



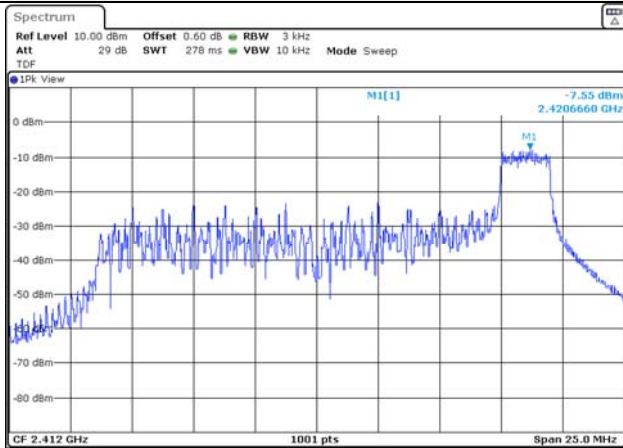
RU offset 4



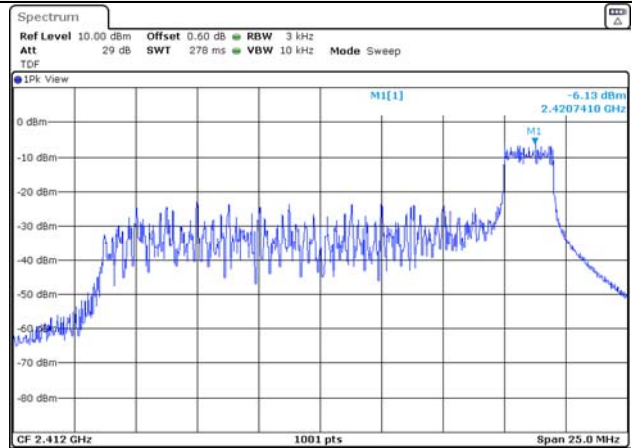
RU offset 4



RU offset 8



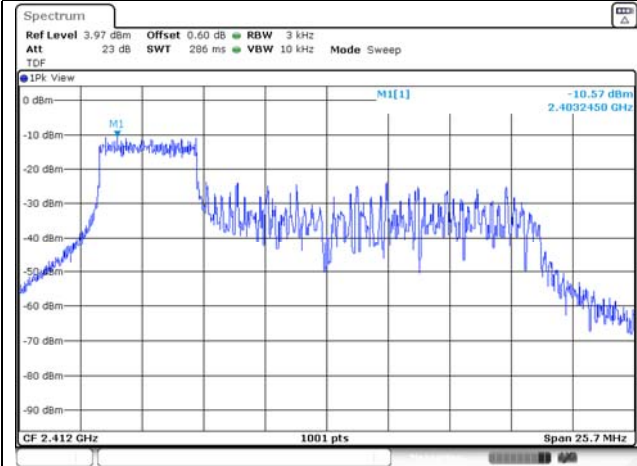
RU offset 8



52T / 2 412 MHz

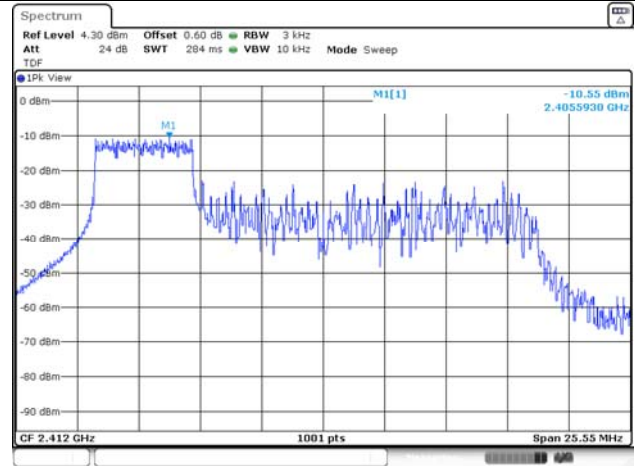
ANT 1

RU offset 37

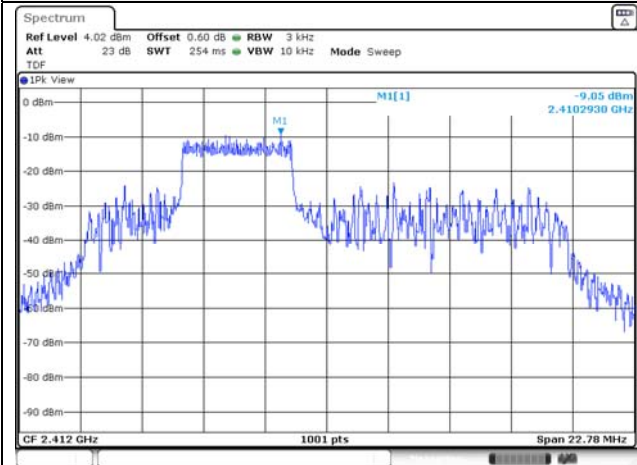


ANT 2

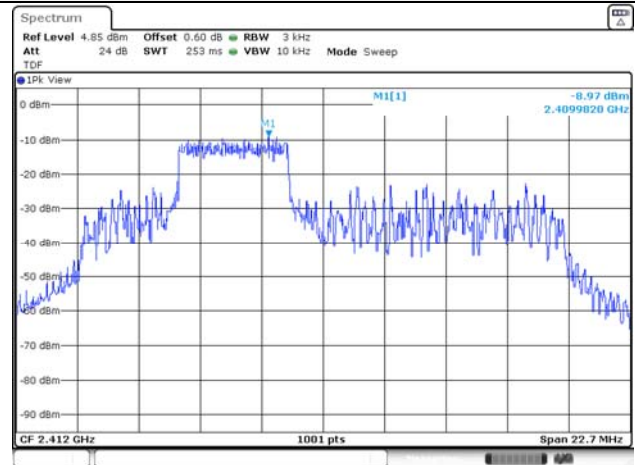
RU offset 37



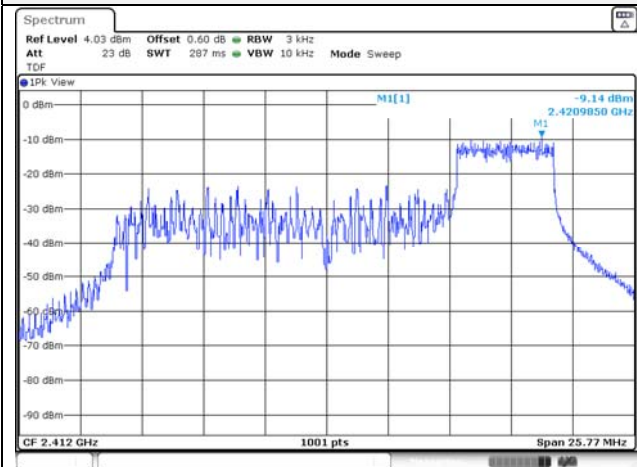
RU offset 38



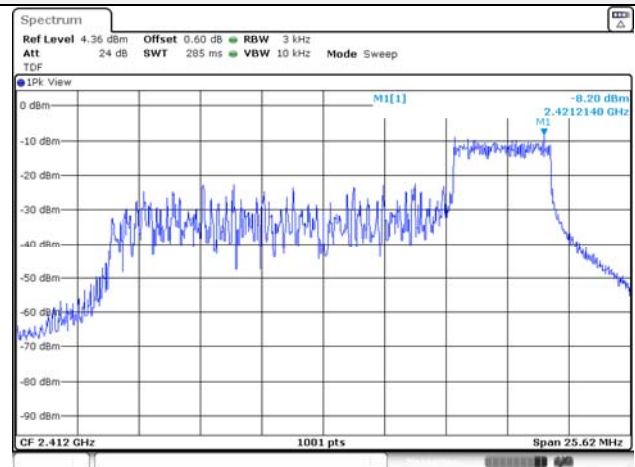
RU offset 38



RU offset 40



RU offset 40



KCTL Inc.

65, Sinwon-ro, Yeongtong-gu,
Suwon-si, Gyeonggi-do, 16677, Korea
TEL: 82-31-285-0894 FAX: 82-505-299-8311
www.kctl.co.kr

Report No.:
KR21-SRF0162

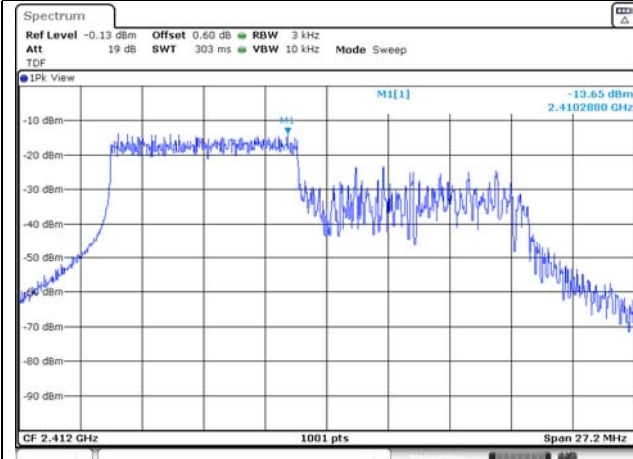
Page (45) of (230)



106T / 2 412 MHz

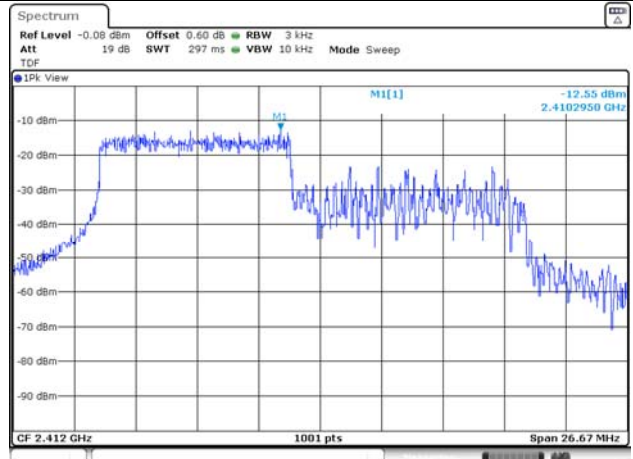
ANT 1

RU offset 53

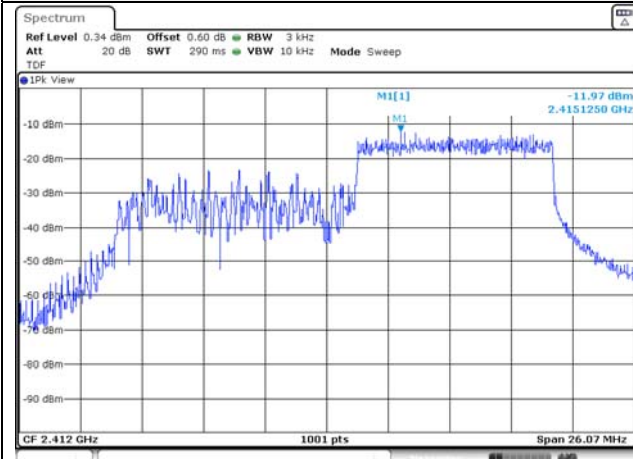


ANT 2

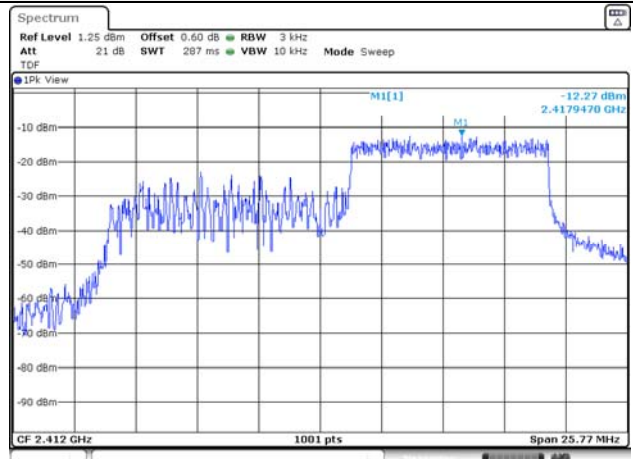
RU offset 53



RU offset 54

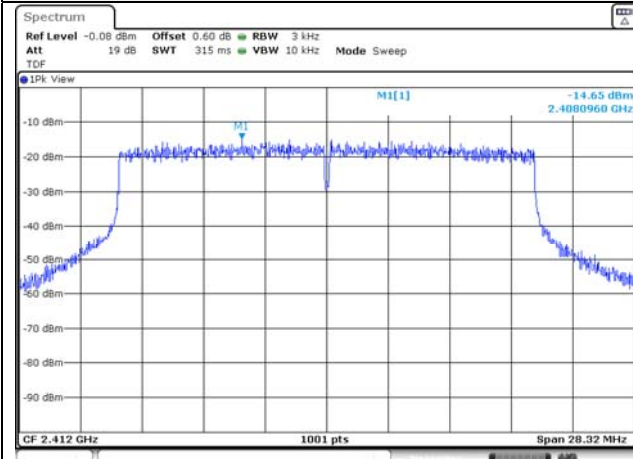


RU offset 54

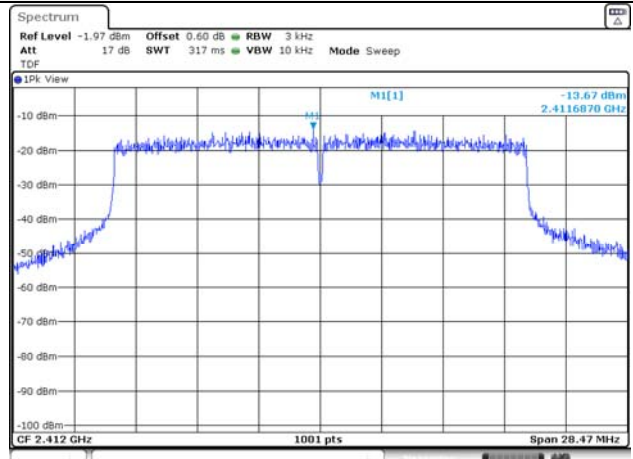


SU / 2 412 MHz

ANT 1



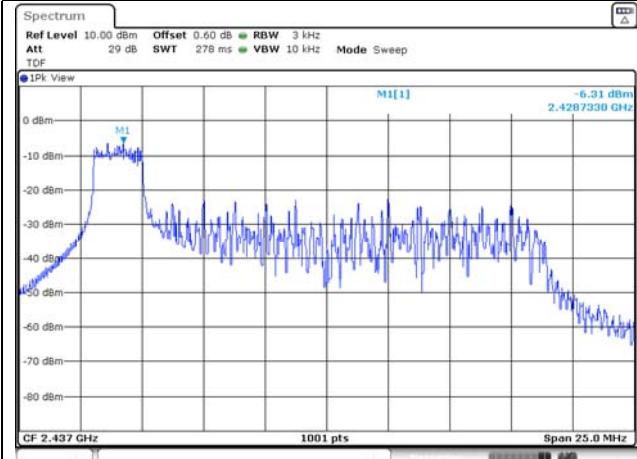
ANT 2



26T / 2 437 MHz

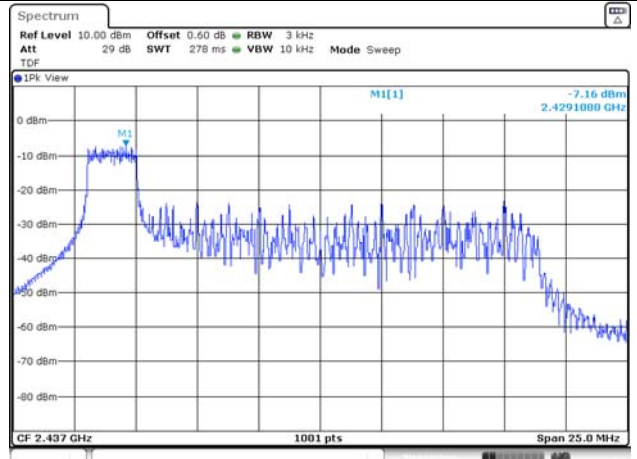
ANT 1

RU offset 0

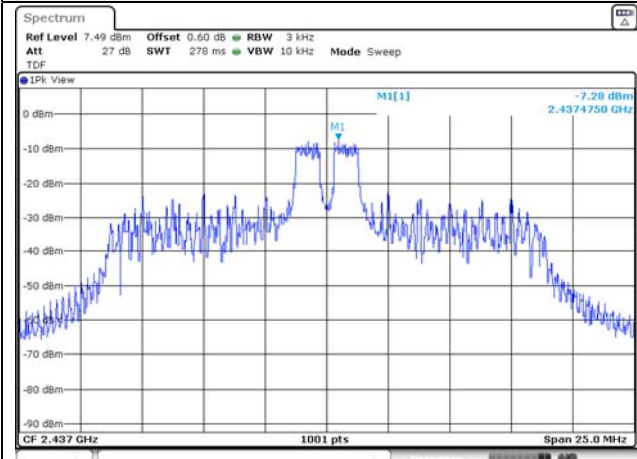


ANT 2

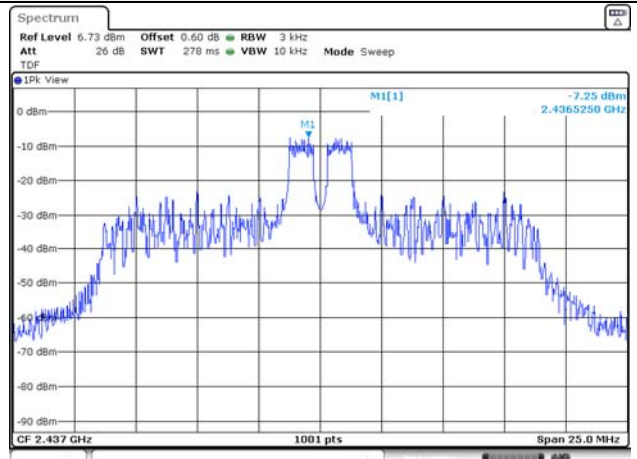
RU offset 0



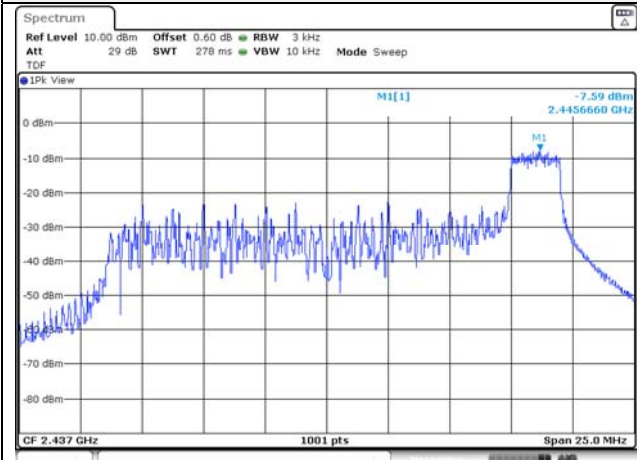
RU offset 4



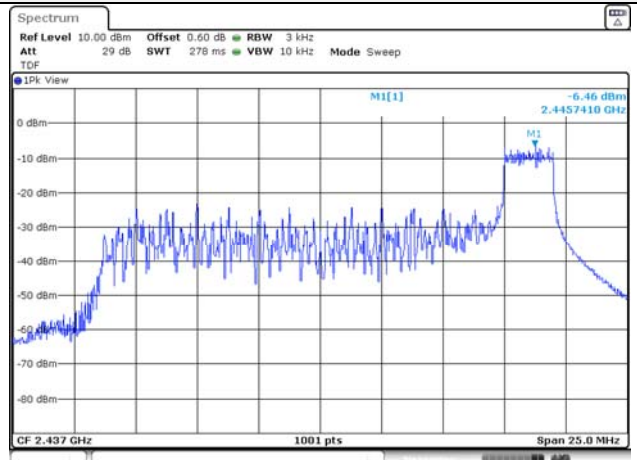
RU offset 4



RU offset 8



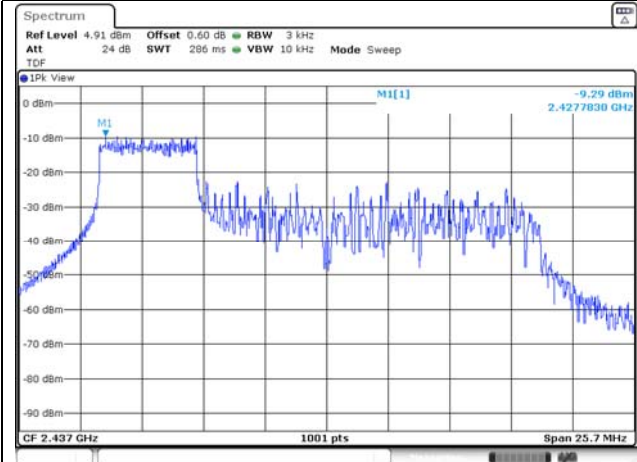
RU offset 8



52T / 2 437 MHz

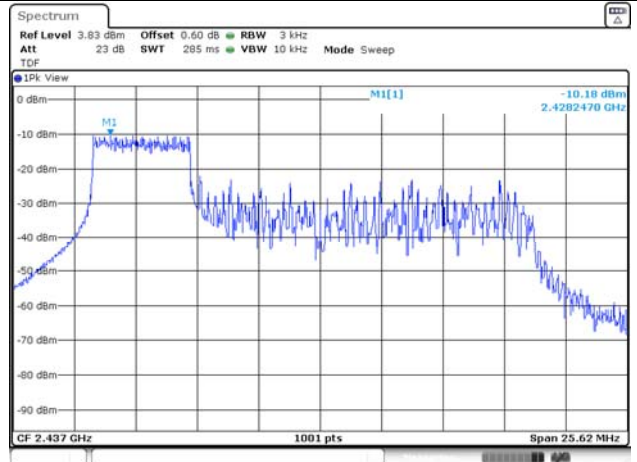
ANT 1

RU offset 37

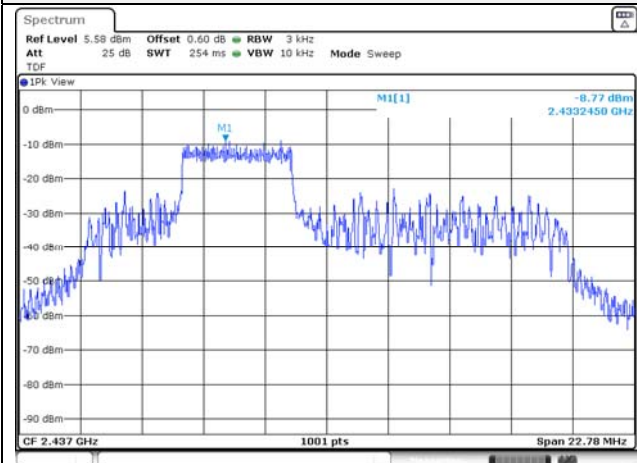


ANT 2

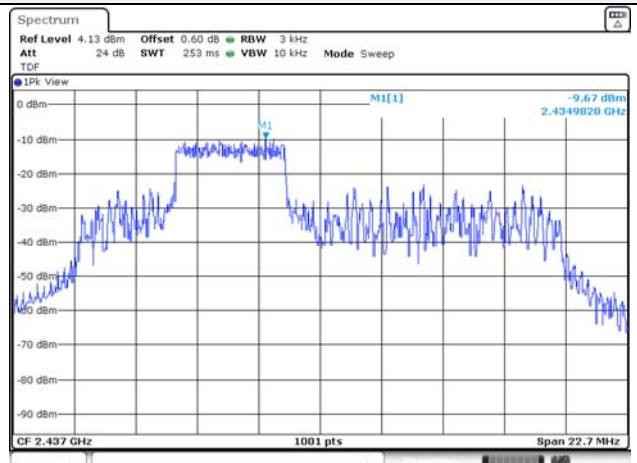
RU offset 37



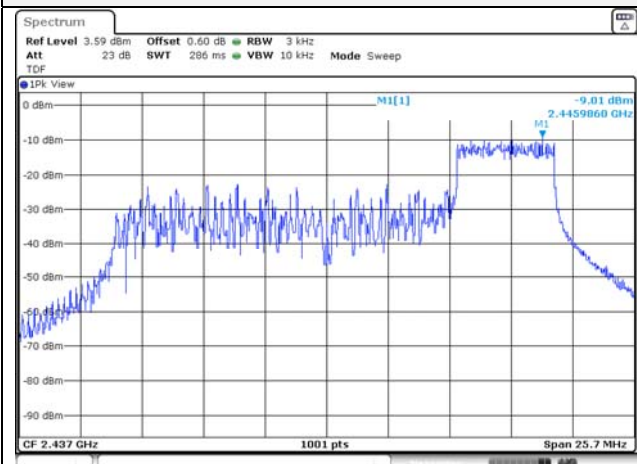
RU offset 38



RU offset 38



RU offset 40



RU offset 40

