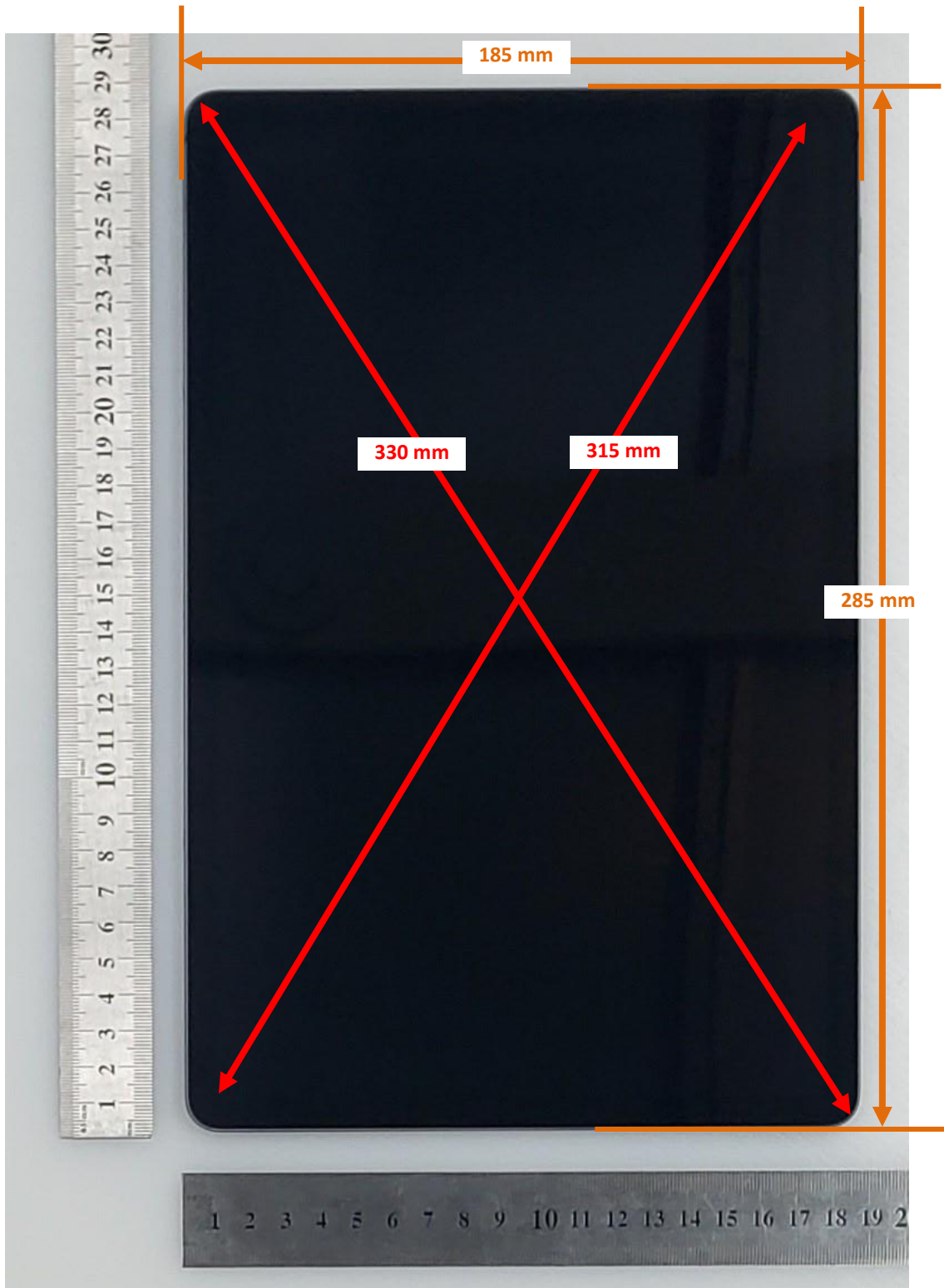


DUT and SAR Set-up Photos

Overall Dimensions



Front View of the DUT



Rear View of the DUT



Front View of the DUT_With ACC




Rear View of the DUT_With ACC



Setup Photos

Handset Vertical and Horizontal Reference Lines

Vertical
Center Line




Horizontal
Line

Standalone Exposure Conditions


Rear (17mm)




Rear (16mm)




Rear (0mm)




Edge 1 (20mm)



Edge 1 (19mm)




Edge 1 (0mm)



Edge 2 (9mm)




Edge 2 (0mm)



Edge 4 (6mm)



Edge 4 (0mm)




Corner A (15mm)



Corner A (0mm)



Corner B (13mm)




Corner B (0mm)




Standalone Exposure Conditions_ With ACC

Rear (0mm)




Edge 1 (0mm)



Edge 2 (0mm)



Edge 4 (0mm)



Antenna Dimensions & Separation Distances

(Antennas and wireless bands were indicated only those applied to SAR test.)

