

**HCT Co., Ltd.**

74, Seoicheon-ro 578beon-gil, Majang-myeon, Icheon-si, Gyeonggi-do, 17383 KOREA
Tel. +82 31 634 6300 Fax. +82 31 645 6401

Appendix A: Test Setup Photo

FCC ID.
A3LSMT727V

File No.	
HCT-RF-1905-FC037-P	HCT-RF-1905-FC038-P
HCT-RF-1905-FC039-P	HCT-RF-1905-FC040-P
HCT-RF-1905-FC041-P	HCT-RF-1905-FC042-P

REVISION HISTORY


The revision history for this document is shown in table.

Revision No.	Date of Issue	Description
0	June 05, 2019	Initial Release

File No.	HCT-RF-1905-FC037-P	HCT-RF-1905-FC038-P	HCT-RF-1905-FC039-P	HCT-RF-1905-FC040-P	HCT-RF-1905-FC041-P
	HCT-RF-1905-FC042-P				


1. Radiated Test Setup Photo


Radiated spurious emissions & Restricted Band Edge (Above 1 GHz)





File No.


HCT-RF-1905-FC037-P HCT-RF-1905-FC038-P HCT-RF-1905-FC039-P HCT-RF-1905-FC040-P HCT-RF-1905-FC041-P
HCT-RF-1905-FC042-P
















Radiated spurious emissions(Below 1GHz)















2. Conducted Test Setup Photo



3. DFS Test Setup Photo



4. AC Power Line Conducted Test Setup Photo

