

ANNEX A_ Test Setup Photo

1. Revision History


Rev. No.	Issue Date	Description
0	April 19, 2019	First approval report


2. Test Setup Photo No.

No.	File No.
1	HCT-RF-1904-FC029-P
2	HCT-RF-1904-FC030-P
3	HCT-RF-1904-FC031-P
4	HCT-RF-1904-FC032-P
5	HCT-RF-1904-FC033-P
6	HCT-RF-1904-FC034-P

1. Radiated Test Setup Photo


1GHz under:














With Keyboard Photo_1




With Keyboard Photo_2



With Charging Doc Photo_1




With Charging Doc Photo_2




1GHz above:
















With Keyboard Photo_1



With Keyboard Photo_2




With Charging Doc Photo_1




With Charging Doc Photo_2



2. Conducted Test Setup Photo



3. DFS Test Setup Photo



4. AC Power Line Conducted Test Setup Photo

Stand alone



Stand alone + Keyboard



Stand alone + Charging Doc

