

ANNEX A_ Test Setup Photo

1. Revision History

Rev. No.	Issue Date	Description
0	March 15, 2019	First approval report


2. Test Setup Photo No.


No.	File No.
1	HCT-RF-1903-FC027-P
2	HCT-RF-1903-FC028-P
3	HCT-RF-1903-FC029-P
4	HCT-RF-1903-FC030-P
5	HCT-RF-1903-FC031-P
6	HCT-RF-1903-FC032-P

1. Radiated Test Setup Photo


1GHz under:















With Keyboard Photo_1



With Keyboard Photo_2



With Charging Doc Photo_1



With Charging Doc Photo_2



1GHz above:















With Keyboard Photo_1



With Keyboard Photo_2




With Charging Doc Photo_1




With Charging Doc Photo_2



2. Conducted Test Setup Photo



3. DFS Test Setup Photo



4. AC Power Line Conducted Test Setup Photo

Stand alone



Stand alone + Keyboard



Stand alone + Charging Doc

