



# 1. Appendix: UNLICENSED BAND SETUP PHOTOS(Conducted Test)

## 1) CONDUCTED RF MEASUREMENT SETUP (DTS, UNII)





## 2) CONDUCTED RF MEASUREMENT SETUP (DFS)




## 2. Appendix: UNLICENSED BAND SETUP PHOTOS(Radiated Test)


### 1) RADIATED RF MEASUREMENT SETUP (BELOW 1 GHz)




BELOW 1 GHz FRONT TEST PHOTO(Y axis)




BELOW 1 GHz REAR TEST PHOTO(Y axis)





BELOW 1 GHz FRONT TEST PHOTO(Z axis)




BELOW 1 GHz REAR TEST PHOTO(Z axis)




2) RADIATED RF MEASUREMENT SETUP (ABOVE 1 GHz)




ABOVE 1 GHz FRONT TEST PHOTO(Y axis)




ABOVE 1 GHz REAR TEST PHOTO(Y axis)



ABOVE 1 GHz FRONT TEST PHOTO(Z axis)




ABOVE 1 GHz REAR TEST PHOTO(Z axis)




3) RADIATED RF MEASUREMENT SET-UP (Axis)

X AXIS PHOTO




Y AXIS PHOTO







Z AXIS PHOTO



4) AC LINE CONDUCTED MEASUREMENT SETUP



**END OF REPORT**