


## DUT and SAR Set-up Photos


### Overall Dimensions



Front View of the DUT



Rear View of the DUT




## Setup Photos

Handset Vertical and Horizontal Reference Lines


Vertical  
Center Line

Horizontal  
Line




## Standalone Exposure Conditions


Rear (0mm)



Rear (0mm) (Top Touch)



Rear (0mm) (Bottom Touch)



Rear (10mm)




Edge 2 (0mm)



Edge 3(0mm)





## Antenna Dimensions & Separation Distances

- ① Wi-Fi / BT Ant (TX & RX)
- ② Main 1 Ant (TX & RX)
  - WCDMA Band V, II
  - LTE Band 2, 4, 5, 12, 17
- ③ Main 2 Ant (TX & RX)
  - LTE Band 30
- ④ Sub 1 Ant (RX)
  - WCDMA Band V, II
  - LTE Band 2, 4, 5, 12, 17, 29
- ⑤ Sub 2 Ant (RX)
  - LTE Band 30

