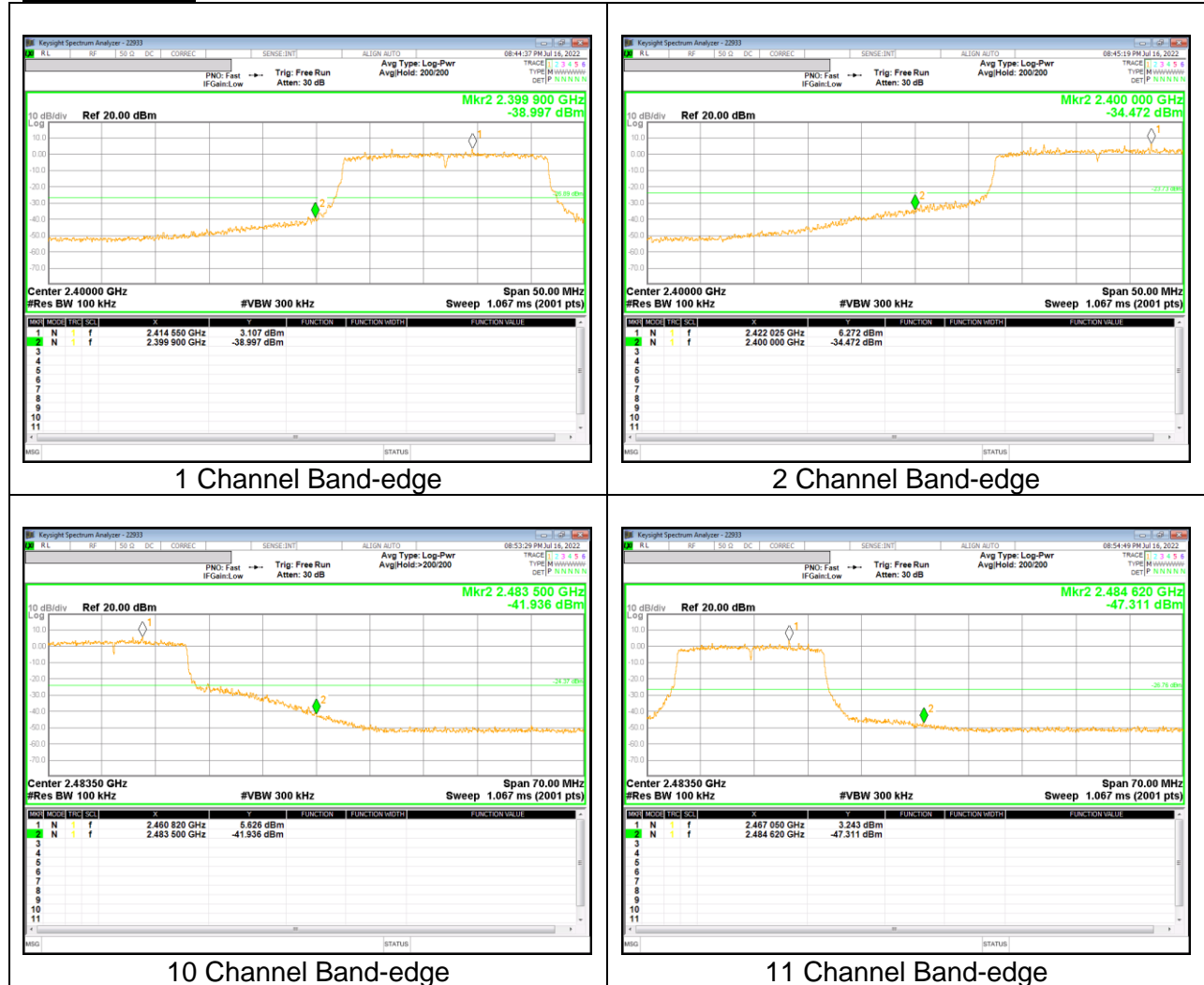
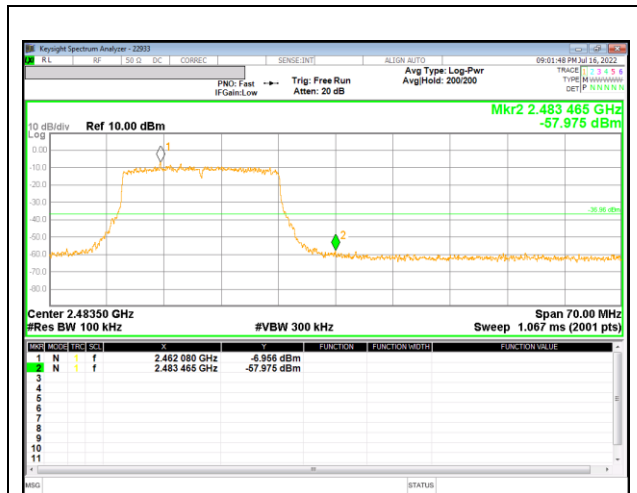
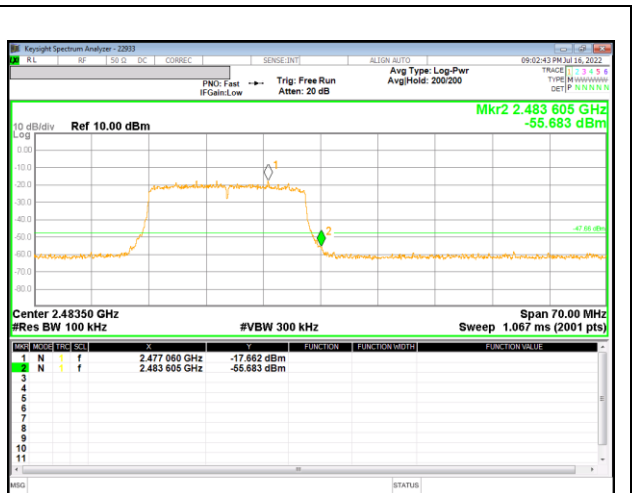


1TX Antenna 2

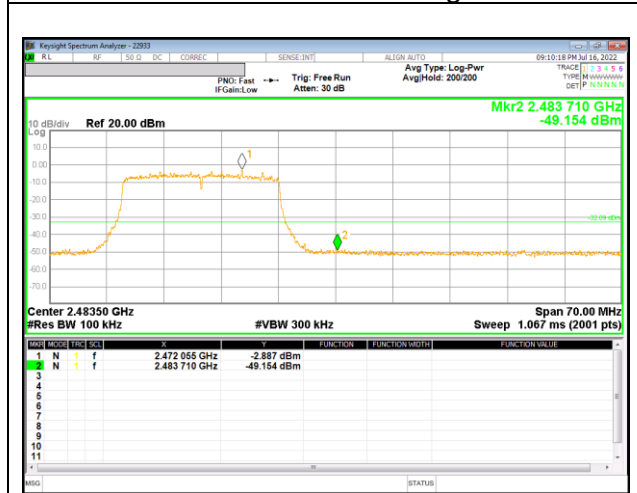




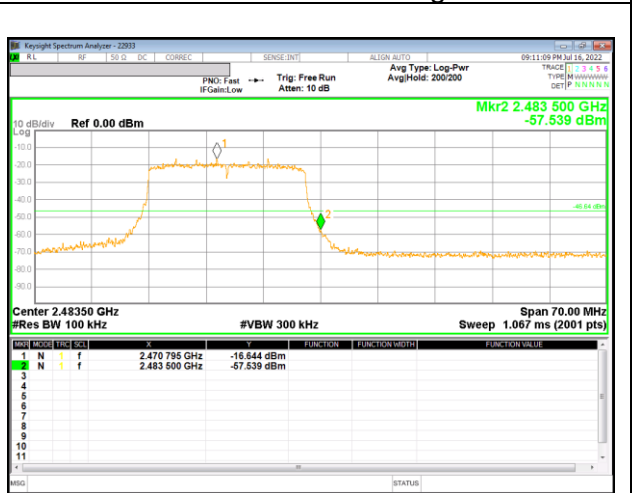
12 Channel Band-edge



13 Channel Band-edge



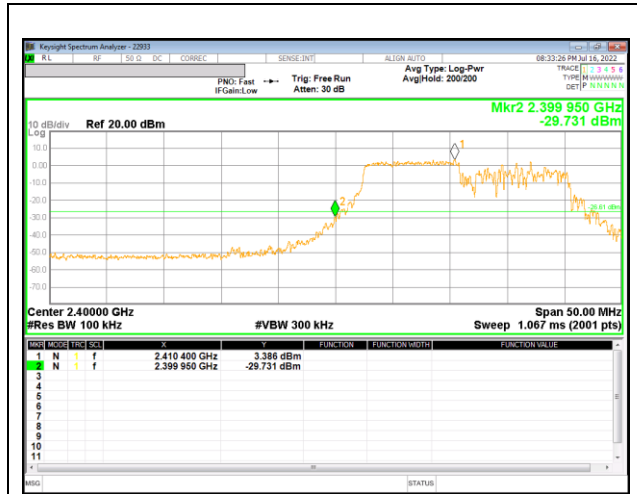
12 Channel Band-edge\_SISO



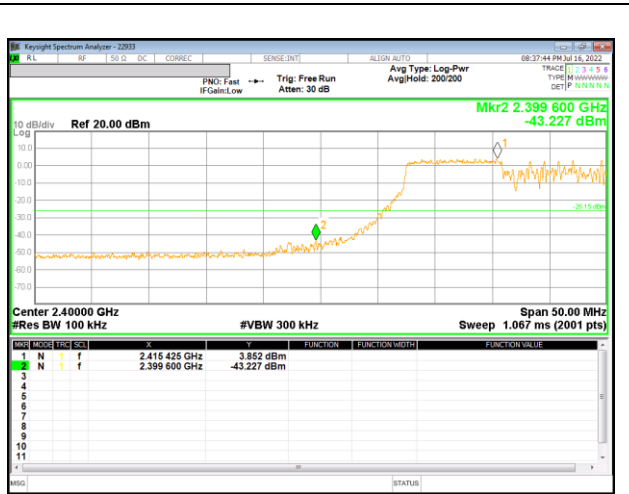
13 Channel Band-edge\_SISO

### 9.5.5. 802.11ax HE20(RU) MODE

#### 1TX Antenna 1 MODE



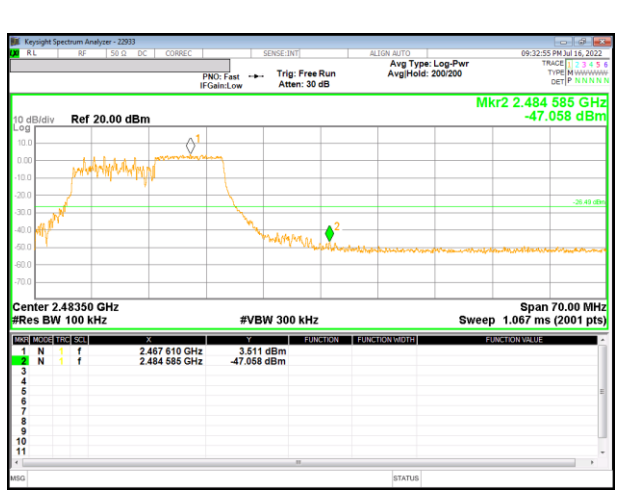
1 Channel Band-edge (106T 53RU)



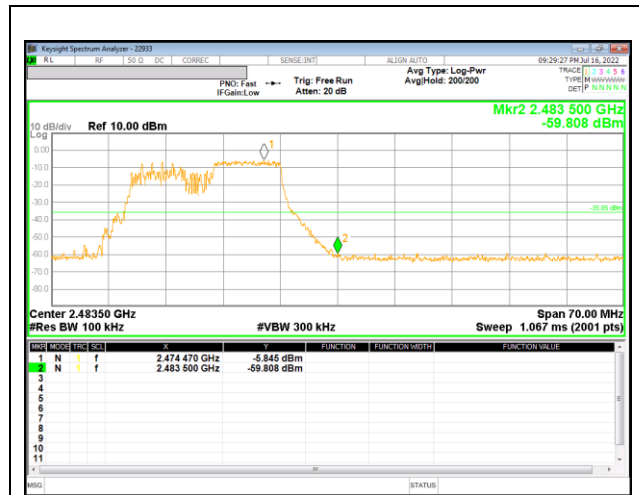
2 Channel Band-edge (106T 53RU)



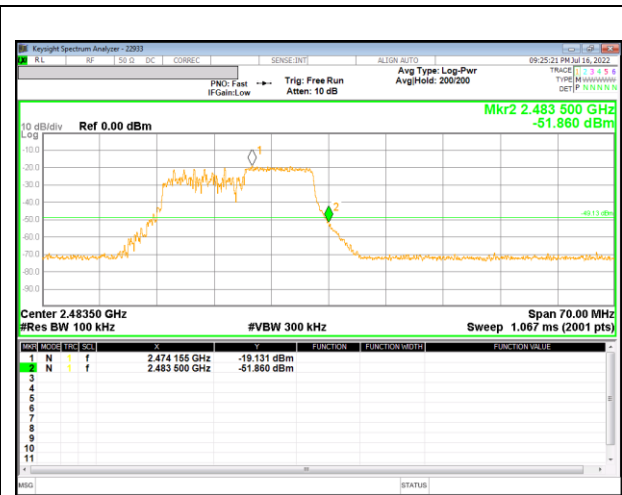
10 Channel Band-edge (26T 8RU)



11 Channel Band-edge (106T 54RU)



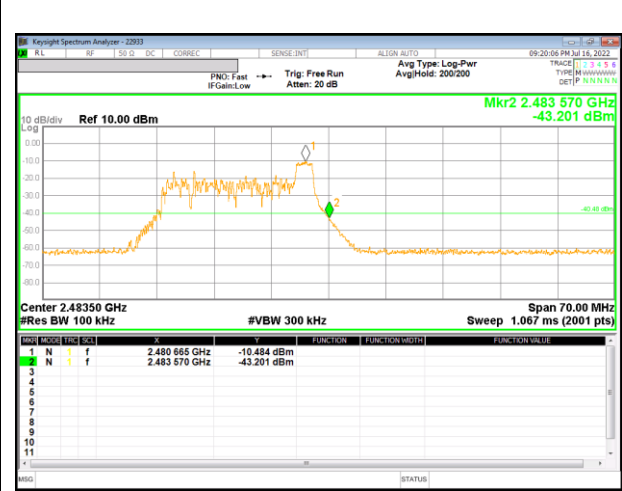
12 Channel Band-edge (106T 54RU)



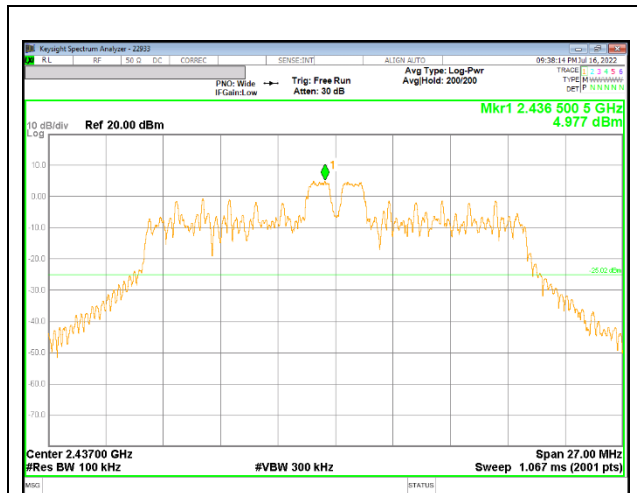
13 Channel Band-edge (106T 54RU)



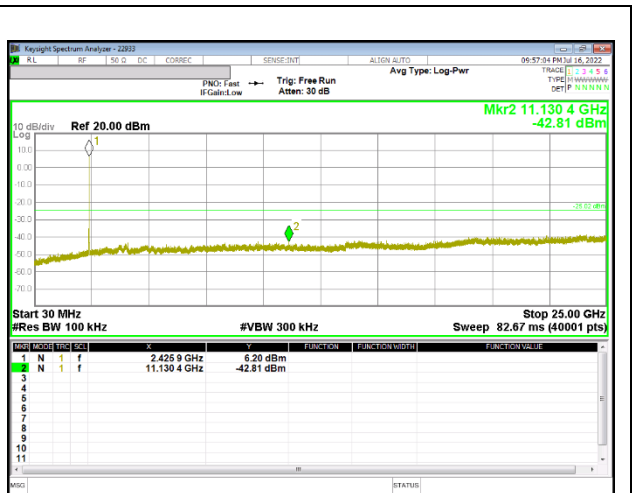
12 Channel Band-edge (106T 54RU)\_SISO



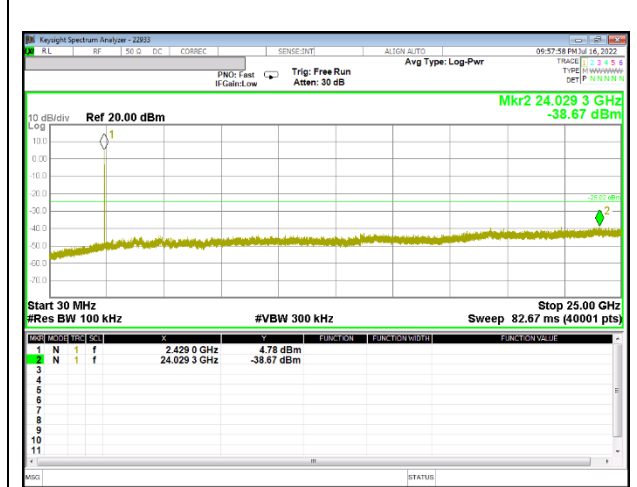
13 Channel Band-edge (26T 8RU)\_SISO



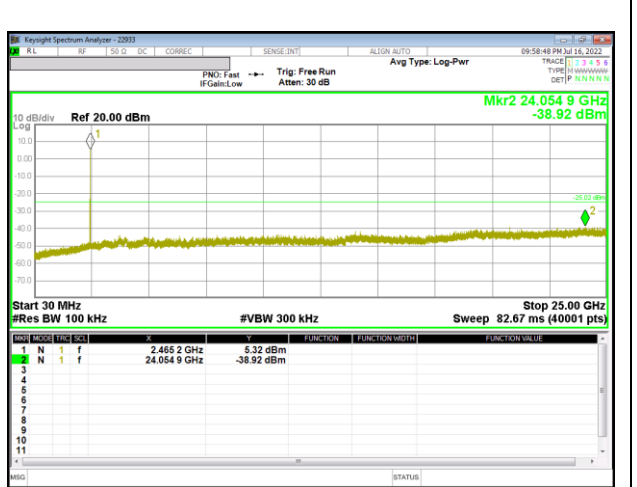
In-Band Reference Level



Out-Of-Band 2 Channel(8RU)

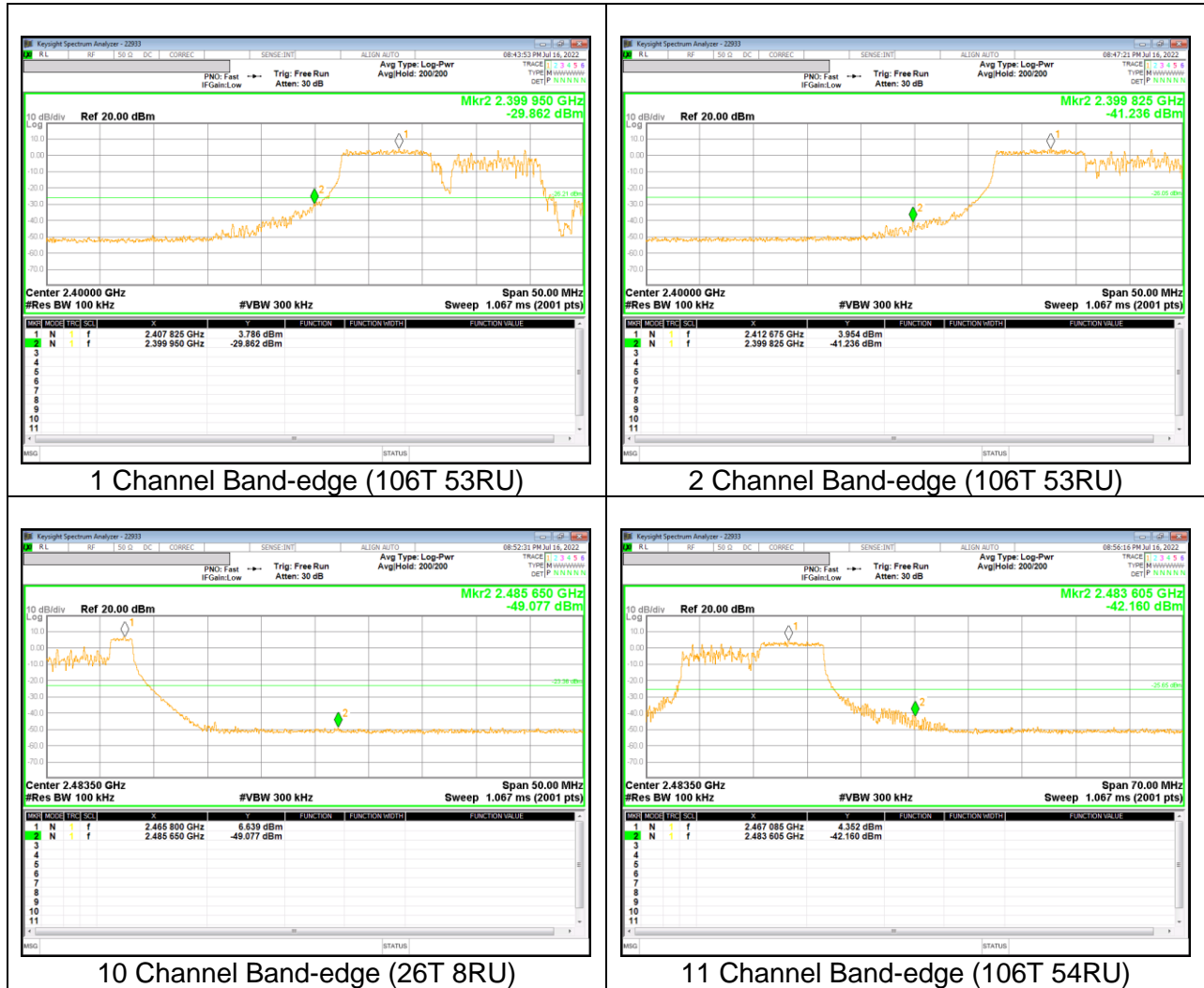


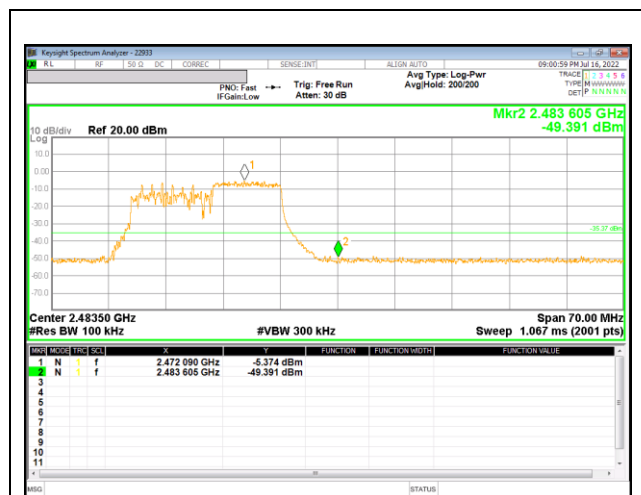
Out-Of-Band 6 Channel(0RU)



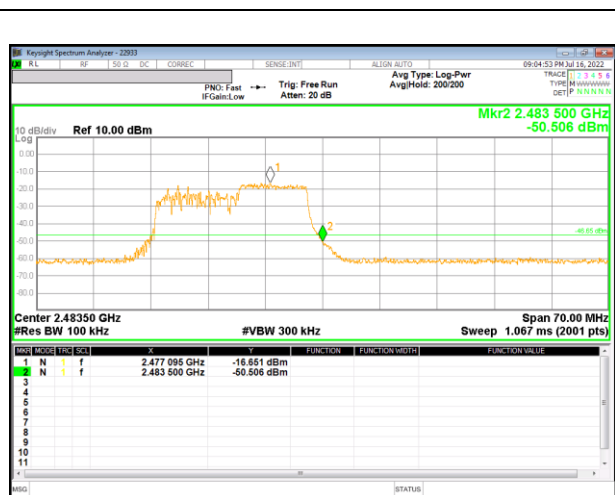
Out-Of-Band 10 Channel(8RU)

**1TX Antenna 2 MODE**





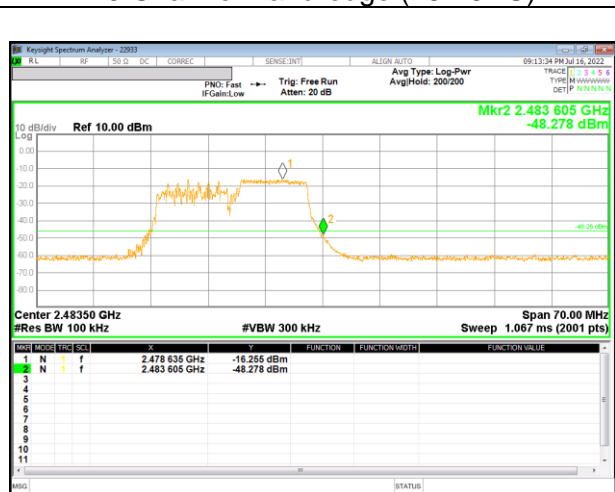
12 Channel Band-edge (106T 54RU)



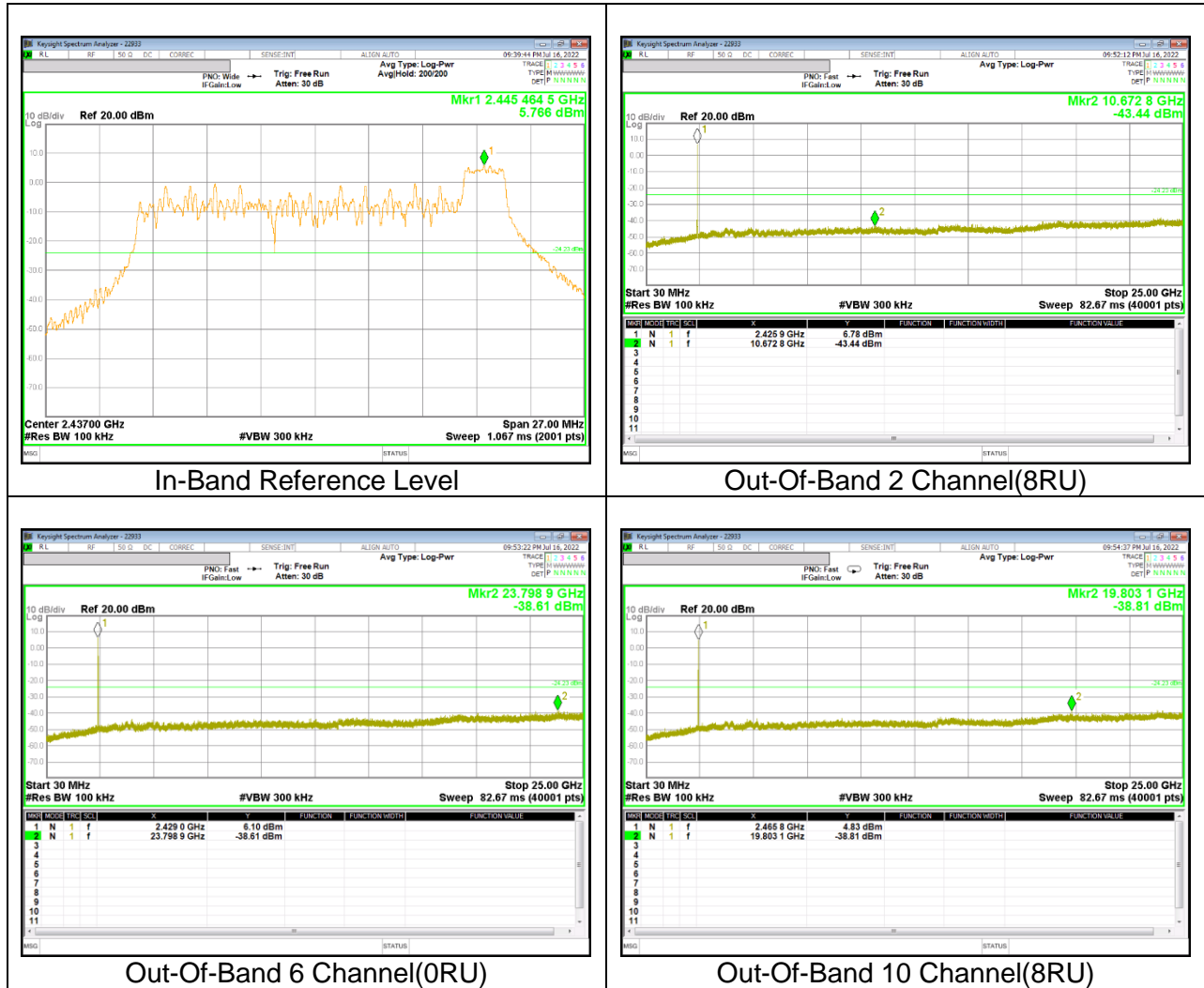
13 Channel Band-edge (26T 8RU)



12 Channel Band-edge (106T 54RU)\_SISO



13 Channel Band-edge (106T 54RU)\_SISO





## 10. RADIATED TEST RESULTS

### LIMITS

FCC §15.205 and §15.209

Limits for radiated disturbance of an intentional radiator		
Frequency range (MHz)	Limits (µV/m)	Measurement Distance (m)
0.009 – 0.490	2400 / F (kHz)	300
0.490 – 1.705	24000 / F (kHz)	30
1.705 – 30.0	30	30
30 – 88	100**	3
88 - 216	150**	3
216 – 960	200**	3
Above 960	500	3

\*\* Except as provided in paragraph (g), fundamental emissions from intentional radiators operating under this section shall not be located in the frequency bands 54-72 MHz, 76-88 MHz, 174-216 MHz or 470-806 MHz. However, operation within these frequency bands is permitted under other sections of this part, e.g. §§ 15.231 and 15.241.

FCC Part 15.205 (a) : Only spurious emissions are permitted in any of the frequency bands listed below :

MHz	MHz	MHz	MHz	GHz	GHz
0.009 – 0.110	8.41425 ~ 8.41475	108 ~ 121.94	1300 ~ 1427	4.5 ~ 5.15	14.47 ~ 14.5
0.495 – 0.505	12.29 ~ 12.293	123 ~ 138	1435 ~ 1626.5	5.35 ~ 5.46	15.35 ~ 16.2
2.1735 ~ 2.1905	12.51975 ~ 12.52025	149.9 ~ 150.05	1645.5 ~ 1646.5	7.25 ~ 7.75	17.7 ~ 21.4
4.125 ~ 4.128	12.57675 ~ 12.57725	156.52475 ~	1660 ~ 1710	8.025 ~ 8.5	22.01 ~ 23.12
4.17725 ~ 4.17775	13.36 ~ 13.41	156.52525	1718.8 ~ 1722.2	9.0 ~ 9.2	23.6 ~ 24.0
4.20725 ~ 4.20775	16.42 ~ 16.423	156.7 ~ 156.9	2200 ~ 2300	9.3 ~ 9.5	31.2 ~ 31.8
6.215 ~ 6.218	16.69475 ~ 16.69525	162.0125 ~	2310 ~ 2390	10.6 ~ 12.7	36.43 ~ 36.5
6.26775 ~ 6.26825	16.80425 ~ 16.80475	167.17	2483.5 ~ 2500	13.25 ~ 13.4	Above 38.6
6.31175 ~ 6.31225	25.5 ~ 25.67	167.72 ~ 173.2	2655 ~ 2900		
8.291 ~ 8.294	37.5 ~ 38.25	240 ~ 285	3260 ~ 3267		
8.362 ~ 8.366	73 ~ 74.6	322 ~ 335.4	3332 ~ 3339		
8.37625 ~ 8.38675	74.8 ~ 75.2	399.90 ~ 410	3345.8 ~ 3358		
		608 ~ 614	3600 ~ 4400		
		960 ~ 1240			

▪ FCC Part 15.205(b) : The field strength of emissions appearing within these frequency bands shall not exceed the limits shown in §15.209. At frequencies equal to or less than 1000 MHz, compliance with the limits in §15.209 shall be demonstrated using measurement instrumentation employing a CISPR quasi-peak detector. Above 1000 MHz, compliance with the emission limits in §15.209 shall be demonstrated based on the average value of the measured emissions. The provisions in §15.35 apply to these measurements.

## **TEST PROCEDURE**

The EUT is placed on a non-conducting table 80 cm above the ground plane for below 1 GHz and 150 cm for above 1 GHz. The antenna to EUT distance is 3 meters. The EUT is configured in accordance with ANSI C63.10. The EUT is set to transmit in a continuous mode.

For measurements below 1 GHz the resolution bandwidth is set to 100 kHz for peak detection measurements or 120 kHz for quasi-peak detection measurements. Peak detection is used unless otherwise noted as quasi-peak.

For measurements above 1 GHz the resolution bandwidth is set to 1 MHz; the video bandwidth is set to 3 MHz for peak measurements and add duty cycle factor for average measurements. (Restricted bandedge, Final detection of spurious harmonic emissions)

Duty cycle factor =  $10\log(1/x)$  For this sample:

802.11b SISO mode = 0 dB (duty cycle > 98%);  
802.11g MIMO mode = 0.16 dB (duty cycle = 96.39%);  
802.11n(HT20) MIMO mode = 0.09 dB (duty cycle = 97.89%);  
802.11ax(HE20) MIMO SU mode = 0 dB (duty cycle > 98%);  
802.11ax(HE20) MIMO 26 Tone mode = 0 dB (duty cycle > 98%);

Pre-scans to detect harmonic and spurious emissions, the resolution bandwidth is set to 1 MHz; the video bandwidth is set to 30 kHz for peak measurements.

The spectrum from 1 GHz to 26 GHz is investigated with the transmitter set to the lowest, middle, and highest channels in each applicable band.  
(From 30MHz to 1GHz, test was performed with the EUT set to transmit at the channel with highest output power)

The frequency range of interest is monitored at a fixed antenna height and EUT azimuth. The EUT is rotated through 360 degrees to maximize emissions received. The antenna is scanned from 1 to 4 meters above the ground plane to further maximize the emission. Measurements are made with the antenna polarized in both the vertical and the horizontal positions.

Note : Emission was pre-scanned from 9 kHz to 30 MHz; No emissions were detected which was at least 20dB below the specification limit (consider distance correction factor).  
Per FCC part 15.31(o), test results were not reported.

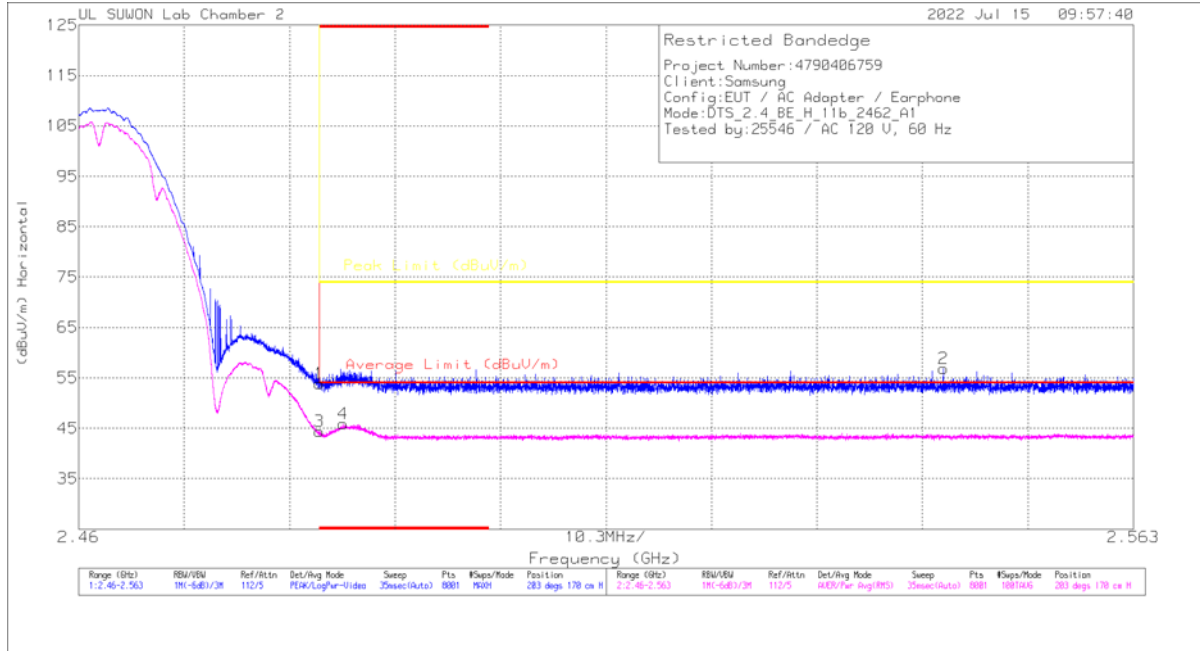
Although these tests were performed other than open area test site, adequate comparison measurements were confirmed against 30 m open are test site.  
Therefore sufficient tests were made to demonstrate that the alternative site produces results that correlate with the one of tests made in an open field based on KDB 414788.

## 10.1. TRANSMITTER ABOVE 1 GHz

### 10.1.1. TX ABOVE 1 GHz 802.11b MODE IN THE 2.4 GHz BAND

#### BAND EDGE (ANT1 WORST CASE: 11 CHANNEL)

#### HORIZONTAL RESULT



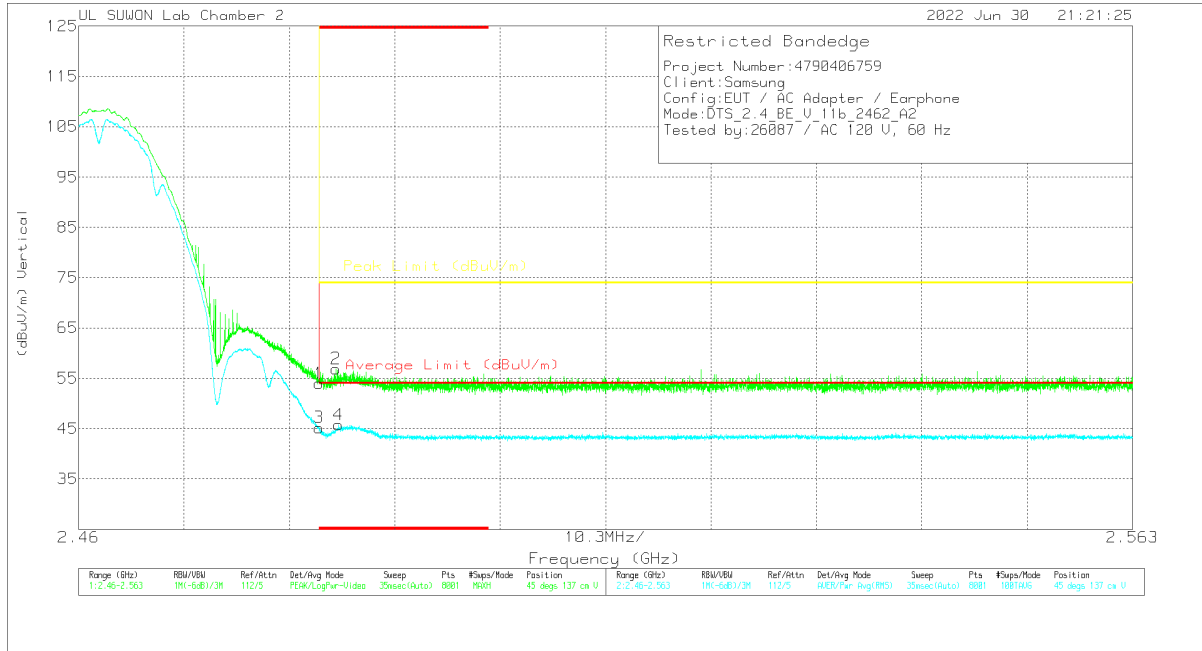
#### Trace Markers

Marker	Frequency (GHz)	Meter Reading (dBuV)	Det	3117_00168724	10dB_ATT[dB]	DC Corr (dB)	Corrected Reading (dBuV/m)	Average Limit (dBuV/m)	Margin (dB)	Peak Limit (dBuV/m)	PK Margin (dB)	Azimuth (Degs)	Height (cm)	Polarity
1	* 2.48351	41.44	PK	32	-19.6	0	53.84	-	-	74	-20.16	203	170	H
2	2.54443	44.27	PK	32.1	-19.5	0	56.87	-	-	74	-17.13	203	170	H
3	* 2.48351	32.02	RMS	32	-19.6	0	44.42	54	-8.58	-	-	203	170	H
4	* 2.48558	33.51	RMS	32	-19.6	0	45.91	54	-8.09	-	-	203	170	H

\* - indicates frequency in CFR47 Pt 15 / IC RSS-Restricted Band  
 PK - Peak detector  
 RMS - RMS detection

**BAND EDGE (ANT2 WORST CASE: 11 CHANNEL)**

**VERTICAL RESULT**



**Trace Markers**

Marker	Frequency (GHz)	Meter Reading (dBuV)	Det	3117_00168724	10dB_ATT[dB]	DC Corr (dB)	Corrected Reading (dBuV/m)	Average Limit (dBuV/m)	Margin (dB)	Peak Limit (dBuV/m)	PK Margin (dB)	Azimuth (Degs)	Height (cm)	Polarity
1	* 2.48351	41.61	Pk	32	-19.6	0	54.01	-	-	74	-19.99	45	137	V
2	* 2.48513	44.52	Pk	32	-19.6	0	56.92	-	-	74	-17.08	45	137	V
3	* 2.48351	32.81	RMS	32	-19.6	0	45.21	54	-8.79	-	-	45	137	V
4	* 2.48538	33.34	RMS	32	-19.6	0	45.74	54	-8.26	-	-	45	137	V

\* - indicates frequency in CFR47 Pt 15 / IC RSS-Restricted Band  
 Pk - Peak detector  
 RMS - RMS detection

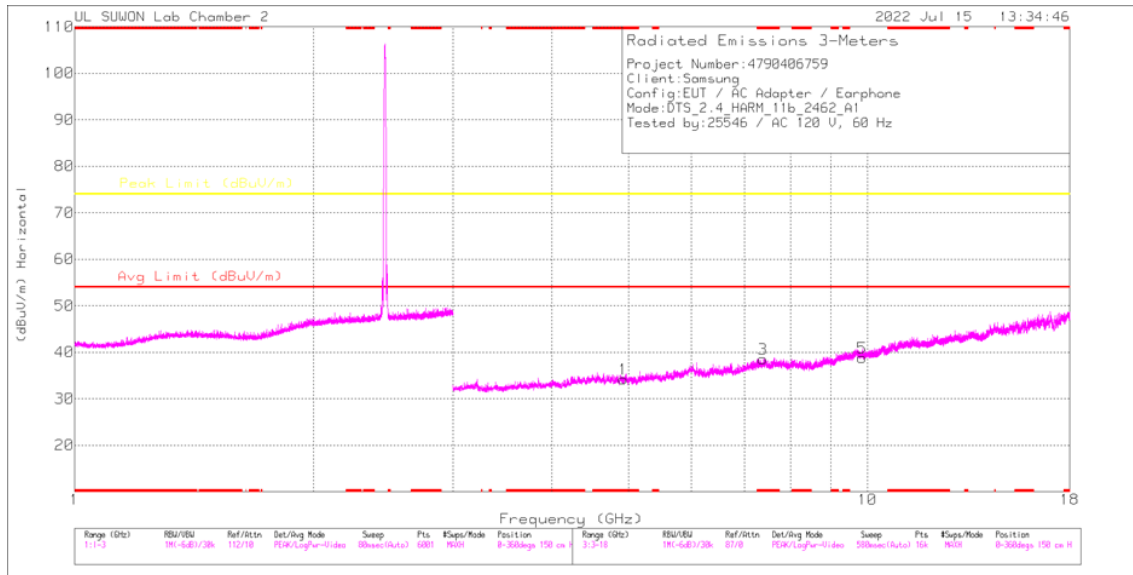
### BANEDGE TEST DATA

Freq. [MHz]	Antenna	Frequency [GHz]	Reading [dBuV]	Detector Mode	ANT Factor	Loss [dB]	DC Corr [dB]	Result [dBuV/m]	AV Limit [dBuV/m]	AV Margin [dB]	PK Limit [dBuV/m]	PK Margin [dB]	Azimuth [Degs]	Height [cm]	Polarity	
2412	ANT1	* 2.39	41.15	Pk	31.90	-19.70	0.00	53.35	-	-	74.00	-20.65	54	109	H	
		* 2.38719	44.02	Pk	31.90	-19.60	0.00	56.32	-	-	74.00	-17.68	54	109	H	
		* 2.39	31.22	RMS	31.90	-19.70	0.00	43.42	54.00	-10.58	-	-	-	54	109	H
		* 2.38714	32.28	RMS	31.90	-19.60	0.00	44.58	54.00	-9.42	-	-	-	54	109	H
		* 2.39	40.92	Pk	31.90	-19.70	0.00	53.12	-	-	74.00	-20.88	74	371	V	
		* 2.35491	43.58	Pk	31.80	-19.60	0.00	55.78	-	-	74.00	-18.22	74	371	V	
		* 2.39	30.98	RMS	31.90	-19.70	0.00	43.18	54.00	-10.82	-	-	-	74	371	V
		* 2.38767	31.49	RMS	31.90	-19.50	0.00	43.89	54.00	-10.11	-	-	-	74	371	V
2462	ANT1	* 2.48351	41.44	Pk	32.00	-19.60	0.00	53.84	-	-	74.00	-20.16	203	170	H	
		2.544	44.27	Pk	32.10	-19.50	0.00	56.87	-	-	74.00	-17.13	203	170	H	
		* 2.48351	32.02	RMS	32.00	-19.60	0.00	44.42	54.00	-9.58	-	-	-	203	170	H
		* 2.4858	33.51	RMS	32.00	-19.60	0.00	45.91	54.00	-8.09	-	-	-	203	170	H
		* 2.48351	40.48	Pk	32.00	-19.60	0.00	52.88	-	-	74.00	-21.12	166	346	V	
		* 2.543	43.87	Pk	32.10	-19.50	0.00	56.47	-	-	74.00	-17.53	166	346	V	
		* 2.48351	31.10	RMS	32.00	-19.60	0.00	43.50	54.00	-10.50	-	-	-	166	346	V
		* 2.48596	32.00	RMS	32.00	-19.60	0.00	44.40	54.00	-9.60	-	-	-	166	346	V
2467	ANT1	* 2.48351	40.44	Pk	32.00	-19.60	0.00	52.84	-	-	74.00	-21.16	206	141	H	
		2.540	43.62	Pk	32.10	-19.40	0.00	56.32	-	-	74.00	-17.68	206	141	H	
		* 2.48351	31.05	RMS	32.00	-19.60	0.00	43.45	54.00	-10.55	-	-	-	206	141	H
		* 2.543	31.52	RMS	32.10	-19.50	0.00	44.12	54.00	-9.88	-	-	-	206	141	H
		* 2.48351	41.63	Pk	32.00	-19.60	0.00	54.03	-	-	74.00	-19.97	165	346	V	
		* 2.507	43.69	Pk	32.10	-19.60	0.00	56.19	-	-	74.00	-17.81	165	346	V	
		* 2.48351	30.69	RMS	32.00	-19.60	0.00	43.09	54.00	-10.91	-	-	-	165	346	V
		2.556	31.23	RMS	32.20	-19.30	0.00	44.13	54.00	-9.87	-	-	-	165	346	V
2472	ANT1	* 2.48351	41.22	Pk	32.00	-19.60	0.00	53.62	-	-	74.00	-20.38	207	192	H	
		2.557	43.77	Pk	32.20	-19.40	0.00	56.57	-	-	74.00	-17.43	207	192	H	
		* 2.48351	30.97	RMS	32.00	-19.60	0.00	43.37	54.00	-10.63	-	-	-	207	192	H
		2.561	31.45	RMS	32.20	-19.50	0.00	44.15	54.00	-9.85	-	-	-	207	192	H
		* 2.48351	39.62	Pk	32.00	-19.60	0.00	52.02	-	-	74.00	-21.98	185	345	V	
		* 2.49999	43.80	Pk	32.10	-19.50	0.00	56.40	-	-	74.00	-17.60	185	345	V	
		* 2.48351	31.04	RMS	32.00	-19.60	0.00	43.44	54.00	-10.56	-	-	-	185	345	V
		2.556	31.16	RMS	32.20	-19.30	0.00	44.06	54.00	-9.94	-	-	-	185	345	V
Freq. [MHz]	Antenna	Frequency [GHz]	Reading [dBuV]	Detector Mode	ANT Factor	Loss [dB]	DC Corr [dB]	Result [dBuV/m]	AV Limit [dBuV/m]	AV Margin [dB]	PK Limit [dBuV/m]	PK Margin [dB]	Azimuth [Degs]	Height [cm]	Polarity	
2412	ANT2	* 2.39	41.71	Pk	31.90	-19.70	0.00	53.91	-	-	74.00	-20.09	240	125	H	
		* 2.38707	43.91	Pk	31.90	-19.60	0.00	56.21	-	-	74.00	-17.79	240	125	H	
		* 2.39	30.68	RMS	31.90	-19.70	0.00	42.88	54.00	-11.12	-	-	-	240	125	H
		* 2.38758	31.98	RMS	31.90	-19.50	0.00	44.38	54.00	-9.62	-	-	-	240	125	H
		* 2.39	40.89	Pk	31.90	-19.70	0.00	53.09	-	-	74.00	-20.91	45	100	V	
		* 2.38639	43.86	Pk	31.90	-19.60	0.00	56.16	-	-	74.00	-17.84	45	100	V	
		* 2.39	31.33	RMS	31.90	-19.70	0.00	43.53	54.00	-10.47	-	-	-	45	100	V
		* 2.38749	32.85	RMS	31.90	-19.50	0.00	45.25	54.00	-8.75	-	-	-	45	100	V
2462	ANT2	* 2.48351	41.36	Pk	32.00	-19.60	0.00	53.76	-	-	74.00	-20.24	238	142	H	
		2.562	44.46	Pk	32.20	-19.50	0.00	57.16	-	-	74.00	-16.84	238	142	H	
		* 2.48351	31.23	RMS	32.00	-19.60	0.00	43.63	54.00	-10.37	-	-	-	238	142	H
		* 2.48769	31.72	RMS	32.10	-19.60	0.00	44.22	54.00	-9.78	-	-	-	238	142	H
		* 2.48351	41.61	Pk	32.00	-19.60	0.00	54.01	-	-	74.00	-19.99	45	137	V	
		* 2.48513	44.52	Pk	32.00	-19.60	0.00	56.92	-	-	74.00	-17.08	45	137	V	
		* 2.48351	32.81	RMS	32.00	-19.60	0.00	45.21	54.00	-8.79	-	-	-	45	137	V
		* 2.48538	33.34	RMS	32.00	-19.60	0.00	45.74	54.00	-8.26	-	-	-	45	137	V
2467	ANT2	* 2.48351	40.08	Pk	32.00	-19.60	0.00	52.48	-	-	74.00	-21.52	253	118	H	
		2.522	44.02	Pk	32.10	-19.50	0.00	56.62	-	-	74.00	-17.38	253	118	H	
		* 2.48351	30.70	RMS	32.00	-19.60	0.00	43.10	54.00	-10.90	-	-	-	253	118	H
		* 2.556	31.20	RMS	32.20	-19.30	0.00	44.10	54.00	-9.90	-	-	-	253	118	H
		* 2.48351	42.13	Pk	32.00	-19.60	0.00	54.53	-	-	74.00	-19.47	145	206	V	
		* 2.521	43.48	Pk	32.10	-19.50	0.00	56.08	-	-	74.00	-17.92	145	206	V	
		* 2.48351	30.31	RMS	32.00	-19.60	0.00	42.71	54.00	-11.29	-	-	-	145	206	V
		2.557	31.29	RMS	32.20	-19.40	0.00	44.09	54.00	-9.91	-	-	-	145	206	V
2472	ANT2	* 2.48351	39.62	Pk	32.00	-19.60	0.00	52.02	-	-	74.00	-21.98	237	158	H	
		2.559	43.63	Pk	32.20	-19.50	0.00	56.33	-	-	74.00	-17.67	237	158	H	
		* 2.48351	30.72	RMS	32.00	-19.60	0.00	43.12	54.00	-10.88	-	-	-	237	158	H
		2.556	31.25	RMS	32.20	-19.30	0.00	44.15	54.00	-9.85	-	-	-	237	158	H
		* 2.48351	41.14	Pk	32.00	-19.60	0.00	53.54	-	-	74.00	-20.46	89	228	V	
		* 2.49277	44.40	Pk	32.10	-19.50	0.00	57.00	-	-	74.00	-17.00	89	228	V	
		* 2.48351	30.71	RMS	32.00	-19.60	0.00	43.11	54.00	-10.89	-	-	-	89	228	V
		2.504	31.53	RMS	32.10	-19.60	0.00	44.03	54.00	-9.97	-	-	-	89	228	V

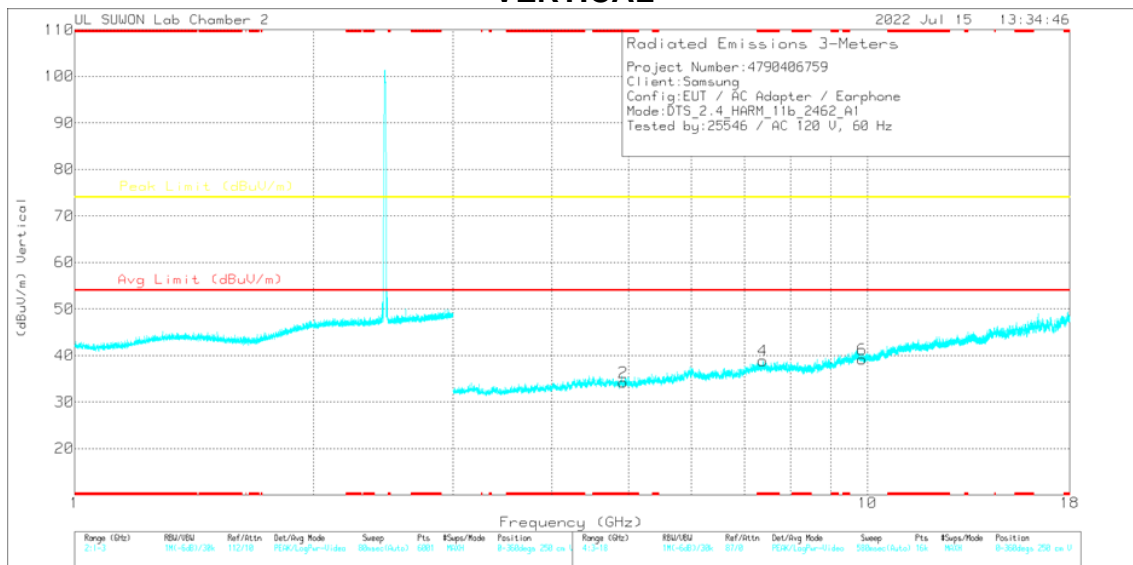
Note1. Pk - Peak detector, RMS - RMS detector  
Note2. \* - indicates frequency in CFR47 Pt 15 / IC RSS-Restricted Band

# HARMONICS AND SPURIOUS EMISSIONS (ANT1 WORST CASE: 11 CHANNEL) RESULTS

## HORIZONTAL



## VERTICAL



Note: Emission was scanned up to 26GHz; No emissions were detected above the noise floor which was at least 20dB below the specification limit.

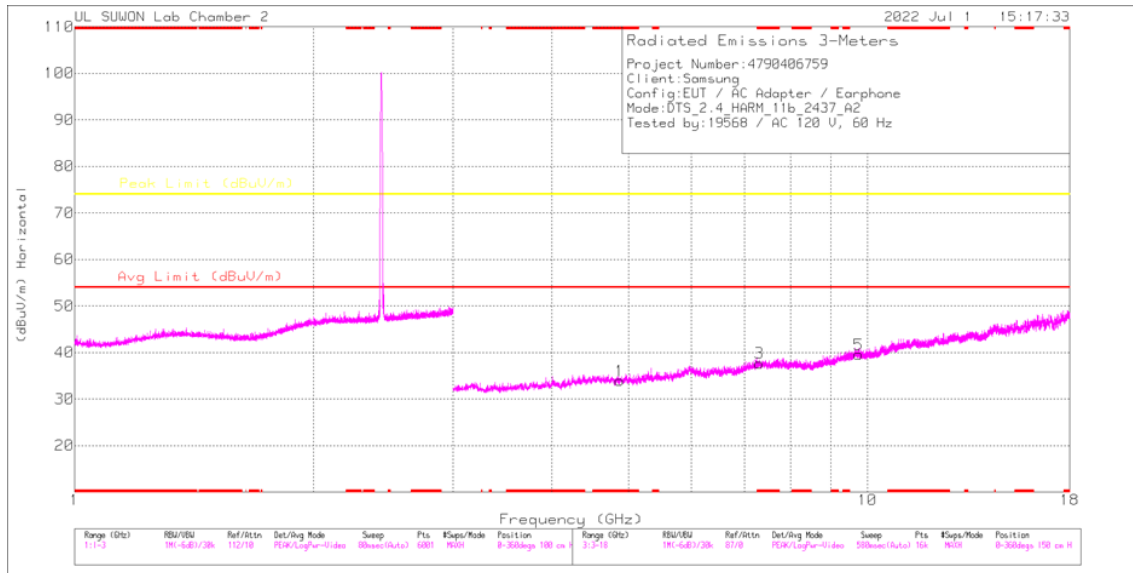
### Radiated Emissions

Frequency (GHz)	Meter Reading (dBuV)	Det	3117_0016872_4	3GHz_HP[dB]	DC Corr (dB)	Corrected Reading (dBuV/m)	Avg Limit (dBuV/m)	Margin (dB)	Peak Limit (dBuV/m)	Margin (dB)	Azimuth (Degs)	Height (cm)	Polarity
* 4.91881	35.95	PK2	34.1	-27.3	0	42.75	-	-	74	-31.25	360	100	H
* 4.92913	36.38	PK2	34.1	-27.2	0	43.28	-	-	74	-30.72	360	100	V
* 7.38767	36.22	PK2	36.1	-23.9	0	48.42	-	-	74	-25.58	252	103	H
* 7.38485	25.26	MAv1	36.1	-23.8	0	37.56	54	-16.44	-	-	252	103	H
* 7.38395	36.22	PK2	36.1	-23.8	0	48.52	-	-	74	-25.48	15	103	V
* 7.38503	25.73	MAv1	36.1	-23.8	0	38.03	54	-15.97	-	-	15	103	V
9.85319	32.48	PK2	37.3	-21.5	0	48.28	-	-	74	-25.72	360	100	H
9.84436	32.82	PK2	37.3	-21.5	0	48.62	-	-	74	-25.38	360	100	V

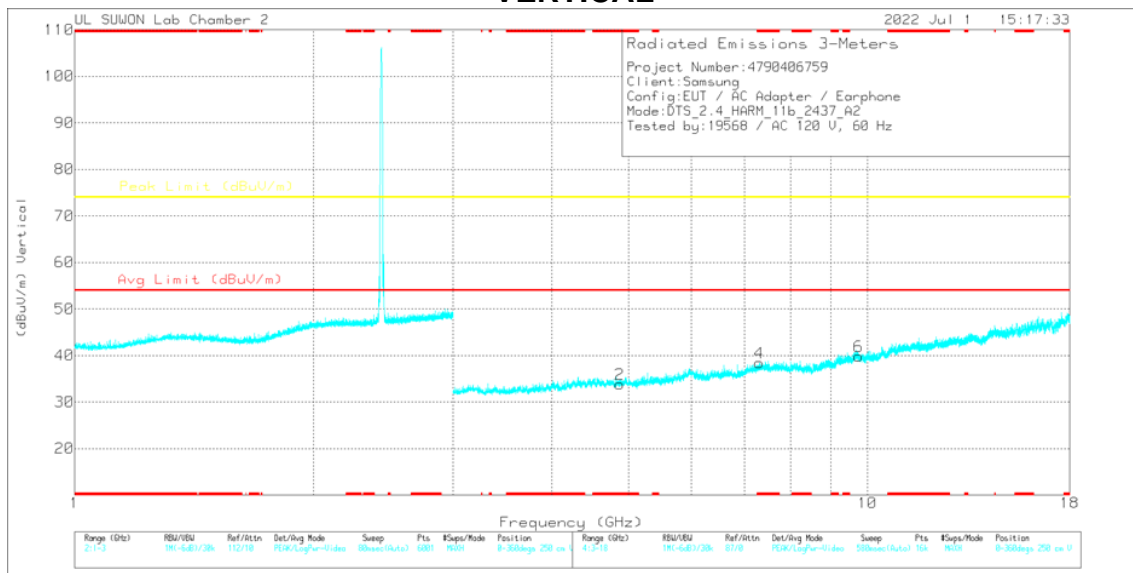
\* - indicates frequency in CFR47 Pt 15 / IC RSS-Restricted Band  
 PK2 - KDB558074 Method: Maximum Peak  
 MAv1 - KDB558074 Option 1 Maximum RMS Average

## HARMONICS AND SPURIOUS EMISSIONS (ANT2 WORST CASE: 6 CHANNEL) RESULTS

### HORIZONTAL



### VERTICAL



Note: Emission was scanned up to 26GHz; No emissions were detected above the noise floor which was at least 20dB below the specification limit.

### Radiated Emissions

Frequency (GHz)	Meter Reading (dBuV)	Det	3117_00168724	3GHz_HP[dB]	DC Corr (dB)	Corrected Reading (dBuV/m)	Avg Limit (dBuV/m)	Margin (dB)	Peak Limit (dBuV/m)	Margin (dB)	Azimuth (Degs)	Height (cm)	Polarity
* 4.87748	37.41	PK2	34.1	-27.7	0	43.81	-	-	74	-30.19	0	100	H
* 4.87215	37.2	PK2	34.1	-27.7	0	43.6	-	-	74	-30.4	0	100	V
* 7.31781	35.84	PK2	36.1	-24.6	0	47.34	-	-	74	-26.66	0	100	H
* 7.31002	35.4	PK2	36.2	-24.6	0	47	-	-	74	-27	0	100	V
9.7515	32.28	PK2	37.2	-20.9	0	48.58	-	-	74	-25.42	0	100	H
9.75522	32.52	PK2	37.2	-20.9	0	48.82	-	-	74	-25.18	0	100	V

\* - indicates frequency in CFR47 Pt 15 / IC RSS-Restricted Band  
 PK2 - KDB558074 Method: Maximum Peak

**HARMONICS AND SPURIOUS EMISSIONS TEST DATA**

Freq. [MHz]	Antenna	Frequency [GHz]	Reading [dBuV]	Detector Mode	ANT Factor	Loss [dB]	DC Corr [dB]	Result [dBuV/m]	AV Limit [dBuV/m]	AV Margin [dB]	PK Limit [dBuV/m]	PK Margin [dB]	Azimuth [Degs]	Height [cm]	Polarity
2412	ANT1	* 4.82023	37.37	PK2	34.10	-27.80	0.00	43.67	-	-	74.00	-30.33	360	100	H
		* 4.82949	36.88	PK2	34.10	-27.80	0.00	43.18	-	-	74.00	-30.82	360	100	V
		7.227	34.85	PK2	36.20	-25.20	0.00	45.85	-	-	74.00	-28.15	360	100	H
		7.239	35.59	PK2	36.20	-25.30	0.00	46.49	-	-	74.00	-27.51	360	100	V
		9.642	32.30	PK2	37.00	-21.10	0.00	48.20	-	-	74.00	-25.80	360	100	H
		9.642	32.21	PK2	37.00	-21.10	0.00	48.11	-	-	74.00	-25.89	360	100	V
2437	ANT1	* 4.86661	37.08	PK2	34.10	-27.80	0.00	43.38	-	-	74.00	-30.62	360	100	H
		* 4.88332	36.66	PK2	34.10	-27.60	0.00	43.16	-	-	74.00	-30.84	360	100	V
		* 7.31148	35.35	PK2	36.20	-24.60	0.00	46.95	-	-	74.00	-27.05	360	100	H
		* 7.31088	35.61	PK2	36.20	-24.60	0.00	47.21	-	-	74.00	-26.79	360	100	V
		9.756	32.29	PK2	37.20	-20.90	0.00	48.59	-	-	74.00	-25.41	360	100	H
		9.744	32.39	PK2	37.20	-20.90	0.00	48.69	-	-	74.00	-25.31	360	100	V
2462	ANT1	* 4.91881	35.95	PK2	34.10	-27.30	0.00	42.75	-	-	74.00	-31.25	360	100	H
		* 4.92913	36.38	PK2	34.10	-27.20	0.00	43.28	-	-	74.00	-30.72	360	100	V
		* 7.38767	36.22	PK2	36.10	-23.90	0.00	48.42	-	-	74.00	-25.58	252	103	H
		* 7.38485	25.26	MAV1	36.10	-23.80	0.00	37.56	54.00	-16.44	-	-	252	103	H
		* 7.38395	36.22	PK2	36.10	-23.80	0.00	48.52	-	-	74.00	-25.48	15	103	V
		* 7.38503	25.73	MAV1	36.10	-23.80	0.00	38.03	54.00	-15.97	-	-	15	103	V
		9.853	32.48	PK2	37.30	-21.50	0.00	48.28	-	-	74.00	-25.72	360	100	H
		9.844	32.82	PK2	37.30	-21.50	0.00	48.62	-	-	74.00	-25.38	360	100	V
2412	ANT2	* 4.81752	36.69	PK2	34.10	-27.80	0.00	42.99	-	-	74.00	-31.01	0	100	H
		* 4.82616	37.16	PK2	34.10	-27.80	0.00	43.46	-	-	74.00	-30.54	0	100	V
		7.245	36.30	PK2	36.20	-25.20	0.00	47.30	-	-	74.00	-26.70	0	100	H
		7.228	35.38	PK2	36.20	-25.20	0.00	46.38	-	-	74.00	-27.62	0	100	V
		9.647	32.18	PK2	37.00	-21.00	0.00	48.18	-	-	74.00	-25.82	0	100	H
		9.642	32.78	PK2	37.00	-21.10	0.00	48.68	-	-	74.00	-25.32	0	100	V
2437	ANT2	* 4.87748	37.41	PK2	34.10	-27.70	0.00	43.81	-	-	74.00	-30.19	0	100	H
		* 4.87215	37.20	PK2	34.10	-27.70	0.00	43.60	-	-	74.00	-30.40	0	100	V
		* 7.31781	35.84	PK2	36.10	-24.60	0.00	47.34	-	-	74.00	-26.66	0	100	H
		* 7.31002	35.40	PK2	36.20	-24.60	0.00	47.00	-	-	74.00	-27.00	0	100	V
		9.752	32.28	PK2	37.20	-20.90	0.00	48.58	-	-	74.00	-25.42	0	100	H
		9.755	32.52	PK2	37.20	-20.90	0.00	48.82	-	-	74.00	-25.18	0	100	V
2462	ANT2	* 4.91655	35.94	PK2	34.10	-27.30	0.00	42.74	-	-	74.00	-31.26	0	100	H
		* 4.93225	35.98	PK2	34.10	-27.10	0.00	42.98	-	-	74.00	-31.02	0	100	V
		* 7.38202	35.06	PK2	36.10	-23.90	0.00	47.26	-	-	74.00	-26.74	0	100	H
		* 7.38269	34.95	PK2	36.10	-23.90	0.00	47.15	-	-	74.00	-26.85	0	100	V
		9.841	32.95	PK2	37.30	-21.50	0.00	48.75	-	-	74.00	-25.25	0	100	H
		9.840	32.44	PK2	37.30	-21.50	0.00	48.24	-	-	74.00	-25.76	0	100	V

Note1. PK2 - KDB58074 Method: Maximum Peak / MAV1 - KDB58074 Option 1 Maximum RMS Average

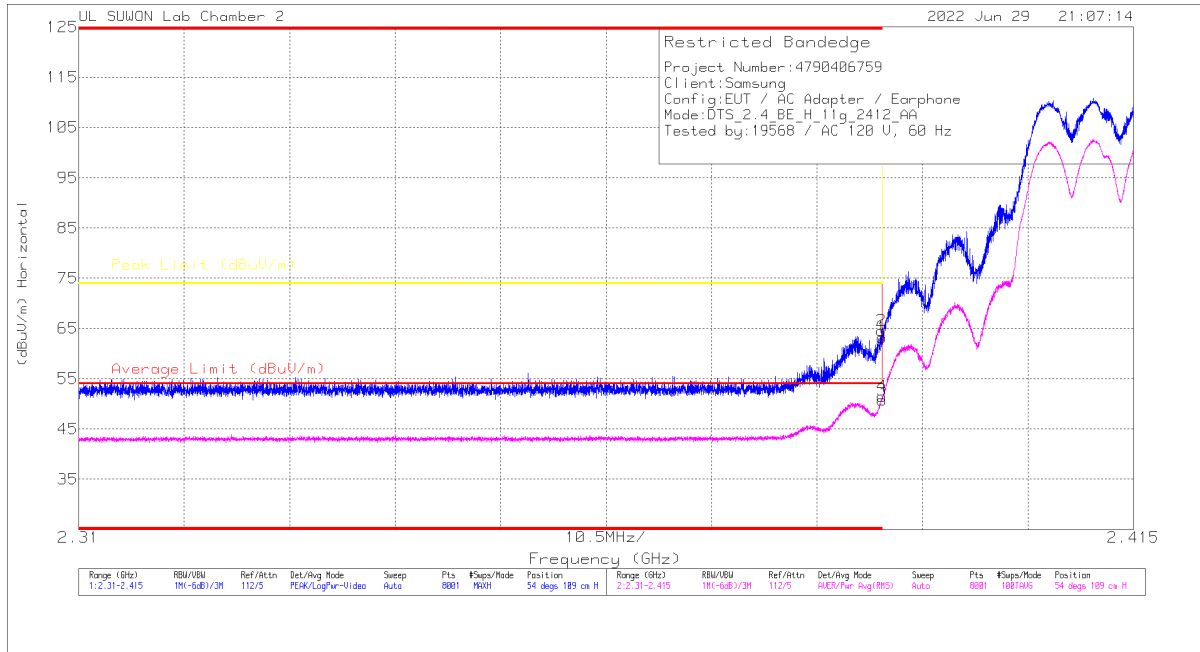
Note2. \* - indicates frequency in CFR47 Pt 15 / IC RSS-Restricted Band



### 10.1.2. TX ABOVE 1 GHz 802.11g MODE IN THE 2.4 GHz BAND

#### BAND EDGE (WORST CASE: ANT ALL 1 CHANNEL)

#### HORIZONTAL RESULT



#### Trace Markers

Marker	Frequency (GHz)	Meter Reading (dBuV)	Det	3117_00168724	10dB_ATT[dB]	DC Corr (dB)	Corrected Reading (dBuV/m)	Average Limit (dBuV/m)	Margin (dB)	Peak Limit (dBuV/m)	PK Margin (dB)	Azimuth (Degs)	Height (cm)	Polarity
1	* 2.39	51.07	PK	31.9	-19.7	0	63.27	-	-	74	-10.73	54	109	H
2	* 2.38992	52.35	PK	31.9	-19.7	0	64.55	-	-	74	-9.45	54	109	H
3	* 2.39	38.38	RMS	31.9	-19.7	.16	50.74	54	-3.26	-	-	54	109	H
4	* 2.38998	39.1	RMS	31.9	-19.7	.16	51.46	54	-2.54	-	-	54	109	H

\* - indicates frequency in CFR47 Pt 15 / IC RSS-Restricted Band

PK - Peak detector

RMS - RMS detection

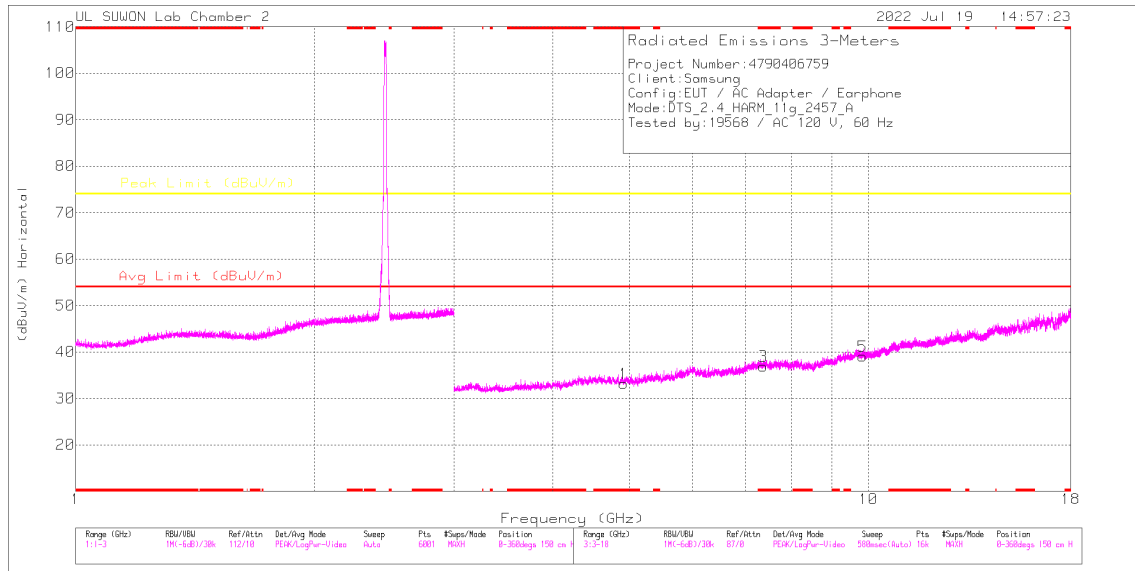
**BANDEDGE TEST DATA**

Freq. [MHz]	Antenna	Frequency [GHz]	Reading [dBuV]	Detector Mode	ANT Factor	Loss [dB]	DC Corr [dB]	Result [dBuV/m]	AV Limit [dBuV/m]	AV Margin [dB]	PK Limit [dBuV/m]	PK Margin [dB]	Azimuth [Degs]	Height [cm]	Polarity	
2412	MIMO	* 2.39	51.07	Pk	31.90	-19.70	0.00	63.27	-	-	74.00	-10.73	54	109	H	
		* 2.38992	52.35	Pk	31.90	-19.70	0.00	64.55	-	-	74.00	-9.45	54	109	H	
		* 2.39	38.38	RMS	31.90	-19.70	0.16	50.74	54.00	-3.26	-	-	-	54	109	H
		* 2.38998	39.10	RMS	31.90	-19.70	0.16	51.46	54.00	-2.54	-	-	-	54	109	H
		* 2.39	50.33	Pk	31.90	-19.70	0.00	62.53	-	-	74.00	-11.47	158	363	V	
		* 2.38997	51.44	Pk	31.90	-19.70	0.00	63.64	-	-	74.00	-10.36	158	363	V	
		* 2.39	38.44	RMS	31.90	-19.70	0.16	50.80	54.00	-3.20	-	-	-	158	363	V
		* 2.38996	38.69	RMS	31.90	-19.70	0.16	51.05	54.00	-2.95	-	-	-	158	363	V
		* 2.39	46.50	Pk	31.90	-19.70	0.00	58.70	-	-	74.00	-15.30	44	109	H	
		* 2.38752	50.56	Pk	31.90	-19.50	0.00	62.96	-	-	74.00	-11.04	44	109	H	
2417	MIMO	* 2.39	33.43	RMS	31.90	-19.70	0.16	45.79	54.00	-8.21	-	-	44	109	H	
		* 2.38721	35.81	RMS	31.90	-19.60	0.16	48.27	54.00	-5.73	-	-	44	109	H	
		* 2.39	41.26	Pk	31.90	-19.70	0.00	53.46	-	-	74.00	-20.54	173	371	V	
		* 2.38711	46.34	Pk	31.90	-19.60	0.00	58.64	-	-	74.00	-15.36	173	371	V	
		* 2.39	32.07	RMS	31.90	-19.70	0.16	44.43	54.00	-9.57	-	-	-	173	371	V
		* 2.38754	34.18	RMS	31.90	-19.50	0.16	46.74	54.00	-7.26	-	-	-	173	371	V
		* 2.48351	44.23	Pk	32.00	-19.60	0.00	56.63	-	-	74.00	-17.37	46	129	H	
		* 2.48566	48.71	Pk	32.00	-19.60	0.00	61.11	-	-	74.00	-12.89	46	129	H	
		* 2.48351	33.93	RMS	32.00	-19.60	0.16	46.49	54.00	-7.51	-	-	-	46	129	H
		* 2.48602	36.66	RMS	32.00	-19.60	0.16	49.22	54.00	-4.78	-	-	-	46	129	H
2457	MIMO	* 2.48351	45.64	Pk	32.00	-19.60	0.00	58.04	-	-	74.00	-15.96	173	351	V	
		* 2.48354	47.09	Pk	32.00	-19.60	0.00	59.49	-	-	74.00	-14.51	173	351	V	
		* 2.48351	33.70	RMS	32.00	-19.60	0.16	46.26	54.00	-7.74	-	-	-	173	351	V
		* 2.48368	33.74	RMS	32.00	-19.60	0.16	46.30	54.00	-7.70	-	-	-	173	351	V
		* 2.48351	49.55	Pk	32.00	-19.60	0.00	61.95	-	-	74.00	-12.05	47	104	H	
		* 2.48374	51.25	Pk	32.00	-19.60	0.00	63.65	-	-	74.00	-10.35	47	104	H	
		* 2.48351	38.01	RMS	32.00	-19.60	0.16	50.57	54.00	-3.43	-	-	-	47	104	H
		* 2.4836	37.96	RMS	32.00	-19.60	0.16	50.52	54.00	-3.48	-	-	-	47	104	H
		* 2.48351	44.92	Pk	32.00	-19.60	0.00	57.32	-	-	74.00	-16.68	154	343	V	
		* 2.48459	48.69	Pk	32.00	-19.60	0.00	61.09	-	-	74.00	-12.91	154	343	V	
2462	MIMO	* 2.48351	32.87	RMS	32.00	-19.60	0.16	45.43	54.00	-8.57	-	-	154	343	V	
		* 2.48457	34.60	RMS	32.00	-19.60	0.16	47.16	54.00	-6.84	-	-	154	343	V	
		* 2.48351	42.42	Pk	32.00	-19.60	0.00	54.82	-	-	74.00	-19.18	54	142	H	
		* 2.485	44.36	Pk	32.00	-19.60	0.00	56.76	-	-	74.00	-17.24	54	142	H	
		* 2.48351	31.94	RMS	32.00	-19.60	0.16	44.50	54.00	-9.50	-	-	-	54	142	H
		* 2.48397	32.60	RMS	32.00	-19.60	0.16	45.16	54.00	-8.84	-	-	-	54	142	H
		* 2.48351	41.93	Pk	32.00	-19.60	0.00	54.33	-	-	74.00	-19.67	183	312	V	
		* 2.48352	43.96	Pk	32.00	-19.60	0.00	56.36	-	-	74.00	-17.64	183	312	V	
		* 2.48351	31.60	RMS	32.00	-19.60	0.16	44.16	54.00	-9.84	-	-	-	183	312	V
		* 2.48361	32.24	RMS	32.00	-19.60	0.16	44.80	54.00	-9.20	-	-	-	183	312	V
2472	ANT1	* 2.48351	46.16	Pk	32.00	-19.60	0.00	58.56	-	-	74.00	-15.44	207	144	H	
		* 2.48365	45.11	Pk	32.00	-19.60	0.00	57.51	-	-	74.00	-16.49	207	144	H	
		* 2.48351	32.71	RMS	32.00	-19.60	0.16	45.27	54.00	-8.73	-	-	-	207	144	H
		* 2.4836	32.50	RMS	32.00	-19.60	0.16	45.06	54.00	-8.94	-	-	-	207	144	H
		* 2.48351	43.04	Pk	32.00	-19.60	0.00	55.44	-	-	74.00	-18.56	182	314	V	
		* 2.48355	44.14	Pk	32.00	-19.60	0.00	56.54	-	-	74.00	-17.46	182	314	V	
		* 2.48351	32.04	RMS	32.00	-19.60	0.16	44.60	54.00	-9.40	-	-	-	182	314	V
		* 2.48356	32.29	RMS	32.00	-19.60	0.16	44.85	54.00	-9.15	-	-	-	182	314	V
		* 2.48351	40.96	Pk	32.00	-19.60	0.00	53.36	-	-	74.00	-20.64	36	149	H	
		* 2.536	43.68	Pk	32.10	-19.60	0.00	56.18	-	-	74.00	-17.82	36	149	H	
2467	ANT2	* 2.48351	31.03	RMS	32.00	-19.60	0.16	43.59	54.00	-10.41	-	-	36	149	H	
		* 2.48758	31.69	RMS	32.10	-19.60	0.16	44.35	54.00	-9.65	-	-	36	149	H	
		* 2.48351	43.06	Pk	32.00	-19.60	0.00	55.46	-	-	74.00	-18.54	143	100	V	
		* 2.48363	44.54	Pk	32.00	-19.60	0.00	56.94	-	-	74.00	-17.06	143	100	V	
		* 2.48351	32.27	RMS	32.00	-19.60	0.16	44.83	54.00	-9.17	-	-	-	143	100	V
		* 2.48361	32.58	RMS	32.00	-19.60	0.16	45.14	54.00	-8.86	-	-	-	143	100	V
		* 2.48351	40.43	Pk	32.00	-19.60	0.00	52.83	-	-	74.00	-21.17	231	118	H	
		* 2.545	44.05	Pk	32.10	-19.50	0.00	56.65	-	-	74.00	-17.35	231	118	H	
		* 2.48351	31.08	RMS	32.00	-19.60	0.16	43.64	54.00	-10.36	-	-	-	231	118	H
		* 2.561	31.47	RMS	32.20	-19.50	0.16	44.33	54.00	-9.67	-	-	-	231	118	H
2472	ANT2	* 2.48351	44.83	Pk	32.00	-19.60	0.00	57.23	-	-	74.00	-16.77	146	230	V	
		* 2.48377	46.28	Pk	32.00	-19.60	0.00	58.68	-	-	74.00	-15.32	146	230	V	
		* 2.48351	32.25	RMS	32.00	-19.60	0.16	44.81	54.00	-9.19	-	-	-	146	230	V
		* 2.48363	32.34	RMS	32.00	-19.60	0.16	44.90	54.00	-9.10	-	-	-	146	230	V
		* 2.48351	32.34	RMS	32.00	-19.60	0.16	44.90	54.00	-9.10	-	-	-	146	230	V
		* 2.48351	32.34	RMS	32.00	-19.60	0.16	44.90	54.00	-9.10	-	-	-	146	230	V

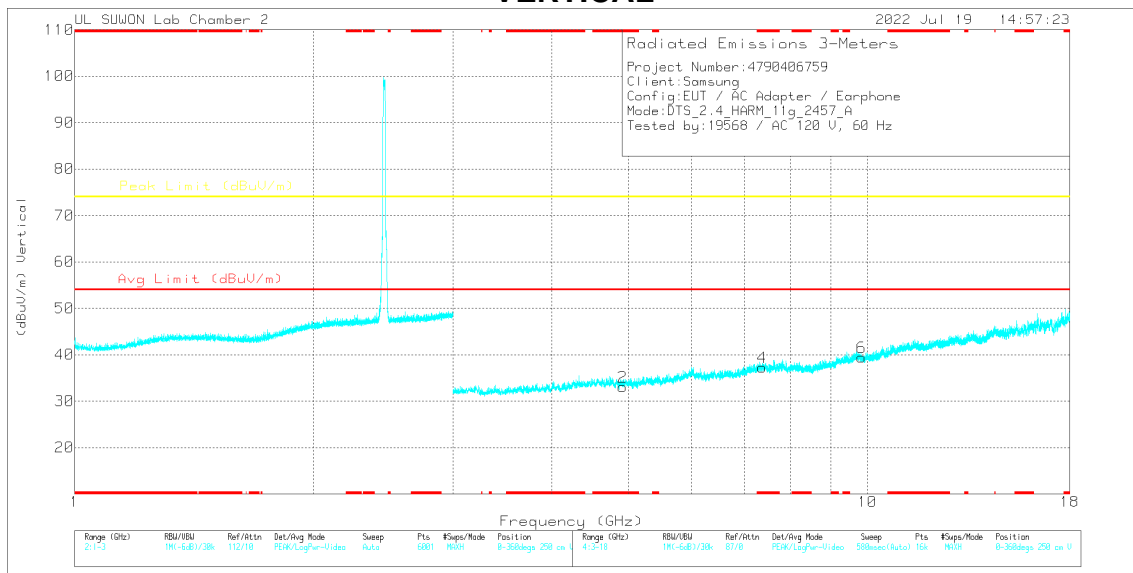
Note1. Pk - Peak detector, RMS - RMS detector  
Note2. \* - indicates frequency in CFR47 Pt 15 / IC RSS-Restricted Band

# HARMONICS AND SPURIOUS EMISSIONS (WORST CASE: ANT ALL 10 CHANNEL) RESULTS

## HORIZONTAL



## VERTICAL



Note: Emission was scanned up to 26GHz; No emissions were detected above the noise floor which was at least 20dB below the specification limit.

### Radiated Emissions

Frequency (GHz)	Meter Reading (dBuV)	Det	3117_00168724	3GHz_HP[dB]	DC Corr (dB)	Corrected Reading (dBuV/m)	Avg Limit (dBuV/m)	Margin (dB)	Peak Limit (dBuV/m)	Margin (dB)	Azimuth (Degs)	Height (cm)	Polarity
* 4.91075	35.74	PK2	34.1	-27.4	0	42.44	-	-	74	-31.56	0	100	H
* 4.90507	36.08	PK2	34.1	-27.4	0	42.78	-	-	74	-31.22	0	100	V
* 7.37512	35.13	PK2	36.1	-23.9	0	47.33	-	-	74	-26.67	0	100	H
* 7.37121	34.59	PK2	36.1	-23.9	0	46.79	-	-	74	-27.21	0	100	V
9.83715	32.65	PK2	37.3	-21.5	0	48.45	-	-	74	-25.55	0	100	H
9.83203	32.98	PK2	37.3	-21.5	0	48.78	-	-	74	-25.22	0	100	V

\* - indicates frequency in CFR47 Pt 15 / IC RSS-Restricted Band  
 PK2 - KDB558074 Method: Maximum Peak

**HARMONICS AND SPURIOUS EMISSIONS TEST DATA**

Freq. [MHz]	Antenna	Frequency [GHz]	Reading [dBuV]	Detector Mode	ANT Factor	Loss [dB]	DC Corr [dB]	Result [dBuV/m]	AV Limit [dBuV/m]	AV Margin [dB]	PK Limit [dBuV/m]	PK Margin [dB]	Azimuth [Degs]	Height [cm]	Polarity
2417	MIMO	* 4.83389	36.63	PK2	34.10	-27.80	0.00	42.93	-	-	74.00	-31.07	0	100	H
		* 4.8347	36.63	PK2	34.10	-27.80	0.00	42.93	-	-	74.00	-31.07	0	100	V
		7.247	35.48	PK2	36.20	-25.20	0.00	46.48	-	-	74.00	-27.52	0	100	H
		7.250	35.17	PK2	36.20	-25.20	0.00	46.17	-	-	74.00	-27.83	0	100	V
		9.660	32.49	PK2	37.00	-20.90	0.00	48.59	-	-	74.00	-25.41	0	100	H
		9.667	32.42	PK2	37.10	-20.90	0.00	48.62	-	-	74.00	-25.38	0	100	V
2437	MIMO	* 4.87152	37.23	PK2	34.10	-27.70	0.00	43.63	-	-	74.00	-30.37	0	100	H
		* 4.88061	36.97	PK2	34.10	-27.60	0.00	43.47	-	-	74.00	-30.53	0	100	V
		* 7.30285	35.87	PK2	36.20	-24.80	0.00	47.27	-	-	74.00	-26.73	0	100	H
		* 7.30938	35.28	PK2	36.20	-24.60	0.00	46.88	-	-	74.00	-27.12	0	100	V
		9.742	32.31	PK2	37.10	-20.80	0.00	48.61	-	-	74.00	-25.39	0	100	H
		9.753	32.18	PK2	37.20	-20.90	0.00	48.48	-	-	74.00	-25.52	0	100	V
2457	MIMO	* 4.91075	35.74	PK2	34.10	-27.40	0.00	42.44	-	-	74.00	-31.56	0	100	H
		* 4.90507	36.08	PK2	34.10	-27.40	0.00	42.78	-	-	74.00	-31.22	0	100	V
		* 7.37512	35.13	PK2	36.10	-23.90	0.00	47.33	-	-	74.00	-26.67	0	100	H
		* 7.37121	34.59	PK2	36.10	-23.90	0.00	46.79	-	-	74.00	-27.21	0	100	V
		9.837	32.65	PK2	37.30	-21.50	0.00	48.45	-	-	74.00	-25.55	0	100	H
		9.832	32.98	PK2	37.30	-21.50	0.00	48.78	-	-	74.00	-25.22	0	100	V

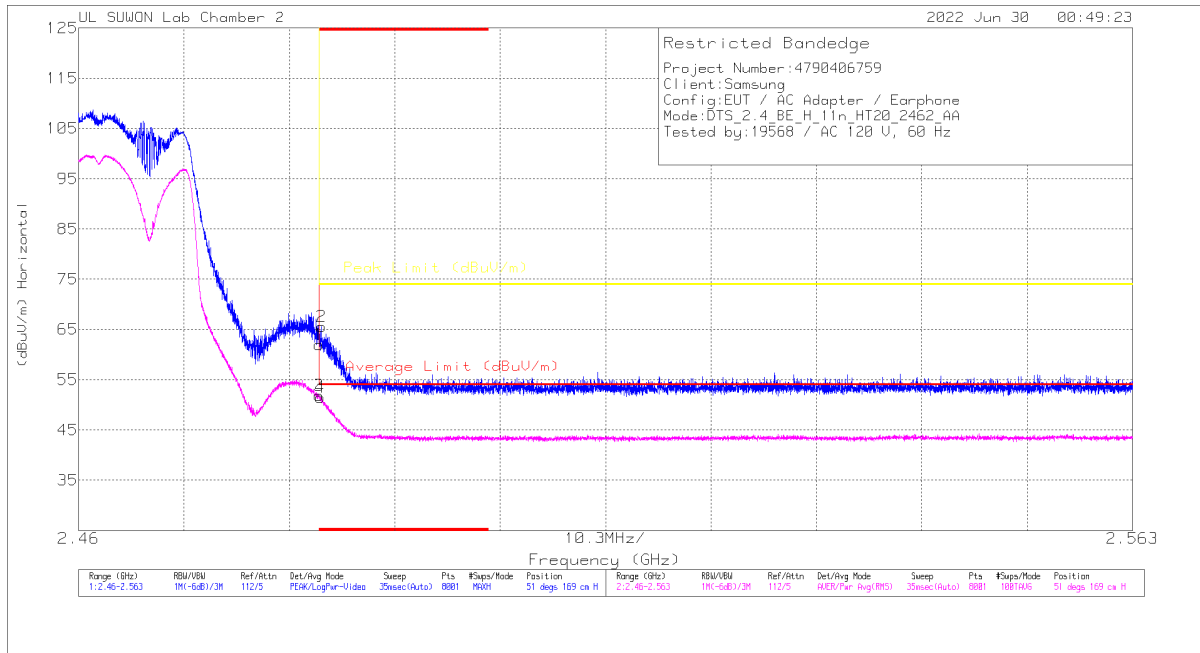
Note1. PK2 - KDB558074 Method: Maximum Peak / MAV1 - KDB558074 Option 1 Maximum RMS Average

Note2. \* - indicates frequency in CFR47 Pt 15 / IC RSS-Restricted Band

### 10.1.3. TX ABOVE 1 GHz 802.11n HT20 MODE IN THE 2.4 GHz BAND

#### BANDEDGE (WORST CASE: ANT ALL 11 CHANNEL)

#### HORIZONTAL RESULT



#### Trace Markers

Marker	Frequency (GHz)	Meter Reading (dBuV)	Det	3117_00168/74	10dB_ATT[dB]	DC Corr (dB)	Corrected Reading (dBuV/m)	Average Limit (dBuV/m)	Margin (dB)	Peak Limit (dBuV/m)	PK Margin (dB)	Azimuth (Degs)	Height (cm)	Polarity
1	* 2.48351	49.53	PK	32	-19.6	0	61.93	-	-	74	-12.07	51	169	H
2	* 2.48377	53.21	PK	32	-19.6	0	65.61	-	-	74	-8.39	51	169	H
3	* 2.48351	39.44	RMS	32	-19.6	.09	51.93	54	-2.07	-	-	51	169	H
4	* 2.48364	39.06	RMS	32	-19.6	.09	51.55	54	-2.45	-	-	51	169	H

\* - indicates frequency in CFR47 Pt 15 / IC RSS-Restricted Band  
 PK - Peak detector  
 RMS - RMS detection

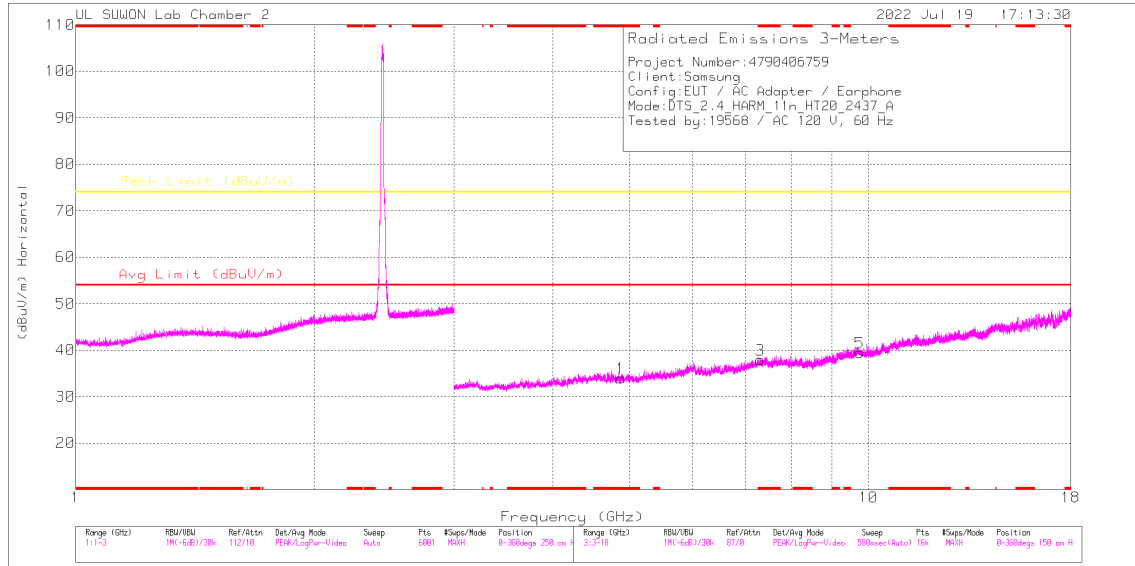
### BANDEDGE TEST DATA

Freq. [MHz]	Antenna	Frequency [GHz]	Reading [dBuV]	Detector Mode	ANT Factor	Loss [dB]	DC Corr [dB]	Result [dBuV/m]	AV Limit [dBuV/m]	AV Margin [dB]	PK Limit [dBuV/m]	PK Margin [dB]	Azimuth [Degs]	Height [cm]	Polarity	
2412	MIMO	* 2.39	50.67	Pk	31.90	-19.70	0.00	62.87	-	-	74.00	-11.13	47	297	H	
		* 2.38991	51.98	Pk	31.90	-19.70	0.00	64.18	-	-	74.00	-9.82	47	297	H	
		* 2.39	39.19	RMS	31.90	-19.70	0.09	51.48	54.00	-2.52	-	-	-	47	297	H
		* 2.38997	39.24	RMS	31.90	-19.70	0.09	51.53	54.00	-2.47	-	-	-	47	297	H
		* 2.39	47.02	Pk	31.90	-19.70	0.00	59.22	-	-	74.00	-14.78	185	364	V	
		* 2.38998	50.15	Pk	31.90	-19.70	0.00	62.35	-	-	74.00	-11.65	185	364	V	
		* 2.39	35.83	RMS	31.90	-19.70	0.09	48.12	54.00	-5.88	-	-	-	185	364	V
		* 2.38994	36.38	RMS	31.90	-19.70	0.09	48.67	54.00	-5.33	-	-	-	185	364	V
		* 2.39	46.65	Pk	31.90	-19.70	0.00	58.85	-	-	74.00	-15.15	44	134	H	
2417	MIMO	* 2.38766	49.58	Pk	31.90	-19.50	0.00	61.98	-	-	74.00	-12.02	44	134	H	
		* 2.39	34.33	RMS	31.90	-19.70	0.09	46.62	54.00	-7.38	-	-	-	44	134	H
		* 2.38704	36.77	RMS	31.90	-19.60	0.09	49.16	54.00	-4.84	-	-	-	44	134	H
		* 2.39	41.65	Pk	31.90	-19.70	0.00	53.85	-	-	74.00	-20.15	145	103	V	
		* 2.38867	44.48	Pk	31.90	-19.60	0.00	56.78	-	-	74.00	-17.22	145	103	V	
		* 2.39	32.45	RMS	31.90	-19.70	0.09	44.74	54.00	-9.26	-	-	-	145	103	V
		* 2.38903	33.03	RMS	31.90	-19.60	0.09	45.42	54.00	-8.58	-	-	-	145	103	V
		* 2.48351	48.46	Pk	32.00	-19.60	0.00	60.86	-	-	74.00	-13.14	51	104	H	
		* 2.48399	50.89	Pk	32.00	-19.60	0.00	63.29	-	-	74.00	-10.71	51	104	H	
2457	MIMO	* 2.48351	36.76	RMS	32.00	-19.60	0.09	49.25	54.00	-4.75	-	-	51	104	H	
		* 2.48426	37.51	RMS	32.00	-19.60	0.09	50.00	54.00	-4.00	-	-	51	104	H	
		* 2.48351	44.97	Pk	32.00	-19.60	0.00	57.37	-	-	74.00	-16.63	168	343	V	
		* 2.48366	47.81	Pk	32.00	-19.60	0.00	60.21	-	-	74.00	-13.79	168	343	V	
		* 2.48351	34.31	RMS	32.00	-19.60	0.09	46.80	54.00	-7.20	-	-	-	168	343	V
		* 2.48459	34.68	RMS	32.00	-19.60	0.09	47.17	54.00	-6.83	-	-	-	168	343	V
		* 2.48351	49.53	Pk	32.00	-19.60	0.00	61.93	-	-	74.00	-12.07	51	169	H	
		* 2.48377	53.21	Pk	32.00	-19.60	0.00	65.61	-	-	74.00	-8.39	51	169	H	
		* 2.48351	39.44	RMS	32.00	-19.60	0.09	51.93	54.00	-2.07	-	-	-	51	169	H
2462	MIMO	* 2.48364	39.06	RMS	32.00	-19.60	0.09	51.55	54.00	-2.45	-	-	51	169	H	
		* 2.48351	46.22	Pk	32.00	-19.60	0.00	58.62	-	-	74.00	-15.38	152	343	V	
		* 2.48386	47.56	Pk	32.00	-19.60	0.00	59.96	-	-	74.00	-14.04	152	343	V	
		* 2.48351	33.33	RMS	32.00	-19.60	0.09	45.82	54.00	-8.18	-	-	-	152	343	V
		* 2.48355	33.72	RMS	32.00	-19.60	0.09	46.21	54.00	-7.79	-	-	-	152	343	V
		* 2.48351	41.27	Pk	32.00	-19.60	0.00	53.67	-	-	74.00	-20.33	204	170	H	
		* 2.4848	44.08	Pk	32.00	-19.60	0.00	56.48	-	-	74.00	-17.52	204	170	H	
		* 2.48351	31.84	RMS	32.00	-19.60	0.09	44.33	54.00	-9.67	-	-	-	204	170	H
		* 2.48396	32.63	RMS	32.00	-19.60	0.09	45.12	54.00	-8.88	-	-	-	204	170	H
2472	ANT1	* 2.48351	41.61	Pk	32.00	-19.60	0.00	54.01	-	-	74.00	-19.99	179	311	V	
		2.543	44.15	Pk	32.10	-19.50	0.00	56.75	-	-	74.00	-17.25	179	311	V	
		* 2.48351	31.51	RMS	32.00	-19.60	0.09	44.00	54.00	-10.00	-	-	-	179	311	V
		* 2.48355	32.07	RMS	32.00	-19.60	0.09	44.56	54.00	-9.44	-	-	-	179	311	V
		* 2.48351	46.99	Pk	32.00	-19.60	0.00	59.39	-	-	74.00	-14.61	205	142	H	
		* 2.48352	47.55	Pk	32.00	-19.60	0.00	59.95	-	-	74.00	-14.05	205	142	H	
		* 2.48351	33.38	RMS	32.00	-19.60	0.09	45.87	54.00	-8.13	-	-	-	205	142	H
		* 2.48352	33.44	RMS	32.00	-19.60	0.09	45.93	54.00	-8.07	-	-	-	205	142	H
		* 2.48351	45.56	Pk	32.00	-19.60	0.00	57.96	-	-	74.00	-16.04	180	346	V	
2467	ANT2	* 2.48357	46.00	Pk	32.00	-19.60	0.00	58.40	-	-	74.00	-15.60	180	346	V	
		* 2.48351	32.52	RMS	32.00	-19.60	0.09	45.01	54.00	-8.99	-	-	-	180	346	V
		* 2.48357	33.06	RMS	32.00	-19.60	0.09	45.55	54.00	-8.45	-	-	-	180	346	V
		* 2.48351	42.37	Pk	32.00	-19.60	0.00	54.77	-	-	74.00	-19.23	148	101	H	
		2.505	44.35	Pk	32.10	-19.60	0.00	56.85	-	-	74.00	-17.15	148	101	H	
		* 2.48351	31.59	RMS	32.00	-19.60	0.09	44.08	54.00	-9.92	-	-	-	148	101	H
		* 2.48357	31.85	RMS	32.00	-19.60	0.09	44.34	54.00	-9.66	-	-	-	148	101	H
		* 2.48351	43.21	Pk	32.00	-19.60	0.00	55.61	-	-	74.00	-18.39	87	201	V	
		* 2.48413	46.21	Pk	32.00	-19.60	0.00	58.61	-	-	74.00	-15.39	87	201	V	
2472	ANT2	* 2.48351	34.13	RMS	32.00	-19.60	0.09	46.62	54.00	-7.38	-	-	-	87	201	V
		* 2.48363	34.31	RMS	32.00	-19.60	0.09	46.80	54.00	-7.20	-	-	-	87	201	V
		* 2.48351	45.20	Pk	32.00	-19.60	0.00	57.60	-	-	74.00	-16.40	172	127	H	
		* 2.48365	45.77	Pk	32.00	-19.60	0.00	58.17	-	-	74.00	-15.83	172	127	H	
		* 2.48351	32.16	RMS	32.00	-19.60	0.09	44.65	54.00	-9.35	-	-	-	172	127	H
		* 2.48355	32.58	RMS	32.00	-19.60	0.09	45.07	54.00	-8.93	-	-	-	172	127	H
		* 2.48351	52.01	Pk	32.00	-19.60	0.00	64.41	-	-	74.00	-9.59	91	202	V	
		* 2.48356	52.31	Pk	32.00	-19.60	0.00	64.71	-	-	74.00	-9.29	91	202	V	
		* 2.48351	35.04	RMS	32.00	-19.60	0.09	47.53	54.00	-6.47	-	-	-	91	202	V
* 2.48363	35.08	RMS	32.00	-19.60	0.09	47.57	54.00	-6.43	-	-	-	91	202	V		

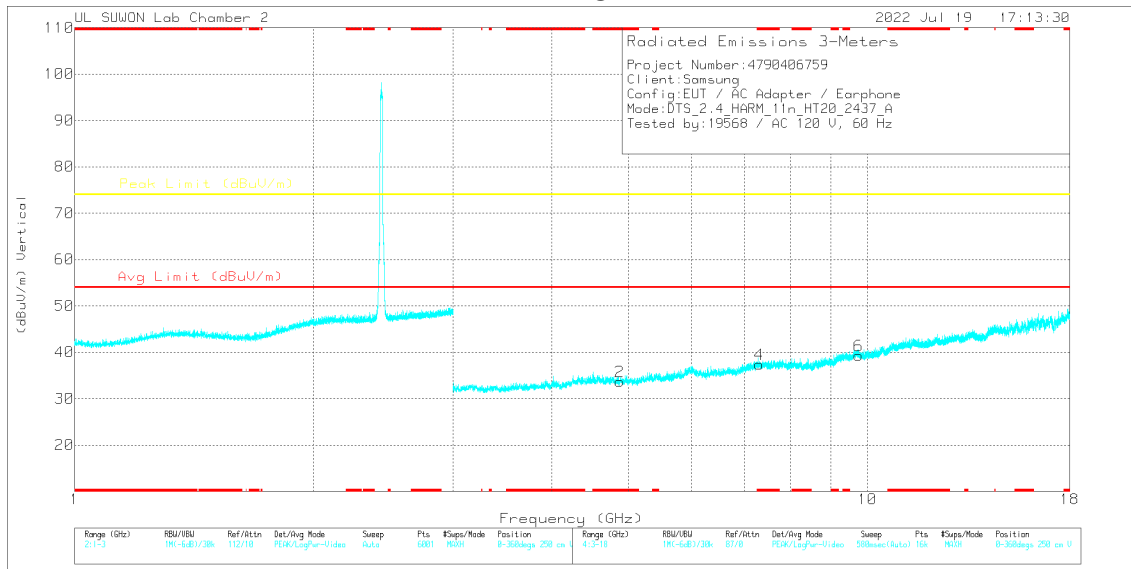
Note1. Pk - Peak detector, RMS - RMS detector  
Note2. \* - indicates frequency in CFR47 Pt 15 / IC RSS-Restricted Band

# HARMONICS AND SPURIOUS EMISSIONS (WORST CASE: ANT ALL 6 CHANNEL) RESULTS

## HORIZONTAL



## VERTICAL



Note: Emission was scanned up to 26GHz; No emissions were detected above the noise floor which was at least 20dB below the specification limit.

### Radiated Emissions

Frequency (GHz)	Meter Reading (dBuV)	Det	3117_00168724	3GHz_HP[dB]	DC Corr (dB)	Corrected Reading (dBuV/m)	Avg Limit (dBuV/m)	Margin (dB)	Peak Limit (dBuV/m)	Margin (dB)	Azimuth (Degs)	Height (cm)	Polarity
* 4.86839	36.53	PK2	34.1	-27.8	0	42.83	-	-	74	-31.17	0	100	H
* 4.87816	36.39	PK2	34.1	-27.7	0	42.79	-	-	74	-31.21	0	100	V
* 7.31721	35.5	PK2	36.1	-24.6	0	47	-	-	74	-27	0	100	H
* 7.31357	35.35	PK2	36.1	-24.6	0	46.85	-	-	74	-27.15	0	100	V
9.75646	32.39	PK2	37.2	-20.9	0	48.69	-	-	74	-25.31	0	100	H
9.74497	32.47	PK2	37.2	-20.9	0	48.77	-	-	74	-25.23	0	100	V

\* - indicates frequency in CFR47 Pt 15 / IC RSS-Restricted Band  
 PK2 - KDB558074 Method: Maximum Peak

**HARMONICS AND SPURIOUS EMISSIONS TEST DATA**

Freq. [MHz]	Antenna	Frequency [GHz]	Reading [dBuV]	Detector Mode	ANT Factor	Loss [dB]	DC Corr [dB]	Result [dBuV/m]	AV Limit [dBuV/m]	AV Margin [dB]	PK Limit [dBuV/m]	PK Margin [dB]	Azimuth [Degs]	Height [cm]	Polarity
2417	MIMO	* 4.83635	36.46	PK2	34.10	-27.90	0.00	42.66	-	-	74.00	-31.34	0	100	H
		* 4.84079	36.71	PK2	34.10	-27.90	0.00	42.91	-	-	74.00	-31.09	0	100	V
		7.243	35.44	PK2	36.20	-25.20	0.00	46.44	-	-	74.00	-27.56	0	100	H
		* 7.25196	35.70	PK2	36.20	-25.20	0.00	46.70	-	-	74.00	-27.30	0	100	V
		9.664	32.02	PK2	37.10	-20.90	0.00	48.22	-	-	74.00	-25.78	0	100	H
		9.673	32.12	PK2	37.10	-20.70	0.00	48.52	-	-	74.00	-25.48	0	100	V
2437	MIMO	* 4.86839	36.53	PK2	34.10	-27.80	0.00	42.83	-	-	74.00	-31.17	0	100	H
		* 4.87816	36.39	PK2	34.10	-27.70	0.00	42.79	-	-	74.00	-31.21	0	100	V
		* 7.31721	35.50	PK2	36.10	-24.60	0.00	47.00	-	-	74.00	-27.00	0	100	H
		* 7.31357	35.35	PK2	36.10	-24.60	0.00	46.85	-	-	74.00	-27.15	0	100	V
		9.756	32.39	PK2	37.20	-20.90	0.00	48.69	-	-	74.00	-25.31	0	100	H
		9.745	32.47	PK2	37.20	-20.90	0.00	48.77	-	-	74.00	-25.23	0	100	V
2457	MIMO	* 4.91196	37.49	PK2	34.10	-27.40	0.00	44.19	-	-	74.00	-29.81	0	100	H
		* 7.37112	34.60	PK2	36.10	-23.90	0.00	46.80	-	-	74.00	-27.20	0	100	H
		9.825	33.05	PK2	37.20	-21.50	0.00	48.75	-	-	74.00	-25.25	0	100	H
		* 4.91658	35.81	PK2	34.10	-27.30	0.00	42.61	-	-	74.00	-31.39	0	100	V
		* 7.37195	34.43	PK2	36.10	-23.90	0.00	46.63	-	-	74.00	-27.37	0	100	V
		9.836	32.47	PK2	37.30	-21.50	0.00	48.27	-	-	74.00	-25.73	0	100	V

Note1. PK2 - KDB558074 Method: Maximum Peak / MAV1 - KDB558074 Option 1 Maximum RMS Average

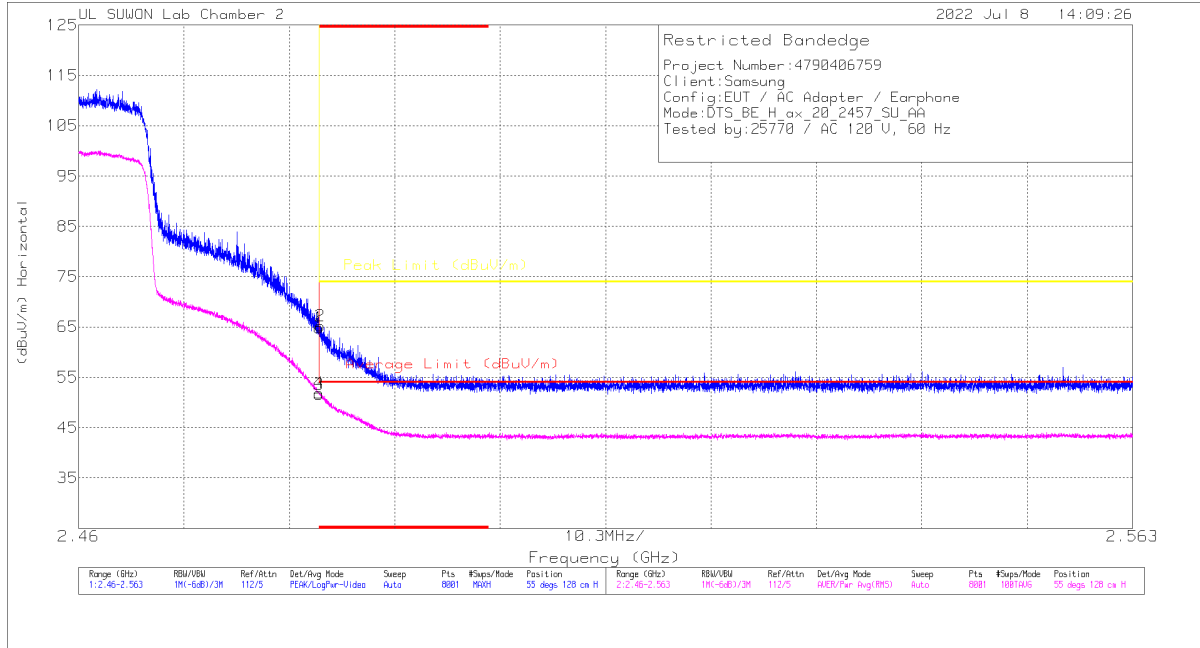
Note2. \* - indicates frequency in CFR47 Pt 15 / IC RSS-Restricted Band



### 10.1.4. TX ABOVE 1 GHz 802.11ax HE20 MODE IN THE 2.4 GHz BAND

#### BANDEDGE (ANT ALL 10 CHANNEL, SU MODE)

#### HORIZONTAL RESULT



#### Trace Markers

Marker	Frequency (GHz)	Meter Reading (dBuV)	Det	3117_00168724	10dB_ATT[dB]	DC Corr (dB)	Corrected Reading (dBuV/m)	Average Limit (dBuV/m)	Margin (dB)	Peak Limit (dBuV/m)	PK Margin (dB)	Azimuth (Degs)	Height (cm)	Polarity
1	* 2.48351	52.49	PK	32	-19.6	0	64.99	-	-	74	-9.11	55	128	H
2	* 2.48364	52.76	PK	32	-19.6	0	65.16	-	-	74	-8.84	55	128	H
3	* 2.48351	39.22	RMS	32	-19.6	0	51.62	54	-2.38	-	-	55	128	H
4	* 2.48352	39.48	RMS	32	-19.6	0	51.88	54	-2.12	-	-	55	128	H

\* - indicates frequency in CFR47 Pt 15 / IC RSS-Restricted Band  
 PK - Peak detector  
 RMS - RMS detection

**BANEDGE TEST DATA**

Freq. [MHz]	Antenna	Frequency [GHz]	Reading [dBuV]	Detector Mode	ANT Factor	Loss [dB]	DC Corr [dB]	Result dBuV/m	AV Limit dBuV/m	AV Margin [dB]	PK Limit dBuV/m	PK Margin [dB]	Azimuth [Degs]	Height [cm]	Polarity	
2412 0RU	MIMO	* 2.39	41.09	Pk	31.90	-19.70	0.00	53.29	-	-	74.00	-20.71	55	109	H	
		* 2.35448	43.52	Pk	31.80	-19.60	0.00	55.72	-	-	74.00	-18.28	55	109	H	
		* 2.39	30.49	RMS	31.90	-19.70	0.00	42.69	54.00	-11.31	-	-	-	55	109	H
		* 2.37153	31.65	RMS	31.80	-19.60	0.00	43.85	54.00	-10.15	-	-	-	55	109	H
		* 2.39	41.76	Pk	31.90	-19.70	0.00	53.96	-	-	74.00	-20.04	189	363	V	
		* 2.31883	43.98	Pk	31.70	-19.60	0.00	56.08	-	-	74.00	-17.92	189	363	V	
		* 2.39	30.35	RMS	31.90	-19.70	0.00	42.55	54.00	-11.45	-	-	-	189	363	V
		* 2.36313	31.44	RMS	31.80	-19.60	0.00	43.64	54.00	-10.36	-	-	-	189	363	V
2412 53RU	MIMO	* 2.39	41.40	Pk	31.90	-19.70	0.00	53.60	-	-	74.00	-20.40	55	109	H	
		* 2.38966	44.49	Pk	31.90	-19.70	0.00	56.69	-	-	74.00	-17.31	55	109	H	
		* 2.39	31.56	RMS	31.90	-19.70	0.00	43.76	54.00	-10.24	-	-	-	55	109	H
		* 2.38735	31.56	RMS	31.90	-19.60	0.00	43.86	54.00	-10.14	-	-	-	55	109	H
		* 2.39	40.71	Pk	31.90	-19.70	0.00	52.91	-	-	74.00	-21.09	189	363	V	
		* 2.38183	43.64	Pk	31.90	-19.60	0.00	55.94	-	-	74.00	-18.06	189	363	V	
		* 2.39	30.94	RMS	31.90	-19.70	0.00	43.14	54.00	-10.86	-	-	-	189	363	V
		* 2.38735	31.45	RMS	31.90	-19.60	0.00	43.75	54.00	-10.25	-	-	-	189	363	V
2412 SU	MIMO	* 2.39	51.07	Pk	31.90	-19.70	0.00	63.27	-	-	74.00	-10.73	55	109	H	
		* 2.38992	52.78	Pk	31.90	-19.70	0.00	64.98	-	-	74.00	-9.02	55	109	H	
		* 2.39	38.35	RMS	31.90	-19.70	0.00	50.55	54.00	-3.45	-	-	-	55	109	H
		* 2.38998	38.60	RMS	31.90	-19.70	0.00	50.80	54.00	-3.20	-	-	-	55	109	H
		* 2.39	45.36	Pk	31.90	-19.70	0.00	57.56	-	-	74.00	-16.44	189	363	V	
		* 2.38958	48.20	Pk	31.90	-19.70	0.00	60.40	-	-	74.00	-13.60	189	363	V	
		* 2.39	34.44	RMS	31.90	-19.70	0.00	46.64	54.00	-7.36	-	-	-	189	363	V
		* 2.38991	34.63	RMS	31.90	-19.70	0.00	46.83	54.00	-7.17	-	-	-	189	363	V
2417 SU	MIMO	* 2.39	47.34	Pk	31.90	-19.70	0.00	59.54	-	-	74.00	-14.46	56	111	H	
		* 2.3898	48.72	Pk	31.90	-19.70	0.00	60.92	-	-	74.00	-13.08	56	111	H	
		* 2.39	35.65	RMS	31.90	-19.70	0.00	47.85	54.00	-6.15	-	-	-	56	111	H
		* 2.38994	35.78	RMS	31.90	-19.70	0.00	47.98	54.00	-6.02	-	-	-	56	111	H
		* 2.39	42.34	Pk	31.90	-19.70	0.00	54.54	-	-	74.00	-19.46	183	321	V	
		* 2.38967	45.45	Pk	31.90	-19.70	0.00	57.65	-	-	74.00	-16.35	183	321	V	
		* 2.39	32.55	RMS	31.90	-19.70	0.00	44.75	54.00	-9.25	-	-	-	183	321	V
		* 2.38941	33.33	RMS	31.90	-19.70	0.00	45.53	54.00	-8.47	-	-	-	183	321	V
2457 SU	MIMO	* 2.48351	52.49	Pk	32.00	-19.60	0.00	64.89	-	-	74.00	-9.11	55	128	H	
		* 2.48364	52.76	Pk	32.00	-19.60	0.00	65.16	-	-	74.00	-8.84	55	128	H	
		* 2.48351	39.22	RMS	32.00	-19.60	0.00	51.62	54.00	-2.38	-	-	-	55	128	H
		* 2.48352	39.48	RMS	32.00	-19.60	0.00	51.88	54.00	-2.12	-	-	-	55	128	H
		* 2.48351	47.22	Pk	32.00	-19.60	0.00	59.62	-	-	74.00	-14.38	68	383	V	
		* 2.48445	47.81	Pk	32.00	-19.60	0.00	60.21	-	-	74.00	-13.79	68	383	V	
		* 2.48351	35.05	RMS	32.00	-19.60	0.00	47.45	54.00	-6.55	-	-	-	68	383	V
		* 2.48359	35.31	RMS	32.00	-19.60	0.00	47.71	54.00	-6.29	-	-	-	68	383	V
2462 8RU	MIMO	* 2.48351	41.21	Pk	32.00	-19.60	0.00	53.61	-	-	74.00	-20.39	56	126	H	
		2.562	43.97	Pk	32.20	-19.50	0.00	56.67	-	-	74.00	-17.33	56	126	H	
		* 2.48351	30.76	RMS	32.00	-19.60	0.00	43.16	54.00	-10.84	-	-	-	56	126	H
		2.542	31.46	RMS	32.10	-19.40	0.00	44.16	54.00	-9.84	-	-	-	56	126	H
		* 2.48351	41.24	Pk	32.00	-19.60	0.00	53.64	-	-	74.00	-20.36	71	385	V	
		* 2.49784	44.31	Pk	32.10	-19.50	0.00	56.91	-	-	74.00	-17.09	71	385	V	
		* 2.48351	30.58	RMS	32.00	-19.60	0.00	42.98	54.00	-11.02	-	-	-	71	385	V
		2.543	31.47	RMS	32.10	-19.50	0.00	44.07	54.00	-9.93	-	-	-	71	385	V
2462 54RU	MIMO	* 2.48351	49.04	Pk	32.00	-19.60	0.00	61.44	-	-	74.00	-12.56	56	126	H	
		* 2.48603	51.60	Pk	32.00	-19.60	0.00	64.00	-	-	74.00	-10.00	56	126	H	
		* 2.48351	31.87	RMS	32.00	-19.60	0.00	44.27	54.00	-9.73	-	-	-	56	126	H
		* 2.48569	32.35	RMS	32.00	-19.60	0.00	44.75	54.00	-9.25	-	-	-	56	126	H
		* 2.48351	41.14	Pk	32.00	-19.60	0.00	53.54	-	-	74.00	-20.46	71	385	V	
		* 2.48372	49.09	Pk	32.00	-19.60	0.00	61.49	-	-	74.00	-12.51	71	385	V	
		* 2.48351	30.82	RMS	32.00	-19.60	0.00	43.22	54.00	-10.78	-	-	-	71	385	V
		2.555	31.37	RMS	32.20	-19.40	0.00	44.17	54.00	-9.83	-	-	-	71	385	V
2462 SU	MIMO	* 2.48351	49.28	Pk	32.00	-19.60	0.00	61.68	-	-	74.00	-12.32	56	126	H	
		* 2.48356	51.18	Pk	32.00	-19.60	0.00	63.58	-	-	74.00	-10.42	56	126	H	
		* 2.48351	38.29	RMS	32.00	-19.60	0.00	50.69	54.00	-3.31	-	-	-	56	126	H
		* 2.48356	38.75	RMS	32.00	-19.60	0.00	51.15	54.00	-2.85	-	-	-	56	126	H
		* 2.48351	43.87	Pk	32.00	-19.60	0.00	56.27	-	-	74.00	-17.73	71	385	V	
		* 2.4836	48.29	Pk	32.00	-19.60	0.00	60.69	-	-	74.00	-13.31	71	385	V	
		* 2.48351	34.07	RMS	32.00	-19.60	0.00	46.47	54.00	-7.53	-	-	-	71	385	V
		* 2.48352	34.52	RMS	32.00	-19.60	0.00	46.92	54.00	-7.08	-	-	-	71	385	V

Note1. Pk - Peak detector, RMS - RMS detector  
 Note2. \* - indicates frequency in CFR47 Pt 15 / IC RSS-Restricted Band

Freq. [MHz]	Antenna	Frequency [GHz]	Reading [dBuV]	Detector Mode	ANT Factor	Loss [dB]	DC Corr [dB]	Result [dBuV/m]	AV Limit [dBuV/m]	AV Margin [dB]	PK Limit [dBuV/m]	PK Margin [dB]	Azimuth [Degs]	Height [cm]	Polarity	
2467 8RU	ANT1	* 2.48351	42.34	Pk	32.00	-19.60	0.00	54.74	-	-	74.00	-19.26	209	142	H	
		* 2.48359	46.35	Pk	32.00	-19.60	0.00	58.75	-	-	74.00	-15.25	209	142	H	
		* 2.48351	31.19	RMS	32.00	-19.60	0.00	43.59	54.00	-10.41	-	-	-	209	142	H
		2.549	31.53	RMS	32.10	-19.50	0.00	44.13	54.00	-9.87	-	-	-	209	142	H
		* 2.48351	42.65	Pk	32.00	-19.60	0.00	55.05	-	-	74.00	-18.95	181	310	V	
		* 2.48364	44.75	Pk	32.00	-19.60	0.00	57.15	-	-	74.00	-16.85	181	310	V	
		* 2.48351	31.22	RMS	32.00	-19.60	0.00	43.62	54.00	-10.38	-	-	-	181	310	V
* 2.48619	31.77	RMS	32.00	-19.60	0.00	44.17	54.00	-9.83	-	-	-	181	310	V		
2467 54RU	ANT1	* 2.48351	41.81	Pk	32.00	-19.60	0.00	54.21	-	-	74.00	-19.79	209	142	H	
		* 2.48378	45.06	Pk	32.00	-19.60	0.00	57.46	-	-	74.00	-16.54	209	142	H	
		* 2.48351	31.13	RMS	32.00	-19.60	0.00	43.53	54.00	-10.47	-	-	-	209	142	H
		* 2.48368	31.95	RMS	32.00	-19.60	0.00	44.35	54.00	-9.65	-	-	-	209	142	H
		* 2.48351	41.33	Pk	32.00	-19.60	0.00	53.73	-	-	74.00	-20.27	181	310	V	
		2.511	44.16	Pk	32.10	-19.50	0.00	56.76	-	-	74.00	-17.24	181	310	V	
		* 2.48351	30.76	RMS	32.00	-19.60	0.00	43.16	54.00	-10.84	-	-	-	181	310	V
2.523	31.55	RMS	32.10	-19.50	0.00	44.15	54.00	-9.85	-	-	-	181	310	V		
2467 SU	ANT1	* 2.48351	41.57	Pk	32.00	-19.60	0.00	53.97	-	-	74.00	-20.03	113	186	H	
		* 2.49635	44.03	Pk	32.10	-19.50	0.00	56.63	-	-	74.00	-17.37	113	186	H	
		* 2.48351	32.07	RMS	32.00	-19.60	0.00	44.47	54.00	-9.53	-	-	-	113	186	H
		* 2.48468	32.19	RMS	32.00	-19.60	0.00	44.59	54.00	-9.41	-	-	-	113	186	H
		* 2.48351	41.39	Pk	32.00	-19.60	0.00	53.79	-	-	74.00	-20.21	80	288	V	
		2.558	43.65	Pk	32.20	-19.50	0.00	56.35	-	-	74.00	-17.65	80	288	V	
		* 2.48351	31.36	RMS	32.00	-19.60	0.00	43.76	54.00	-10.24	-	-	-	80	288	V
* 2.48366	32.32	RMS	32.00	-19.60	0.00	44.72	54.00	-9.28	-	-	-	80	288	V		
2472 8RU	ANT1	* 2.48351	57.93	Pk	32.00	-19.60	0.00	70.33	-	-	74.00	-3.67	115	187	H	
		* 2.48355	59.19	Pk	32.00	-19.60	0.00	71.59	-	-	74.00	-2.41	115	187	H	
		* 2.48351	35.26	RMS	32.00	-19.60	0.00	47.66	54.00	-6.34	-	-	-	115	187	H
		* 2.48363	35.35	RMS	32.00	-19.60	0.00	47.75	54.00	-6.25	-	-	-	115	187	H
		* 2.48351	57.93	Pk	32.00	-19.60	0.00	70.33	-	-	74.00	-3.67	83	239	V	
		* 2.48369	58.94	Pk	32.00	-19.60	0.00	71.34	-	-	74.00	-2.66	83	239	V	
		* 2.48351	34.75	RMS	32.00	-19.60	0.00	47.15	54.00	-6.85	-	-	-	83	239	V
* 2.48356	35.83	RMS	32.00	-19.60	0.00	48.23	54.00	-5.77	-	-	-	83	239	V		
2472 54RU	ANT1	* 2.48351	52.98	Pk	32.00	-19.60	0.00	65.38	-	-	74.00	-8.62	208	142	H	
		* 2.48352	53.48	Pk	32.00	-19.60	0.00	65.88	-	-	74.00	-8.12	208	142	H	
		* 2.48351	32.28	RMS	32.00	-19.60	0.00	44.68	54.00	-9.32	-	-	-	208	142	H
		* 2.48357	33.14	RMS	32.00	-19.60	0.00	45.54	54.00	-8.46	-	-	-	208	142	H
		* 2.48351	48.61	Pk	32.00	-19.60	0.00	61.01	-	-	74.00	-12.99	179	345	V	
		* 2.48354	51.61	Pk	32.00	-19.60	0.00	64.01	-	-	74.00	-9.99	179	345	V	
		* 2.48351	32.63	RMS	32.00	-19.60	0.00	45.03	54.00	-8.97	-	-	-	179	345	V
* 2.48361	32.36	RMS	32.00	-19.60	0.00	44.76	54.00	-9.24	-	-	-	179	345	V		
2472 SU	ANT1	* 2.48351	45.97	Pk	32.00	-19.60	0.00	58.37	-	-	74.00	-15.63	62	147	H	
		* 2.48352	48.98	Pk	32.00	-19.60	0.00	61.38	-	-	74.00	-12.62	62	147	H	
		* 2.48351	32.22	RMS	32.00	-19.60	0.00	44.62	54.00	-9.38	-	-	-	62	147	H
		* 2.48359	32.65	RMS	32.00	-19.60	0.00	45.05	54.00	-8.95	-	-	-	62	147	H
		* 2.48351	49.05	Pk	32.00	-19.60	0.00	61.45	-	-	74.00	-12.55	91	240	V	
		* 2.48352	51.46	Pk	32.00	-19.60	0.00	63.86	-	-	74.00	-10.14	91	240	V	
		* 2.48351	32.77	RMS	32.00	-19.60	0.00	45.17	54.00	-8.83	-	-	-	91	240	V
* 2.48354	32.69	RMS	32.00	-19.60	0.00	45.09	54.00	-8.91	-	-	-	91	240	V		

Note1. Pk - Peak detector, RMS - RMS detector  
 Note2. \* - indicates frequency in CFR47 Pt 15 / IC RSS-Restricted Band

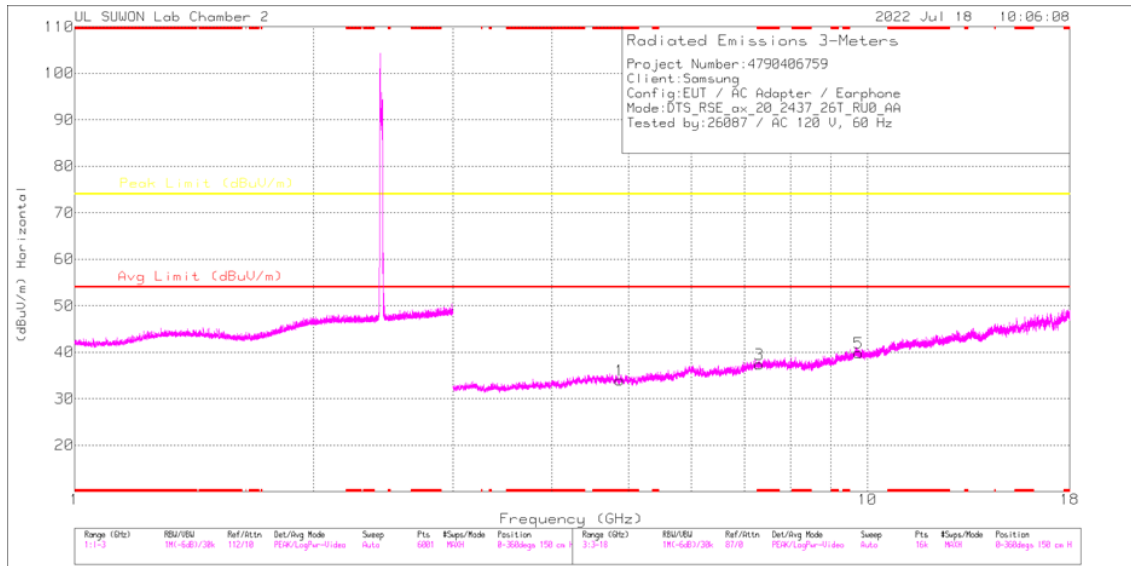
Freq. [MHz]	Antenna	Frequency [GHz]	Reading [dBuV]	Detector Mode	ANT Factor	Loss [dB]	DC Corr [dB]	Result [dBuV/m]	AV Limit [dBuV/m]	AV Margin [dB]	PK Limit [dBuV/m]	PK Margin [dB]	Azimuth [Degs]	Height [cm]	Polarity
2467 8RU	ANT2	* 2.48351	40.70	Pk	32.00	-19.60	0.00	53.10	-	-	74.00	-20.90	236	118	H
		2.512	44.05	Pk	32.10	-19.50	0.00	56.65	-	-	74.00	-17.35	236	118	H
		* 2.48351	30.83	RMS	32.00	-19.60	0.00	43.23	54.00	-10.77	-	-	236	118	H
		2.556	31.31	RMS	32.20	-19.30	0.00	44.21	54.00	-9.79	-	-	236	118	H
		* 2.48351	41.24	Pk	32.00	-19.60	0.00	53.64	-	-	74.00	-20.36	156	189	V
		* 2.48377	45.01	Pk	32.00	-19.60	0.00	57.41	-	-	74.00	-16.59	156	189	V
		* 2.48351	31.19	RMS	32.00	-19.60	0.00	43.59	54.00	-10.41	-	-	156	189	V
		2.540	31.37	RMS	32.10	-19.40	0.00	44.07	54.00	-9.93	-	-	156	189	V
		* 2.48351	42.05	Pk	32.00	-19.60	0.00	54.45	-	-	74.00	-19.55	236	118	H
		2.550	44.05	Pk	32.10	-19.50	0.00	56.65	-	-	74.00	-17.35	236	118	H
2467 54RU	ANT2	* 2.48351	30.97	RMS	32.00	-19.60	0.00	43.37	54.00	-10.63	-	-	236	118	H
		2.523	31.58	RMS	32.10	-19.50	0.00	44.18	54.00	-9.82	-	-	236	118	H
		* 2.48351	41.90	Pk	32.00	-19.60	0.00	54.30	-	-	74.00	-19.70	156	189	V
		2.512	43.85	Pk	32.10	-19.50	0.00	56.45	-	-	74.00	-17.55	156	189	V
		* 2.48351	31.36	RMS	32.00	-19.60	0.00	43.76	54.00	-10.24	-	-	156	189	V
		2.525	31.39	RMS	32.10	-19.40	0.00	44.09	54.00	-9.91	-	-	156	189	V
		* 2.48351	40.86	Pk	32.00	-19.60	0.00	53.26	-	-	74.00	-20.74	236	118	H
		2.528	44.24	Pk	32.10	-19.40	0.00	56.94	-	-	74.00	-17.06	236	118	H
		* 2.48351	31.44	RMS	32.00	-19.60	0.00	43.84	54.00	-10.16	-	-	236	118	H
		* 2.48421	31.72	RMS	32.00	-19.60	0.00	44.12	54.00	-9.88	-	-	236	118	H
2467 SU	ANT2	* 2.48351	43.65	Pk	32.00	-19.60	0.00	56.05	-	-	74.00	-17.95	156	189	V
		* 2.48379	45.26	Pk	32.00	-19.60	0.00	57.66	-	-	74.00	-16.34	156	189	V
		* 2.48351	33.17	RMS	32.00	-19.60	0.00	45.57	54.00	-8.43	-	-	156	189	V
		* 2.48387	33.13	RMS	32.00	-19.60	0.00	45.53	54.00	-8.47	-	-	156	189	V
		* 2.48351	52.19	Pk	32.00	-19.60	0.00	64.59	-	-	74.00	-9.41	236	118	H
		* 2.48364	52.70	Pk	32.00	-19.60	0.00	65.10	-	-	74.00	-8.90	236	118	H
		* 2.48351	32.33	RMS	32.00	-19.60	0.00	44.73	54.00	-9.27	-	-	236	118	H
		* 2.48359	32.54	RMS	32.00	-19.60	0.00	44.94	54.00	-9.06	-	-	236	118	H
		* 2.48351	56.85	Pk	32.00	-19.60	0.00	69.25	-	-	74.00	-4.75	141	100	V
		* 2.48354	58.05	Pk	32.00	-19.60	0.00	70.45	-	-	74.00	-3.55	141	100	V
2472 8RU	ANT2	* 2.48351	34.29	RMS	32.00	-19.60	0.00	46.69	54.00	-7.31	-	-	141	100	V
		* 2.48355	34.84	RMS	32.00	-19.60	0.00	47.24	54.00	-6.76	-	-	141	100	V
		* 2.48351	43.65	Pk	32.00	-19.60	0.00	56.05	-	-	74.00	-17.95	236	118	H
		* 2.48368	45.24	Pk	32.00	-19.60	0.00	57.64	-	-	74.00	-16.36	236	118	H
		* 2.48351	30.73	RMS	32.00	-19.60	0.00	43.13	54.00	-10.87	-	-	236	118	H
		2.559	31.43	RMS	32.20	-19.50	0.00	44.13	54.00	-9.87	-	-	236	118	H
		* 2.48351	46.81	Pk	32.00	-19.60	0.00	59.21	-	-	74.00	-14.79	168	144	V
		* 2.48369	49.59	Pk	32.00	-19.60	0.00	61.99	-	-	74.00	-12.01	168	144	V
		* 2.48351	31.15	RMS	32.00	-19.60	0.00	43.55	54.00	-10.45	-	-	168	144	V
		* 2.48357	31.95	RMS	32.00	-19.60	0.00	44.35	54.00	-9.65	-	-	168	144	V
2472 SU	ANT2	* 2.48351	43.76	Pk	32.00	-19.60	0.00	56.16	-	-	74.00	-17.84	236	118	H
		* 2.48357	45.45	Pk	32.00	-19.60	0.00	57.85	-	-	74.00	-16.15	236	118	H
		* 2.48351	31.78	RMS	32.00	-19.60	0.00	44.18	54.00	-9.82	-	-	236	118	H
		* 2.4837	31.98	RMS	32.00	-19.60	0.00	44.38	54.00	-9.62	-	-	236	118	H
		* 2.48351	51.48	Pk	32.00	-19.60	0.00	63.88	-	-	74.00	-10.12	168	144	V
		* 2.48364	50.35	Pk	32.00	-19.60	0.00	62.75	-	-	74.00	-11.25	168	144	V
		* 2.48351	32.70	RMS	32.00	-19.60	0.00	45.10	54.00	-8.90	-	-	168	144	V
		* 2.48363	33.05	RMS	32.00	-19.60	0.00	45.45	54.00	-8.55	-	-	168	144	V

Note1. Pk - Peak detector, RMS - RMS detector  
 Note2. \* - indicates frequency in CFR47 Pt 15 / IC RSS-Restricted Band

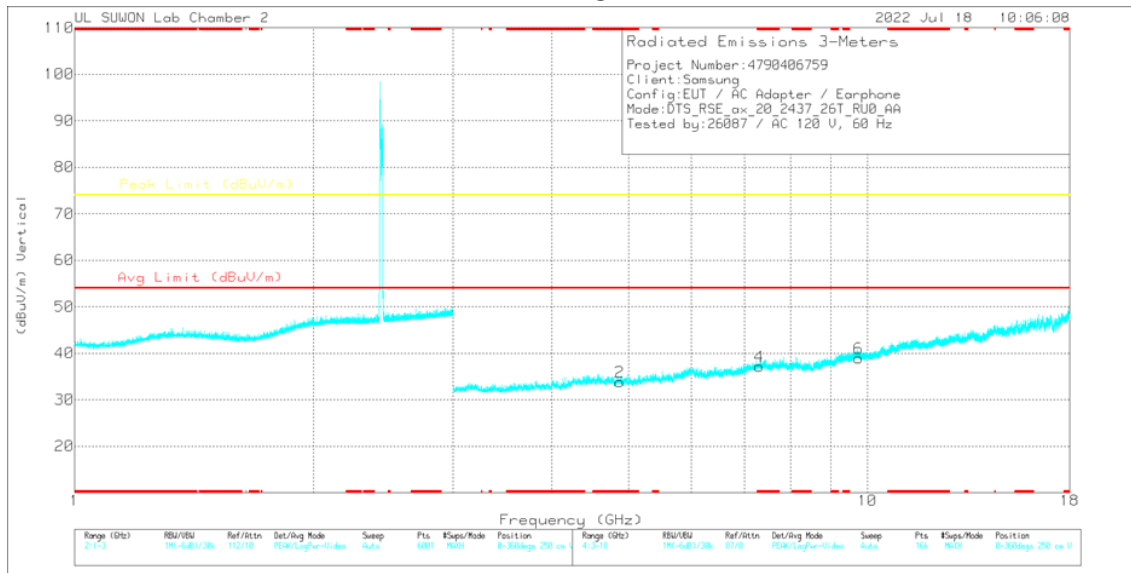
# HARMONICS AND SPURIOUS EMISSIONS (WORST CASE: ANT ALL 6 CHANNEL, 0RU)

## CH 6 RESULTS

### HORIZONTAL



### VERTICAL



Note: Emission was scanned up to 26GHz; No emissions were detected above the noise floor which was at least 20dB below the specification limit.

### Radiated Emissions

Frequency (GHz)	Meas Reading (dBu)	Det	3117_00168724	3GHz_HP[dB]	Ant Gain [dB]	DC Cor [dB]	Corrected Reading (dBu/m)	Avg Limit (dBu/m)	Margin (dB)	Peak Limit (dBu/m)	Margin (dB)	Asimuth (Degs)	Height (cm)	Polarity
* 4.8692	36.83	PK2	34.1	-27.8	0	0	43.13	-	-	74	-30.87	0	100	H
* 4.86263	36.93	PK2	34.1	-27.6	0	0	43.43	-	-	74	-30.57	0	100	V
* 7.31151	35.54	PK2	36.2	-24.6	0	0	47.14	-	-	74	-26.86	0	100	H
* 7.30151	35.41	PK2	36.2	-24.8	0	0	46.81	-	-	74	-27.19	0	100	V
9.74355	32.72	PK2	37.2	-20.9	0	0	49.02	-	-	74	-24.98	0	100	H
9.74256	32.57	PK2	37.1	-20.8	0	0	48.87	-	-	74	-25.13	0	100	V

\* - indicates frequency in CFR47 Pt 15 / IC RSS-Restricted Band  
 PK2 - KDB558074 Method: Maximum Peak

**HARMONICS AND SPURIOUS EMISSIONS TEST DATA**

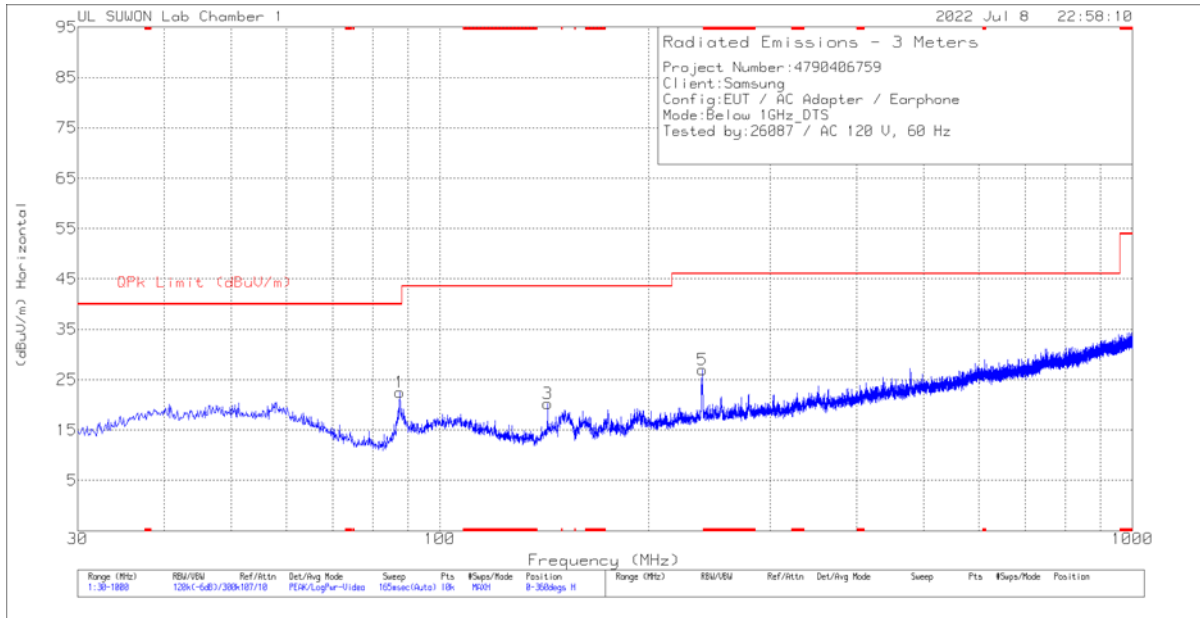
Freq. [MHz]	Antenna	Frequency [GHz]	Reading [dBuV]	Detector Mode	ANT Factor	Loss [dB]	DC Corr [dB]	Result [dBuV/m]	AV Limit [dBuV/m]	AV Margin [dB]	PK Limit [dBuV/m]	PK Margin [dB]	Azimuth [Degs]	Height [cm]	Polarity
2417 RU8	MIMO	* 4.83169	37.45	PK2	34.10	-27.90	0.00	43.65	-	-	74.00	-30.35	0	100	H
		* 4.83031	37.49	PK2	34.10	-27.80	0.00	43.79	-	-	74.00	-30.21	0	100	V
		7.247	35.61	PK2	36.20	-25.20	0.00	46.61	-	-	74.00	-27.39	0	100	H
		7.247	36.30	PK2	36.20	-25.20	0.00	47.30	-	-	74.00	-26.70	0	100	V
		9.669	32.45	PK2	37.10	-20.80	0.00	48.75	-	-	74.00	-25.25	0	100	H
		9.664	32.69	PK2	37.10	-20.90	0.00	48.89	-	-	74.00	-25.11	0	100	V
2437 RU0	MIMO	* 4.8692	36.83	PK2	34.10	-27.80	0.00	43.13	-	-	74.00	-30.87	0	100	H
		* 4.88263	36.93	PK2	34.10	-27.60	0.00	43.43	-	-	74.00	-30.57	0	100	V
		* 7.31151	35.54	PK2	36.20	-24.60	0.00	47.14	-	-	74.00	-26.86	0	100	H
		* 7.30151	35.41	PK2	36.20	-24.80	0.00	46.81	-	-	74.00	-27.19	0	100	V
		9.744	32.72	PK2	37.20	-20.90	0.00	49.02	-	-	74.00	-24.98	0	100	H
		9.743	32.57	PK2	37.10	-20.80	0.00	48.87	-	-	74.00	-25.13	0	100	V
2457 RU8	MIMO	* 4.91262	36.20	PK2	34.10	-27.30	0.00	43.00	-	-	74.00	-31.00	0	100	H
		* 4.91523	36.29	PK2	34.10	-27.30	0.00	43.09	-	-	74.00	-30.91	0	100	V
		* 7.37511	34.61	PK2	36.10	-23.90	0.00	46.81	-	-	74.00	-27.19	0	100	H
		* 7.37924	35.15	PK2	36.10	-23.90	0.00	47.35	-	-	74.00	-26.65	0	100	V
		9.824	32.03	PK2	37.20	-21.50	0.00	47.73	-	-	74.00	-26.27	0	100	H
		9.837	32.63	PK2	37.30	-21.50	0.00	48.43	-	-	74.00	-25.57	0	100	V

Note1. PK2 - KDB558074 Method: Maximum Peak / MAV1 - KDB558074 Option 1 Maximum RMS Average

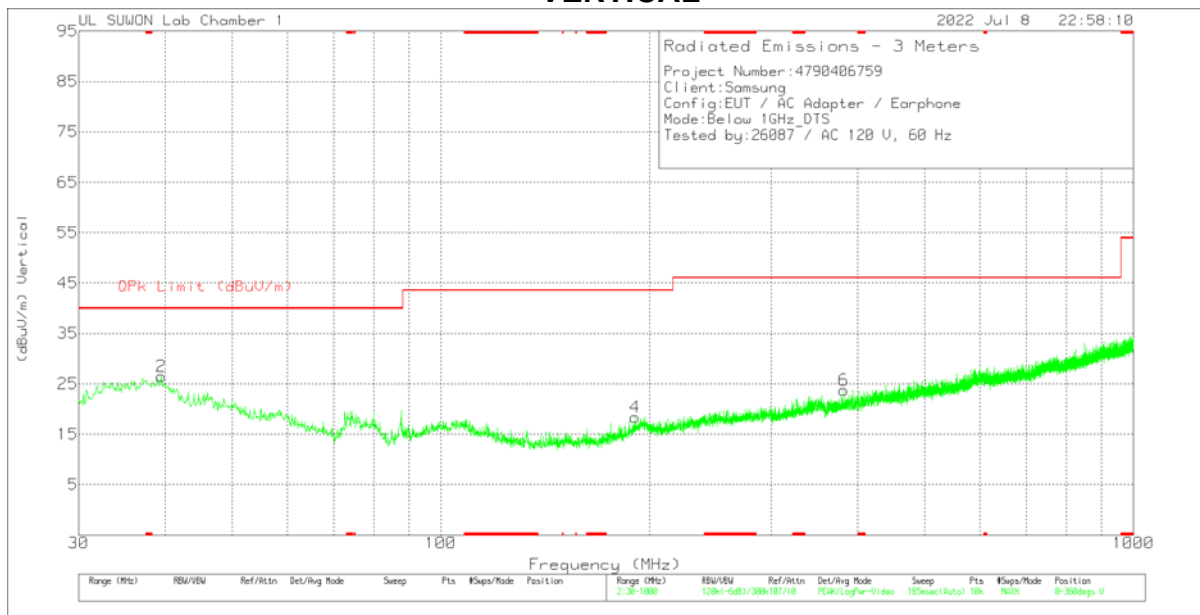
Note2. \* - indicates frequency in CFR47 Pt 15 / IC RSS-Restricted Band

## 10.2. WORST CASE BELOW 1 GHZ

### HORIZONTAL



### VERTICAL



### Trace Markers

Marker	Frequency (MHz)	Meter Reading (dBuV)	Det	VULB9163_750	Below_1G[dB]	DC Corr (dB)	Corrected Reading (dBuV/m)	OPK Limit (dBuV/m)	Margin (dB)	Azimuth (Degs)	Height (cm)	Polarity
1	87.521	37.91	Pk	15	-30.4	0	22.51	40	-17.49	0-360	100	H
3	143.102	36.28	Pk	13.8	-29.8	0	20.28	43.52	-23.24	0-360	100	H
5	239.52	37.76	Pk	18.2	-29	0	26.96	46.02	-19.06	0-360	100	H
2	39.506	38.88	Pk	18.6	-31	0	26.48	40	-13.52	0-360	200	V
4	190.729	31.18	Pk	16.6	-29.4	0	18.38	43.52	-25.14	0-360	200	V
6	381.722	30.85	Pk	21	-28.1	0	23.75	46.02	-22.27	0-360	400	V

Pk - Peak detector

## 11. AC POWER LINE CONDUCTED EMISSIONS

### LIMITS

FCC §15.207 (a)

Frequency of Emission (MHz)	Conducted Limit (dBuV)	
	Quasi-peak	Average
0.15-0.5	66 to 56	56 to 46
0.5-5	56	46
5-30	60	50

\*Decreases with the logarithm of the frequency.

### TEST PROCEDURE

The EUT is placed on a non-conducting table 40 cm from the vertical ground plane and 80 cm above the horizontal ground plane. The EUT is configured in accordance with ANSI C63.10.

The receiver is set to a resolution bandwidth of 9 kHz. Peak detection is used unless otherwise noted as quasi-peak or average.

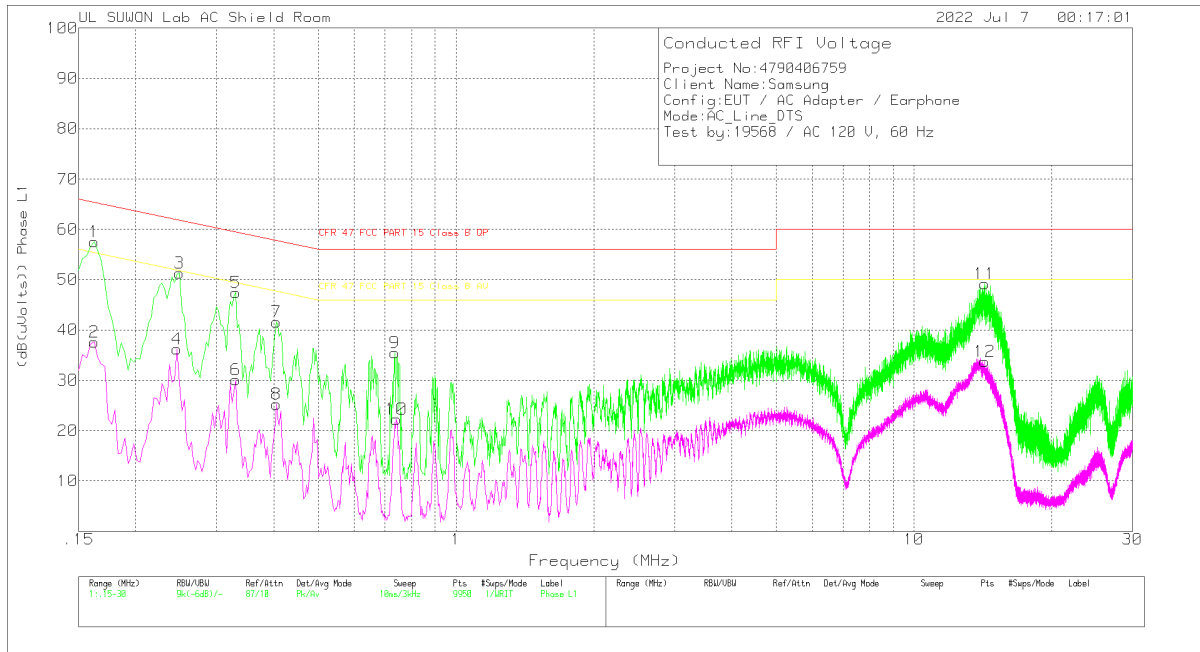
Line conducted data is recorded for both NEUTRAL and HOT lines.

### RESULTS



11.1.1. AC Power Line (C to A)

LINE 1 RESULTS



Trace Markers

Range 1: Phase L1 .15 - 30MHz

Marker	Frequency (MHz)	Meter Reading (dBuV)	Det	101836_With EX_L1[dB]	CABLELOS S(dB)	Corrected Reading (dB(uVolts))	CFR 47 FCC PART 15 Class B QP	Margin (dB)	CFR 47 FCC PART 15 Class B AV	Margin (dB)
1	.162	47.57	Pk	9.9	.1	57.57	65.36	-7.79	-	-
2	.162	27.64	Av	9.9	.1	37.64	-	-	55.36	-17.72
3	.249	41.51	Pk	9.6	.2	51.31	61.79	-10.48	-	-
4	.246	26.38	Av	9.6	.2	36.18	-	-	51.89	-15.71
5	.33	37.4	Pk	9.8	.2	47.4	59.45	-12.05	-	-
6	.33	20.12	Av	9.8	.2	30.12	-	-	49.45	-19.33
7	.405	31.61	Pk	9.8	.2	41.61	57.75	-16.14	-	-
8	.405	15.25	Av	9.8	.2	25.25	-	-	47.75	-22.5
9	.735	25.53	Pk	9.8	.2	35.53	56	-20.47	-	-
10	.741	12.22	Av	9.8	.2	22.22	-	-	46	-23.78
11	14.28	38.76	Pk	10	.4	49.16	60	-10.84	-	-
12	14.277	23.28	Av	10	.4	33.68	-	-	50	-16.32

Pk - Peak detector

Av - Average detection

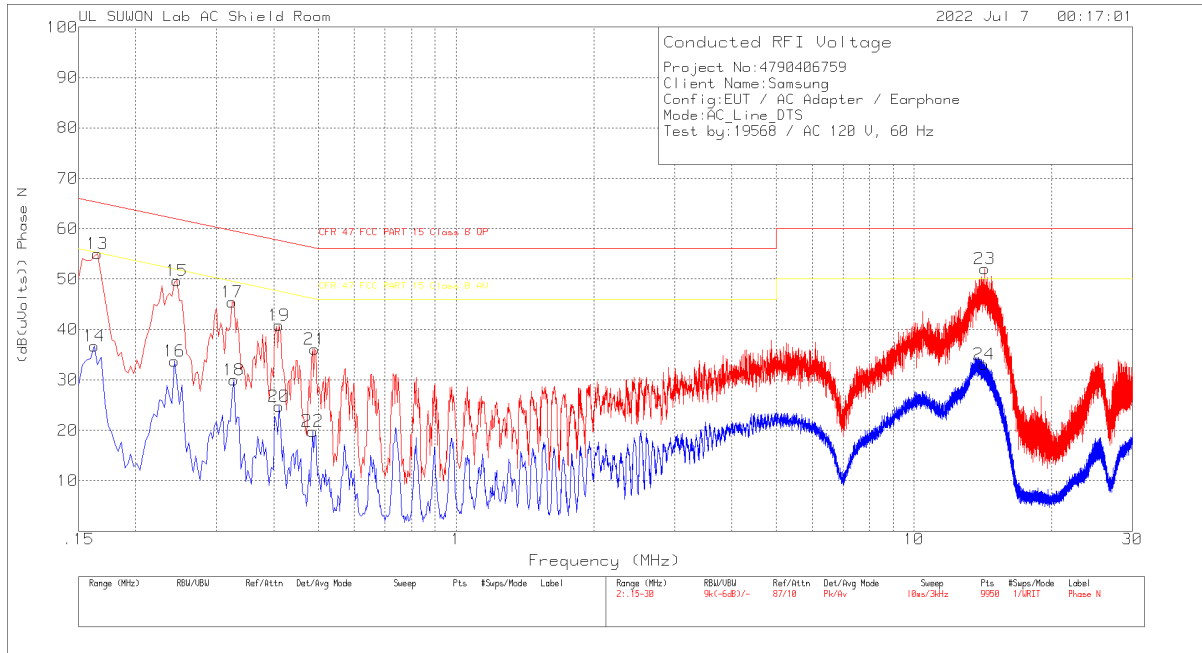
Quasi-Peak Emissions

Range 1: Phase L1 .15 - 30MHz

Frequency (MHz)	Meter Reading (dBuV)	Det	101836_With EX_L1[dB]	CABLELOS S(dB)	Corrected Reading (dB(uVolts))	CFR 47 FCC PART 15 Class B QP	Margin (dB)	CFR 47 FCC PART 15 Class B AV	Margin (dB)
.16125	42.82	Qp	9.9	.1	52.82	65.4	-12.58	-	-

Qp - Quasi-Peak detector

### LINE 2 RESULTS



#### Trace Markers

Range 2: Phase N .15 - 30MHz

Marker	Frequency (MHz)	Meter Reading (dBuV)	Det	101836_With EX_N[dB]	CABLELOS S(dB)	Corrected Reading (dB(uVolts))	CFR 47 FCC PART 15 Class B QP	Margin (dB)	CFR 47 FCC PART 15 Class B AV	Margin (dB)
13	.165	44.99	Pk	9.9	.1	54.99	65.21	-10.22	-	-
14	.162	26.67	Av	9.9	.1	36.67	-	-	55.36	-18.69
15	.246	39.91	Pk	9.6	.2	49.71	61.89	-12.18	-	-
16	.243	23.89	Av	9.6	.2	33.69	-	-	51.99	-18.3
17	.324	35.6	Pk	9.7	.2	45.5	59.6	-14.1	-	-
18	.327	20.04	Av	9.7	.2	29.94	-	-	49.53	-19.59
19	.411	30.79	Pk	9.8	.2	40.79	57.63	-16.84	-	-
20	.411	14.71	Av	9.8	.2	24.71	-	-	47.63	-22.92
21	.492	26.05	Pk	9.9	.2	36.15	56.13	-19.98	-	-
22	.486	9.73	Av	9.9	.2	19.83	-	-	46.24	-26.41
23	14.271	41.66	Pk	10	.4	52.06	60	-7.94	-	-
24	14.229	22.67	Av	10	.4	33.07	-	-	50	-16.93

Pk - Peak detector

Av - Average detection

#### Quasi-Peak Emissions

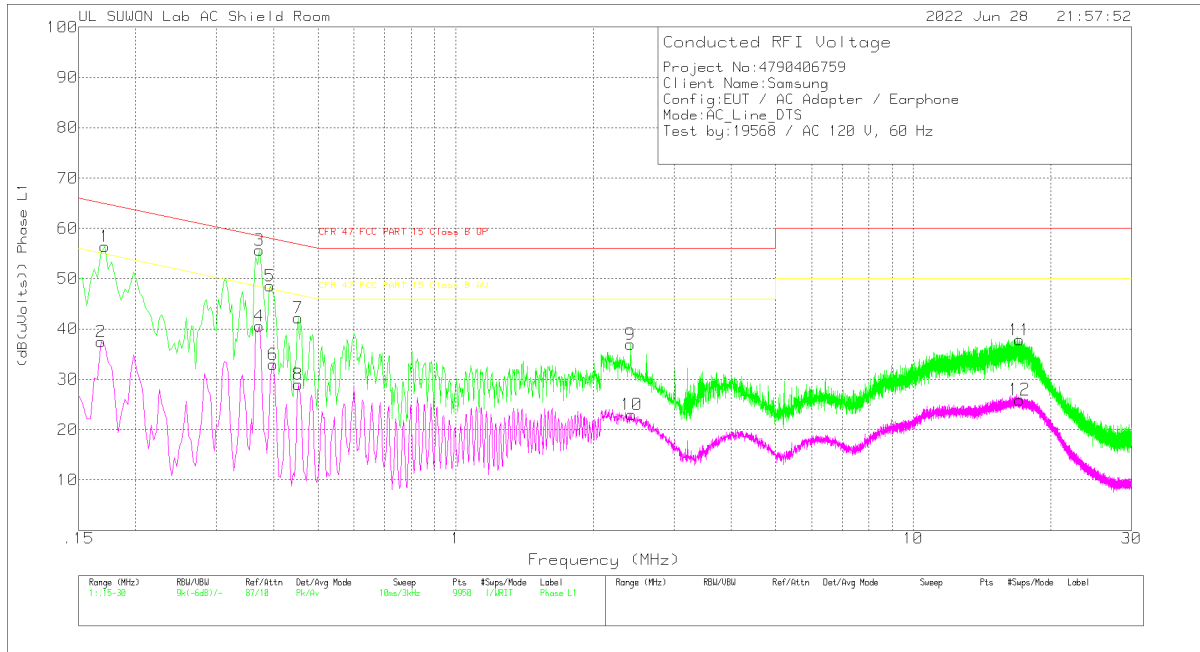
Range 2: Phase N .15 - 30MHz

Frequency (MHz)	Meter Reading (dBuV)	Det	101836_With EX_N[dB]	CABLELOS S(dB)	Corrected Reading (dB(uVolts))	CFR 47 FCC PART 15 Class B QP	Margin (dB)	CFR 47 FCC PART 15 Class B AV	Margin (dB)
14.2718	33.69	Qp	10	.4	44.09	60	-15.91	-	-

Qp - Quasi-Peak detector

11.1.2. AC Power Line (C to C)

LINE 1 RESULTS



Trace Markers

Range 1: Phase L1 .15 - 30MHz

Marker	Frequency (MHz)	Meter Reading (dBuV)	Det	101836_With h EX_L1[dB]	CABLELOS S(dB)	Corrected Reading (dB(uVolts))	CFR 47 FCC PART 15 Class B QP	Margin (dB)	CFR 47 FCC PART 15 Class B AV	Margin (dB)
1	.171	46.2	Pk	10	.2	56.4	64.91	-8.51	-	-
2	.168	27.32	Av	10	.1	37.42	-	-	55.06	-17.64
3	.372	45.7	Pk	9.8	.2	55.7	58.46	-2.76	-	-
4	.372	30.57	Av	9.8	.2	40.57	-	-	48.46	-7.89
5	.393	38.6	Pk	9.8	.2	48.6	58	-9.4	-	-
6	.399	22.96	Av	9.8	.2	32.96	-	-	47.87	-14.91
7	.453	32.16	Pk	9.9	.2	42.26	56.82	-14.56	-	-
8	.453	18.85	Av	9.9	.2	28.95	-	-	46.82	-17.87
9	2.409	26.92	Pk	9.7	.3	36.92	56	-19.08	-	-
10	2.421	13.06	Av	9.7	.3	23.06	-	-	46	-22.94
11	17.076	27.37	Pk	10.1	.4	37.87	60	-22.13	-	-
12	17.064	15.44	Av	10.1	.4	25.94	-	-	50	-24.06

Pk - Peak detector

Av - Average detection

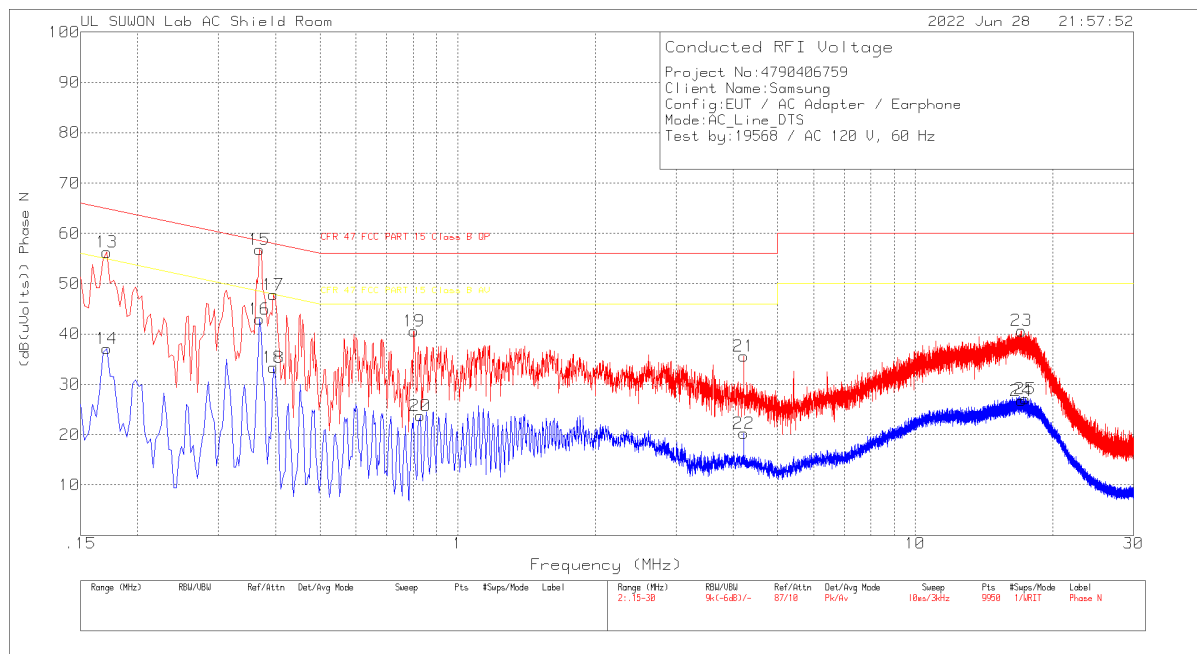
Quasi-Peak Emissions

Range 1: Phase L1 .15 - 30MHz

Frequency (MHz)	Meter Reading (dBuV)	Det	101836_With EX_L1[dB]	CABLELOS S(dB)	Corrected Reading (dB(uVolts))	CFR 47 FCC PART 15 Class B QP	Margin (dB)	CFR 47 FCC PART 15 Class B AV	Margin (dB)
.17115	43.92	Qp	10	.2	54.12	64.9	-10.78	-	-
.37125	44.71	Qp	9.8	.2	54.71	58.47	-3.76	-	-
.39375	33.16	Qp	9.8	.2	43.16	57.98	-14.82	-	-

Qp - Quasi-Peak detector

### LINE 2 RESULTS



#### Trace Markers

##### Range 2: Phase N .15 - 30MHz

Marker	Frequency (MHz)	Meter Reading (dBuV)	Det	101836_With EX_N[dB]	CABLELOS S(dB)	Corrected Reading (dB(uVolts))	CFR 47 FCC PART 15 Class B QP	Margin (dB)	CFR 47 FCC PART 15 Class B AV	Margin (dB)
13	.171	46.03	Pk	10	.2	56.23	64.91	-8.68	-	-
14	.171	26.84	Av	10	.2	37.04	-	-	54.91	-17.87
15	.369	46.74	Pk	9.8	.2	56.74	58.52	-1.78	-	-
16	.369	32.93	Av	9.8	.2	42.93	-	-	48.52	-5.59
17	.396	37.81	Pk	9.8	.2	47.81	57.94	-10.13	-	-
18	.396	23.35	Av	9.8	.2	33.35	-	-	47.94	-14.59
19	.804	30.63	Pk	9.8	.2	40.63	56	-15.37	-	-
20	.828	13.61	Av	9.8	.3	23.71	-	-	46	-22.29
21	4.218	25.64	Pk	9.7	.3	35.64	56	-20.36	-	-
22	4.218	10.32	Av	9.7	.3	20.32	-	-	46	-25.68
23	17.052	30.15	Pk	10.1	.4	40.65	60	-19.35	-	-
24	17.049	16.23	Av	10.1	.4	26.73	-	-	50	-23.27
25	17.421	16.49	Av	10.2	.4	27.09	-	-	50	-22.91

Pk - Peak detector

Av - Average detection

#### Quasi-Peak Emissions

##### Range 2: Phase N .15 - 30MHz

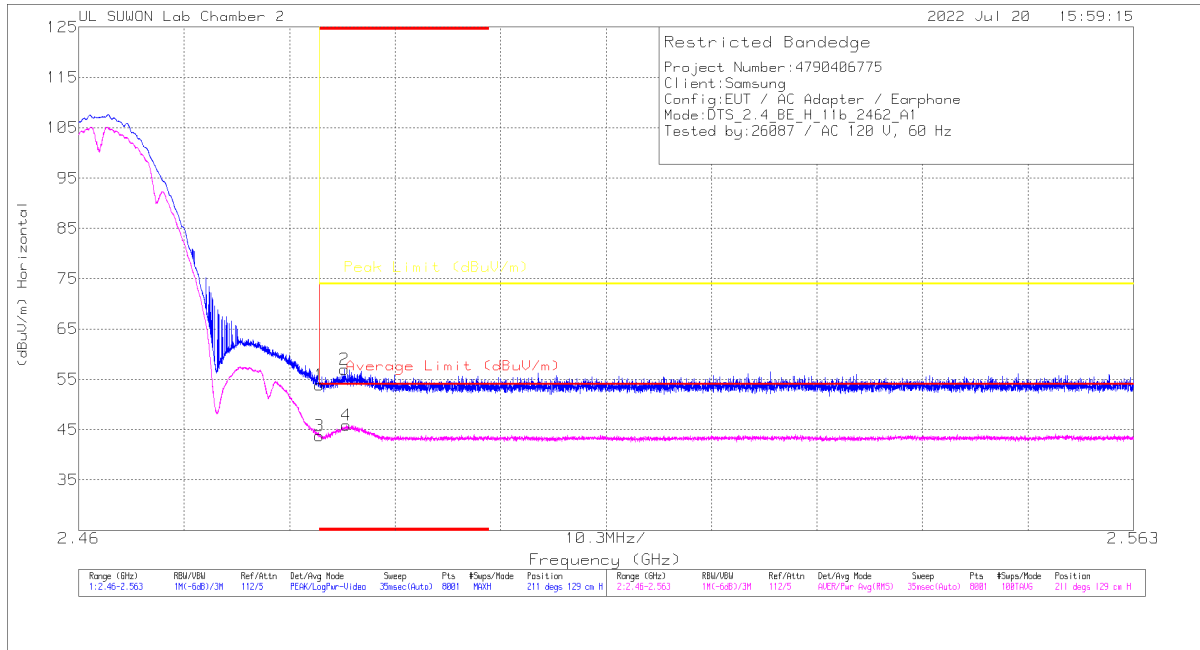
Frequency (MHz)	Meter Reading (dBuV)	Det	101836_With EX_N[dB]	CABLELOS S(dB)	Corrected Reading (dB(uVolts))	CFR 47 FCC PART 15 Class B QP	Margin (dB)	CFR 47 FCC PART 15 Class B AV	Margin (dB)
.17115	43.57	Qp	10	.2	53.77	64.9	-11.13	-	-
.36975	43.79	Qp	9.8	.2	53.79	58.51	-4.72	-	-

Qp - Quasi-Peak detector

## 12. SPOT-CHECK TEST RESULT

### BANDEDGE (WORST CASE: 802.11b ANT1 / 2462 MHz)

#### HORIZONTAL PEAK AND AVERAGE DATA

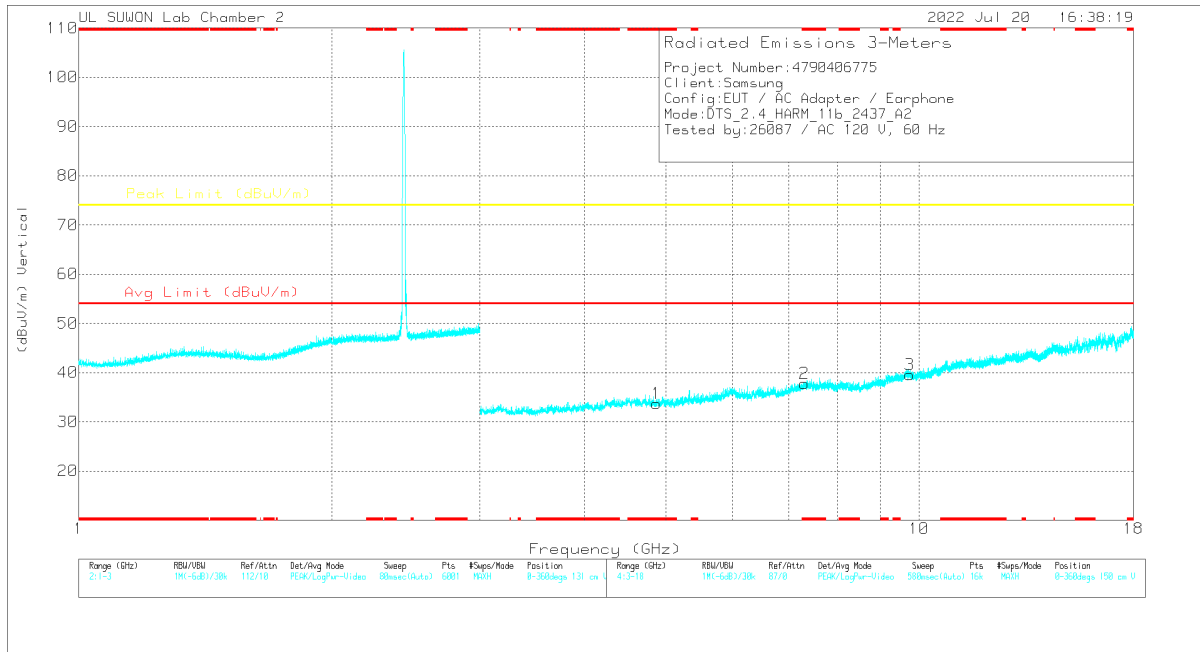


#### Trace Markers

Marker	Frequency (GHz)	Meter Reading (dBuV)	Det	3117_00168724	10dB_ATT[dB]	DC Corr (dB)	Corrected Reading (dBuV/m)	Average Limit (dBuV/m)	Margin (dB)	Peak Limit (dBuV/m)	PK Margin (dB)	Azimuth (Degs)	Height (cm)	Polarity
1	* 2.48351	41.49	PK	32	-19.6	0	53.99	-	-	74	-20.11	211	129	H
2	* 2.48593	44.58	PK	32	-19.6	0	56.98	-	-	74	-17.02	211	129	H
3	* 2.48351	31.43	RMS	32	-19.6	0	43.83	54	-10.17	-	-	211	129	H
4	* 2.48615	33.53	RMS	32	-19.6	0	45.93	54	-8.07	-	-	211	129	H

\* - indicates frequency in CFR47 Pt 15 / IC RSS-Restricted Band  
 PK - Peak detector  
 RMS - RMS detection

**HARMONICS AND SPURIOUS EMISSIONS(WORST CASE: 802.11b ANT2 / 2437 MHz)  
 2437 MHz VERTICAL**



Note: Emission was scanned up to 40GHz; No emissions were detected above the noise floor which was at least 20dB below the specification limit.

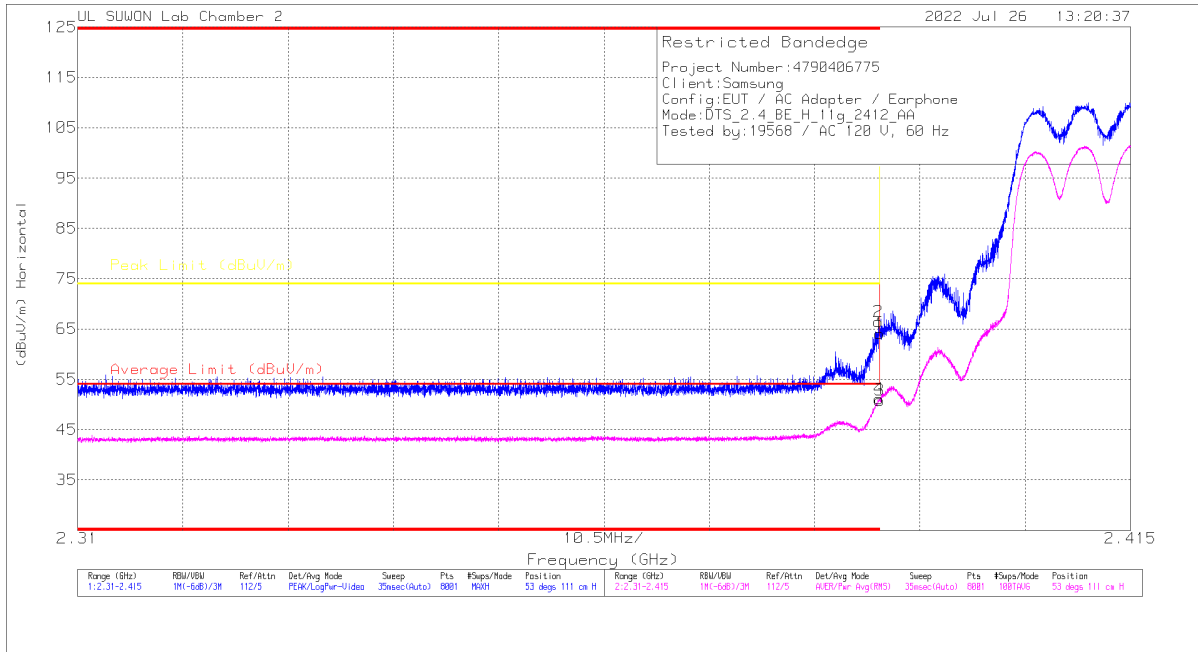
**Radiated Emissions**

Frequency (GHz)	Meter Reading (dBuV)	Det	3117_00168724	3GHz_HP[dB]	DC Corr (dB)	Corrected Reading (dBuV/m)	Avg Limit (dBuV/m)	Margin (dB)	Peak Limit (dBuV/m)	Margin (dB)	Azimuth (Degs)	Height (cm)	Polarity
9.74168	32.65	PK2		-20.8	0	48.95	-	-	74	-25.05	0	100	V

\* - indicates frequency in CFR47 Pt 15 / IC RSS-Restricted Band  
 PK2 - KDB558074 Method: Maximum Peak

**BANDEDGE (WORST CASE: 802.11g MIMO / 2412 MHz)**

**HORIZONTAL PEAK AND AVERAGE DATA**

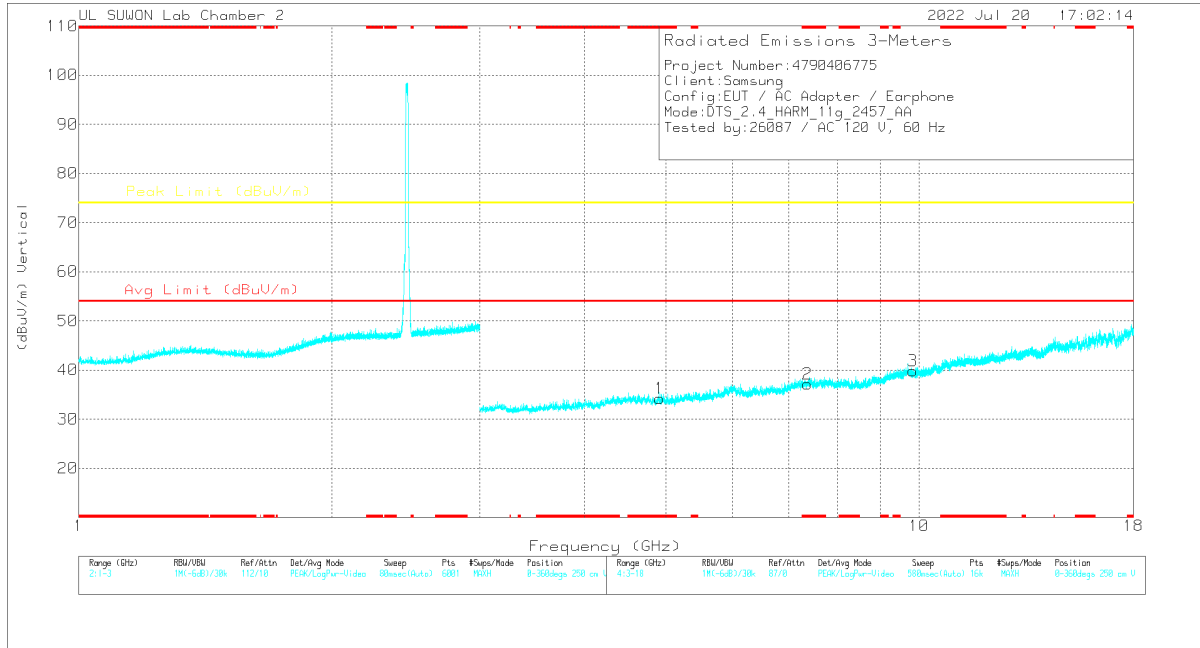


**Trace Markers**

Marker	Frequency (GHz)	Meas Reading (dBuV)	Det	3117_00168724	10dB_ATT[dB]	DC Corr (dB)	Corrected Reading (dBuV/m)	Average Limit (dBuV/m)	Margin (dB)	Peak Limit (dBuV/m)	PK Margin (dB)	Azimuth (Degs)	Height (cm)	Polarity
1	* 2.39	51.9	Pk	31.9	-19.7	0	64.1	-	-	74	-9.9	53	111	H
2	* 2.38984	54.26	Pk	31.9	-19.7	0	66.46	-	-	74	-7.54	53	111	H
3	* 2.39	39.46	RMS	31.9	-19.7	.16	50.32	54	-3.19	-	-	53	111	H
4	* 2.38991	38.72	RMS	31.9	-19.7	.16	51.08	54	-2.92	-	-	53	111	H

\* - indicates frequency in CFR47 Pt 15 / IC RSS-Restricted Band  
 Pk - Peak detector  
 RMS - RMS detection

**HARMONICS AND SPURIOUS EMISSIONS(WORST CASE: 802.11g / 2457 MHz)**  
**2457 MHz VERTICAL**



Note: Emission was scanned up to 40GHz; No emissions were detected above the noise floor which was at least 20dB below the specification limit.

**Radiated Emissions**

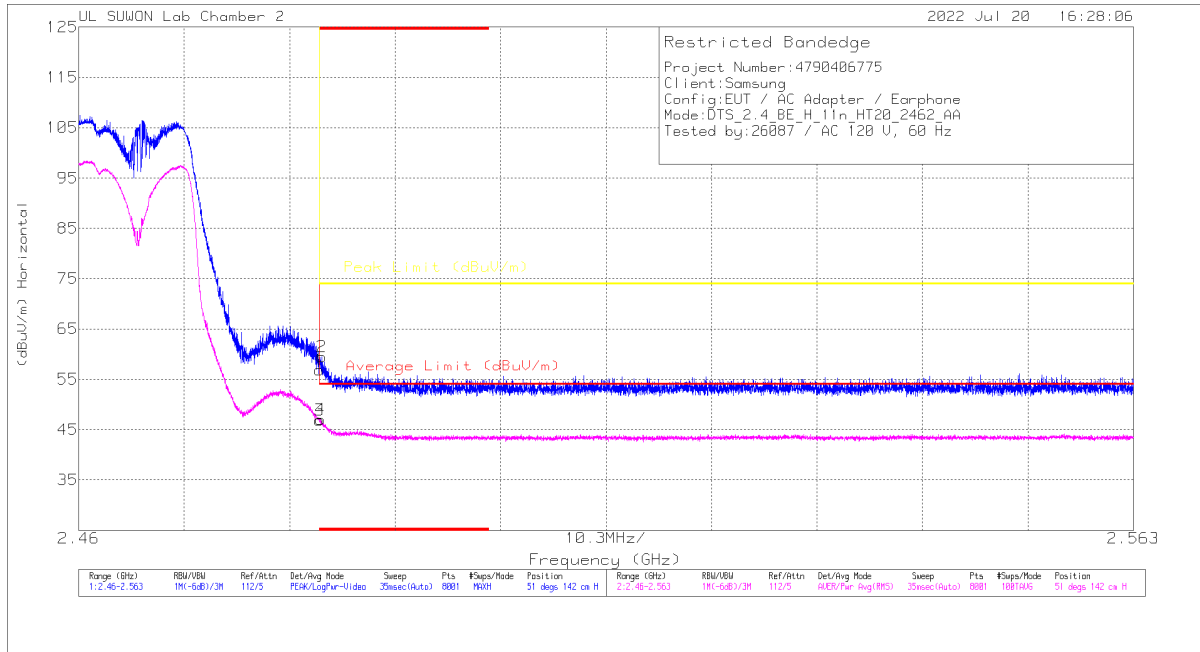
Frequency (GHz)	Meter Reading (dBuV)	Det	3117_00168724	3GHz_HP[dB]	DC Corr (dB)	Corrected Reading (dBuV/m)	Avg Limit (dBuV/m)	Margin (dB)	Peak Limit (dBuV/m)	Margin (dB)	Azimuth (Degs)	Height (cm)	Polarity
9.82022	32.2	PK2	37.2	-21.5	0	47.9	-	-	74	-26.1	0	100	V

\* - indicates frequency in CFR47 Pt 15 / IC RSS-Restricted Band  
 PK2 - KDB558074 Method: Maximum Peak



**BANDEDGE (WORST CASE: 802.11n HT20 MIMO / 2462 MHz)**

**HORIZONTAL PEAK AND AVERAGE DATA**

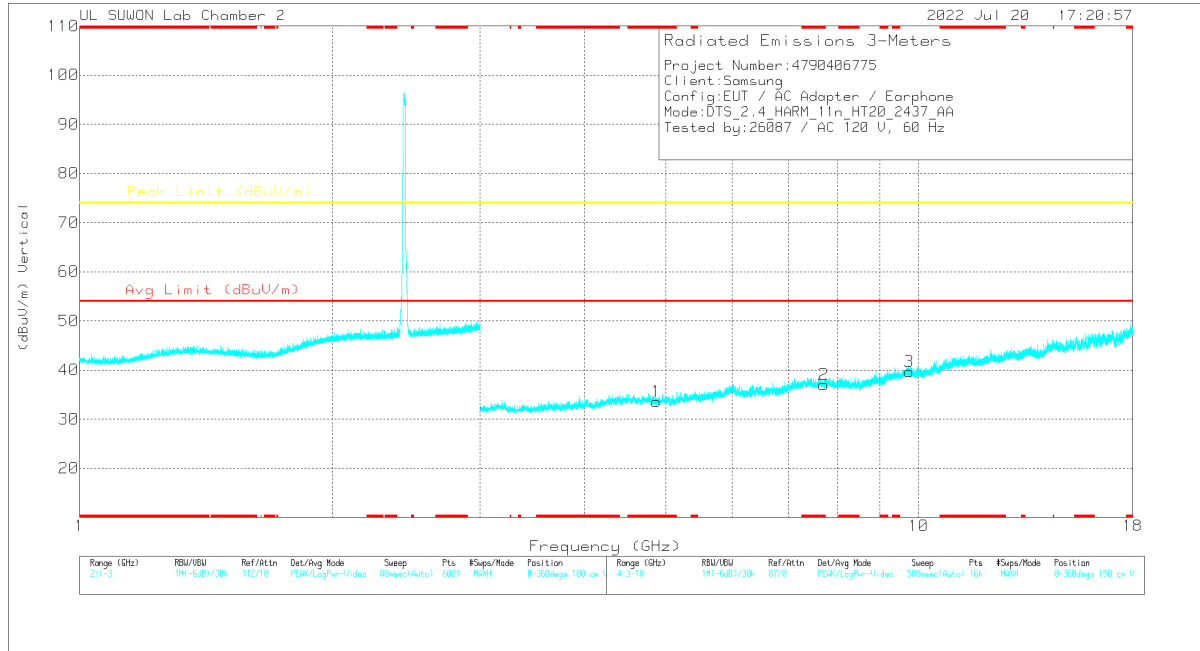


**Trace Markers**

Marker	Frequency (GHz)	Meter Reading (dBu/m)	Det	3117_00168724	10dB_ATT[dB]	DC Corr (dB)	Corrected Reading (dBu/m)	Average Limit (dBu/m)	Margin (dB)	Peak Limit (dBu/m)	PK Margin (dB)	Azimuth (Degs)	Height (cm)	Polarity
1	* 2.48351	44.49	PK	32	-19.6	0	56.89	-	-	74	-17.11	51	142	H
2	* 2.48372	47.11	PK	32	-19.6	0	59.51	-	-	74	-14.49	51	142	H
3	* 2.48351	34.44	RMS	32	-19.6	.09	46.93	54	-7.07	-	-	51	142	H
4	* 2.48361	34.58	RMS	32	-19.6	.09	47.07	54	-6.93	-	-	51	142	H

\* - indicates frequency in CFR47 Pt 15 / IC RSS-Restricted Band  
 PK - Peak detector  
 RMS - RMS detection

**HARMONICS AND SPURIOUS EMISSIONS(WORST CASE: 802.11n HT20 MIMO / 2437 MHz)**  
**2437 MHz VERTICAL**



Note: Emission was scanned up to 40GHz; No emissions were detected above the noise floor which was at least 20dB below the specification limit.

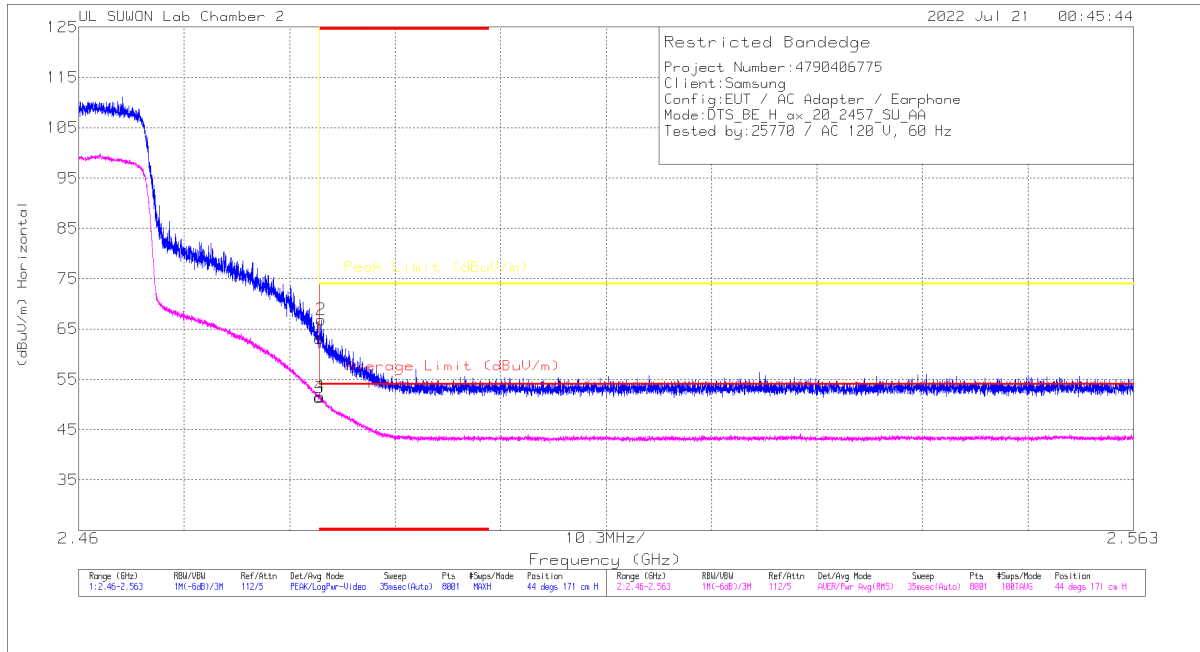
**Radiated Emissions**

Frequency (GHz)	Meter Reading (dBuV)	Det	3117_00168724	3GHz_HP[dB]	DC Corr (dB)	Corrected Reading (dBuV/m)	Avg Limit (dBuV/m)	Margin (dB)	Peak Limit (dBuV/m)	Margin (dB)	Azimuth (Degs)	Height (cm)	Polarity
9.73883	32.05	PK2	37.1	-20.8	0	48.35	-	-	74	-25.65	0	100	V

\* - indicates frequency in CFR47 Pt 15 / IC RSS-Restricted Band  
 PK2 - KDB558074 Method: Maximum Peak

**BANDEDGE (WORST CASE: 802.11ax HE20(SU) MIMO / 2457 MHz)**

**HORIZONTAL PEAK AND AVERAGE DATA**

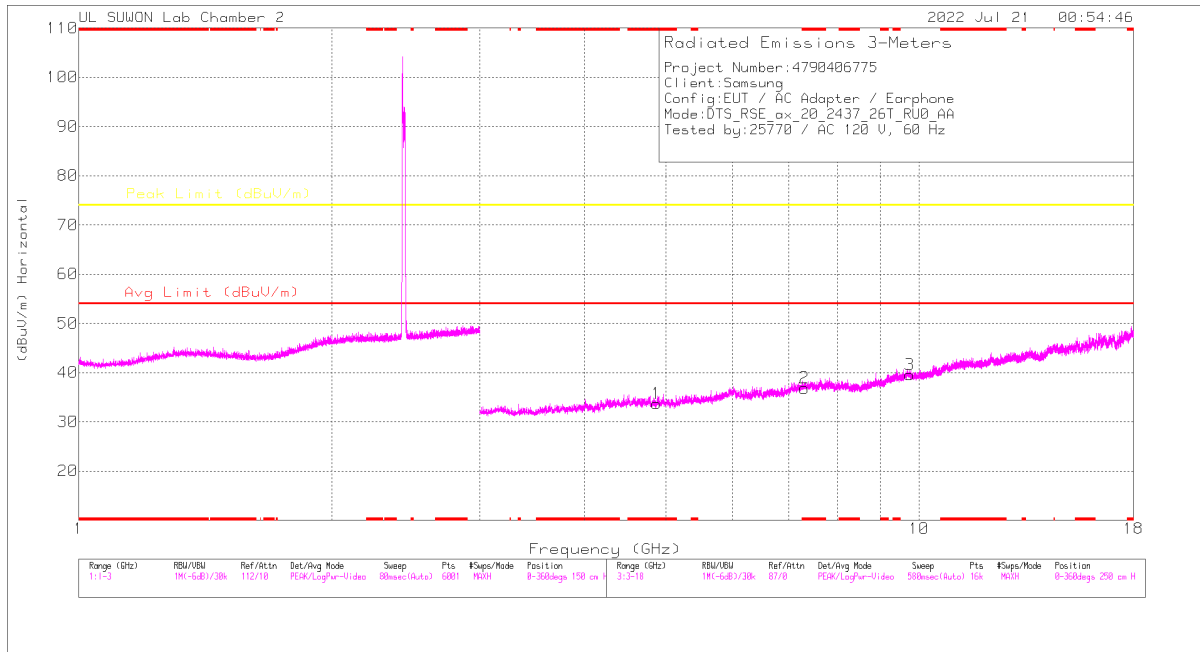


**Trace Markers**

Marker	Frequency (GHz)	Meter Reading (dBuV)	Det	3117_00168724	10dB_ATT[dB]	DC Corr (dB)	Corrected Reading (dBuV/m)	Average Limit (dBuV/m)	Margin (dB)	Peak Limit (dBuV/m)	PK Margin (dB)	Azimuth (Degs)	Height (cm)	Polarity
1	* 2.48351	50.76	PK	32	-19.6	0	63.16	-	-	74	-10.84	44	171	H
2	* 2.48368	54.49	PK	32	-19.6	0	66.89	-	-	74	-7.11	44	171	H
3	* 2.48351	39.03	RMS	32	-19.6	0	51.43	54	-2.57	-	-	44	171	H
4	* 2.48357	39.2	RMS	32	-19.6	0	51.6	54	-2.4	-	-	44	171	H

\* - indicates frequency in CFR47 Pt 15 / IC RSS-Restricted Band  
 PK - Peak detector  
 RMS - RMS detection

**HARMONICS AND SPURIOUS EMISSIONS(WORST CASE: 802.11ax HE20 RU0 MIMO / 2437 MHz)  
 2437 MHz HORIZONTAL**



Note: Emission was scanned up to 40GHz; No emissions were detected above the noise floor which was at least 20dB below the specification limit.

**Radiated Emissions**

Frequency (GHz)	Meter Reading (dBuV)	Det	3117_00168724	3GHz_HP[dB]	DC Corr (dB)	Corrected Reading (dBuV/m)	Avg Limit (dBuV/m)	Margin (dB)	Peak Limit (dBuV/m)	Margin (dB)	Azimuth (Degs)	Height (cm)	Polarity
9.75494	32.19	PK2		-20.9	0	48.49	-	-	74	-25.51	0	100	H

\* - indicates frequency in CFR47 Pt 15 / IC RSS-Restricted Band  
 PK2 - KDB558074 Method: Maximum Peak

**END OF TEST REPORT**