


## DUT and SAR Set-up Photos

### Overall Dimensions



Front View of the DUT




Rear View of the DUT



## Setup Photos

Tablet Vertical and Horizontal Reference Lines


Vertical  
Center Line




Horizontal  
Line

## Standalone Exposure Conditions


Rear (7mm)




Rear (0mm)



Edge 1(7mm)




Edge 1(0mm)







Edge 4(5mm)




Edge 4(0mm)



Corner (4mm)



Corner (0mm)



## Antenna Dimensions & Separation Distances

- ① BT/WiFi Ant (TX & RX)
- ② GPS Ant (Rx)

