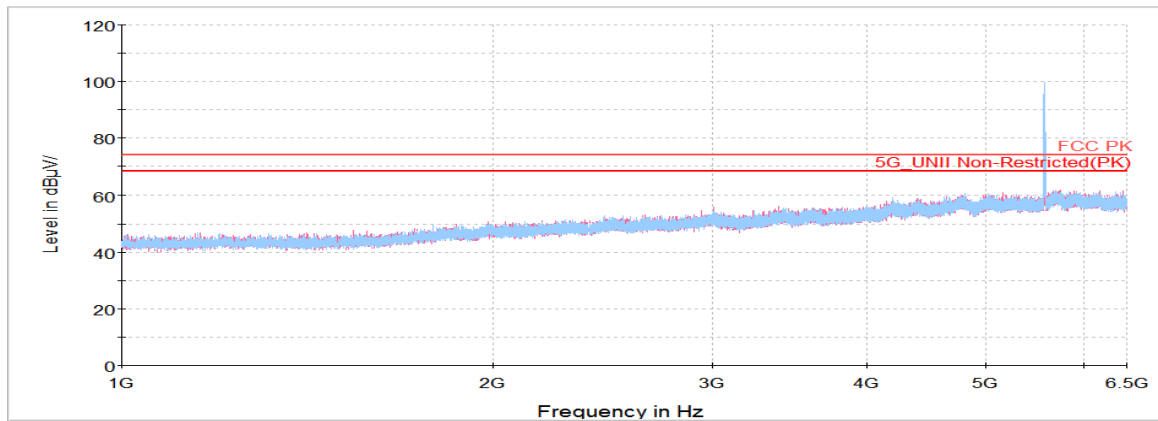


**Plot of Harmonics and Spurious Emissions**

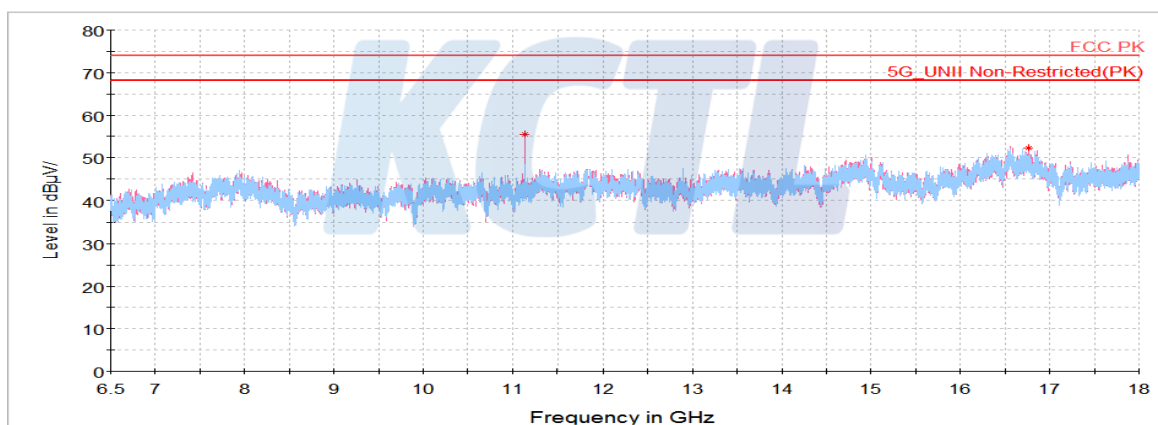
In order to simplify the report, attached plots were only the lowest margin condition

**UNII-2C\_802.11ax\_RU mode (HE 20 / 26T / RU offset 0)\_ANT 1 Middle Channel (5 580 MHz)**

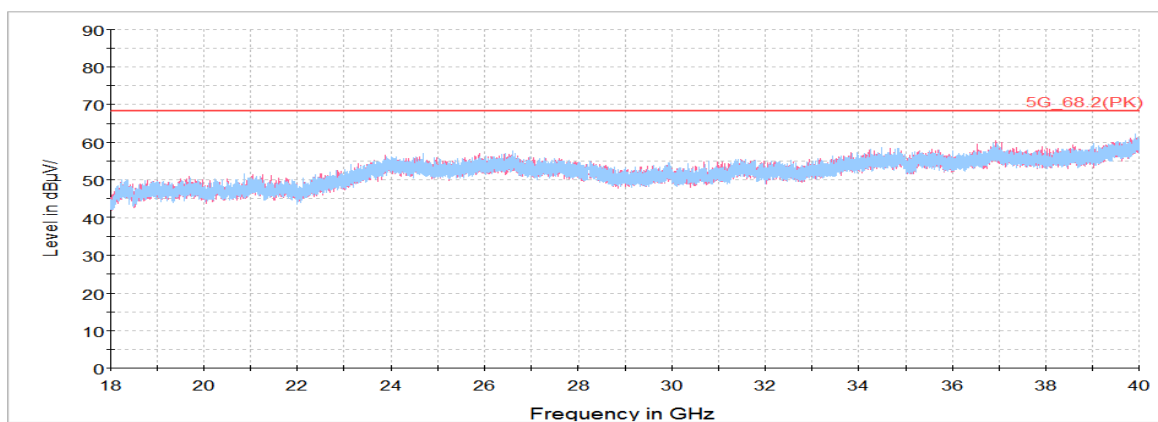
**Horizontal/Vertical for 1 GHz ~ 6.5 GHz**



**Horizontal/Vertical for 6.5 GHz ~ 18 GHz**



**Horizontal/Vertical for 18 GHz ~ 40 GHz**



**UNII-3 Tx (SISO) Bandedge (Lowest Channel)**

**802.11ax\_HE20 SU mode\_ANT 1 Lowest Channel (5 745 MHz)**

Frequency	Pol.	Reading	Ant. Factor	Amp.+Cable	DCF	Result	Limit	Margin
(MHz)	(V/H)	(dB( $\mu$ V))	(dB)	(dB)	(dB)	(dB( $\mu$ V/m))	(dB( $\mu$ V/m))	(dB)
<b>Peak data</b>								
5 721.58	H	47.39	35.07	-25.87	-	56.59	114.40	57.81

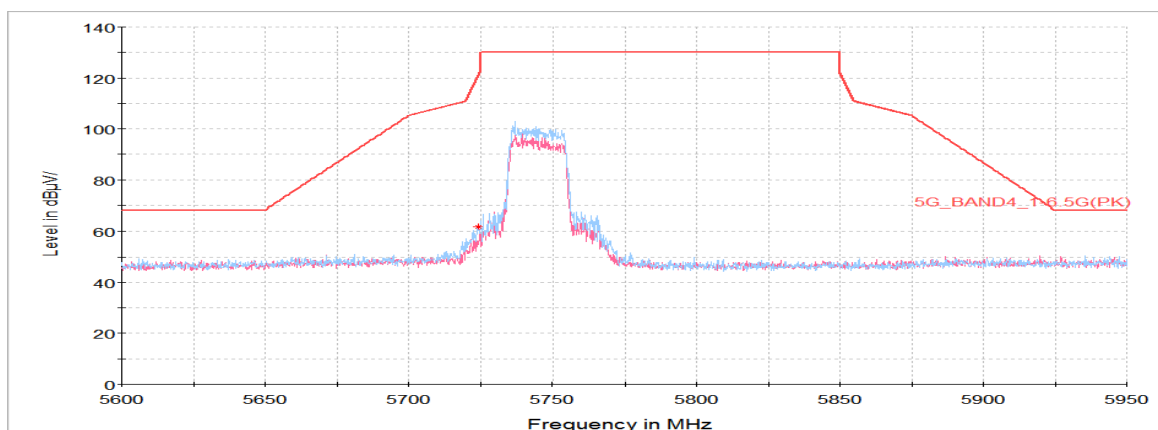
**Horizontal/Vertical for Band-edge**



**802.11ax\_HE20 SU mode\_ANT 2 Lowest Channel (5 745 MHz)**

Frequency	Pol.	Reading	Ant. Factor	Amp.+Cable	DCF	Result	Limit	Margin
(MHz)	(V/H)	(dB( $\mu$ V))	(dB)	(dB)	(dB)	(dB( $\mu$ V/m))	(dB( $\mu$ V/m))	(dB)
<b>Peak data</b>								
5 724.16	H	52.80	35.07	-25.91	-	61.96	120.28	58.32

**Horizontal/Vertical for Band-edge**



**802.11ax\_HE40 SU mode\_ANT 1 Lowest Channel (5 755 MHz)**

Frequency	Pol.	Reading	Ant. Factor	Amp.+Cable	DCF	Result	Limit	Margin
(MHz)	(V/H)	(dB(μV))	(dB)	(dB)	(dB)	(dB(μV/m))	(dB(μV/m))	(dB)
<b>Peak data</b>								
5 717.11	V	46.40	35.06	-25.80	-	55.66	109.99	54.33

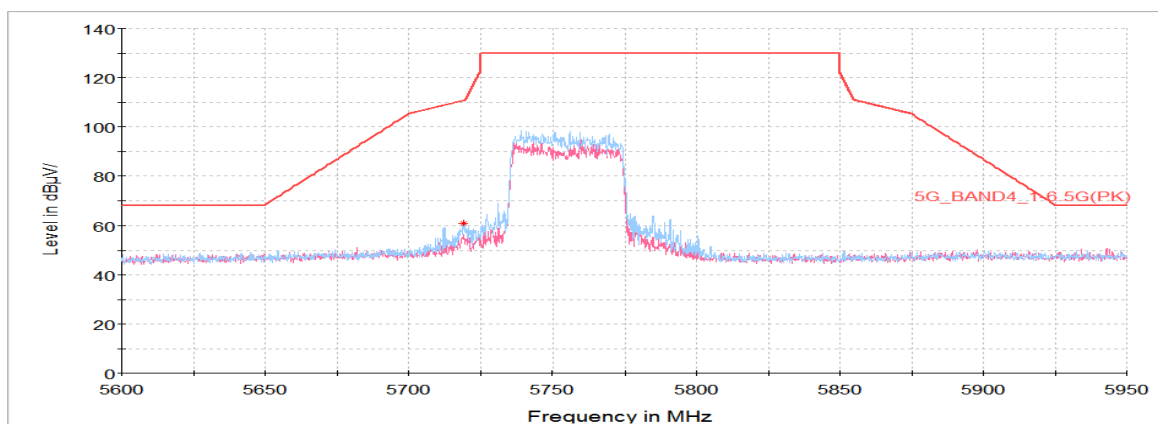
**Horizontal/Vertical for Band-edge**



**802.11ax\_HE40 SU mode\_ANT 2 Lowest Channel (5 755 MHz)**

Frequency	Pol.	Reading	Ant. Factor	Amp.+Cable	DCF	Result	Limit	Margin
(MHz)	(V/H)	(dB(μV))	(dB)	(dB)	(dB)	(dB(μV/m))	(dB(μV/m))	(dB)
<b>Peak data</b>								
5 719.17	H	51.87	35.06	-25.83	-	61.10	110.57	49.47

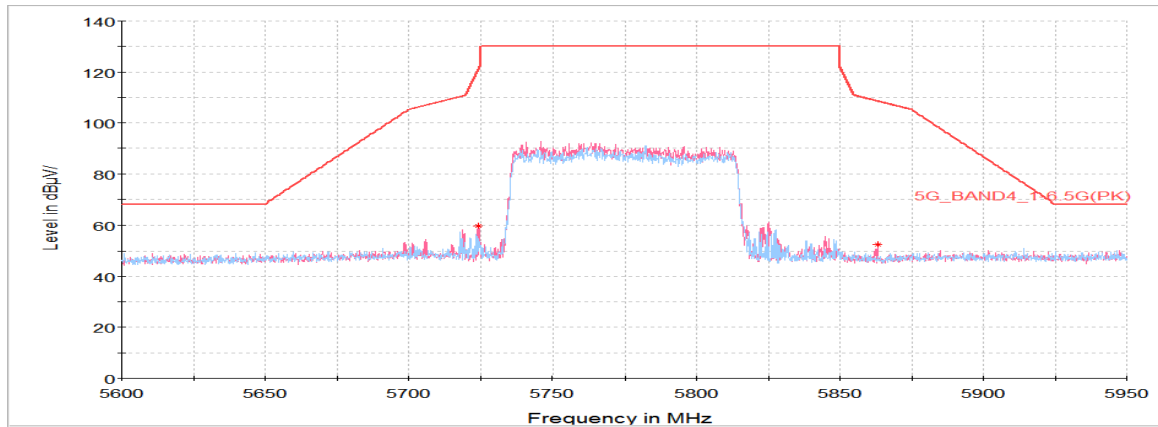
**Horizontal/Vertical for Band-edge**



**802.11ax\_HE80 SU mode\_ANT 1 Middle Channel (5 775 MHz)**

Frequency	Pol.	Reading	Ant. Factor	Amp.+Cable	DCF	Result	Limit	Margin
(MHz)	(V/H)	(dB(μV))	(dB)	(dB)	(dB)	(dB(μV/m))	(dB(μV/m))	(dB)
<b>Peak data</b>								
5 724.16	V	50.73	35.07	-25.91	-	59.89	120.28	60.38

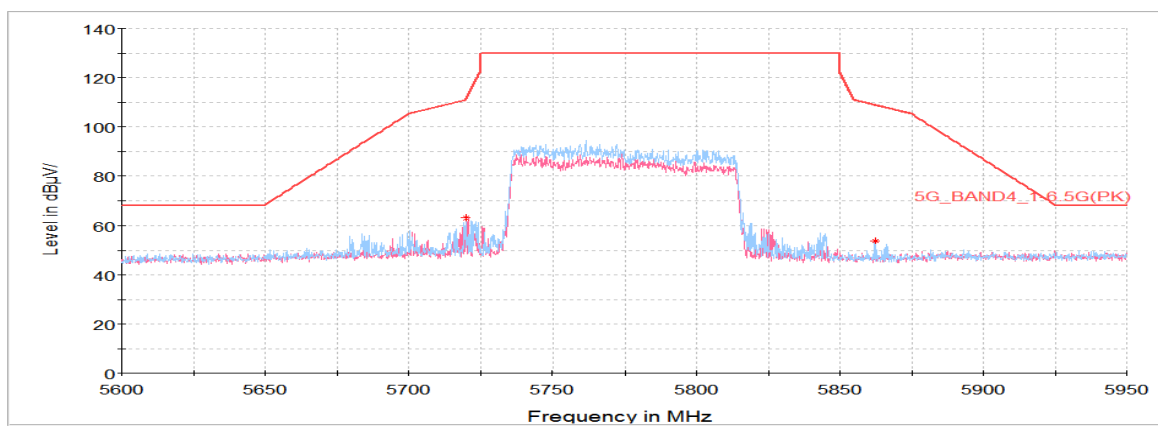
**Horizontal/Vertical for Band-edge**



**802.11ax\_HE80 SU mode\_ANT 2 Middle Channel (5 775 MHz)**

Frequency	Pol.	Reading	Ant. Factor	Amp.+Cable	DCF	Result	Limit	Margin
(MHz)	(V/H)	(dB(μV))	(dB)	(dB)	(dB)	(dB(μV/m))	(dB(μV/m))	(dB)
<b>Peak data</b>								
5 720.20	V	53.63	35.06	-25.85	-	62.84	111.26	48.42

**Horizontal/Vertical for Band-edge**



**802.11ax\_RU mode (HE 80 / 484T / RU offset 65)\_ANT 1 Middle Channel (5 775 MHz)**

Frequency	Pol.	Reading	Ant. Factor	Amp.+Cable	DCF	Result	Limit	Margin
(MHz)	(V/H)	(dB( $\mu$ V))	(dB)	(dB)	(dB)	(dB( $\mu$ V/m))	(dB( $\mu$ V/m))	(dB)
<b>Peak data</b>								
5 720.72	H	43.53	35.06	-25.86	-	52.73	112.44	59.71

**802.11ax\_RU mode (HE 80 / 484T / RU offset 65)\_ANT 2 Middle Channel (5 775 MHz)**

Frequency	Pol.	Reading	Ant. Factor	Amp.+Cable	DCF	Result	Limit	Margin
(MHz)	(V/H)	(dB( $\mu$ V))	(dB)	(dB)	(dB)	(dB( $\mu$ V/m))	(dB( $\mu$ V/m))	(dB)
<b>Peak data</b>								
5 723.64	H	41.56	35.07	-25.90	-	50.73	119.10	68.37

**802.11ax\_RU mode (HE 40 / 242T / RU offset 61)\_ANT 1 Lowest Channel (5 755 MHz)**

Frequency	Pol.	Reading	Ant. Factor	Amp.+Cable	DCF	Result	Limit	Margin
(MHz)	(V/H)	(dB( $\mu$ V))	(dB)	(dB)	(dB)	(dB( $\mu$ V/m))	(dB( $\mu$ V/m))	(dB)
<b>Peak data</b>								
5 722.95	H	42.28	35.07	-25.89	-	51.46	117.53	66.08

**802.11ax\_RU mode (HE 80 / 242T / RU offset 61)\_ANT 2 Middle Channel (5 775 MHz)**

Frequency	Pol.	Reading	Ant. Factor	Amp.+Cable	DCF	Result	Limit	Margin
(MHz)	(V/H)	(dB( $\mu$ V))	(dB)	(dB)	(dB)	(dB( $\mu$ V/m))	(dB( $\mu$ V/m))	(dB)
<b>Peak data</b>								
5 722.95	H	42.75	35.07	-25.89	-	51.93	117.53	65.61

**802.11ax\_RU mode (HE 20 / 106T / RU offset 53)\_ANT 1 Lowest Channel (5 745 MHz)**

Frequency	Pol.	Reading	Ant. Factor	Amp.+Cable	DCF	Result	Limit	Margin
(MHz)	(V/H)	(dB( $\mu$ V))	(dB)	(dB)	(dB)	(dB( $\mu$ V/m))	(dB( $\mu$ V/m))	(dB)
<b>Peak data</b>								
5 724.50	H	41.43	35.07	-25.91	-	50.59	116.75	66.16

**802.11ax\_RU mode (HE 20 / 106T / RU offset 53)\_ANT 2 Lowest Channel (5 745 MHz)**

Frequency	Pol.	Reading	Ant. Factor	Amp.+Cable	DCF	Result	Limit	Margin
(MHz)	(V/H)	(dB( $\mu$ V))	(dB)	(dB)	(dB)	(dB( $\mu$ V/m))	(dB( $\mu$ V/m))	(dB)
<b>Peak data</b>								
5 722.61	V	41.32	35.07	-25.88	-	50.51	116.75	66.24

**802.11ax\_RU mode (HE 20 / 52T / RU offset 37)\_ANT 1 Lowest Channel (5 745 MHz)**

Frequency	Pol.	Reading	Ant. Factor	Amp.+Cable	DCF	Result	Limit	Margin
(MHz)	(V/H)	(dB( $\mu$ V))	(dB)	(dB)	(dB)	(dB( $\mu$ V/m))	(dB( $\mu$ V/m))	(dB)
<b>Peak data</b>								
5 723.47	H	40.71	35.07	-25.90	-	49.88	118.71	68.83

**802.11ax\_RU mode (HE 20 / 52T / RU offset 37)\_ANT 2 Lowest Channel (5 745 MHz)**

Frequency	Pol.	Reading	Ant. Factor	Amp.+Cable	DCF	Result	Limit	Margin
(MHz)	(V/H)	(dB( $\mu$ V))	(dB)	(dB)	(dB)	(dB( $\mu$ V/m))	(dB( $\mu$ V/m))	(dB)
<b>Peak data</b>								
5 721.23	V	42.08	35.07	-25.86	-	51.29	113.61	62.33

**802.11ax\_RU mode (HE 20 / 26T / RU offset 0)\_ANT 1 Lowest Channel (5 745 MHz)**

Frequency	Pol.	Reading	Ant. Factor	Amp.+Cable	DCF	Result	Limit	Margin
(MHz)	(V/H)	(dB( $\mu$ V))	(dB)	(dB)	(dB)	(dB( $\mu$ V/m))	(dB( $\mu$ V/m))	(dB)
<b>Peak data</b>								
5 720.38	H	41.63	35.06	-25.85	-	50.84	111.66	60.81

**802.11ax\_RU mode (HE 20 / 26T / RU offset 0)\_ANT 2 Lowest Channel (5 745 MHz)**

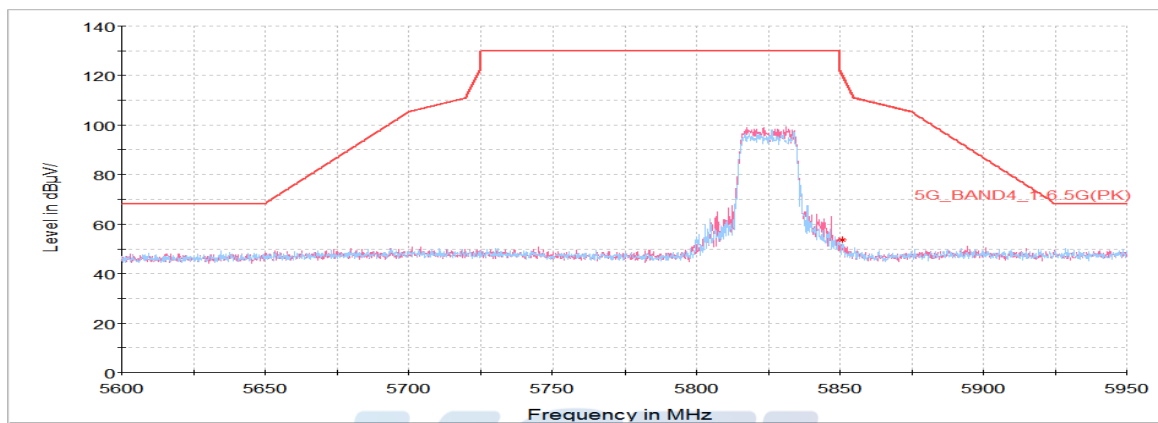
Frequency	Pol.	Reading	Ant. Factor	Amp.+Cable	DCF	Result	Limit	Margin
(MHz)	(V/H)	(dB( $\mu$ V))	(dB)	(dB)	(dB)	(dB( $\mu$ V/m))	(dB( $\mu$ V/m))	(dB)
<b>Peak data</b>								
5 719.86	V	41.37	35.06	-25.84	-	50.59	110.76	60.17

**UNII-3 1Tx (SISO) Bandedge (Highest Channel)**

**802.11ax\_HE20 SU mode\_ANT 1 Highest Channel (5 825 MHz)**

Frequency	Pol.	Reading	Ant. Factor	Amp.+Cable	DCF	Result	Limit	Margin
(MHz)	(V/H)	(dB(μV))	(dB)	(dB)	(dB)	(dB(μV/m))	(dB(μV/m))	(dB)
<b>Peak data</b>								
5 850.83	H	45.13	35.22	-26.68	-	53.67	120.31	66.64

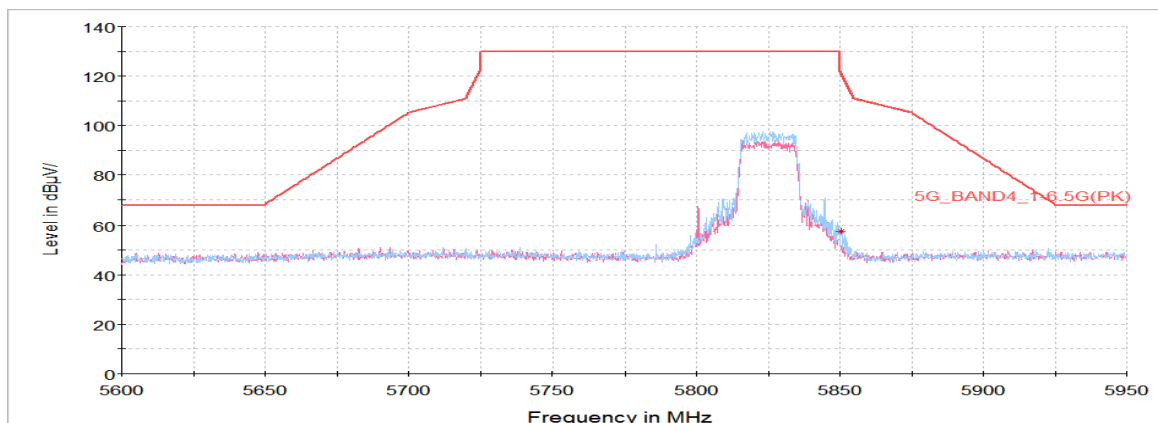
**Horizontal/Vertical for Band-edge**



**802.11ax\_HE20 SU mode\_ANT 2 Highest Channel (5 825 MHz)**

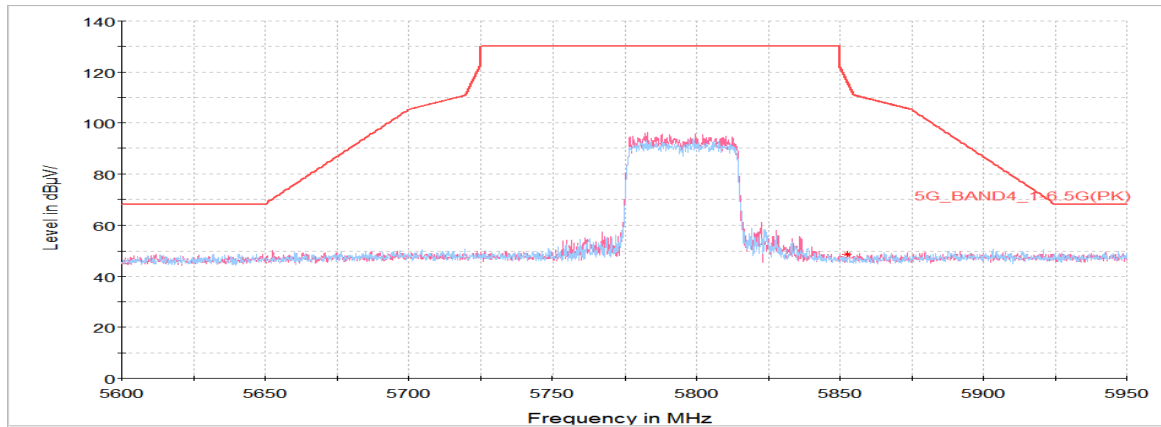
Frequency	Pol.	Reading	Ant. Factor	Amp.+Cable	DCF	Result	Limit	Margin
(MHz)	(V/H)	(dB(μV))	(dB)	(dB)	(dB)	(dB(μV/m))	(dB(μV/m))	(dB)
<b>Peak data</b>								
5 850.31	H	49.11	35.22	-26.68	-	57.65	121.49	63.84

**Horizontal/Vertical for Band-edge**

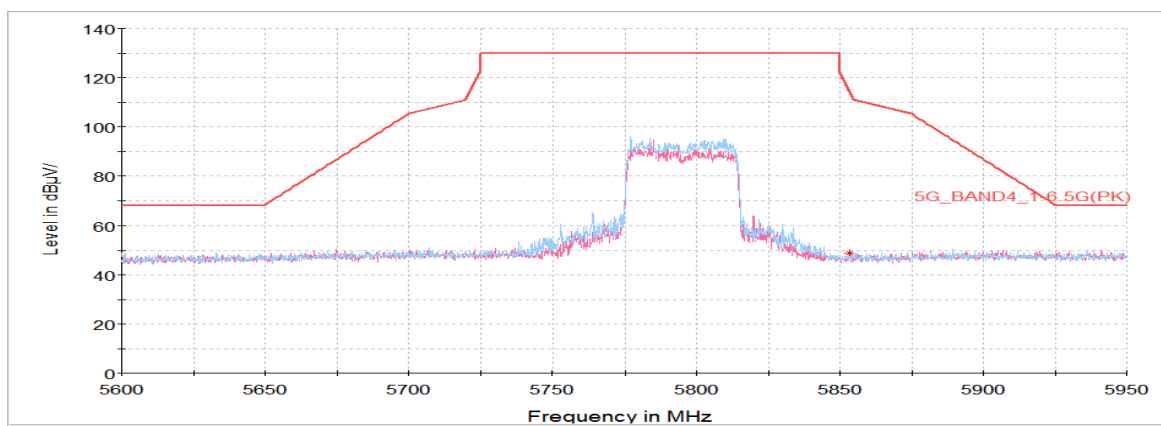


**802.11ax\_HE40 SU mode\_ANT 1 Highest Channel (5 795 MHz)**

Frequency	Pol.	Reading	Ant. Factor	Amp.+Cable	DCF	Result	Limit	Margin
(MHz)	(V/H)	(dB( $\mu$ V))	(dB)	(dB)	(dB)	(dB( $\mu$ V/m))	(dB( $\mu$ V/m))	(dB)
<b>Peak data</b>								
5 852.55	H	40.20	35.22	-26.66	-	48.76	116.39	67.63

**Horizontal/Vertical for Band-edge****802.11ax\_HE40 SU mode\_ANT 2 Highest Channel (5 795 MHz)**

Frequency	Pol.	Reading	Ant. Factor	Amp.+Cable	DCF	Result	Limit	Margin
(MHz)	(V/H)	(dB( $\mu$ V))	(dB)	(dB)	(dB)	(dB( $\mu$ V/m))	(dB( $\mu$ V/m))	(dB)
<b>Peak data</b>								
5 853.23	V	40.17	35.22	-26.66	-	48.73	114.83	66.09

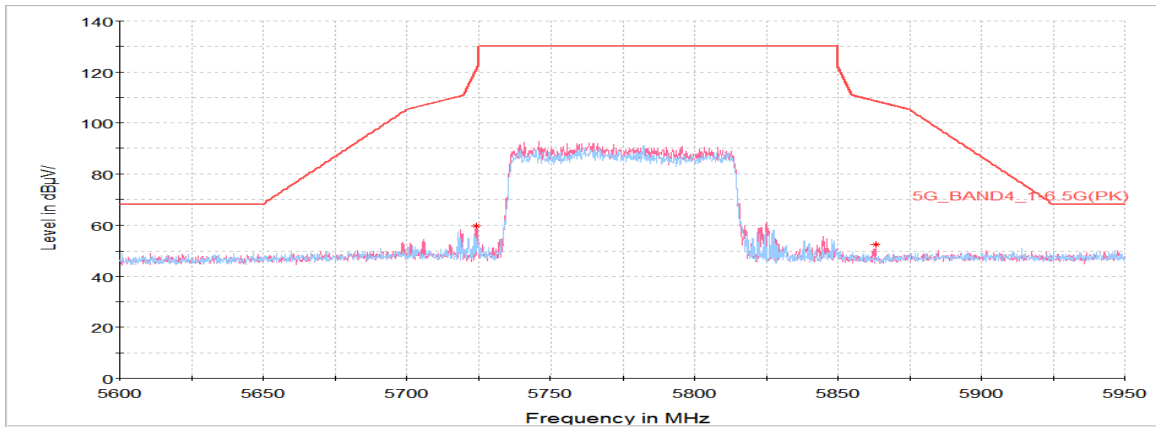
**Horizontal/Vertical for Band-edge**



**802.11ax\_HE80 SU mode\_ANT 1 Middle Channel (5 775 MHz)**

Frequency	Pol.	Reading	Ant. Factor	Amp.+Cable	DCF	Result	Limit	Margin
(MHz)	(V/H)	(dB(μV))	(dB)	(dB)	(dB)	(dB(μV/m))	(dB(μV/m))	(dB)
<b>Peak data</b>								
5 863.20	V	43.74	35.24	-26.60	-	52.38	108.50	56.12

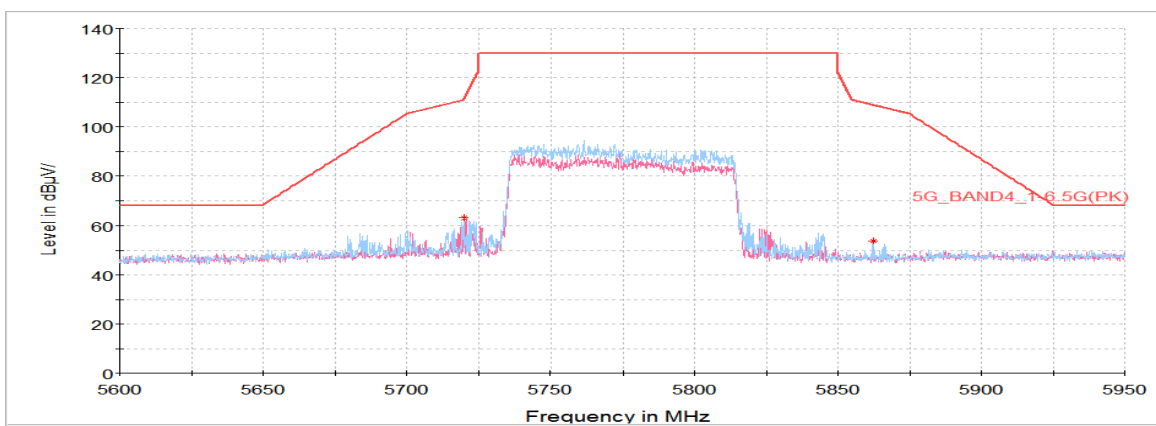
**Horizontal/Vertical for Band-edge**



**802.11ax\_HE80 SU mode\_ANT 2 Middle Channel (5 775 MHz)**

Frequency	Pol.	Reading	Ant. Factor	Amp.+Cable	DCF	Result	Limit	Margin
(MHz)	(V/H)	(dB(μV))	(dB)	(dB)	(dB)	(dB(μV/m))	(dB(μV/m))	(dB)
<b>Peak data</b>								
5 862.52	H	45.01	35.24	-26.60	-	53.65	108.70	55.05

**Horizontal/Vertical for Band-edge**



**802.11ax\_RU mode (HE 80 / 484T / RU offset 66)\_ANT 1 Middle Channel (5 775 MHz)**

Frequency	Pol.	Reading	Ant. Factor	Amp.+Cable	DCF	Result	Limit	Margin
(MHz)	(V/H)	(dB( $\mu$ V))	(dB)	(dB)	(dB)	(dB( $\mu$ V/m))	(dB( $\mu$ V/m))	(dB)
<b>Peak data</b>								
5 855.47	H	41.60	35.23	-26.65	-	50.18	110.67	60.49

**802.11ax\_RU mode (HE 80 / 484T / RU offset 66)\_ANT 2 Middle Channel (5 775 MHz)**

Frequency	Pol.	Reading	Ant. Factor	Amp.+Cable	DCF	Result	Limit	Margin
(MHz)	(V/H)	(dB( $\mu$ V))	(dB)	(dB)	(dB)	(dB( $\mu$ V/m))	(dB( $\mu$ V/m))	(dB)
<b>Peak data</b>								
5 851.52	H	39.47	35.22	-26.67	-	48.02	118.74	70.72

**802.11ax\_RU mode (HE 80 / 242T / RU offset 64)\_ANT 1 Middle Channel (5 775 MHz)**

Frequency	Pol.	Reading	Ant. Factor	Amp.+Cable	DCF	Result	Limit	Margin
(MHz)	(V/H)	(dB( $\mu$ V))	(dB)	(dB)	(dB)	(dB( $\mu$ V/m))	(dB( $\mu$ V/m))	(dB)
<b>Peak data</b>								
5 853.23	H	40.31	35.22	-26.66	-	48.87	114.83	65.95

**802.11ax\_RU mode (HE 80 / 242T / RU offset 64)\_ANT 2 Middle Channel (5 775 MHz)**

Frequency	Pol.	Reading	Ant. Factor	Amp.+Cable	DCF	Result	Limit	Margin
(MHz)	(V/H)	(dB( $\mu$ V))	(dB)	(dB)	(dB)	(dB( $\mu$ V/m))	(dB( $\mu$ V/m))	(dB)
<b>Peak data</b>								
5 857.02	H	40.87	35.23	-26.64	-	49.46	110.24	60.78

**802.11ax\_RU mode (HE 20 / 106T / RU offset 54)\_ANT 1 Highest Channel (5 825 MHz)**

Frequency	Pol.	Reading	Ant. Factor	Amp.+Cable	DCF	Result	Limit	Margin
(MHz)	(V/H)	(dB( $\mu$ V))	(dB)	(dB)	(dB)	(dB( $\mu$ V/m))	(dB( $\mu$ V/m))	(dB)
<b>Peak data</b>								
5 851.86	H	39.88	35.22	-26.67	-	48.43	117.96	69.54

**802.11ax\_RU mode (HE 80 / 106T / RU offset 60)\_ANT 2 Middle Channel (5 775 MHz)**

Frequency	Pol.	Reading	Ant. Factor	Amp.+Cable	DCF	Result	Limit	Margin
(MHz)	(V/H)	(dB( $\mu$ V))	(dB)	(dB)	(dB)	(dB( $\mu$ V/m))	(dB( $\mu$ V/m))	(dB)
<b>Peak data</b>								
5 858.91	H	40.72	35.23	-26.63	-	49.32	109.71	60.39

**802.11ax\_RU mode (HE 20 / 52T / RU offset 40)\_ANT 1 Highest Channel (5 825 MHz)**

Frequency	Pol.	Reading	Ant. Factor	Amp.+Cable	DCF	Result	Limit	Margin
(MHz)	(V/H)	(dB( $\mu$ V))	(dB)	(dB)	(dB)	(dB( $\mu$ V/m))	(dB( $\mu$ V/m))	(dB)
<b>Peak data</b>								
5 852.38	V	40.47	35.22	-26.67	-	49.02	116.79	67.77

**802.11ax\_RU mode (HE 20 / 52T / RU offset 40)\_ANT 2 Highest Channel (5 825 MHz)**

Frequency	Pol.	Reading	Ant. Factor	Amp.+Cable	DCF	Result	Limit	Margin
(MHz)	(V/H)	(dB( $\mu$ V))	(dB)	(dB)	(dB)	(dB( $\mu$ V/m))	(dB( $\mu$ V/m))	(dB)
<b>Peak data</b>								
5 852.20	H	40.97	35.22	-26.67	-	49.52	117.18	67.66

**802.11ax\_RU mode (HE 20 / 26T / RU offset 8)\_ANT 1 Highest Channel (5 825 MHz)**

Frequency	Pol.	Reading	Ant. Factor	Amp.+Cable	DCF	Result	Limit	Margin
(MHz)	(V/H)	(dB( $\mu$ V))	(dB)	(dB)	(dB)	(dB( $\mu$ V/m))	(dB( $\mu$ V/m))	(dB)
<b>Peak data</b>								
5 851.00	H	41.29	35.22	-26.67	-	49.84	119.92	70.08

**802.11ax\_RU mode (HE 20 / 26T / RU offset 8)\_ANT 2 Highest Channel (5 825 MHz)**

Frequency	Pol.	Reading	Ant. Factor	Amp.+Cable	DCF	Result	Limit	Margin
(MHz)	(V/H)	(dB( $\mu$ V))	(dB)	(dB)	(dB)	(dB( $\mu$ V/m))	(dB( $\mu$ V/m))	(dB)
<b>Peak data</b>								
5 857.36	H	42.18	35.23	-26.64	-	50.77	110.14	59.37

**UNII-3 1Tx (SISO) Harmonics and Spurious Emissions****802.11ax\_HE20 SU mode\_ANT 1 Lowest Channel (5 745 MHz)**

Frequency	Pol.	Reading	Ant. Factor	Amp.+Cable	DCF	Result	Limit	Margin
(MHz)	(V/H)	(dB( $\mu$ V))	(dB)	(dB)	(dB)	(dB( $\mu$ V/m))	(dB( $\mu$ V/m))	(dB)
<b>Peak data</b>								
11 480.94 <sup>1)</sup>	V	61.12	37.99	-49.74	-	49.37	74.00	24.63
16 559.98	H	56.01	41.56	-45.36	-	52.21	68.20	15.99
<b>Average Data</b>								
No spurious emissions were detected within 20 dB of the limit								

**802.11ax\_HE20 SU mode\_ANT 1 Middle Channel (5 785 MHz)**

Frequency	Pol.	Reading	Ant. Factor	Amp.+Cable	DCF	Result	Limit	Margin
(MHz)	(V/H)	(dB( $\mu$ V))	(dB)	(dB)	(dB)	(dB( $\mu$ V/m))	(dB( $\mu$ V/m))	(dB)
<b>Peak data</b>								
11 572.58 <sup>1)</sup>	V	59.57	38.09	-49.79	-	47.87	74.00	26.13
16 561.42	V	56.62	41.56	-45.36	-	52.82	68.20	15.38
<b>Average Data</b>								
No spurious emissions were detected within 20 dB of the limit								

**802.11ax\_HE20 SU mode\_ANT 1 Highest Channel (5 825 MHz)**

Frequency	Pol.	Reading	Ant. Factor	Amp.+Cable	DCF	Result	Limit	Margin
(MHz)	(V/H)	(dB( $\mu$ V))	(dB)	(dB)	(dB)	(dB( $\mu$ V/m))	(dB( $\mu$ V/m))	(dB)
<b>Peak data</b>								
11 640.86 <sup>1)</sup>	V	59.71	38.17	-49.91	-	47.97	74.00	26.03
16 366.28	V	56.78	41.73	-45.97	-	52.54	68.20	15.66
<b>Average Data</b>								
No spurious emissions were detected within 20 dB of the limit								

**802.11ax\_HE20 SU mode\_ANT 2 Lowest Channel (5 745 MHz)**

Frequency	Pol.	Reading	Ant. Factor	Amp.+Cable	DCF	Result	Limit	Margin
(MHz)	(V/H)	(dB( $\mu$ V))	(dB)	(dB)	(dB)	(dB( $\mu$ V/m))	(dB( $\mu$ V/m))	(dB)
<b>Peak data</b>								
11 489.92 <sup>1)</sup>	V	57.98	37.99	-49.70	-	46.27	74.00	27.73
16 593.77	H	56.19	41.59	-45.48	-	52.30	68.20	15.90
<b>Average Data</b>								
No spurious emissions were detected within 20 dB of the limit								

**802.11ax\_HE20 SU mode\_ANT 2 Middle Channel (5 785 MHz)**

Frequency	Pol.	Reading	Ant. Factor	Amp.+Cable	DCF	Result	Limit	Margin
(MHz)	(V/H)	(dB( $\mu$ V))	(dB)	(dB)	(dB)	(dB( $\mu$ V/m))	(dB( $\mu$ V/m))	(dB)
<b>Peak data</b>								
11 584.80 <sup>1)</sup>	V	57.66	38.10	-49.81	-	45.95	74.00	28.05
16 542.02	V	56.13	41.54	-45.29	-	52.38	68.20	15.82
<b>Average Data</b>								
No spurious emissions were detected within 20 dB of the limit								

**802.11ax\_HE20 SU mode\_ANT 2 Highest Channel (5 825 MHz)**

Frequency	Pol.	Reading	Ant. Factor	Amp.+Cable	DCF	Result	Limit	Margin
(MHz)	(V/H)	(dB( $\mu$ V))	(dB)	(dB)	(dB)	(dB( $\mu$ V/m))	(dB( $\mu$ V/m))	(dB)
<b>Peak data</b>								
11 642.30 <sup>1)</sup>	V	57.74	38.17	-49.91	-	46.00	74.00	28.00
16 557.11	V	56.72	41.56	-45.35	-	52.93	68.20	15.27
<b>Average Data</b>								
No spurious emissions were detected within 20 dB of the limit								

**802.11ax\_HE40 SU mode\_ANT 1 Lowest Channel (5 755 MHz)**

Frequency	Pol.	Reading	Ant. Factor	Amp.+Cable	DCF	Result	Limit	Margin
(MHz)	(V/H)	(dB( $\mu$ V))	(dB)	(dB)	(dB)	(dB( $\mu$ V/m))	(dB( $\mu$ V/m))	(dB)
<b>Peak data</b>								
11 484.53 <sup>1)</sup>	V	59.68	37.99	-49.73	-	47.94	74.00	26.06
16 534.11	V	56.20	41.53	-45.26	-	52.47	68.20	15.73
<b>Average Data</b>								
No spurious emissions were detected within 20 dB of the limit								

**802.11ax\_HE40 SU mode\_ANT 1 Highest Channel (5 795 MHz)**

Frequency	Pol.	Reading	Ant. Factor	Amp.+Cable	DCF	Result	Limit	Margin
(MHz)	(V/H)	(dB( $\mu$ V))	(dB)	(dB)	(dB)	(dB( $\mu$ V/m))	(dB( $\mu$ V/m))	(dB)
<b>Peak data</b>								
11 589.83 <sup>1)</sup>	V	59.16	38.11	-49.82	-	47.45	74.00	26.55
16 557.11	H	55.53	41.56	-45.35	-	51.74	68.20	16.46
<b>Average Data</b>								
No spurious emissions were detected within 20 dB of the limit								

**802.11ax\_HE40 SU mode\_ANT 2 Lowest Channel (5 755 MHz)**

Frequency	Pol.	Reading	Ant. Factor	Amp.+Cable	DCF	Result	Limit	Margin
(MHz)	(V/H)	(dB( $\mu$ V))	(dB)	(dB)	(dB)	(dB( $\mu$ V/m))	(dB( $\mu$ V/m))	(dB)
<b>Peak data</b>								
11 485.61 <sup>1)</sup>	H	57.72	37.99	-49.72	-	45.99	74.00	28.01
16 572.56	V	56.02	41.57	-45.40	-	52.19	68.20	16.01
<b>Average Data</b>								
No spurious emissions were detected within 20 dB of the limit								

**802.11ax\_HE40 SU mode\_ANT 2 Highest Channel (5 795 MHz)**

Frequency	Pol.	Reading	Ant. Factor	Amp.+Cable	DCF	Result	Limit	Margin
(MHz)	(V/H)	(dB( $\mu$ V))	(dB)	(dB)	(dB)	(dB( $\mu$ V/m))	(dB( $\mu$ V/m))	(dB)
<b>Peak data</b>								
11 585.52 <sup>1)</sup>	H	59.03	38.10	-49.81	-	47.32	74.00	26.68
16 546.33	H	55.81	41.55	-45.31	-	52.05	68.20	16.15
<b>Average Data</b>								
No spurious emissions were detected within 20 dB of the limit								

**802.11ax\_HE80 SU mode\_ANT 1 Middle Channel (5 775 MHz)**

Frequency	Pol.	Reading	Ant. Factor	Amp.+Cable	DCF	Result	Limit	Margin
(MHz)	(V/H)	(dB( $\mu$ V))	(dB)	(dB)	(dB)	(dB( $\mu$ V/m))	(dB( $\mu$ V/m))	(dB)
<b>Peak data</b>								
11 578.69 <sup>1)</sup>	V	57.96	38.09	-49.80	-	46.25	74.00	27.75
16 558.19	H	56.21	41.56	-45.35	-	52.42	68.20	15.78
<b>Average Data</b>								
No spurious emissions were detected within 20 dB of the limit								

**802.11ax\_HE80 SU mode\_ANT 2 Middle Channel (5 775 MHz)**

Frequency	Pol.	Reading	Ant. Factor	Amp.+Cable	DCF	Result	Limit	Margin
(MHz)	(V/H)	(dB( $\mu$ V))	(dB)	(dB)	(dB)	(dB( $\mu$ V/m))	(dB( $\mu$ V/m))	(dB)
<b>Peak data</b>								
11 582.28 <sup>1)</sup>	V	57.41	38.10	-49.80	-	45.71	74.00	28.29
16 543.45	H	56.79	41.54	-45.30	-	53.03	68.20	15.17
<b>Average Data</b>								
No spurious emissions were detected within 20 dB of the limit								

**802.11ax\_RU mode (HE 20 / 26T / RU offset 8)\_ANT 1 Lowest Channel (5 745 MHz)**

Frequency	Pol.	Reading	Ant. Factor	Amp.+Cable	DCF	Result	Limit	Margin
(MHz)	(V/H)	(dB( $\mu$ V))	(dB)	(dB)	(dB)	(dB( $\mu$ V/m))	(dB( $\mu$ V/m))	(dB)
<b>Peak data</b>								
11 508.25 <sup>1)</sup>	V	60.44	38.01	-49.67	-	48.78	74.00	25.22
16 783.16	V	56.49	41.78	-46.18	-	52.09	68.20	16.11
<b>Average Data</b>								
No spurious emissions were detected within 20 dB of the limit								

**802.11ax\_RU mode (HE 20 / 26T / RU offset 4)\_ANT 1 Middle Channel (5 785 MHz)**

Frequency	Pol.	Reading	Ant. Factor	Amp.+Cable	DCF	Result	Limit	Margin
(MHz)	(V/H)	(dB( $\mu$ V))	(dB)	(dB)	(dB)	(dB( $\mu$ V/m))	(dB( $\mu$ V/m))	(dB)
<b>Peak data</b>								
11 569.34 <sup>1)</sup>	V	59.79	38.08	-49.78	-	48.09	74.00	25.91
16 561.78	H	56.59	41.56	-45.36	-	52.79	68.20	15.41
<b>Average Data</b>								
No spurious emissions were detected within 20 dB of the limit								

**802.11ax\_RU mode (HE 20 / 26T / RU offset 8)\_ANT 1 Highest Channel (5 825 MHz)**

Frequency	Pol.	Reading	Ant. Factor	Amp.+Cable	DCF	Result	Limit	Margin
(MHz)	(V/H)	(dB( $\mu$ V))	(dB)	(dB)	(dB)	(dB( $\mu$ V/m))	(dB( $\mu$ V/m))	(dB)
<b>Peak data</b>								
11 667.09 <sup>1)</sup>	V	61.40	38.20	-49.95	-	49.65	74.00	24.35
16 545.97	V	55.76	41.55	-45.31	-	52.00	68.20	16.20
<b>Average Data</b>								
No spurious emissions were detected within 20 dB of the limit								

**802.11ax\_RU mode (HE 20 / 26T / RU offset 4)\_ANT 2 Lowest Channel (5 745 MHz)**

Frequency	Pol.	Reading	Ant. Factor	Amp.+Cable	DCF	Result	Limit	Margin
(MHz)	(V/H)	(dB( $\mu$ V))	(dB)	(dB)	(dB)	(dB( $\mu$ V/m))	(dB( $\mu$ V/m))	(dB)
<b>Peak data</b>								
11 477.70 <sup>1)</sup>	V	58.24	37.99	-49.76	-	46.47	74.00	27.53
16 560.34	V	56.01	41.56	-45.36	-	52.21	68.20	15.99
<b>Average Data</b>								
No spurious emissions were detected within 20 dB of the limit								

**802.11ax\_RU mode (HE 20 / 26T / RU offset 4)\_ANT 2 Middle Channel (5 785 MHz)**

Frequency	Pol.	Reading	Ant. Factor	Amp.+Cable	DCF	Result	Limit	Margin
(MHz)	(V/H)	(dB( $\mu$ V))	(dB)	(dB)	(dB)	(dB( $\mu$ V/m))	(dB( $\mu$ V/m))	(dB)
<b>Peak data</b>								
11 591.98 <sup>1)</sup>	V	59.17	38.11	-49.82	-	47.46	74.00	26.54
16 548.13	V	55.95	41.55	-45.31	-	52.19	68.20	16.01
<b>Average Data</b>								
No spurious emissions were detected within 20 dB of the limit								

**802.11ax\_RU mode (HE 20 / 26T / RU offset 4)\_ANT 2 Highest Channel (5 825 MHz)**

Frequency	Pol.	Reading	Ant. Factor	Amp.+Cable	DCF	Result	Limit	Margin
(MHz)	(V/H)	(dB( $\mu$ V))	(dB)	(dB)	(dB)	(dB( $\mu$ V/m))	(dB( $\mu$ V/m))	(dB)
<b>Peak data</b>								
11 691.17 <sup>1)</sup>	H	59.17	38.23	-50.00	-	47.40	74.00	26.60
16 554.95	V	56.48	41.55	-45.34	-	52.69	68.20	15.51
<b>Average Data</b>								
No spurious emissions were detected within 20 dB of the limit								

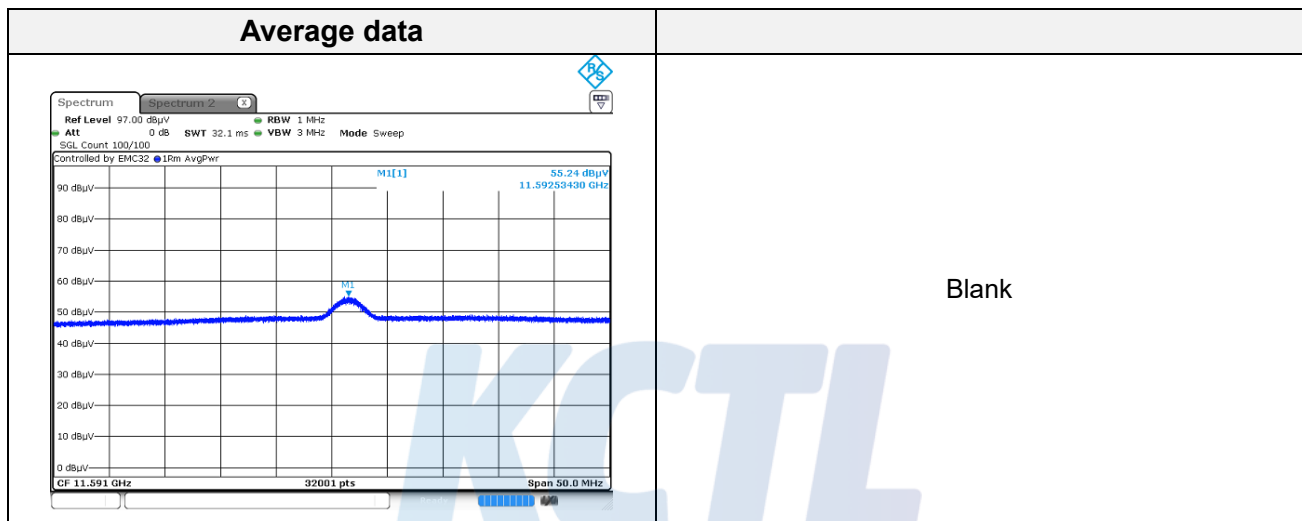
**802.11ax\_RU mode (HE 40 / 26T / RU offset 9)\_ANT 1 Lowest Channel (5 755 MHz)**

Frequency	Pol.	Reading	Ant. Factor	Amp.+Cable	DCF	Result	Limit	Margin
(MHz)	(V/H)	(dB( $\mu$ V))	(dB)	(dB)	(dB)	(dB( $\mu$ V/m))	(dB( $\mu$ V/m))	(dB)
<b>Peak data</b>								
11 511.84 <sup>1)</sup>	V	60.47	38.01	-49.68	-	48.80	74.00	25.20
16 548.13	H	56.82	41.55	-45.31	-	53.06	68.20	15.14
<b>Average Data</b>								
No spurious emissions were detected within 20 dB of the limit								



**802.11ax\_RU mode (HE 40 / 26T / RU offset 9)\_ANT 1 Highest Channel (5 795 MHz)**

Frequency	Pol.	Reading	Ant. Factor	Amp.+Cable	DCF	Result	Limit	Margin
(MHz)	(V/H)	(dB(μV))	(dB)	(dB)	(dB)	(dB(μV/m))	(dB(μV/m))	(dB)
<b>Peak data</b>								
11 592.53 <sup>1)</sup>	V	64.01	38.11	-49.82	-	52.30	74.00	21.70
16 727.09	H	56.57	41.73	-45.97	-	52.33	74.00	21.67
<b>Average Data</b>								
11 592.53 <sup>1)</sup>	V	55.24	38.11	-49.82	0.10	43.63	54.00	10.37



**802.11ax\_RU mode (HE 40 / 26T / RU offset 9)\_ANT 2 Lowest Channel (5 755 MHz)**

Frequency	Pol.	Reading	Ant. Factor	Amp.+Cable	DCF	Result	Limit	Margin
(MHz)	(V/H)	(dB(μV))	(dB)	(dB)	(dB)	(dB(μV/m))	(dB(μV/m))	(dB)
<b>Peak data</b>								
11 512.56 <sup>1)</sup>	V	56.83	38.02	-49.68	-	45.17	74.00	28.83
16 551.00	H	55.98	41.55	-45.32	-	52.21	68.20	15.99
<b>Average Data</b>								
No spurious emissions were detected within 20 dB of the limit								

**802.11ax\_RU mode (HE 40 / 26T / RU offset 9)\_ANT 2 Highest Channel (5 795 MHz)**

Frequency	Pol.	Reading	Ant. Factor	Amp.+Cable	DCF	Result	Limit	Margin
(MHz)	(V/H)	(dB(μV))	(dB)	(dB)	(dB)	(dB(μV/m))	(dB(μV/m))	(dB)
<b>Peak data</b>								
11 600.25 <sup>1)</sup>	H	58.00	38.12	-49.84	-	46.28	74.00	27.72
16 558.19	H	56.24	41.56	-45.35	-	52.45	68.20	15.75
<b>Average Data</b>								
No spurious emissions were detected within 20 dB of the limit								

**802.11ax\_RU mode (HE 80 / 26T / RU offset 36)\_ANT 1 Middle Channel (5 775 MHz)**

Frequency	Pol.	Reading	Ant. Factor	Amp.+Cable	DCF	Result	Limit	Margin
(MHz)	(V/H)	(dB( $\mu$ V))	(dB)	(dB)	(dB)	(dB( $\mu$ V/m))	(dB( $\mu$ V/m))	(dB)
<b>Peak data</b>								
11 625.41 <sup>1)</sup>	V	60.60	38.15	-49.88	-	48.87	74.00	25.13
16 558.55	V	56.02	41.56	-45.35	-	52.23	68.20	15.97
<b>Average Data</b>								
No spurious emissions were detected within 20 dB of the limit								

**802.11ax\_RU mode (HE 80 / 26T / RU offset 0)\_ANT 2 Middle Channel (5 775 MHz)**

Frequency	Pol.	Reading	Ant. Factor	Amp.+Cable	DCF	Result	Limit	Margin
(MHz)	(V/H)	(dB( $\mu$ V))	(dB)	(dB)	(dB)	(dB( $\mu$ V/m))	(dB( $\mu$ V/m))	(dB)
<b>Peak data</b>								
11 600.97 <sup>1)</sup>	V	59.06	38.12	-49.84	-	47.34	74.00	26.66
16 562.86	H	56.44	41.56	-45.37	-	52.63	68.20	15.57
<b>Average Data</b>								
No spurious emissions were detected within 20 dB of the limit								

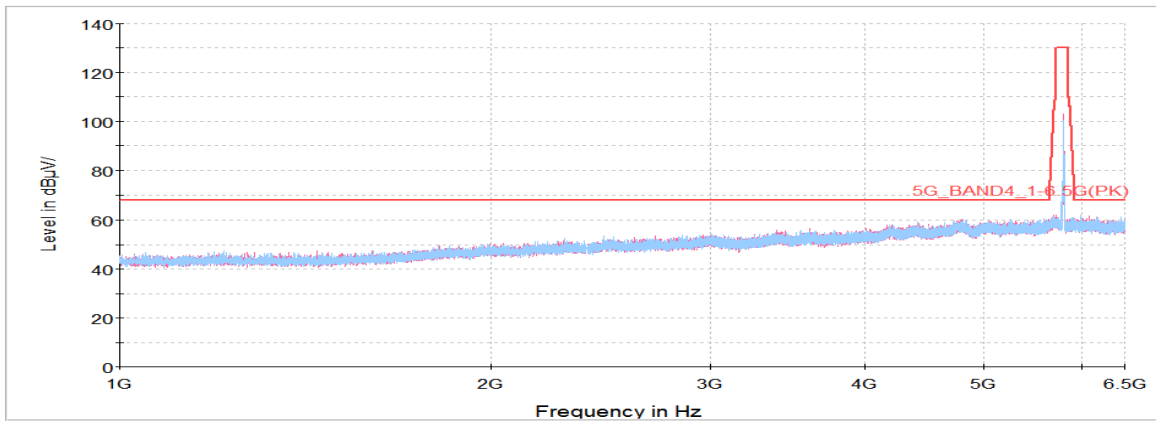
**KCTL**

**Plot of Harmonics and Spurious Emissions**

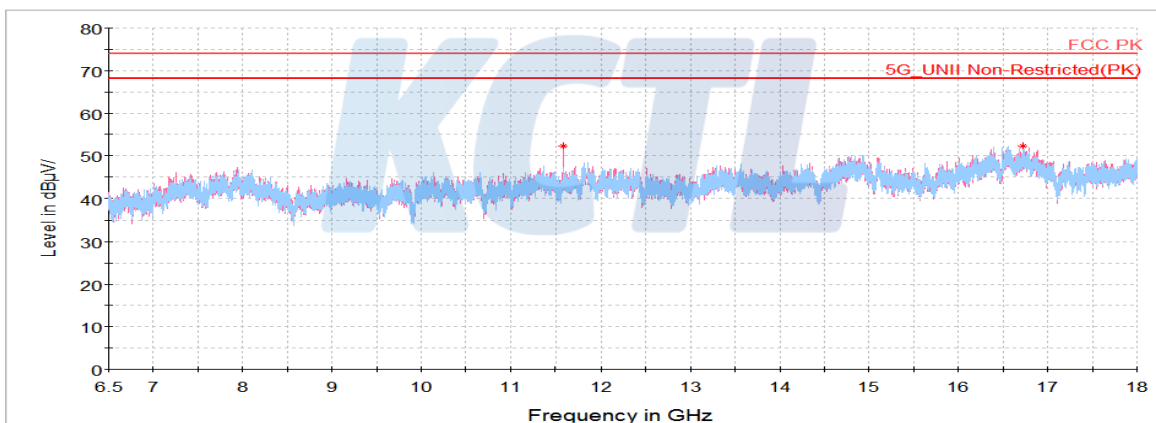
In order to simplify the report, attached plots were only the lowest margin condition

**UNII-3\_802.11ax\_RU mode (HE 40 / 26T / RU offset 9)\_ANT 1 Highest Channel (5 795 MHz)**

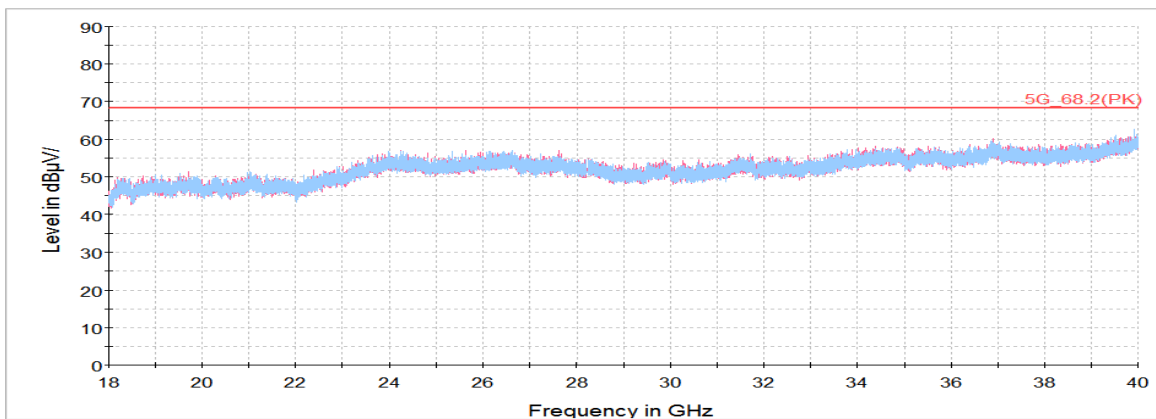
**Horizontal/Vertical for 1 GHz ~ 6.5 GHz**



**Horizontal/Vertical for 6.5 GHz ~ 18 GHz**



**Horizontal/Vertical for 18 GHz ~ 40 GHz**

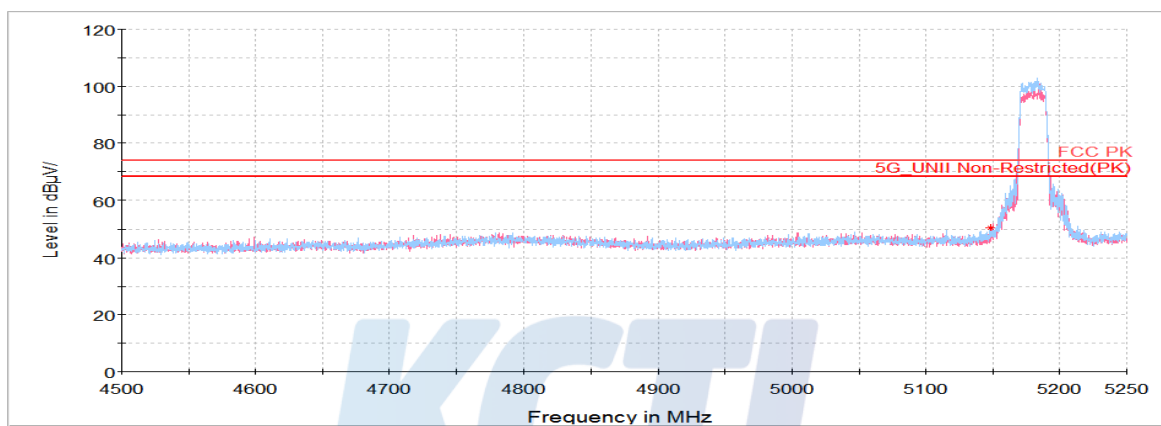


**UNII-1 1Tx (MIMO) Restricted Bandedge (Lowest Channel)****802.11ax\_HE20 SU mode\_MIMO Lowest Channel (5 180 MHz)**

Frequency (MHz)	Pol. (V/H)	Reading (dB( $\mu$ V))	Ant. Factor (dB)	Amp.+Cable (dB)	DCF (dB)	Result (dB( $\mu$ V/m))	Limit (dB( $\mu$ V/m))	Margin (dB)
<b>Peak data</b>								
5 148.03 <sup>1)</sup>	V	43.55	34.24	-27.11	-	50.68	74.00	23.32

**Average Data**

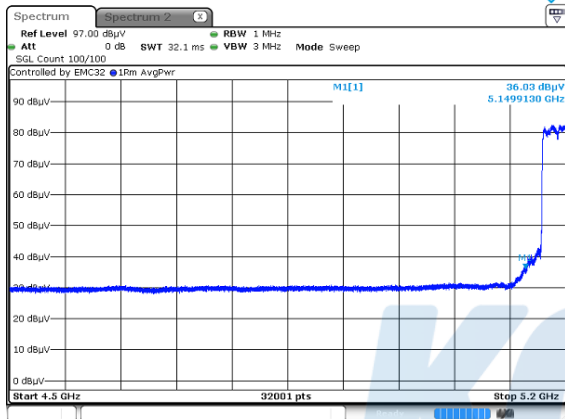
No spurious emissions were detected within 20 dB of the limit

**Horizontal/Vertical for Band-edge**

**802.11ax\_HE40 SU mode\_MIMO Lowest Channel (5 190 MHz)**

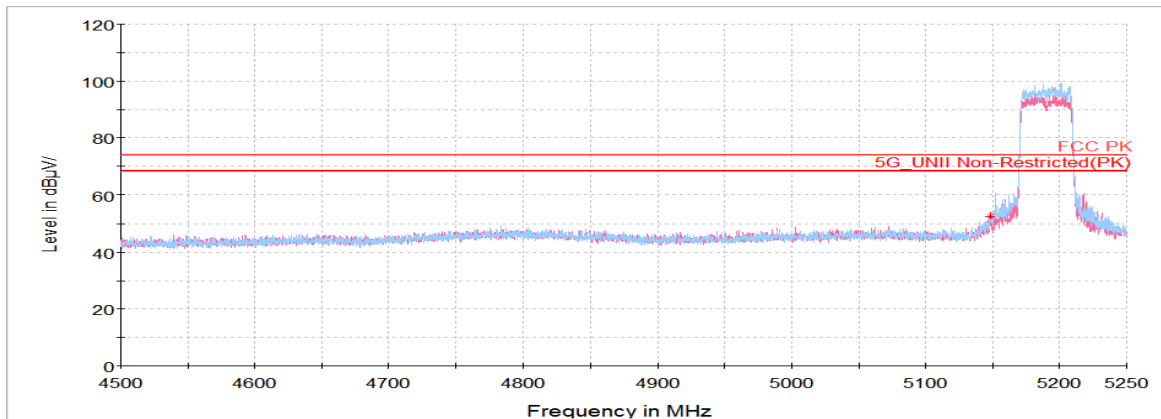
Frequency	Pol.	Reading	Ant. Factor	Amp.+Cable	DCF	Result	Limit	Margin
(MHz)	(V/H)	(dB(μV))	(dB)	(dB)	(dB)	(dB(μV/m))	(dB(μV/m))	(dB)
<b>Peak data</b>								
5 149.91 <sup>1)</sup>	H	45.58	34.24	-27.12	-	52.70	74.00	21.30
<b>Average Data</b>								
5 149.91 <sup>1)</sup>	H	36.03	34.24	-27.12	1.44	44.59	54.00	9.41

**Average data**



Blank

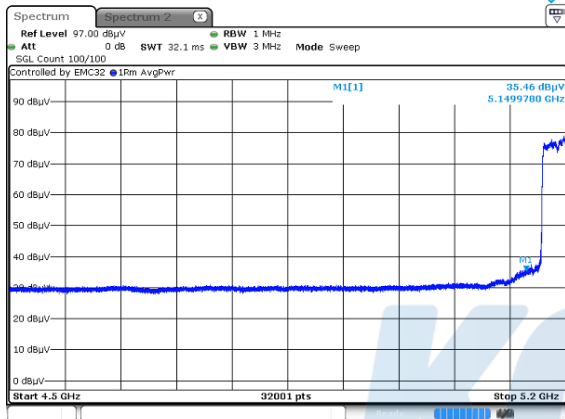
**Horizontal/Vertical for Band-edge**



**802.11ax\_HE80 SU mode\_MIMO Middle Channel (5 210 MHz)**

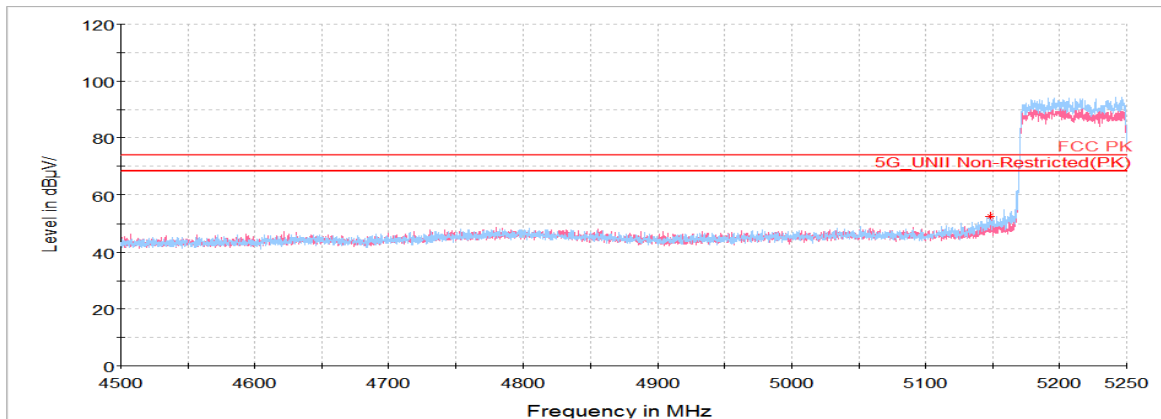
Frequency	Pol.	Reading	Ant. Factor	Amp.+Cable	DCF	Result	Limit	Margin
(MHz)	(V/H)	(dB(μV))	(dB)	(dB)	(dB)	(dB(μV/m))	(dB(μV/m))	(dB)
<b>Peak data</b>								
5 149.98 <sup>1)</sup>	H	45.43	34.24	-27.12	-	52.55	74.00	21.45
<b>Average Data</b>								
5 149.98 <sup>1)</sup>	H	35.46	34.24	-27.12	2.09	44.67	54.00	9.33

**Average data**



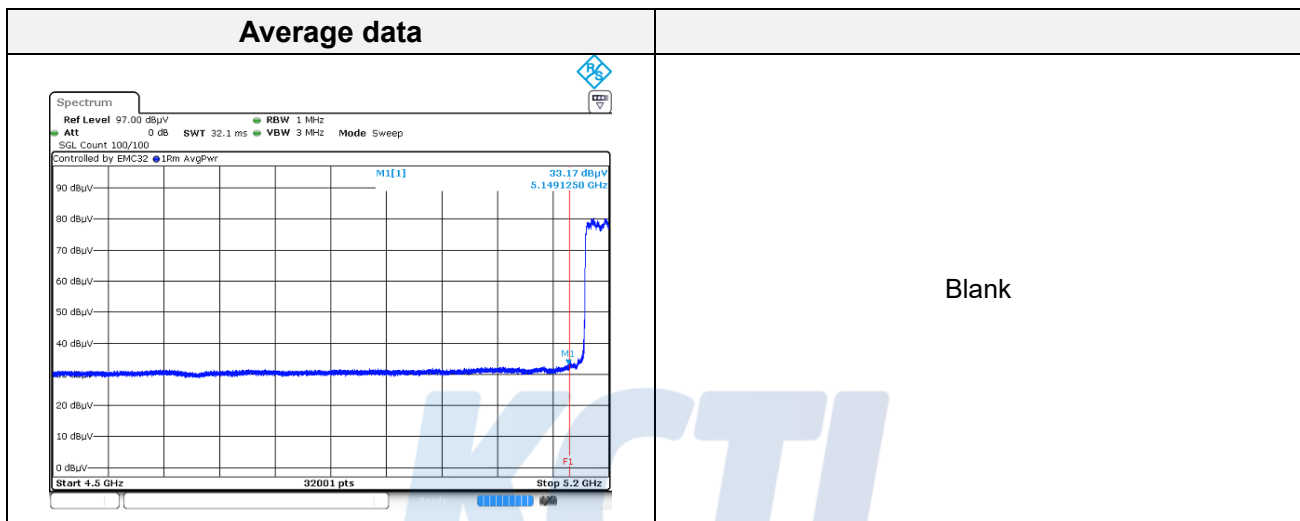
Blank

**Horizontal/Vertical for Band-edge**



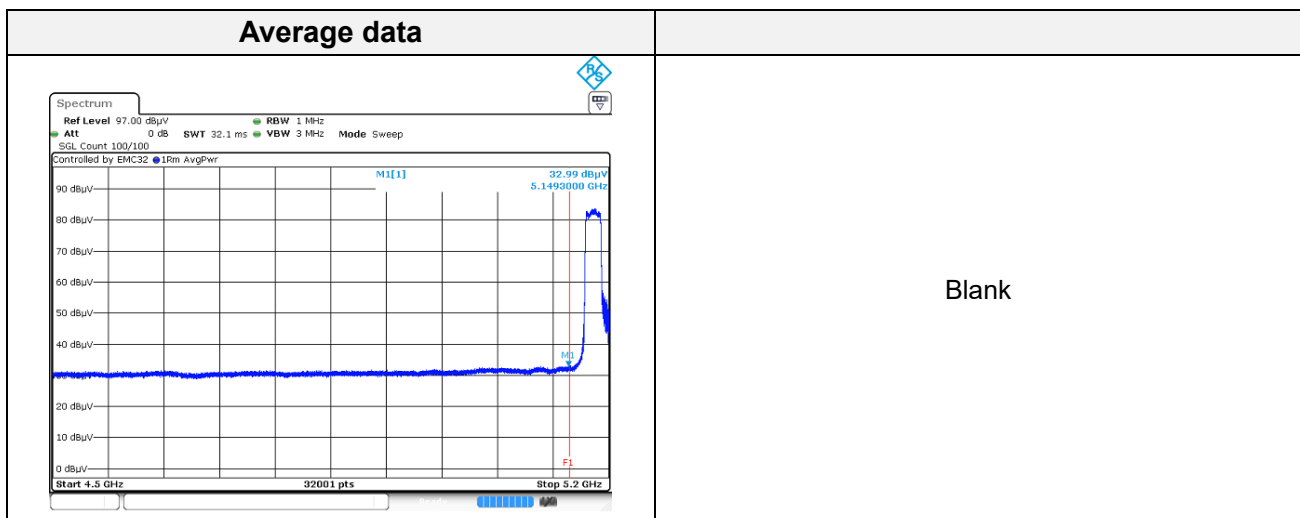
**802.11ax\_RU mode (HE 80 / 484T / RU offset 65)\_MIMO Middle Channel (5 210 MHz)**

Frequency	Pol.	Reading	Ant. Factor	Amp.+Cable	DCF	Result	Limit	Margin
(MHz)	(V/H)	(dB(μV))	(dB)	(dB)	(dB)	(dB(μV/m))	(dB(μV/m))	(dB)
<b>Peak data</b>								
5 149.13 <sup>1)</sup>	H	50.62	34.24	-27.11	-	57.75	74.00	16.25
<b>Average Data</b>								
5 149.13 <sup>1)</sup>	H	33.17	34.24	-27.11	1.15	41.45	54.00	12.55



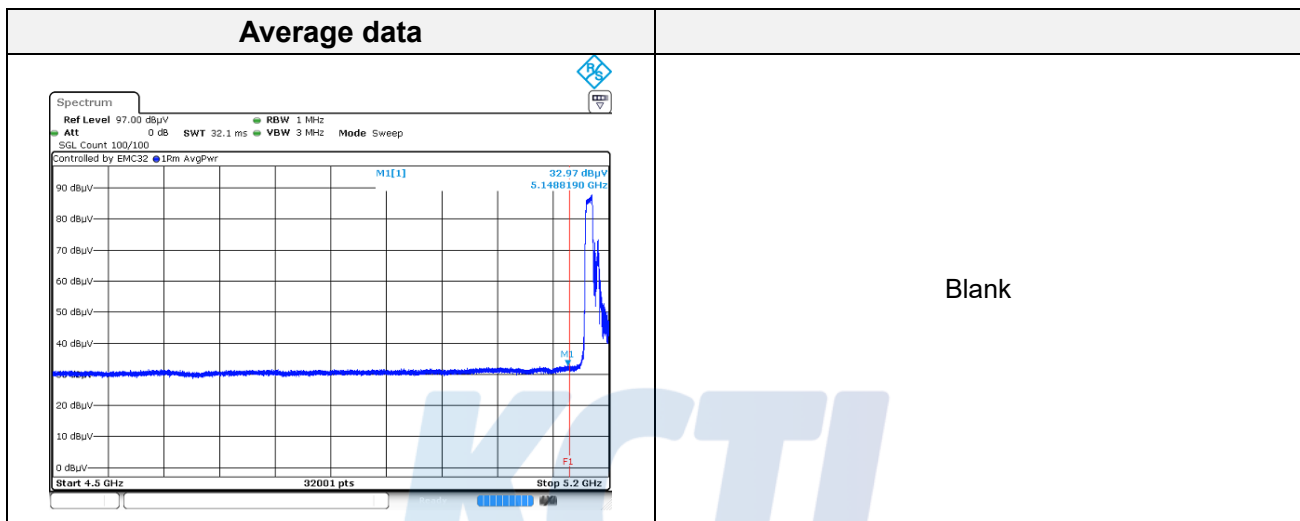
**802.11ax\_RU mode (HE 80 / 242T / RU offset 61)\_MIMO Middle Channel (5 210 MHz)**

Frequency	Pol.	Reading	Ant. Factor	Amp.+Cable	DCF	Result	Limit	Margin
(MHz)	(V/H)	(dB(μV))	(dB)	(dB)	(dB)	(dB(μV/m))	(dB(μV/m))	(dB)
<b>Peak data</b>								
5 149.30 <sup>1)</sup>	H	51.18	34.24	-27.11	-	58.31	74.00	15.69
<b>Average Data</b>								
5 149.30 <sup>1)</sup>	H	32.99	34.24	-27.11	0.98	41.10	54.00	12.90



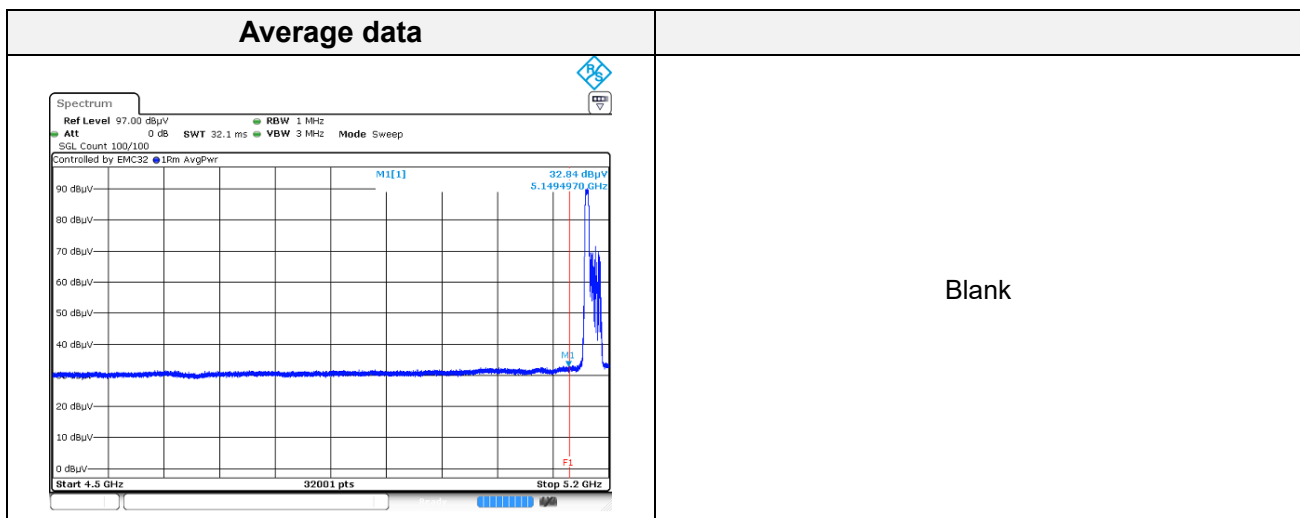
**802.11ax\_RU mode (HE 40 / 106T / RU offset 53)\_MIMO Lowest Channel (5 190 MHz)**

Frequency	Pol.	Reading	Ant. Factor	Amp.+Cable	DCF	Result	Limit	Margin
(MHz)	(V/H)	(dB(μV))	(dB)	(dB)	(dB)	(dB(μV/m))	(dB(μV/m))	(dB)
<b>Peak data</b>								
5 148.82 <sup>1)</sup>	H	50.75	34.24	-27.11	-	57.88	74.00	16.12
<b>Average Data</b>								
5 148.82 <sup>1)</sup>	H	32.97	34.24	-27.11	0.47	40.57	54.00	13.43



**802.11ax\_RU mode (HE 20 / 52T / RU offset 37)\_MIMO Lowest Channel (5 180 MHz)**

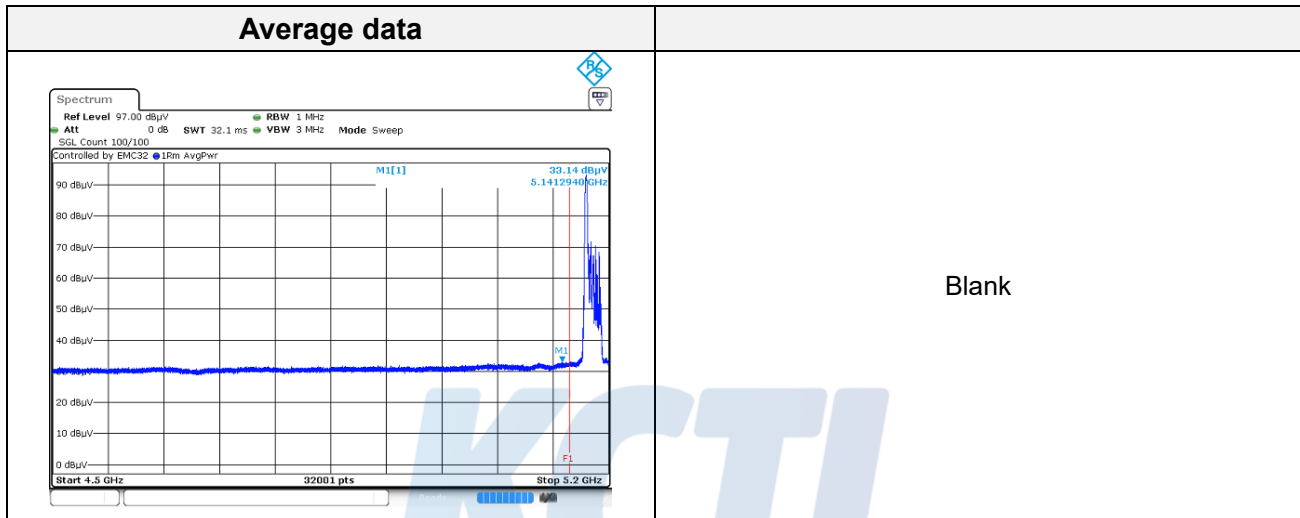
Frequency	Pol.	Reading	Ant. Factor	Amp.+Cable	DCF	Result	Limit	Margin
(MHz)	(V/H)	(dB(μV))	(dB)	(dB)	(dB)	(dB(μV/m))	(dB(μV/m))	(dB)
<b>Peak data</b>								
5 149.50 <sup>1)</sup>	H	50.64	34.24	-27.12	-	57.76	74.00	16.24
<b>Average Data</b>								
5 149.50 <sup>1)</sup>	H	32.84	34.24	-27.12	0.23	40.19	54.00	13.81





**802.11ax\_RU mode (HE 20 / 26T / RU offset 0)\_MIMO Lowest Channel (5 180 MHz)**

Frequency	Pol.	Reading	Ant. Factor	Amp.+Cable	DCF	Result	Limit	Margin
(MHz)	(V/H)	(dB(μV))	(dB)	(dB)	(dB)	(dB(μV/m))	(dB(μV/m))	(dB)
<b>Peak data</b>								
5 141.29 <sup>1)</sup>	H	50.48	34.23	-27.06	-	57.65	74.00	16.35
<b>Average Data</b>								
5 141.29 <sup>1)</sup>	H	33.14	34.23	-27.06	0.11	40.42	54.00	13.58



**UNII-1 1Tx (MIMO) Harmonics and Spurious Emissions****802.11ax\_HE20 SU mode\_MIMO Lowest Channel (5 180 MHz)**

Frequency	Pol.	Reading	Ant. Factor	Amp.+Cable	DCF	Result	Limit	Margin
(MHz)	(V/H)	(dB( $\mu$ V))	(dB)	(dB)	(dB)	(dB( $\mu$ V/m))	(dB( $\mu$ V/m))	(dB)
<b>Peak data</b>								
10 357.17	V	65.44	37.26	-51.99	-	50.71	68.20	17.49
16 522.25	V	55.72	41.52	-45.22	-	52.02	68.20	16.18
<b>Average Data</b>								
No spurious emissions were detected within 20 dB of the limit								

**802.11ax\_HE20 SU mode\_MIMO Middle Channel (5 200 MHz)**

Frequency	Pol.	Reading	Ant. Factor	Amp.+Cable	DCF	Result	Limit	Margin
(MHz)	(V/H)	(dB( $\mu$ V))	(dB)	(dB)	(dB)	(dB( $\mu$ V/m))	(dB( $\mu$ V/m))	(dB)
<b>Peak data</b>								
10 404.61	V	68.09	37.30	-51.88	-	53.51	68.20	14.69
16 571.84	H	57.56	41.57	-45.40	-	53.73	68.20	14.47
<b>Average Data</b>								
No spurious emissions were detected within 20 dB of the limit								

**802.11ax\_HE20 SU mode\_MIMO Highest Channel (5 240 MHz)**

Frequency	Pol.	Reading	Ant. Factor	Amp.+Cable	DCF	Result	Limit	Margin
(MHz)	(V/H)	(dB( $\mu$ V))	(dB)	(dB)	(dB)	(dB( $\mu$ V/m))	(dB( $\mu$ V/m))	(dB)
<b>Peak data</b>								
10 479.00	V	67.40	37.38	-51.71	-	53.07	68.20	15.13
16 543.81	V	56.04	41.54	-45.30	-	52.28	68.20	15.92
<b>Average Data</b>								
No spurious emissions were detected within 20 dB of the limit								

**802.11ax\_HE40 SU mode\_MIMO Lowest Channel (5 190 MHz)**

Frequency	Pol.	Reading	Ant. Factor	Amp.+Cable	DCF	Result	Limit	Margin
(MHz)	(V/H)	(dB( $\mu$ V))	(dB)	(dB)	(dB)	(dB( $\mu$ V/m))	(dB( $\mu$ V/m))	(dB)
<b>Peak data</b>								
10 378.02	V	64.41	37.28	-51.94	-	49.75	68.20	18.45
16 388.92	H	56.64	41.78	-45.83	-	52.59	68.20	15.61
<b>Average Data</b>								
No spurious emissions were detected within 20 dB of the limit								

**802.11ax\_HE40 SU mode\_MIMO Highest Channel (5 230 MHz)**

Frequency	Pol.	Reading	Ant. Factor	Amp.+Cable	DCF	Result	Limit	Margin
(MHz)	(V/H)	(dB( $\mu$ V))	(dB)	(dB)	(dB)	(dB( $\mu$ V/m))	(dB( $\mu$ V/m))	(dB)
<b>Peak data</b>								
10 450.61	V	63.54	37.35	-51.78	-	49.11	68.20	19.09
16 567.17	V	56.25	41.57	-45.38	-	52.44	68.20	15.76
<b>Average Data</b>								
No spurious emissions were detected within 20 dB of the limit								

**802.11ax\_HE80 SU mode\_MIMO Middle Channel (5 210 MHz)**

Frequency	Pol.	Reading	Ant. Factor	Amp.+Cable	DCF	Result	Limit	Margin
(MHz)	(V/H)	(dB( $\mu$ V))	(dB)	(dB)	(dB)	(dB( $\mu$ V/m))	(dB( $\mu$ V/m))	(dB)
<b>Peak data</b>								
10 408.20	V	61.99	37.31	-51.87	-	47.43	68.20	20.77
16 540.94	H	55.94	41.54	-45.29	-	52.19	68.20	16.01
<b>Average Data</b>								
No spurious emissions were detected within 20 dB of the limit								

**802.11ax\_RU mode (HE 20 / 26T / RU offset 8)\_MIMO Lowest Channel (5 180 MHz)**

Frequency	Pol.	Reading	Ant. Factor	Amp.+Cable	DCF	Result	Limit	Margin
(MHz)	(V/H)	(dB( $\mu$ V))	(dB)	(dB)	(dB)	(dB( $\mu$ V/m))	(dB( $\mu$ V/m))	(dB)
<b>Peak data</b>								
10 377.30	V	67.77	37.28	-51.94	-	53.11	68.20	15.09
16 544.17	V	56.76	41.54	-45.30	-	53.00	68.20	15.20
<b>Average Data</b>								
No spurious emissions were detected within 20 dB of the limit								

**802.11ax\_RU mode (HE 20 / 26T / RU offset 0)\_MIMO Middle Channel (5 200 MHz)**

Frequency	Pol.	Reading	Ant. Factor	Amp.+Cable	DCF	Result	Limit	Margin
(MHz)	(V/H)	(dB( $\mu$ V))	(dB)	(dB)	(dB)	(dB( $\mu$ V/m))	(dB( $\mu$ V/m))	(dB)
<b>Peak data</b>								
10 382.33	H	64.61	37.28	-51.93	-	49.96	68.20	18.24
16 573.64	V	56.31	41.57	-45.41	-	52.47	68.20	15.73
<b>Average Data</b>								
No spurious emissions were detected within 20 dB of the limit								

**802.11ax\_RU mode (HE 20 / 26T / RU offset 8)\_MIMO Highest Channel (5 240 MHz)**

Frequency	Pol.	Reading	Ant. Factor	Amp.+Cable	DCF	Result	Limit	Margin
(MHz)	(V/H)	(dB( $\mu$ V))	(dB)	(dB)	(dB)	(dB( $\mu$ V/m))	(dB( $\mu$ V/m))	(dB)
<b>Peak data</b>								
10 496.97	V	67.23	37.40	-51.67	-	52.96	68.20	15.24
16 545.97	V	56.59	41.55	-45.31	-	52.83	68.20	15.37
<b>Average Data</b>								
No spurious emissions were detected within 20 dB of the limit								

**802.11ax\_RU mode (HE 40 / 26T / RU offset 9)\_MIMO Lowest Channel (5 190 MHz)**

Frequency	Pol.	Reading	Ant. Factor	Amp.+Cable	DCF	Result	Limit	Margin
(MHz)	(V/H)	(dB( $\mu$ V))	(dB)	(dB)	(dB)	(dB( $\mu$ V/m))	(dB( $\mu$ V/m))	(dB)
<b>Peak data</b>								
10 381.97	V	66.76	37.28	-51.93	-	52.11	68.20	16.09
16 547.77	V	56.14	41.55	-45.31	-	52.38	68.20	15.82
<b>Average Data</b>								
No spurious emissions were detected within 20 dB of the limit								

**802.11ax\_RU mode (HE 40 / 26T / RU offset 17)\_MIMO Highest Channel (5 230 MHz)**

Frequency	Pol.	Reading	Ant. Factor	Amp.+Cable	DCF	Result	Limit	Margin
(MHz)	(V/H)	(dB( $\mu$ V))	(dB)	(dB)	(dB)	(dB( $\mu$ V/m))	(dB( $\mu$ V/m))	(dB)
<b>Peak data</b>								
10 495.17	H	64.96	37.40	-51.68	-	50.68	68.20	17.52
16 527.64	H	55.83	41.53	-45.24	-	52.12	68.20	16.08
<b>Average Data</b>								
No spurious emissions were detected within 20 dB of the limit								

**802.11ax\_RU mode (HE 80 / 26T / RU offset 0)\_MIMO Middle Channel (5 210 MHz)**

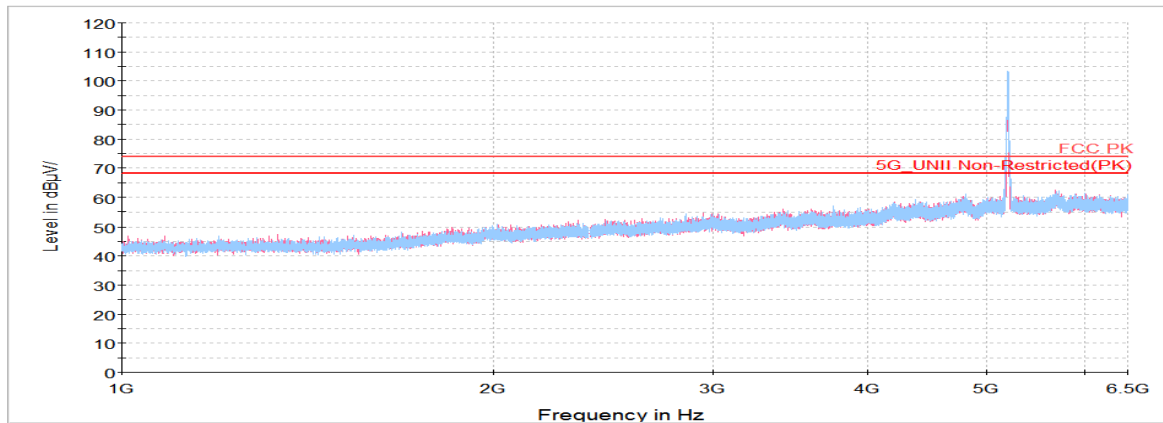
Frequency	Pol.	Reading	Ant. Factor	Amp.+Cable	DCF	Result	Limit	Margin
(MHz)	(V/H)	(dB( $\mu$ V))	(dB)	(dB)	(dB)	(dB( $\mu$ V/m))	(dB( $\mu$ V/m))	(dB)
<b>Peak data</b>								
10 344.59	V	66.77	37.24	-52.02	-	51.99	68.20	16.21
16 565.38	V	56.78	41.57	-45.38	-	52.97	68.20	15.23
<b>Average Data</b>								
No spurious emissions were detected within 20 dB of the limit								

**Plot of Harmonics and Spurious Emissions**

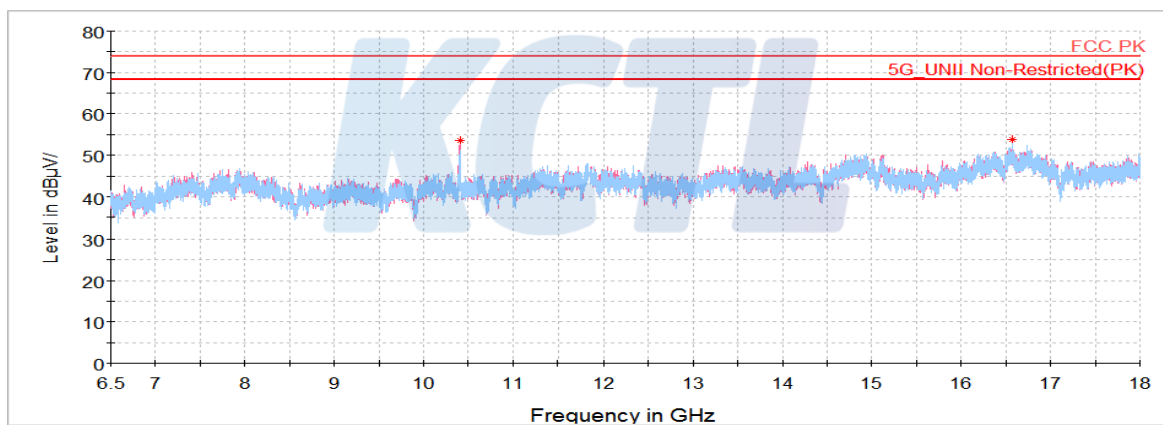
In order to simplify the report, attached plots were only the lowest margin condition

**UNII-1\_802.11ax\_HE20 SU mode\_MIMO Middle Channel (5 200 MHz)**

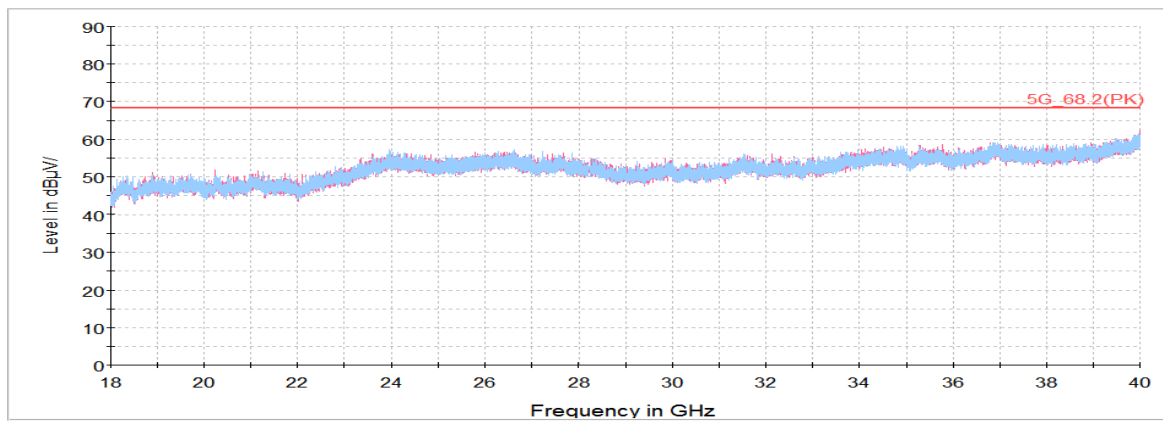
**Horizontal/Vertical for 1 GHz ~ 6.5 GHz**



**Horizontal/Vertical for 6.5 GHz ~ 18 GHz**

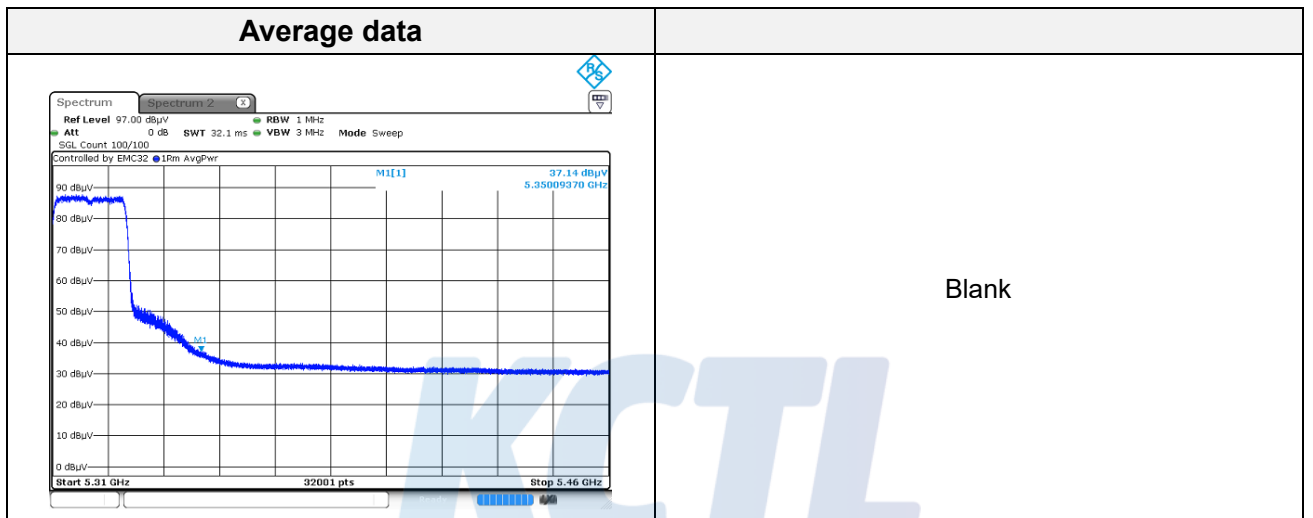


**Horizontal/Vertical for 18 GHz ~ 40 GHz**

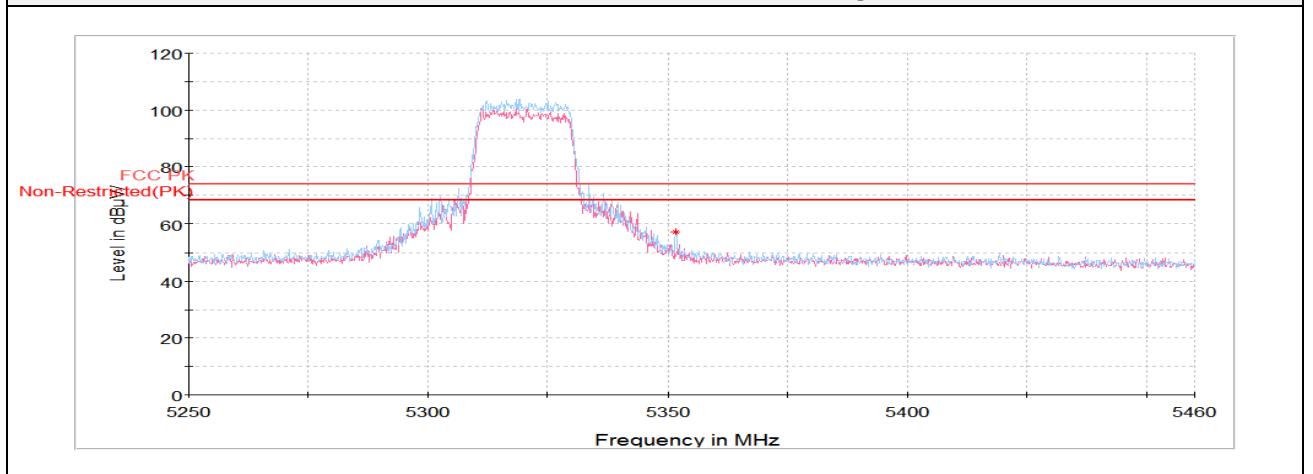


**UNII-2A 1Tx (MIMO) Restricted Bandedge (Highest Channel)**  
**802.11ax\_HE20 SU mode\_MIMO Highest Channel (5 320 MHz)**

Frequency	Pol.	Reading	Ant. Factor	Amp.+Cable	DCF	Result	Limit	Margin
(MHz)	(V/H)	(dB(μV))	(dB)	(dB)	(dB)	(dB(μV/m))	(dB(μV/m))	(dB)
<b>Peak data</b>								
5 350.09 <sup>1)</sup>	H	49.26	34.56	-26.84	-	56.98	74.00	17.02
<b>Average Data</b>								
5 350.09 <sup>1)</sup>	H	37.14	34.56	-26.84	0.87	45.73	54.00	8.27



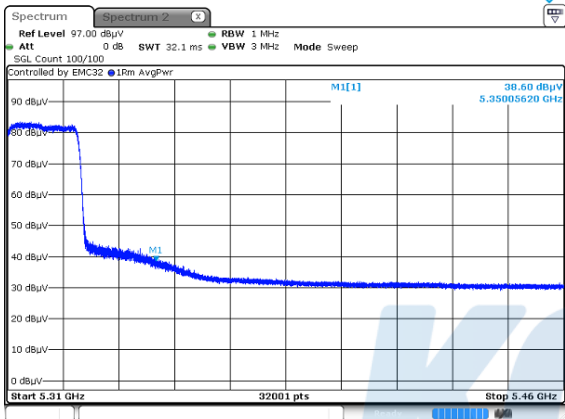
**Horizontal/Vertical for Band-edge**



**802.11ax\_HE40 SU mode\_MIMO Highest Channel (5 310 MHz)**

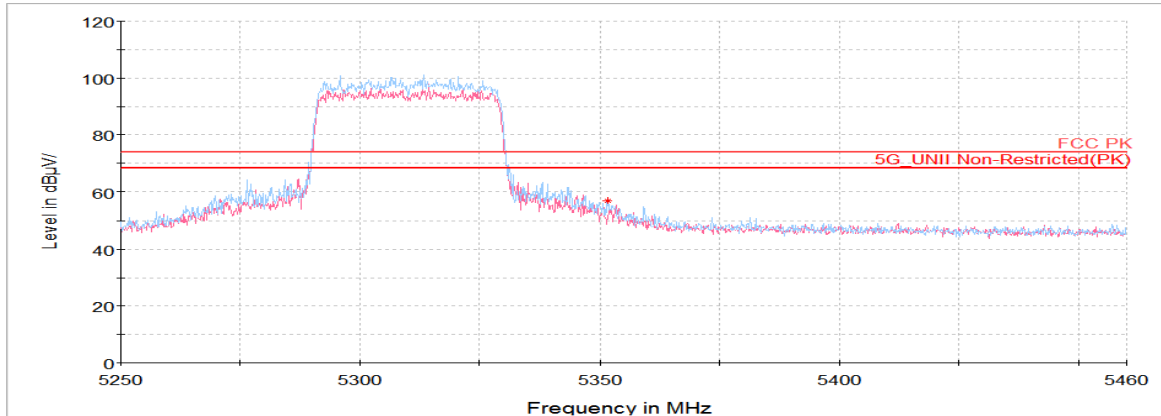
Frequency	Pol.	Reading	Ant. Factor	Amp.+Cable	DCF	Result	Limit	Margin
(MHz)	(V/H)	(dB(μV))	(dB)	(dB)	(dB)	(dB(μV/m))	(dB(μV/m))	(dB)
<b>Peak data</b>								
5 350.06 <sup>1)</sup>	H	48.91	34.56	-26.84	-	56.63	74.00	17.37
<b>Average Data</b>								
5 350.06 <sup>1)</sup>	H	38.60	34.56	-26.84	1.44	47.76	54.00	6.24

**Average data**



Blank

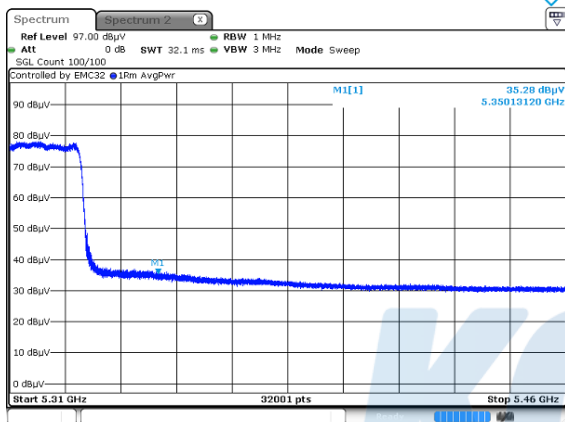
**Horizontal/Vertical for Band-edge**



**802.11ax\_HE80 SU mode\_MIMO Middle Channel (5 290 MHz)**

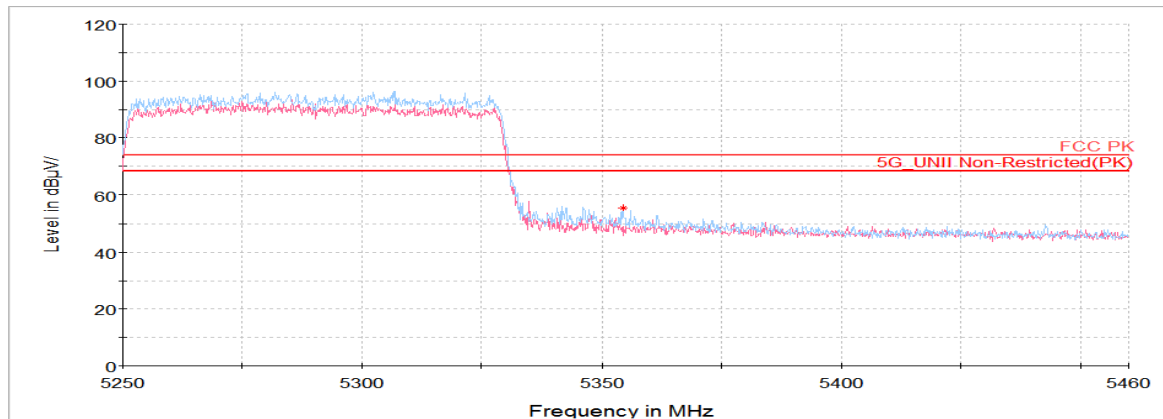
Frequency	Pol.	Reading	Ant. Factor	Amp.+Cable	DCF	Result	Limit	Margin
(MHz)	(V/H)	(dB( $\mu$ V))	(dB)	(dB)	(dB)	(dB( $\mu$ V/m))	(dB( $\mu$ V/m))	(dB)
<b>Peak data</b>								
5 350.13 <sup>1)</sup>	H	47.51	34.56	-26.84	-	55.23	74.00	18.77
<b>Average Data</b>								
5 350.13 <sup>1)</sup>	H	35.28	34.56	-26.84	2.09	45.09	54.00	8.91

**Average data**



Blank

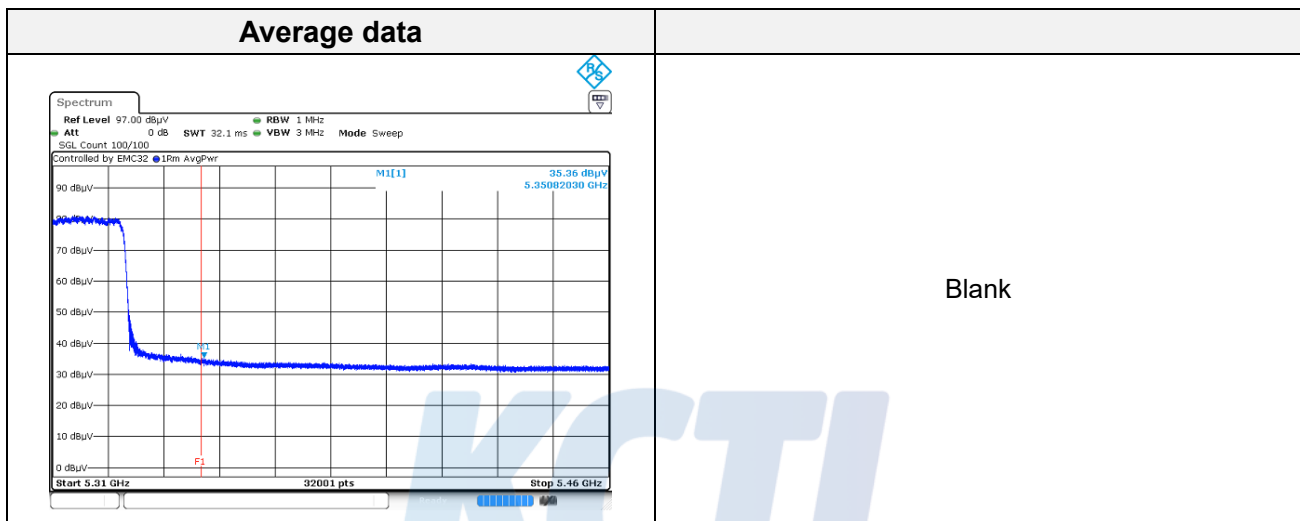
**Horizontal/Vertical for Band-edge**





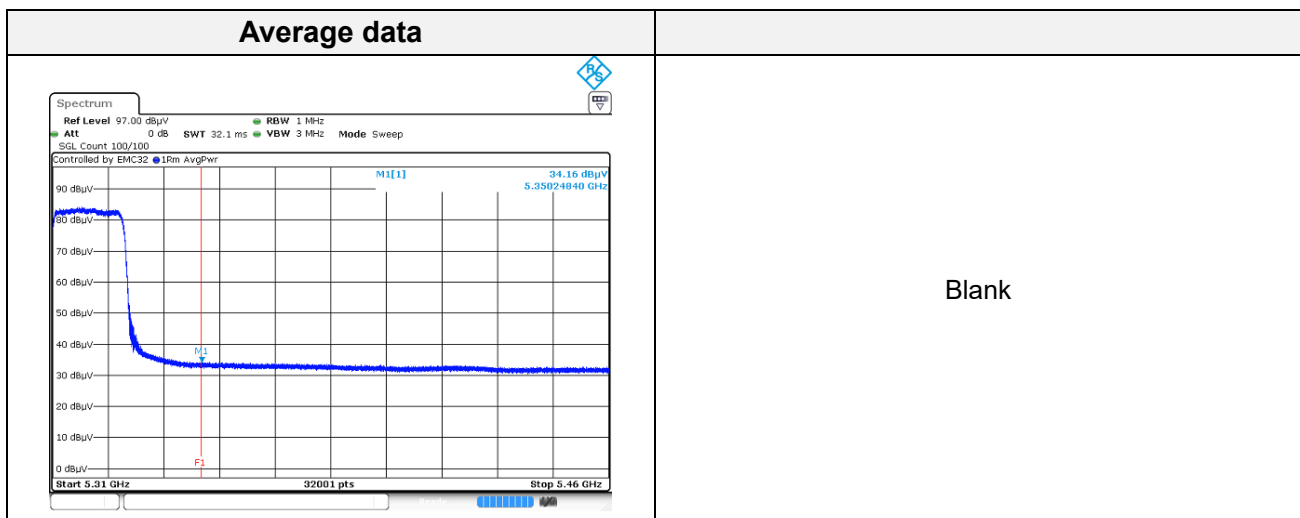
**802.11ax\_RU mode (HE 80 / 484T / RU offset 66)\_MIMO Middle Channel (5 290 MHz)**

Frequency	Pol.	Reading	Ant. Factor	Amp.+Cable	DCF	Result	Limit	Margin
(MHz)	(V/H)	(dB(μV))	(dB)	(dB)	(dB)	(dB(μV/m))	(dB(μV/m))	(dB)
<b>Peak data</b>								
5 350.82 <sup>1)</sup>	H	50.90	34.56	-26.84	-	58.62	74.00	15.38
<b>Average Data</b>								
5 350.82 <sup>1)</sup>	H	35.36	34.56	-26.84	1.15	44.23	54.00	9.77



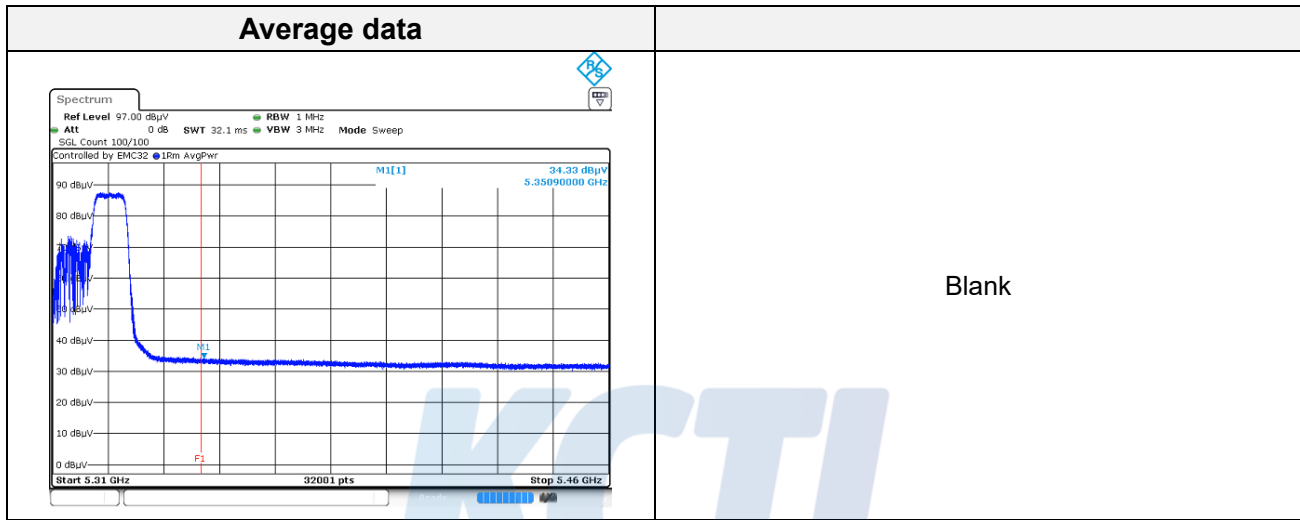
**802.11ax\_RU mode (HE 80 / 242T / RU offset 64)\_MIMO Middle Channel (5 290 MHz)**

Frequency	Pol.	Reading	Ant. Factor	Amp.+Cable	DCF	Result	Limit	Margin
(MHz)	(V/H)	(dB(μV))	(dB)	(dB)	(dB)	(dB(μV/m))	(dB(μV/m))	(dB)
<b>Peak data</b>								
5 350.25 <sup>1)</sup>	H	51.11	34.56	-26.84	-	58.83	74.00	15.17
<b>Average Data</b>								
5 350.25 <sup>1)</sup>	H	34.16	34.56	-26.84	0.98	42.86	54.00	11.14



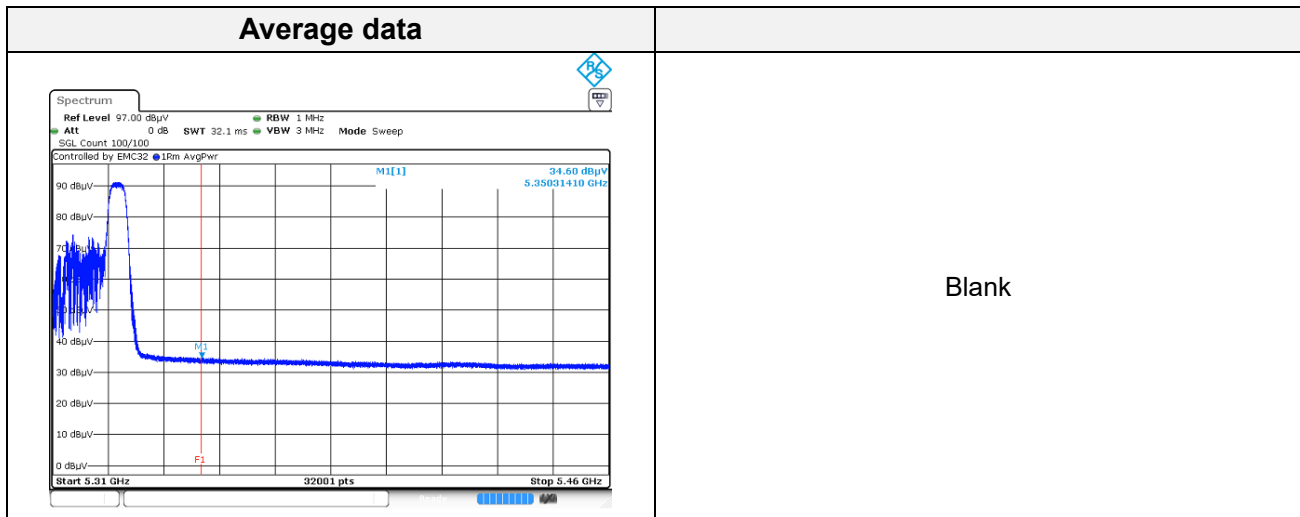
**802.11ax\_RU mode (HE 20 / 106T / RU offset 54)\_MIMO Highest Channel (5 320 MHz)**

Frequency	Pol.	Reading	Ant. Factor	Amp.+Cable	DCF	Result	Limit	Margin
(MHz)	(V/H)	(dB(μV))	(dB)	(dB)	(dB)	(dB(μV/m))	(dB(μV/m))	(dB)
<b>Peak data</b>								
5 350.90 <sup>1)</sup>	H	52.64	34.56	-26.84	-	60.36	74.00	13.64
<b>Average Data</b>								
5 350.90 <sup>1)</sup>	H	34.33	34.56	-26.84	0.39	42.44	54.00	11.56



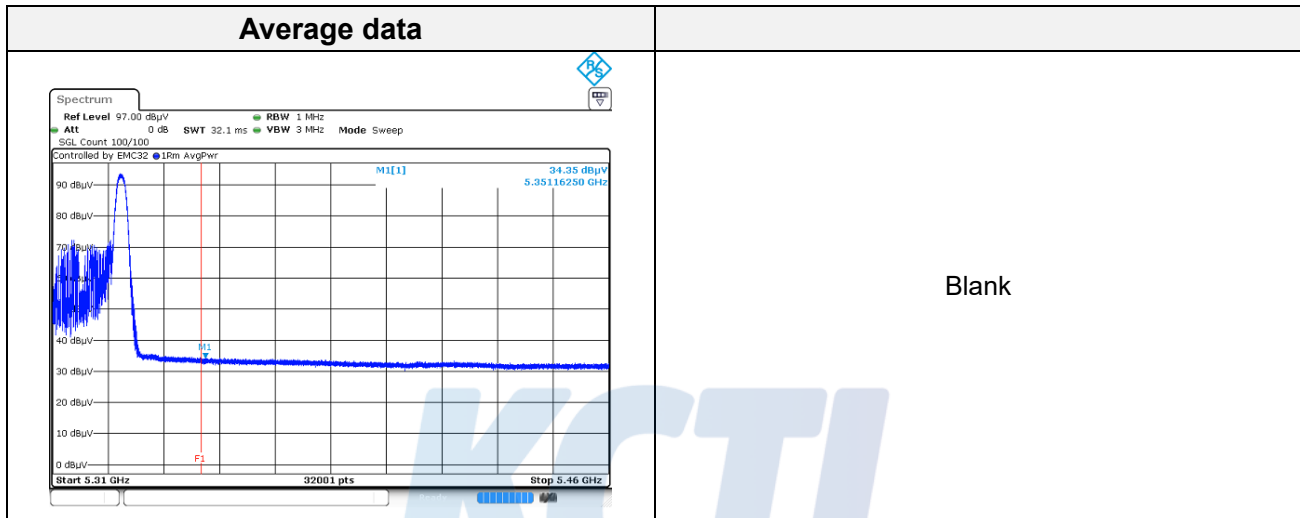
**802.11ax\_RU mode (HE 20 / 52T / RU offset 40)\_MIMO Highest Channel (5 320 MHz)**

Frequency	Pol.	Reading	Ant. Factor	Amp.+Cable	DCF	Result	Limit	Margin
(MHz)	(V/H)	(dB(μV))	(dB)	(dB)	(dB)	(dB(μV/m))	(dB(μV/m))	(dB)
<b>Peak data</b>								
5 350.31 <sup>1)</sup>	H	50.93	34.56	-26.84	-	58.65	74.00	15.35
<b>Average Data</b>								
5 350.31 <sup>1)</sup>	H	34.60	34.56	-26.84	0.23	42.55	54.00	11.45



**802.11ax\_RU mode (HE 20 / 26T / RU offset 8)\_MIMO Highest Channel (5 320 MHz)**

Frequency	Pol.	Reading	Ant. Factor	Amp.+Cable	DCF	Result	Limit	Margin
(MHz)	(V/H)	(dB(μV))	(dB)	(dB)	(dB)	(dB(μV/m))	(dB(μV/m))	(dB)
<b>Peak data</b>								
5 351.16 <sup>1)</sup>	H	51.19	34.56	-26.84	-	58.91	74.00	15.09
<b>Average Data</b>								
5 351.16 <sup>1)</sup>	H	34.35	34.56	-26.84	0.11	42.18	54.00	11.82



**UNII-2A 1Tx (MIMO) Harmonics and Spurious Emissions**

**802.11ax\_HE20 SU mode\_MIMO Lowest Channel (5 260 MHz)**

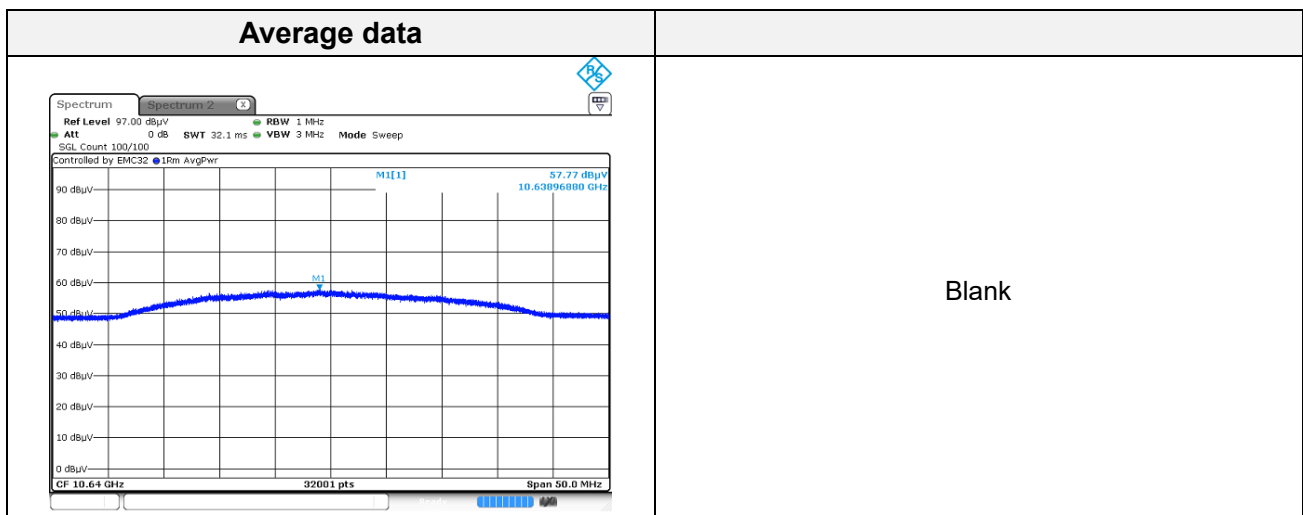
Frequency	Pol.	Reading	Ant. Factor	Amp.+Cable	DCF	Result	Limit	Margin
(MHz)	(V/H)	(dB(μV))	(dB)	(dB)	(dB)	(dB(μV/m))	(dB(μV/m))	(dB)
<b>Peak data</b>								
10 514.58	V	66.65	37.41	-51.67	-	52.39	68.20	15.81
16 562.86	H	55.72	41.56	-45.37	-	51.91	68.20	16.29
<b>Average Data</b>								
No spurious emissions were detected within 20 dB of the limit								

**802.11ax\_HE20 SU mode\_MIMO Middle Channel (5 280 MHz)**

Frequency	Pol.	Reading	Ant. Factor	Amp.+Cable	DCF	Result	Limit	Margin
(MHz)	(V/H)	(dB(μV))	(dB)	(dB)	(dB)	(dB(μV/m))	(dB(μV/m))	(dB)
<b>Peak data</b>								
10 553.03	V	66.91	37.43	-51.69	-	52.65	68.20	15.55
16 543.45	V	56.04	41.54	-45.30	-	52.28	68.20	15.92
<b>Average Data</b>								
No spurious emissions were detected within 20 dB of the limit								

**802.11ax\_HE20 SU mode\_MIMO Highest Channel (5 320 MHz)**

Frequency	Pol.	Reading	Ant. Factor	Amp.+Cable	DCF	Result	Limit	Margin
(MHz)	(V/H)	(dB(μV))	(dB)	(dB)	(dB)	(dB(μV/m))	(dB(μV/m))	(dB)
<b>Peak data</b>								
10 638.97 <sup>1)</sup>	V	65.85	37.48	-51.73	-	51.60	74.00	22.40
16 768.42	H	57.65	41.77	-46.12	-	53.30	68.20	14.90
<b>Average Data</b>								
10 638.97 <sup>1)</sup>	V	57.77	37.48	-51.73	0.87	44.39	54.00	9.61



**802.11ax\_HE40 SU mode\_MIMO Lowest Channel (5 270 MHz)**

Frequency	Pol.	Reading	Ant. Factor	Amp.+Cable	DCF	Result	Limit	Margin
(MHz)	(V/H)	(dB( $\mu$ V))	(dB)	(dB)	(dB)	(dB( $\mu$ V/m))	(dB( $\mu$ V/m))	(dB)
<b>Peak data</b>								
10 545.13	V	64.23	37.43	-51.69	-	49.97	68.20	18.23
16 538.78	V	55.42	41.54	-45.28	-	51.68	68.20	16.52
<b>Average Data</b>								
No spurious emissions were detected within 20 dB of the limit								

**802.11ax\_HE40 SU mode\_MIMO Highest Channel (5 310 MHz)**

Frequency	Pol.	Reading	Ant. Factor	Amp.+Cable	DCF	Result	Limit	Margin
(MHz)	(V/H)	(dB( $\mu$ V))	(dB)	(dB)	(dB)	(dB( $\mu$ V/m))	(dB( $\mu$ V/m))	(dB)
<b>Peak data</b>								
10 617.36 <sup>1)</sup>	V	63.16	37.47	-51.72	-	48.91	74.00	25.09
16 592.69	H	55.54	41.59	-45.48	-	51.65	68.20	16.55
<b>Average Data</b>								
No spurious emissions were detected within 20 dB of the limit								

**802.11ax\_HE80 SU mode\_MIMO Middle Channel (5 290 MHz)**

Frequency	Pol.	Reading	Ant. Factor	Amp.+Cable	DCF	Result	Limit	Margin
(MHz)	(V/H)	(dB( $\mu$ V))	(dB)	(dB)	(dB)	(dB( $\mu$ V/m))	(dB( $\mu$ V/m))	(dB)
<b>Peak data</b>								
10 594.72	V	60.10	37.46	-51.71	-	45.85	68.20	22.35
16 846.05	V	56.69	41.85	-46.41	-	52.13	68.20	16.07
<b>Average Data</b>								
No spurious emissions were detected within 20 dB of the limit								

**802.11ax\_RU mode (HE 20 / 26T / RU offset 0)\_MIMO Lowest Channel (5 260 MHz)**

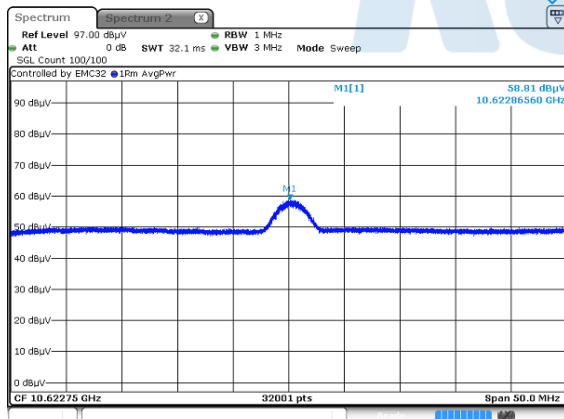
Frequency	Pol.	Reading	Ant. Factor	Amp.+Cable	DCF	Result	Limit	Margin
(MHz)	(V/H)	(dB( $\mu$ V))	(dB)	(dB)	(dB)	(dB( $\mu$ V/m))	(dB( $\mu$ V/m))	(dB)
<b>Peak data</b>								
10 503.44	V	66.49	37.40	-51.67	-	52.22	68.20	15.98
16 546.69	H	56.74	41.55	-45.31	-	52.98	68.20	15.22
<b>Average Data</b>								
No spurious emissions were detected within 20 dB of the limit								

**802.11ax\_RU mode (HE 20 / 26T / RU offset 0)\_MIMO Middle Channel (5 280 MHz)**

Frequency	Pol.	Reading	Ant. Factor	Amp.+Cable	DCF	Result	Limit	Margin
(MHz)	(V/H)	(dB( $\mu$ V))	(dB)	(dB)	(dB)	(dB( $\mu$ V/m))	(dB( $\mu$ V/m))	(dB)
<b>Peak data</b>								
10 543.33	V	64.70	37.43	-51.69	-	50.44	68.20	17.76
16 778.48	V	55.93	41.78	-46.16	-	51.55	68.20	16.65
<b>Average Data</b>								
No spurious emissions were detected within 20 dB of the limit								

**802.11ax\_RU mode (HE 20 / 26T / RU offset 0)\_MIMO Highest Channel (5 320 MHz)**

Frequency	Pol.	Reading	Ant. Factor	Amp.+Cable	DCF	Result	Limit	Margin
(MHz)	(V/H)	(dB( $\mu$ V))	(dB)	(dB)	(dB)	(dB( $\mu$ V/m))	(dB( $\mu$ V/m))	(dB)
<b>Peak data</b>								
10 622.87 <sup>1)</sup>	H	66.75	37.47	-51.72	-	52.50	74.00	21.50
16 578.67	H	56.36	41.58	-45.43	-	52.51	68.20	15.69
<b>Average Data</b>								
10 622.87 <sup>1)</sup>	H	58.81	37.47	-51.72	0.11	44.67	54.00	9.33

**Average data**

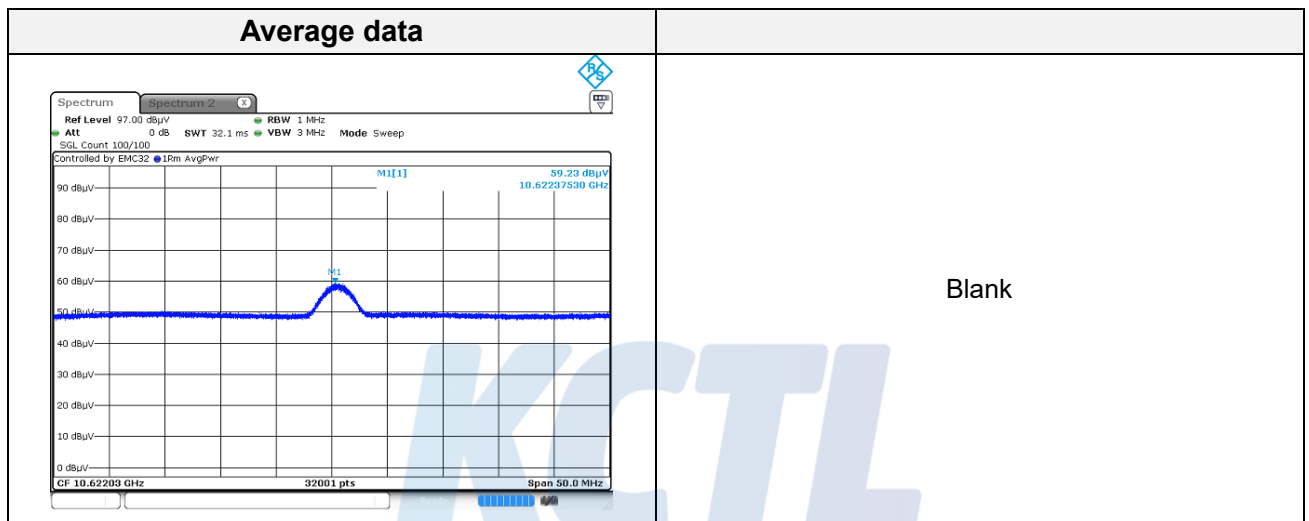
Blank

**802.11ax\_RU mode (HE 40 / 26T / RU offset 9)\_MIMO Lowest Channel (5 270 MHz)**

Frequency	Pol.	Reading	Ant. Factor	Amp.+Cable	DCF	Result	Limit	Margin
(MHz)	(V/H)	(dB( $\mu$ V))	(dB)	(dB)	(dB)	(dB( $\mu$ V/m))	(dB( $\mu$ V/m))	(dB)
<b>Peak data</b>								
10 542.25	V	67.46	37.43	-51.68	-	53.21	68.20	14.99
16 549.92	H	56.34	41.55	-45.32	-	52.57	68.20	15.63
<b>Average Data</b>								
No spurious emissions were detected within 20 dB of the limit								

**802.11ax\_RU mode (HE 40 / 26T / RU offset 9)\_MIMO Highest Channel (5 310 MHz)**

Frequency	Pol.	Reading	Ant. Factor	Amp.+Cable	DCF	Result	Limit	Margin
(MHz)	(V/H)	(dB(μV))	(dB)	(dB)	(dB)	(dB(μV/m))	(dB(μV/m))	(dB)
<b>Peak data</b>								
10 622.38 <sup>1)</sup>	V	66.82	37.47	-51.72	-	52.57	74.00	21.43
16 573.64	V	57.61	41.57	-45.41	-	53.77	68.20	14.43
<b>Average Data</b>								
10 622.38 <sup>1)</sup>	V	59.23	37.47	-51.72	0.11	45.09	68.20	23.11



**802.11ax\_RU mode (HE 80 / 26T / RU offset 0)\_MIMO Middle Channel (5 290 MHz)**

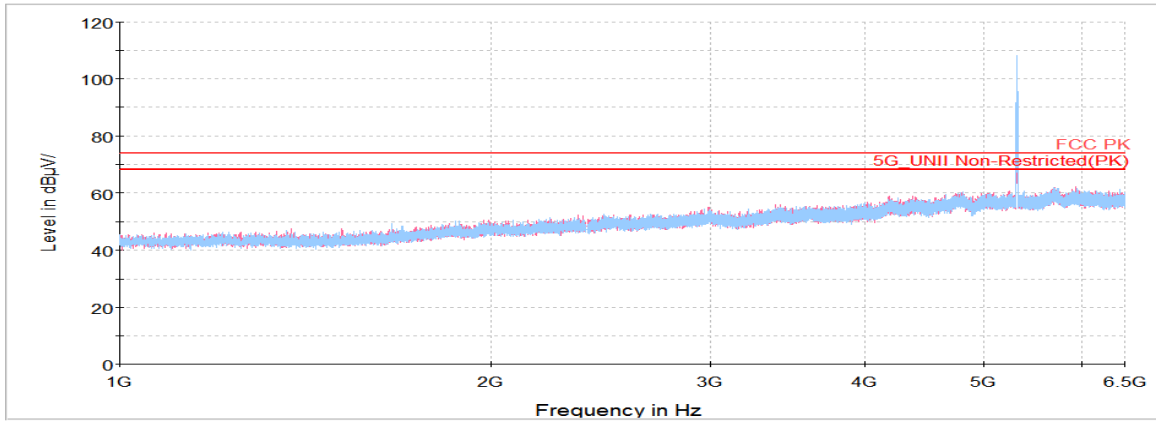
Frequency	Pol.	Reading	Ant. Factor	Amp.+Cable	DCF	Result	Limit	Margin
(MHz)	(V/H)	(dB(μV))	(dB)	(dB)	(dB)	(dB(μV/m))	(dB(μV/m))	(dB)
<b>Peak data</b>								
10 505.23	V	63.94	37.40	-51.67	-	49.67	68.20	18.53
16 547.77	H	56.09	41.55	-45.31	-	52.33	68.20	15.87
<b>Average Data</b>								
No spurious emissions were detected within 20 dB of the limit								

**Plot of Harmonics and Spurious Emissions**

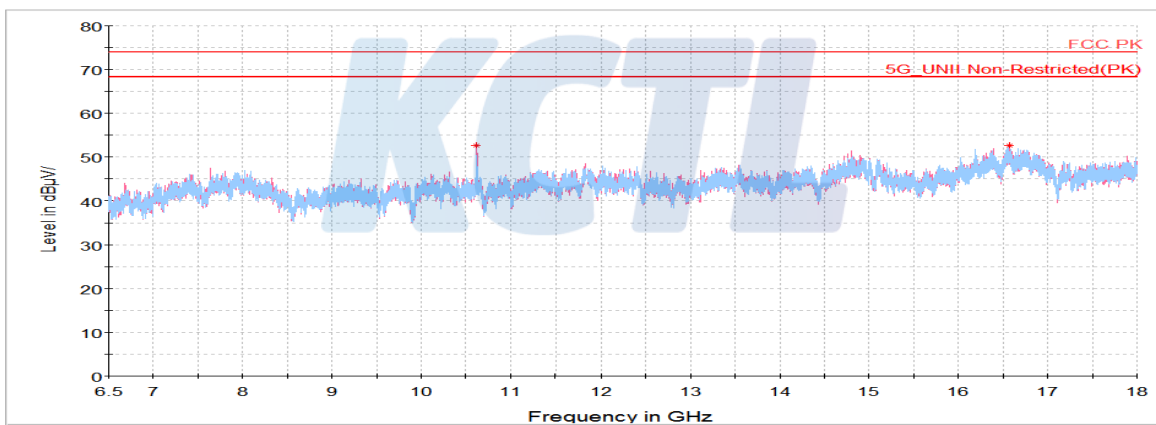
In order to simplify the report, attached plots were only the lowest margin condition

**UNII-2A\_802.11ax\_RU mode (HE 20 / 26T / RU offset 0)\_MIMO Highest Channel (5 320 MHz)**

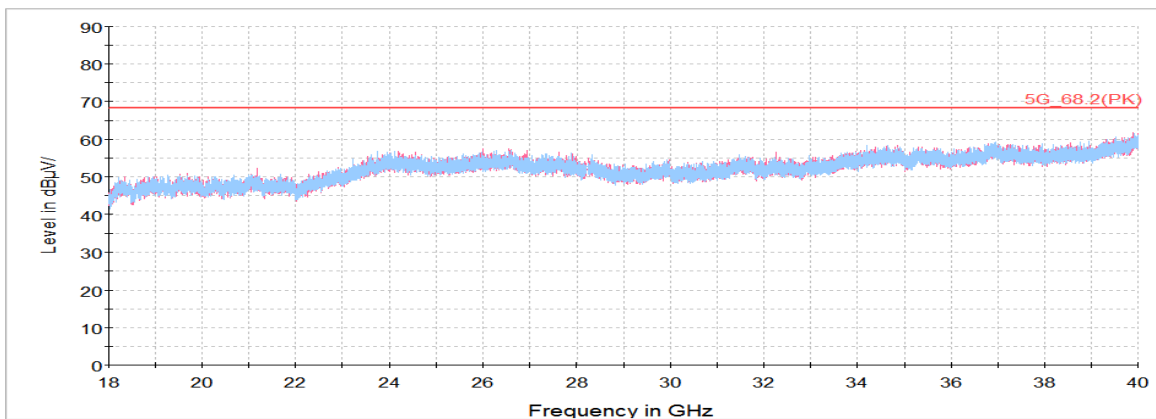
**Horizontal/Vertical for 1 GHz ~ 6.5 GHz**



**Horizontal/Vertical for 6.5 GHz ~ 18 GHz**



**Horizontal/Vertical for 18 GHz ~ 40 GHz**





**UNII-2C Tx (MIMO) Restricted Bandedge (Lowest Channel)**

**802.11ax\_HE20 SU mode\_MIMO Lowest Channel (5 500 MHz)**

Frequency	Pol.	Reading	Ant. Factor	Amp.+Cable	DCF	Result	Limit	Margin
(MHz)	(V/H)	(dB( $\mu$ V))	(dB)	(dB)	(dB)	(dB( $\mu$ V/m))	(dB( $\mu$ V/m))	(dB)

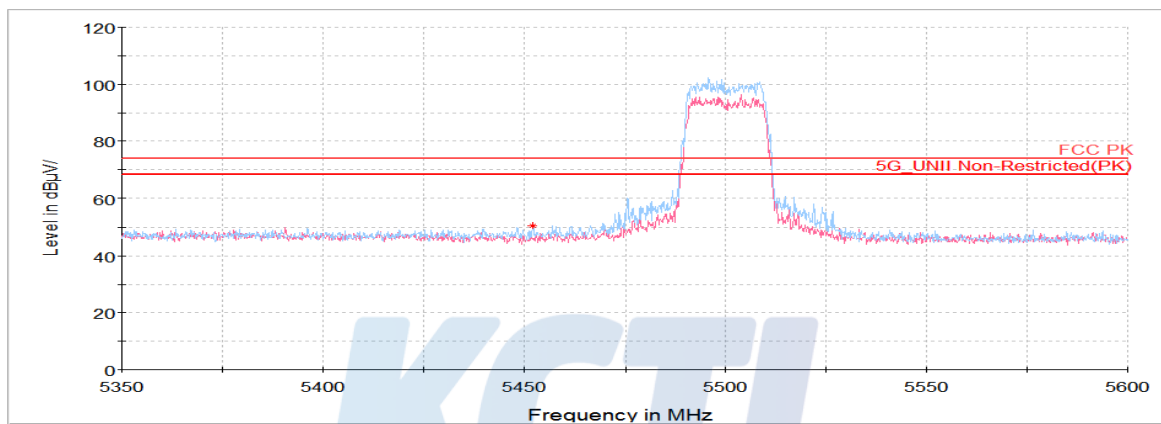
**Peak data**

5 452.25 <sup>1)</sup>	H	43.19	34.72	-27.27	-	50.64	74.00	23.36
------------------------	---	-------	-------	--------	---	-------	-------	-------

**Average Data**

No spurious emissions were detected within 20 dB of the limit

**Horizontal/Vertical for Band-edge**



**802.11ax\_HE40 SU mode\_MIMO Lowest Channel (5 510 MHz)**

Frequency	Pol.	Reading	Ant. Factor	Amp.+Cable	DCF	Result	Limit	Margin
(MHz)	(V/H)	(dB( $\mu$ V))	(dB)	(dB)	(dB)	(dB( $\mu$ V/m))	(dB( $\mu$ V/m))	(dB)

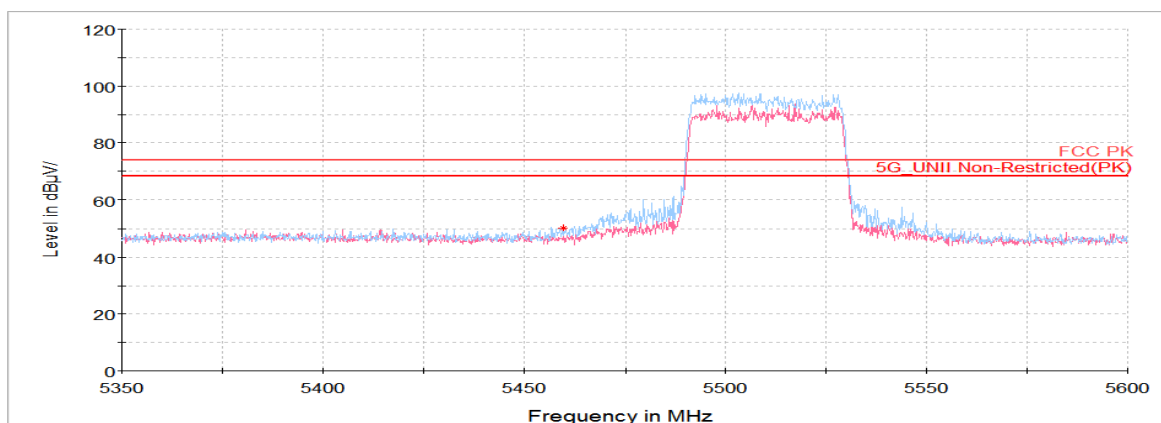
**Peak data**

5 459.81 <sup>1)</sup>	H	42.97	34.74	-27.35	-	50.36	74.00	23.64
------------------------	---	-------	-------	--------	---	-------	-------	-------

**Average Data**

No spurious emissions were detected within 20 dB of the limit

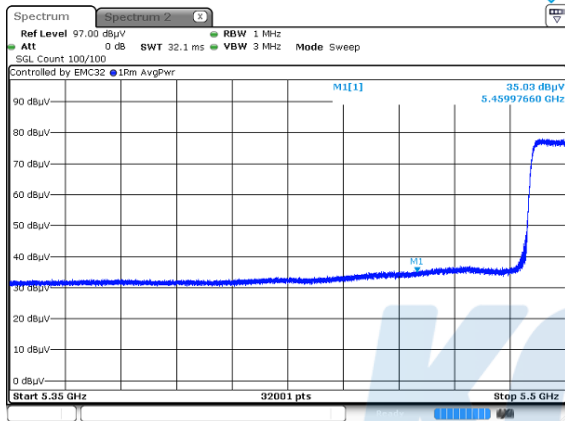
**Horizontal/Vertical for Band-edge**



**802.11ax\_HE80 SU mode\_MIMO Lowest Channel (5 530 MHz)**

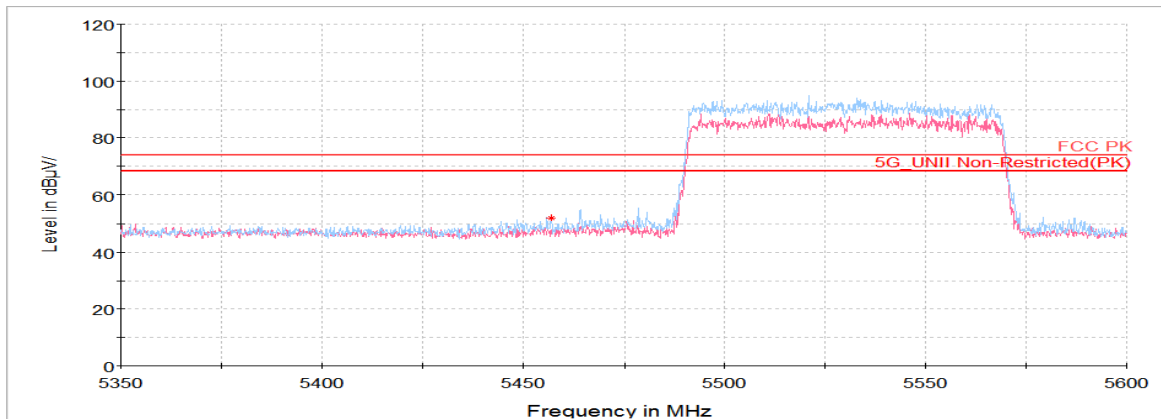
Frequency	Pol.	Reading	Ant. Factor	Amp.+Cable	DCF	Result	Limit	Margin
(MHz)	(V/H)	(dB(μV))	(dB)	(dB)	(dB)	(dB(μV/m))	(dB(μV/m))	(dB)
<b>Peak data</b>								
5 459.98 <sup>1)</sup>	H	44.53	34.74	-27.35	-	51.92	74.00	22.08
<b>Average Data</b>								
5 459.98 <sup>1)</sup>	H	35.03	34.74	-27.35	2.09	44.51	54.00	9.49

**Average data**



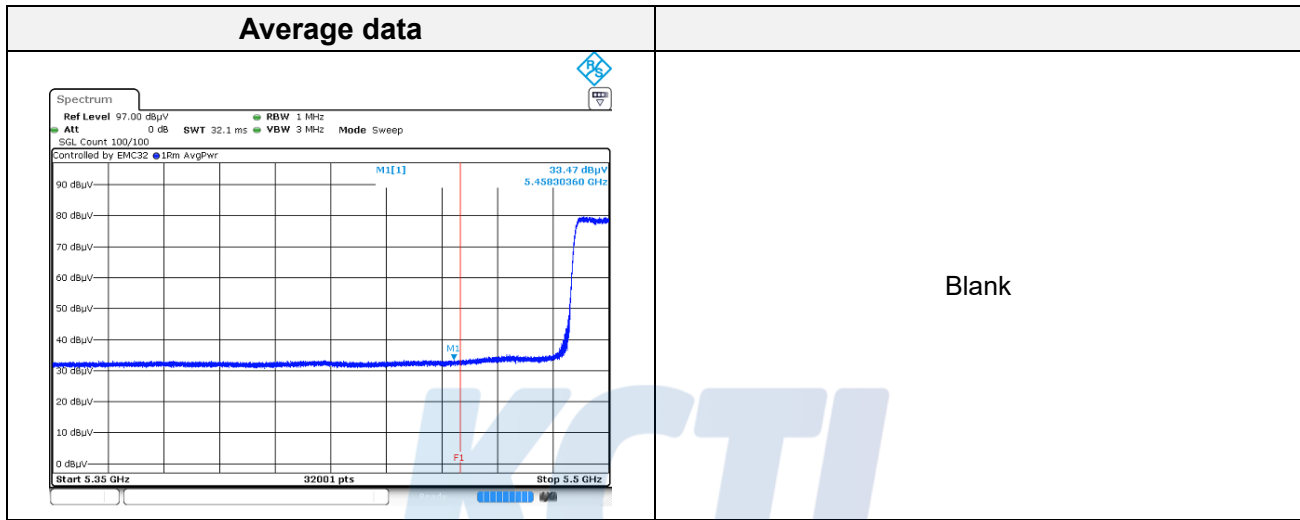
Blank

**Horizontal/Vertical for Band-edge**



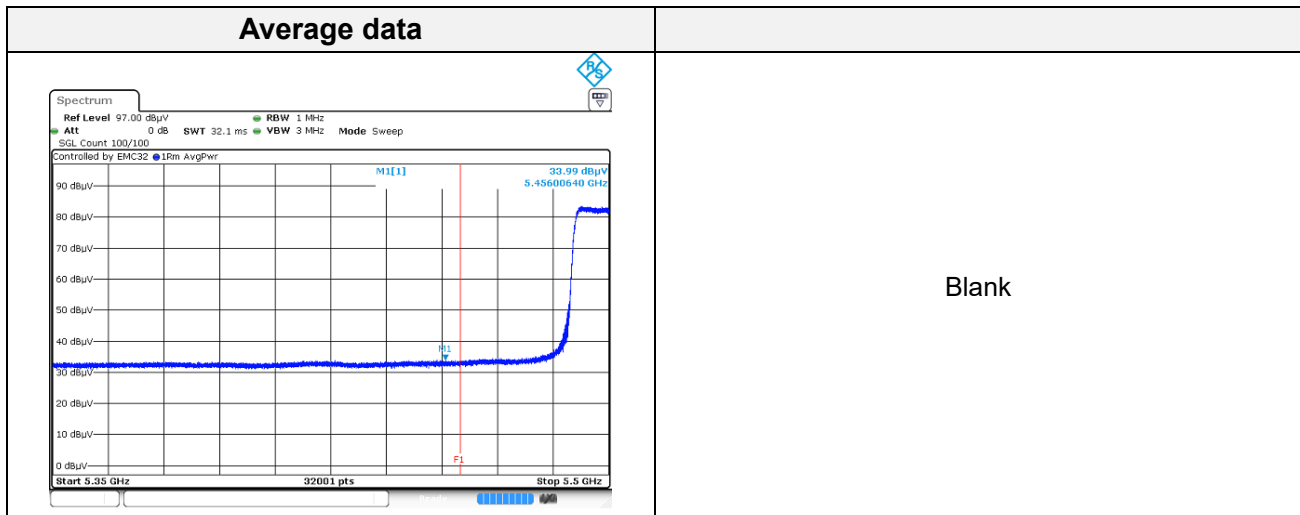
**802.11ax\_RU mode (HE 80 / 484T / RU offset 65)\_MIMO Lowest Channel (5 530 MHz)**

Frequency	Pol.	Reading	Ant. Factor	Amp.+Cable	DCF	Result	Limit	Margin
(MHz)	(V/H)	(dB(μV))	(dB)	(dB)	(dB)	(dB(μV/m))	(dB(μV/m))	(dB)
<b>Peak data</b>								
5 458.30 <sup>1)</sup>	H	50.58	34.73	-27.33	-	57.98	74.00	16.02
<b>Average Data</b>								
5 458.30 <sup>1)</sup>	H	33.47	34.73	-27.33	1.15	42.02	54.00	11.98



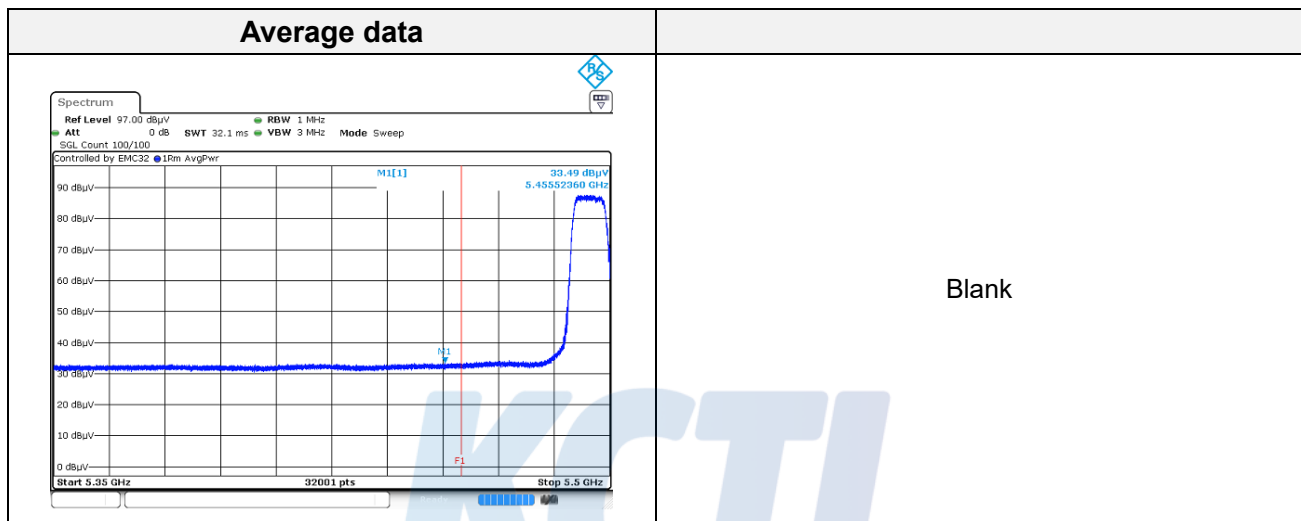
**802.11ax\_RU mode (HE 80 / 242T / RU offset 61)\_MIMO Lowest Channel (5 530 MHz)**

Frequency	Pol.	Reading	Ant. Factor	Amp.+Cable	DCF	Result	Limit	Margin
(MHz)	(V/H)	(dB(μV))	(dB)	(dB)	(dB)	(dB(μV/m))	(dB(μV/m))	(dB)
<b>Peak data</b>								
5 456.01 <sup>1)</sup>	H	50.46	34.73	-27.31	-	57.88	74.00	16.12
<b>Average Data</b>								
5 456.01 <sup>1)</sup>	H	33.99	34.73	-27.31	0.98	42.39	54.00	11.61



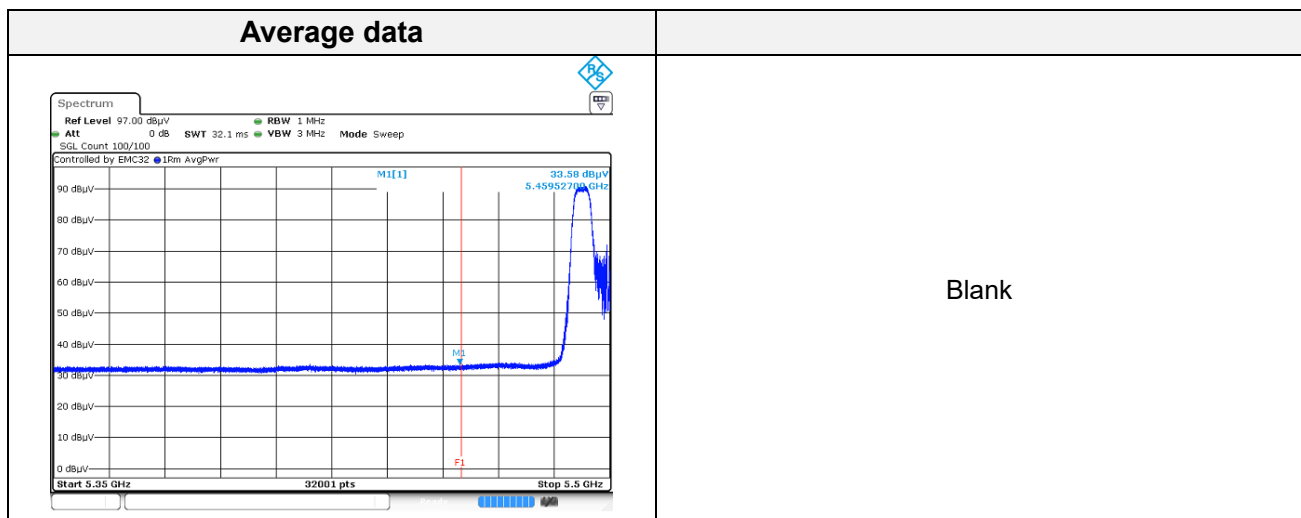
**802.11ax\_RU mode (HE 20 / 106T / RU offset 53)\_MIMO Lowest Channel (5 500 MHz)**

Frequency	Pol.	Reading	Ant. Factor	Amp.+Cable	DCF	Result	Limit	Margin
(MHz)	(V/H)	(dB(μV))	(dB)	(dB)	(dB)	(dB(μV/m))	(dB(μV/m))	(dB)
<b>Peak data</b>								
5 455.52 <sup>1)</sup>	H	50.85	34.73	-27.30	-	58.28	74.00	15.72
<b>Average Data</b>								
5 455.52 <sup>1)</sup>	H	33.49	34.73	-27.30	0.39	41.31	54.00	12.69



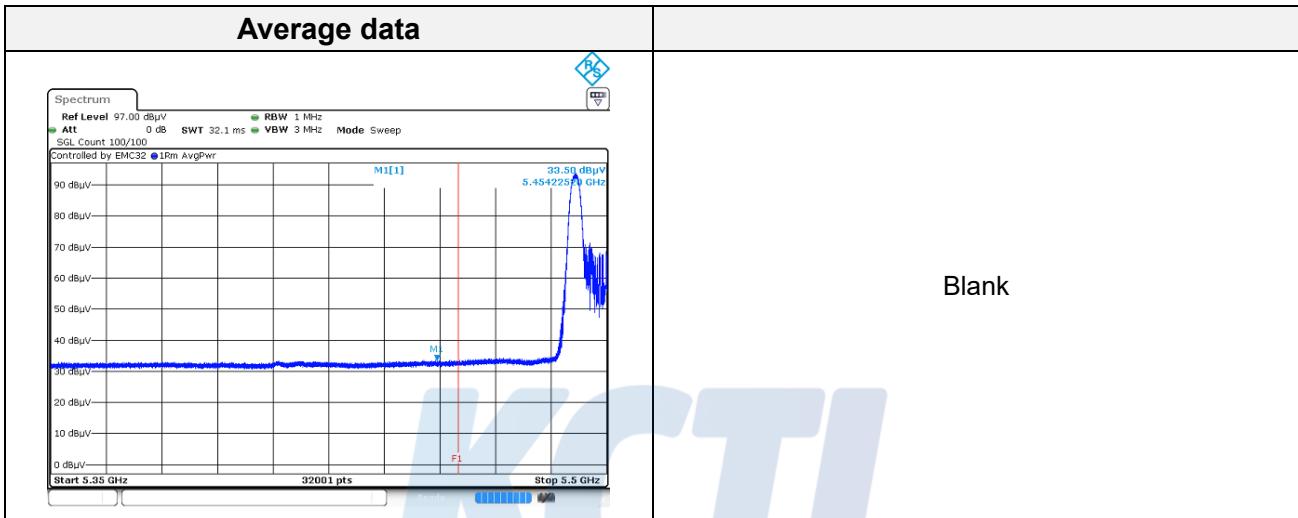
**802.11ax\_RU mode (HE 20 / 52T / RU offset 37)\_MIMO Lowest Channel (5 500 MHz)**

Frequency	Pol.	Reading	Ant. Factor	Amp.+Cable	DCF	Result	Limit	Margin
(MHz)	(V/H)	(dB(μV))	(dB)	(dB)	(dB)	(dB(μV/m))	(dB(μV/m))	(dB)
<b>Peak data</b>								
5 459.53 <sup>1)</sup>	H	50.77	34.74	-27.35	-	58.16	74.00	15.84
<b>Average Data</b>								
5 459.53 <sup>1)</sup>	H	33.58	34.74	-27.35	0.23	41.20	54.00	12.80



**802.11ax\_RU mode (HE 20 / 26T / RU offset 0)\_MIMO Lowest Channel (5 500 MHz)**

Frequency	Pol.	Reading	Ant. Factor	Amp.+Cable	DCF	Result	Limit	Margin
(MHz)	(V/H)	(dB(μV))	(dB)	(dB)	(dB)	(dB(μV/m))	(dB(μV/m))	(dB)
<b>Peak data</b>								
5 454.23 <sup>1)</sup>	H	50.12	34.73	-27.29	-	57.56	74.00	16.44
<b>Average Data</b>								
5 454.23 <sup>1)</sup>	H	33.50	34.73	-27.29	0.11	41.05	54.00	12.95

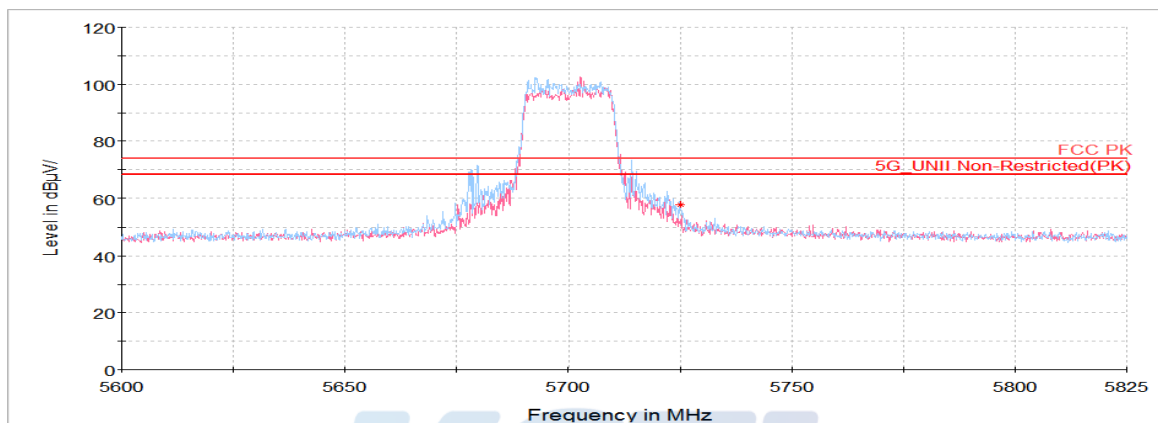


**UNII-2C 1Tx (MIMO) Bandedge (Highest Channel)**

**802.11ax\_HE20 SU mode\_MIMO Highest Channel (5 700 MHz)**

Frequency	Pol.	Reading	Ant. Factor	Amp.+Cable	DCF	Result	Limit	Margin
(MHz)	(V/H)	(dB(μV))	(dB)	(dB)	(dB)	(dB(μV/m))	(dB(μV/m))	(dB)
<b>Peak data</b>								
5 725.02	H	48.38	35.07	-25.92	-	57.53	68.20	10.67

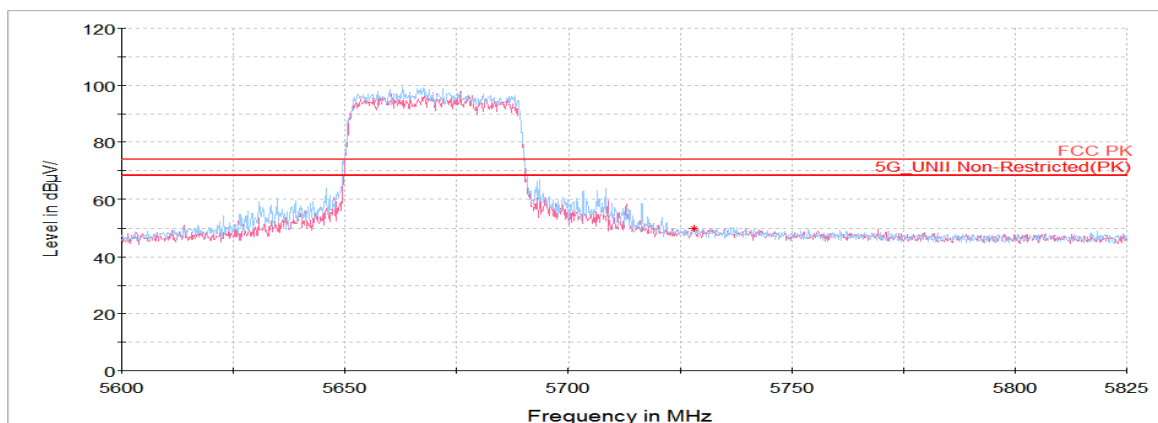
**Horizontal/Vertical for Band-edge**



**802.11ax\_HE40 SU mode\_MIMO Highest Channel (5 670 MHz)**

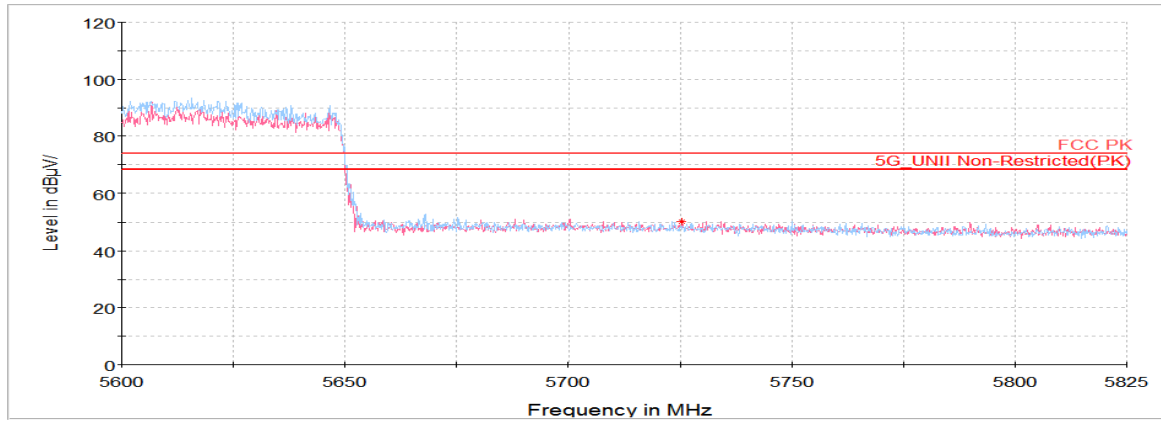
Frequency	Pol.	Reading	Ant. Factor	Amp.+Cable	DCF	Result	Limit	Margin
(MHz)	(V/H)	(dB(μV))	(dB)	(dB)	(dB)	(dB(μV/m))	(dB(μV/m))	(dB)
<b>Peak data</b>								
5 727.94	V	40.80	35.07	-25.96	-	49.91	68.20	18.29

**Horizontal/Vertical for Band-edge**



**802.11ax\_HE80 SU mode\_MIMO Highest Channel (5 610 MHz)**

Frequency	Pol.	Reading	Ant. Factor	Amp.+Cable	DCF	Result	Limit	Margin
(MHz)	(V/H)	(dB( $\mu$ V))	(dB)	(dB)	(dB)	(dB( $\mu$ V/m))	(dB( $\mu$ V/m))	(dB)
<b>Peak data</b>								
5 725.36	V	41.19	35.07	-25.92	-	50.34	68.20	17.86

**Horizontal/Vertical for Band-edge****KCTL**

**802.11ax\_RU mode (HE 80 / 484T / RU offset 66)\_MIMO Highest Channel (5 610 MHz)**

Frequency	Pol.	Reading	Ant. Factor	Amp.+Cable	DCF	Result	Limit	Margin
(MHz)	(V/H)	(dB( $\mu$ V))	(dB)	(dB)	(dB)	(dB( $\mu$ V/m))	(dB( $\mu$ V/m))	(dB)
<b>Peak data</b>								
5 730.34	V	52.55	35.08	-25.99	-	61.64	68.20	6.56

**802.11ax\_RU mode (HE 80 / 242T / RU offset 64)\_MIMO Highest Channel (5 610 MHz)**

Frequency	Pol.	Reading	Ant. Factor	Amp.+Cable	DCF	Result	Limit	Margin
(MHz)	(V/H)	(dB( $\mu$ V))	(dB)	(dB)	(dB)	(dB( $\mu$ V/m))	(dB( $\mu$ V/m))	(dB)
<b>Peak data</b>								
5 725.70	H	51.12	35.07	-25.93	-	60.26	68.20	7.94

**802.11ax\_RU mode (HE 20 / 106T / RU offset 54)\_MIMO Highest Channel (5 700 MHz)**

Frequency	Pol.	Reading	Ant. Factor	Amp.+Cable	DCF	Result	Limit	Margin
(MHz)	(V/H)	(dB( $\mu$ V))	(dB)	(dB)	(dB)	(dB( $\mu$ V/m))	(dB( $\mu$ V/m))	(dB)
<b>Peak data</b>								
5 739.63	H	51.71	35.09	-26.12	-	60.68	68.20	7.52

**802.11ax\_RU mode (HE 20 / 52T / RU offset 40)\_MIMO Highest Channel (5 700 MHz)**

Frequency	Pol.	Reading	Ant. Factor	Amp.+Cable	DCF	Result	Limit	Margin
(MHz)	(V/H)	(dB( $\mu$ V))	(dB)	(dB)	(dB)	(dB( $\mu$ V/m))	(dB( $\mu$ V/m))	(dB)
<b>Peak data</b>								
5 725.70	H	50.85	35.07	-25.93	-	59.99	68.20	8.21

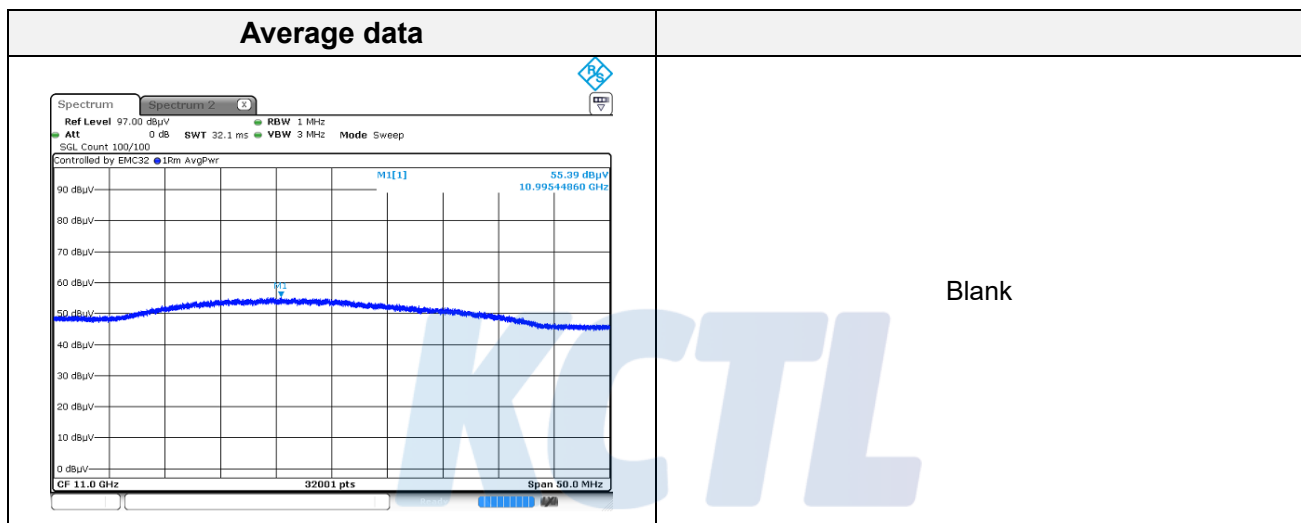
**802.11ax\_RU mode (HE 20 / 26T / RU offset 8)\_MIMO Highest Channel (5 700 MHz)**

Frequency	Pol.	Reading	Ant. Factor	Amp.+Cable	DCF	Result	Limit	Margin
(MHz)	(V/H)	(dB( $\mu$ V))	(dB)	(dB)	(dB)	(dB( $\mu$ V/m))	(dB( $\mu$ V/m))	(dB)
<b>Peak data</b>								
5 728.63	H	51.91	35.07	-25.97	-	61.01	68.20	7.19



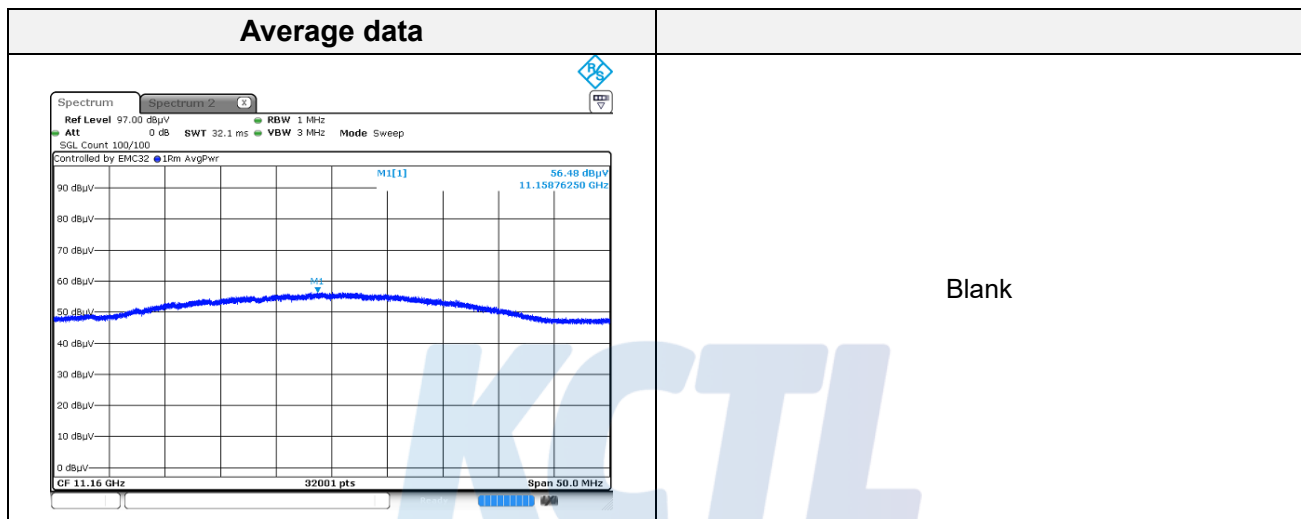
**UNII-2C 1Tx (MIMO) Harmonics and Spurious Emissions**  
**802.11ax\_HE20 SU mode\_MIMO Lowest Channel (5 500 MHz)**

Frequency	Pol.	Reading	Ant. Factor	Amp.+Cable	DCF	Result	Limit	Margin
(MHz)	(V/H)	(dB(μV))	(dB)	(dB)	(dB)	(dB(μV/m))	(dB(μV/m))	(dB)
<b>Peak data</b>								
10 995.45 <sup>1)</sup>	V	66.03	37.70	-51.90	-	51.83	74.00	22.17
16 563.22	H	56.58	41.56	-45.37	-	52.77	68.20	15.43
<b>Average Data</b>								
10 995.45 <sup>1)</sup>	V	55.39	37.70	-51.90	0.87	42.06	54.00	11.94



**802.11ax\_HE20 SU mode\_MIMO Middle Channel (5 580 MHz)**

Frequency	Pol.	Reading	Ant. Factor	Amp.+Cable	DCF	Result	Limit	Margin
(MHz)	(V/H)	(dB(μV))	(dB)	(dB)	(dB)	(dB(μV/m))	(dB(μV/m))	(dB)
<b>Peak data</b>								
11 158.76 <sup>1)</sup>	V	65.81	37.80	-51.19	-	52.42	74.00	21.58
16 557.83	V	56.08	41.56	-45.35	-	52.29	68.20	15.91
<b>Average Data</b>								
11 158.76 <sup>1)</sup>	V	56.48	37.80	-51.19	0.87	43.96	54.00	10.04



**802.11ax\_HE20 SU mode\_MIMO Highest Channel (5 700 MHz)**

Frequency	Pol.	Reading	Ant. Factor	Amp.+Cable	DCF	Result	Limit	Margin
(MHz)	(V/H)	(dB( $\mu$ V))	(dB)	(dB)	(dB)	(dB( $\mu$ V/m))	(dB( $\mu$ V/m))	(dB)
<b>Peak data</b>								
11 396.13 <sup>1)</sup>	V	61.87	37.94	-50.12	-	49.69	74.00	24.31
16 701.22	V	56.49	41.70	-45.88	-	52.31	68.20	15.89
<b>Average Data</b>								
No spurious emissions were detected within 20 dB of the limit								

**802.11ax\_HE40 SU mode\_MIMO Lowest Channel (5 510 MHz)**

Frequency	Pol.	Reading	Ant. Factor	Amp.+Cable	DCF	Result	Limit	Margin
(MHz)	(V/H)	(dB( $\mu$ V))	(dB)	(dB)	(dB)	(dB( $\mu$ V/m))	(dB( $\mu$ V/m))	(dB)
<b>Peak data</b>								
11 035.67 <sup>1)</sup>	V	60.34	37.72	-51.74	-	46.32	74.00	27.68
16 551.00	H	56.17	41.55	-45.32	-	52.40	68.20	15.80
<b>Average Data</b>								
No spurious emissions were detected within 20 dB of the limit								

**802.11ax\_HE40 SU mode\_MIMO Middle Channel (5 590 MHz)**

Frequency	Pol.	Reading	Ant. Factor	Amp.+Cable	DCF	Result	Limit	Margin
(MHz)	(V/H)	(dB( $\mu$ V))	(dB)	(dB)	(dB)	(dB( $\mu$ V/m))	(dB( $\mu$ V/m))	(dB)
<b>Peak data</b>								
11 169.72 <sup>1)</sup>	V	60.81	37.80	-51.14	-	47.47	74.00	26.53
16 535.19	H	56.68	41.54	-45.27	-	52.95	68.20	15.25
<b>Average Data</b>								
No spurious emissions were detected within 20 dB of the limit								

**802.11ax\_HE40 SU mode\_MIMO Highest Channel (5 670 MHz)**

Frequency	Pol.	Reading	Ant. Factor	Amp.+Cable	DCF	Result	Limit	Margin
(MHz)	(V/H)	(dB( $\mu$ V))	(dB)	(dB)	(dB)	(dB( $\mu$ V/m))	(dB( $\mu$ V/m))	(dB)
<b>Peak data</b>								
11 340.06 <sup>1)</sup>	V	61.41	37.90	-50.38	-	48.93	74.00	25.07
16 728.53	V	57.01	41.73	-45.98	-	52.76	68.20	15.44
<b>Average Data</b>								
No spurious emissions were detected within 20 dB of the limit								

**802.11ax\_HE80 SU mode\_MIMO Lowest Channel (5 530 MHz)**

Frequency	Pol.	Reading	Ant. Factor	Amp.+Cable	DCF	Result	Limit	Margin
(MHz)	(V/H)	(dB( $\mu$ V))	(dB)	(dB)	(dB)	(dB( $\mu$ V/m))	(dB( $\mu$ V/m))	(dB)
<b>Peak data</b>								
11 051.84 <sup>1)</sup>	V	59.64	37.73	-51.67	-	45.70	74.00	28.30
16 563.58	H	56.43	41.56	-45.37	-	52.62	68.20	15.58
<b>Average Data</b>								
No spurious emissions were detected within 20 dB of the limit								

**802.11ax\_HE80 SU mode\_MIMO Highest Channel (5 610 MHz)**

Frequency	Pol.	Reading	Ant. Factor	Amp.+Cable	DCF	Result	Limit	Margin
(MHz)	(V/H)	(dB( $\mu$ V))	(dB)	(dB)	(dB)	(dB( $\mu$ V/m))	(dB( $\mu$ V/m))	(dB)
<b>Peak data</b>								
11 221.83 <sup>1)</sup>	H	58.59	37.83	-50.90	-	45.52	74.00	28.48
16 552.44	V	55.55	41.55	-45.33	-	51.77	68.20	16.43
<b>Average Data</b>								
No spurious emissions were detected within 20 dB of the limit								

**KCTL**

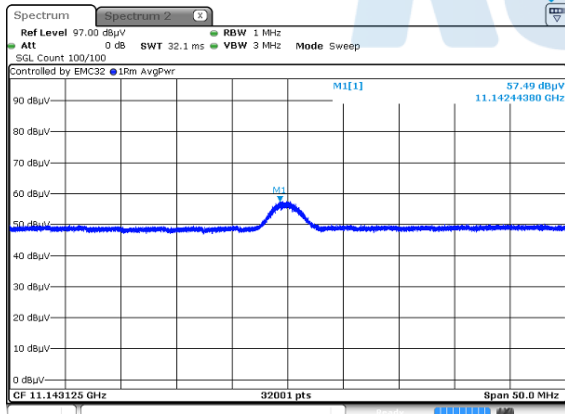
**802.11ax\_RU mode (HE 20 / 26T / RU offset 8)\_MIMO Lowest Channel (5 500 MHz)**

Frequency	Pol.	Reading	Ant. Factor	Amp.+Cable	DCF	Result	Limit	Margin
(MHz)	(V/H)	(dB(μV))	(dB)	(dB)	(dB)	(dB(μV/m))	(dB(μV/m))	(dB)
<b>Peak data</b>								
11 017.70 <sup>1)</sup>	V	62.99	37.71	-51.82	-	48.88	74.00	25.12
16 549.92	V	55.80	41.55	-45.32	-	52.03	68.20	16.17
<b>Average Data</b>								
No spurious emissions were detected within 20 dB of the limit								

**802.11ax\_RU mode (HE 20 / 26T / RU offset 0)\_MIMO Middle Channel (5 580 MHz)**

Frequency	Pol.	Reading	Ant. Factor	Amp.+Cable	DCF	Result	Limit	Margin
(MHz)	(V/H)	(dB(μV))	(dB)	(dB)	(dB)	(dB(μV/m))	(dB(μV/m))	(dB)
<b>Peak data</b>								
11 142.44 <sup>1)</sup>	V	66.75	37.79	-51.26	-	53.28	74.00	20.72
16 525.84	V	56.19	41.53	-45.23	-	52.49	68.20	15.71
<b>Average Data</b>								
11 142.44 <sup>1)</sup>	V	57.49	37.79	-51.26	0.11	44.13	54.00	9.87

**Average data**



Blank

**802.11ax\_RU mode (HE 20 / 26T / RU offset 0)\_MIMO Highest Channel (5 700 MHz)**

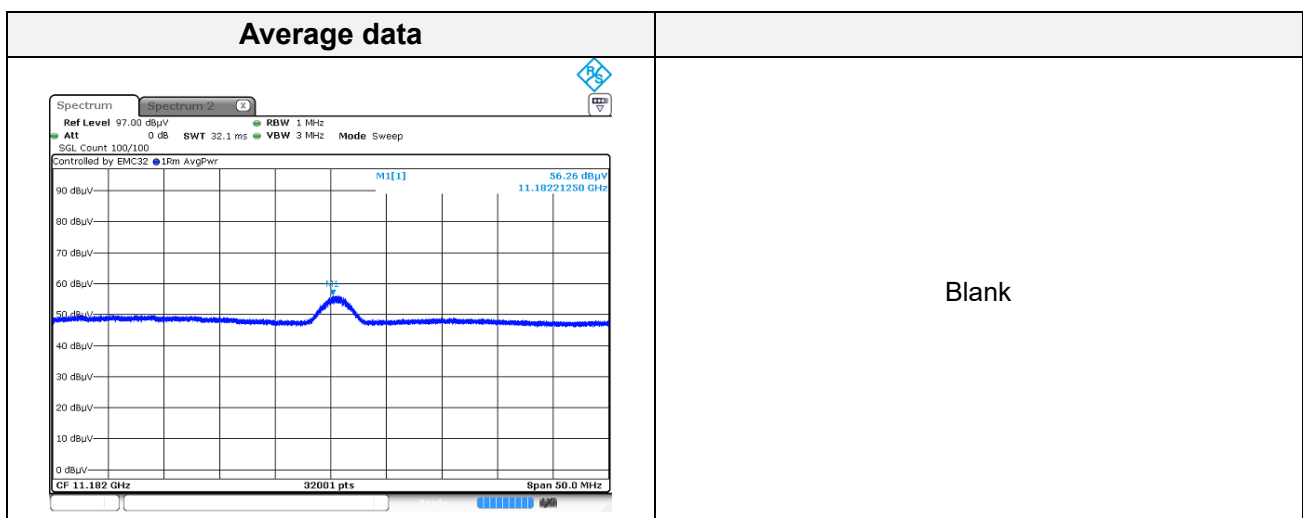
Frequency	Pol.	Reading	Ant. Factor	Amp.+Cable	DCF	Result	Limit	Margin
(MHz)	(V/H)	(dB(μV))	(dB)	(dB)	(dB)	(dB(μV/m))	(dB(μV/m))	(dB)
<b>Peak data</b>								
11 383.91 <sup>1)</sup>	V	62.58	37.93	-50.18	-	50.33	74.00	23.67
16 527.28	V	56.02	41.53	-45.24	-	52.31	68.20	15.89
<b>Average Data</b>								
No spurious emissions were detected within 20 dB of the limit								

**802.11ax\_RU mode (HE 40 / 26T / RU offset 9)\_MIMO Lowest Channel (5 510 MHz)**

Frequency	Pol.	Reading	Ant. Factor	Amp.+Cable	DCF	Result	Limit	Margin
(MHz)	(V/H)	(dB(μV))	(dB)	(dB)	(dB)	(dB(μV/m))	(dB(μV/m))	(dB)
<b>Peak data</b>								
11 022.73 <sup>1)</sup>	V	64.28	37.71	-51.80	-	50.19	74.00	23.81
16 556.75	V	55.83	41.56	-45.35	-	52.04	68.20	16.16
<b>Average Data</b>								
No spurious emissions were detected within 20 dB of the limit								

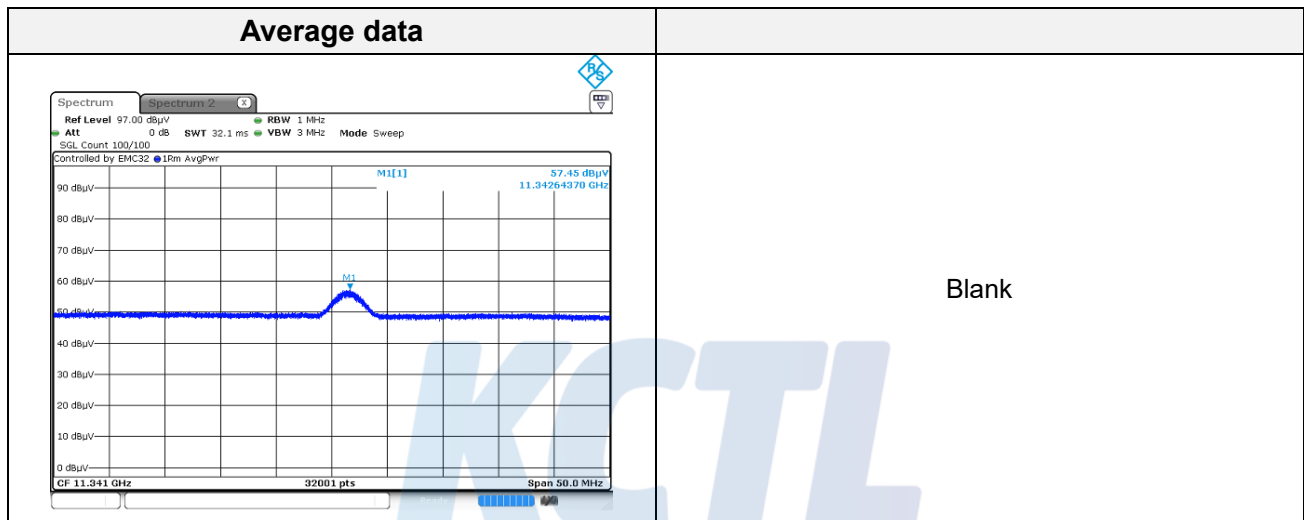
**802.11ax\_RU mode (HE 40 / 26T / RU offset 9)\_MIMO Middle Channel (5 590 MHz)**

Frequency	Pol.	Reading	Ant. Factor	Amp.+Cable	DCF	Result	Limit	Margin
(MHz)	(V/H)	(dB(μV))	(dB)	(dB)	(dB)	(dB(μV/m))	(dB(μV/m))	(dB)
<b>Peak data</b>								
11 182.21 <sup>1)</sup>	V	67.19	37.81	-51.08	-	53.92	74.00	20.08
16 560.70	V	56.54	41.56	-45.36	-	52.74	68.20	15.46
<b>Average Data</b>								
11 182.21 <sup>1)</sup>	V	56.26	37.81	-51.08	0.11	43.10	54.00	10.90



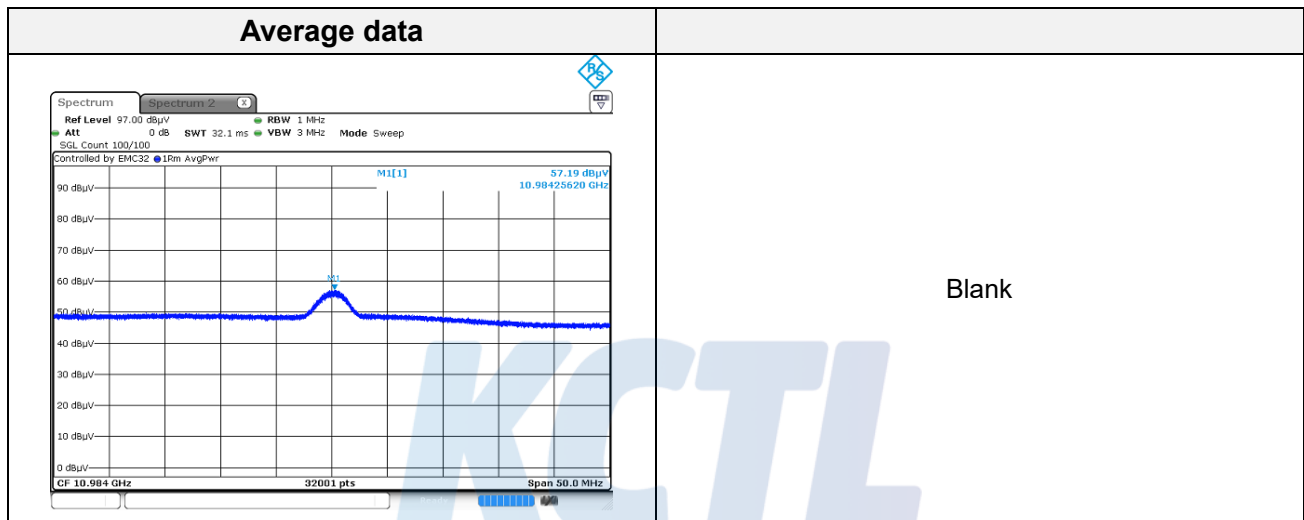
**802.11ax\_RU mode (HE 40 / 26T / RU offset 9)\_MIMO Highest Channel (5 670 MHz)**

Frequency	Pol.	Reading	Ant. Factor	Amp.+Cable	DCF	Result	Limit	Margin
(MHz)	(V/H)	(dB(μV))	(dB)	(dB)	(dB)	(dB(μV/m))	(dB(μV/m))	(dB)
<b>Peak data</b>								
11 342.64 <sup>1)</sup>	V	67.18	37.91	-50.36	-	54.73	74.00	19.27
16 570.05	H	56.17	41.57	-45.39	-	52.35	68.20	15.85
<b>Average Data</b>								
11 342.64 <sup>1)</sup>	V	57.45	37.91	-50.36	0.11	45.11	54.00	8.89



**802.11ax\_RU mode (HE 80 / 26T / RU offset 0)\_MIMO Lowest Channel (5 530 MHz)**

Frequency	Pol.	Reading	Ant. Factor	Amp.+Cable	DCF	Result	Limit	Margin
(MHz)	(V/H)	(dB(μV))	(dB)	(dB)	(dB)	(dB(μV/m))	(dB(μV/m))	(dB)
<b>Peak data</b>								
10 984.26 <sup>1)</sup>	V	66.68	37.69	-51.89	-	52.48	74.00	21.52
16 531.23	V	56.39	41.53	-45.25	-	52.67	68.20	15.53
<b>Average Data</b>								
10 984.26 <sup>1)</sup>	V	57.19	37.69	-51.89	0.14	43.13	54.00	10.87



**802.11ax\_RU mode (HE 80 / 26T / RU offset 0)\_MIMO Highest Channel (5 610 MHz)**

Frequency	Pol.	Reading	Ant. Factor	Amp.+Cable	DCF	Result	Limit	Margin
(MHz)	(V/H)	(dB(μV))	(dB)	(dB)	(dB)	(dB(μV/m))	(dB(μV/m))	(dB)
<b>Peak data</b>								
11 144.92 <sup>1)</sup>	V	63.73	37.79	-51.25	-	50.27	74.00	23.73
16 554.59	H	56.65	41.55	-45.34	-	52.86	68.20	15.34
<b>Average Data</b>								
No spurious emissions were detected within 20 dB of the limit								

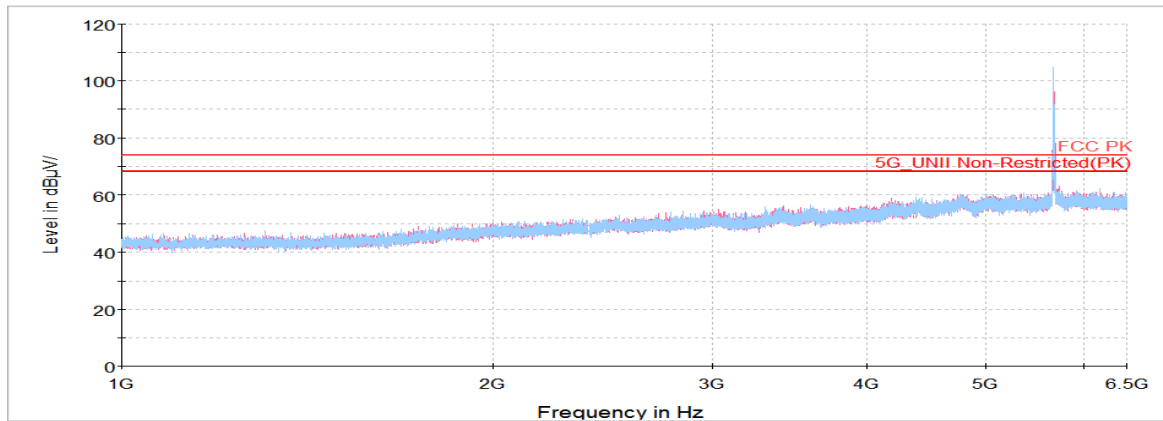


**Plot of Harmonics and Spurious Emissions**

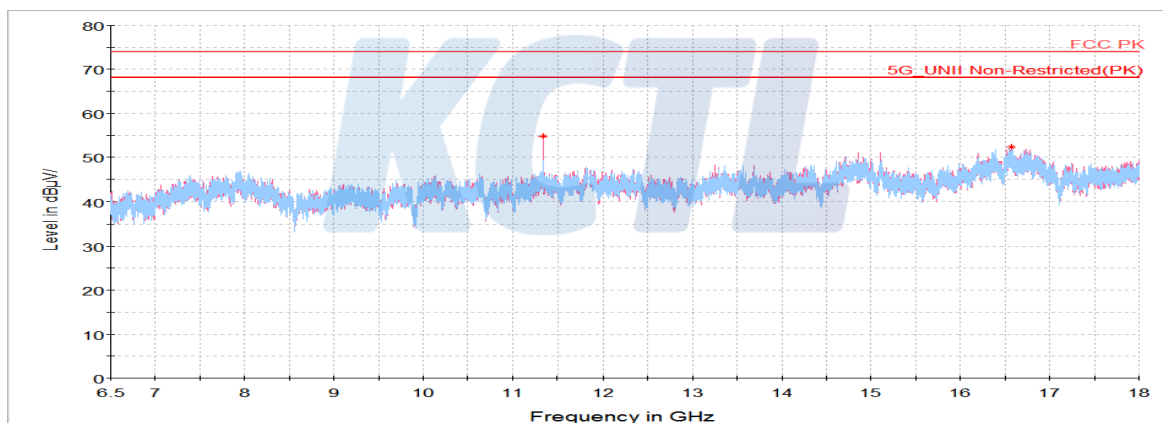
In order to simplify the report, attached plots were only the lowest margin condition

**UNII-2C\_802.11ax\_RU mode (HE 40 / 26T / RU offset 9)\_MIMO Highest Channel (5 670 MHz)**

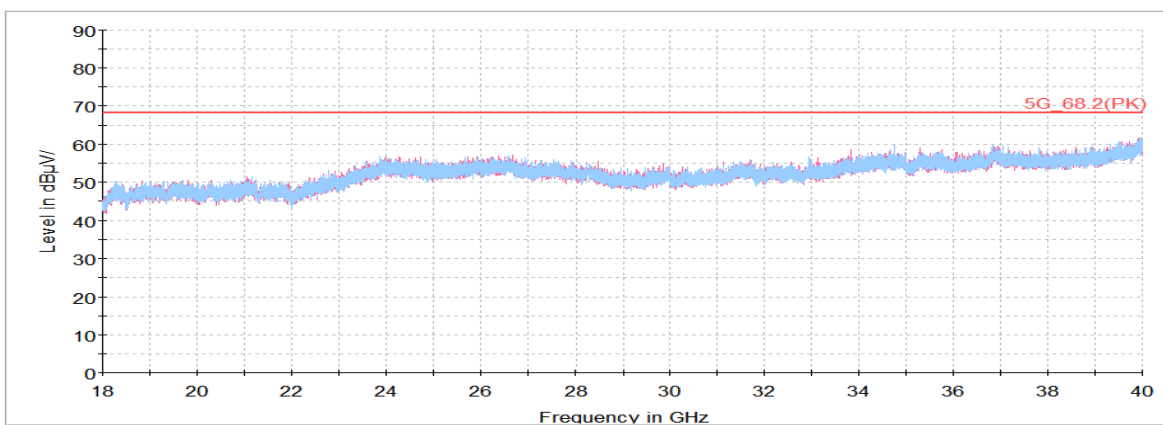
**Horizontal/Vertical for 1 GHz ~ 6.5 GHz**



**Horizontal/Vertical for 6.5 GHz ~ 18 GHz**



**Horizontal/Vertical for 18 GHz ~ 40 GHz**



**UNII-3 Tx (MIMO) Bandedge (Lowest Channel)**

**802.11ax\_HE20 SU mode\_MIMO Lowest Channel (5 745 MHz)**

Frequency	Pol.	Reading	Ant. Factor	Amp.+Cable	DCF	Result	Limit	Margin
(MHz)	(V/H)	(dB( $\mu$ V))	(dB)	(dB)	(dB)	(dB( $\mu$ V/m))	(dB( $\mu$ V/m))	(dB)
<b>Peak data</b>								
5 722.09	H	53.67	35.07	-25.88	-	62.86	115.57	52.71

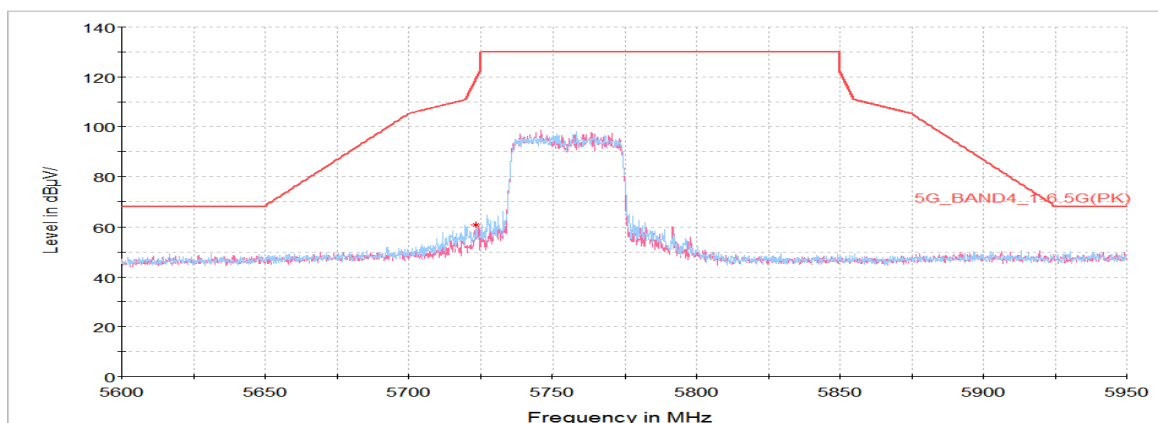
**Horizontal/Vertical for Band-edge**



**802.11ax\_HE40 SU mode\_MIMO Lowest Channel (5 755 MHz)**

Frequency	Pol.	Reading	Ant. Factor	Amp.+Cable	DCF	Result	Limit	Margin
(MHz)	(V/H)	(dB( $\mu$ V))	(dB)	(dB)	(dB)	(dB( $\mu$ V/m))	(dB( $\mu$ V/m))	(dB)
<b>Peak data</b>								
5 723.64	H	51.74	35.07	-25.90	-	60.91	119.10	58.19

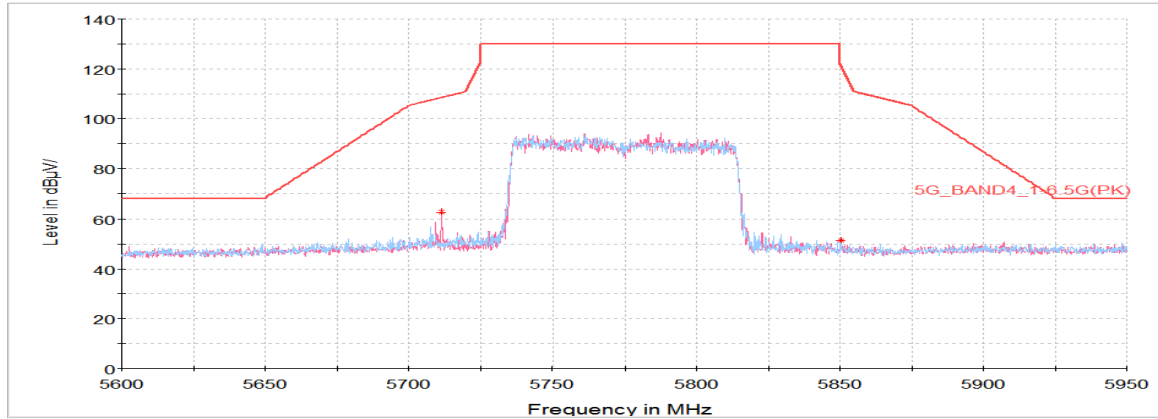
**Horizontal/Vertical for Band-edge**



**802.11ax\_HE80 SU mode\_MIMO Middle Channel (5 775 MHz)**

Frequency	Pol.	Reading	Ant. Factor	Amp.+Cable	DCF	Result	Limit	Margin
(MHz)	(V/H)	(dB(μV))	(dB)	(dB)	(dB)	(dB(μV/m))	(dB(μV/m))	(dB)
<b>Peak data</b>								
5 711.61	V	53.49	35.05	-25.73	-	62.81	108.45	45.64

**Horizontal/Vertical for Band-edge**



**802.11ax\_RU mode (HE 80 / 484T / RU offset 65)\_MIMO Middle Channel (5 775 MHz)**

Frequency	Pol.	Reading	Ant. Factor	Amp.+Cable	DCF	Result	Limit	Margin
(MHz)	(V/H)	(dB( $\mu$ V))	(dB)	(dB)	(dB)	(dB( $\mu$ V/m))	(dB( $\mu$ V/m))	(dB)
<b>Peak data</b>								
5 722.95	V	42.12	35.07	-25.89	-	51.30	117.53	66.23

**802.11ax\_RU mode (HE 40 / 242T / RU offset 61)\_MIMO Lowest Channel (5 755 MHz)**

Frequency	Pol.	Reading	Ant. Factor	Amp.+Cable	DCF	Result	Limit	Margin
(MHz)	(V/H)	(dB( $\mu$ V))	(dB)	(dB)	(dB)	(dB( $\mu$ V/m))	(dB( $\mu$ V/m))	(dB)
<b>Peak data</b>								
5 720.55	V	42.46	35.06	-25.85	-	51.67	112.05	60.38

**802.11ax\_RU mode (HE 20 / 106T / RU offset 53)\_MIMO Lowest Channel (5 745 MHz)**

Frequency	Pol.	Reading	Ant. Factor	Amp.+Cable	DCF	Result	Limit	Margin
(MHz)	(V/H)	(dB( $\mu$ V))	(dB)	(dB)	(dB)	(dB( $\mu$ V/m))	(dB( $\mu$ V/m))	(dB)
<b>Peak data</b>								
5 723.64	H	42.43	35.07	-25.90	-	51.60	119.10	67.50

**802.11ax\_RU mode (HE 20 / 52T / RU offset 37)\_MIMO Lowest Channel (5 745 MHz)**

Frequency	Pol.	Reading	Ant. Factor	Amp.+Cable	DCF	Result	Limit	Margin
(MHz)	(V/H)	(dB( $\mu$ V))	(dB)	(dB)	(dB)	(dB( $\mu$ V/m))	(dB( $\mu$ V/m))	(dB)
<b>Peak data</b>								
5 721.41	H	40.68	35.07	-25.87	-	49.88	114.01	64.12

**802.11ax\_RU mode (HE 20 / 26T / RU offset 0)\_MIMO Lowest Channel (5 745 MHz)**

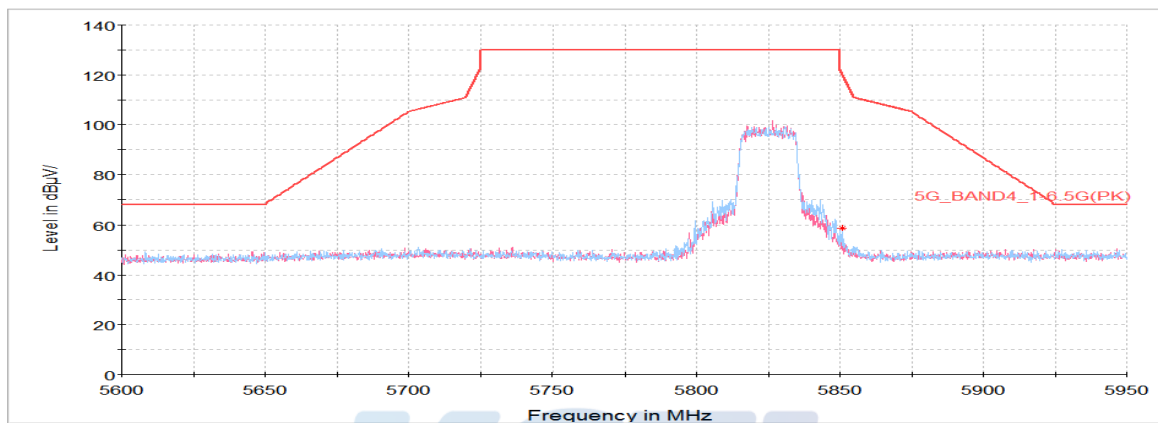
Frequency	Pol.	Reading	Ant. Factor	Amp.+Cable	DCF	Result	Limit	Margin
(MHz)	(V/H)	(dB( $\mu$ V))	(dB)	(dB)	(dB)	(dB( $\mu$ V/m))	(dB( $\mu$ V/m))	(dB)
<b>Peak data</b>								
5 719.69	H	41.60	35.06	-25.84	-	50.82	110.71	59.89

**UNII-3 1Tx (MIMO) Bandedge (Highest Channel)**

**802.11ax\_HE20 SU mode\_MIMO Highest Channel (5 825 MHz)**

Frequency	Pol.	Reading	Ant. Factor	Amp.+Cable	DCF	Result	Limit	Margin
(MHz)	(V/H)	(dB(μV))	(dB)	(dB)	(dB)	(dB(μV/m))	(dB(μV/m))	(dB)
<b>Peak data</b>								
5 851.00	H	50.13	35.22	-26.67	-	58.68	119.92	61.24

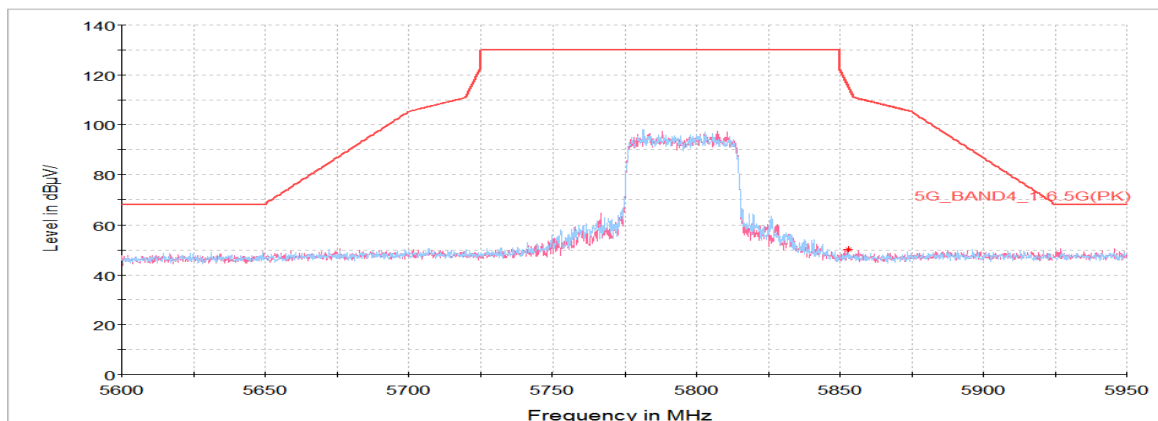
**Horizontal/Vertical for Band-edge**



**802.11ax\_HE40 SU mode\_MIMO Highest Channel (5 795 MHz)**

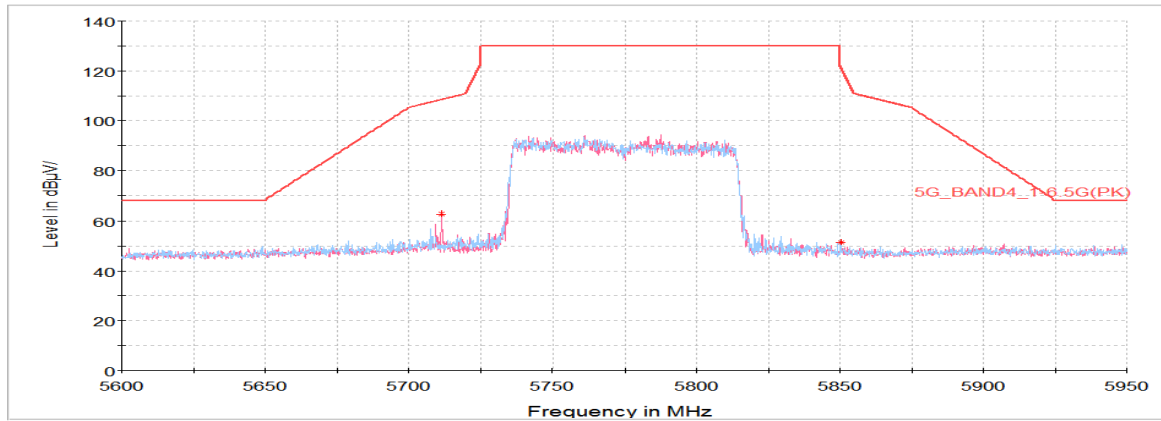
Frequency	Pol.	Reading	Ant. Factor	Amp.+Cable	DCF	Result	Limit	Margin
(MHz)	(V/H)	(dB(μV))	(dB)	(dB)	(dB)	(dB(μV/m))	(dB(μV/m))	(dB)
<b>Peak data</b>								
5 852.89	V	41.63	35.22	-26.66	-	50.19	115.61	65.42

**Horizontal/Vertical for Band-edge**



**802.11ax\_HE80 SU mode\_MIMO Middle Channel (5 775 MHz)**

Frequency	Pol.	Reading	Ant. Factor	Amp.+Cable	DCF	Result	Limit	Margin
(MHz)	(V/H)	(dB( $\mu$ V))	(dB)	(dB)	(dB)	(dB( $\mu$ V/m))	(dB( $\mu$ V/m))	(dB)
<b>Peak data</b>								
5 850.31	H	42.92	35.22	-26.68	-	51.46	121.49	70.03

**Horizontal/Vertical for Band-edge****KCTL**

**802.11ax\_RU mode (HE 80 / 484T / RU offset 66)\_MIMO Middle Channel (5 775 MHz)**

Frequency	Pol.	Reading	Ant. Factor	Amp.+Cable	DCF	Result	Limit	Margin
(MHz)	(V/H)	(dB( $\mu$ V))	(dB)	(dB)	(dB)	(dB( $\mu$ V/m))	(dB( $\mu$ V/m))	(dB)
<b>Peak data</b>								
5 853.58	V	39.62	35.22	-26.66	-	48.18	114.04	65.86

**802.11ax\_RU mode (HE 80 / 242T / RU offset 64)\_MIMO Middle Channel (5 775 MHz)**

Frequency	Pol.	Reading	Ant. Factor	Amp.+Cable	DCF	Result	Limit	Margin
(MHz)	(V/H)	(dB( $\mu$ V))	(dB)	(dB)	(dB)	(dB( $\mu$ V/m))	(dB( $\mu$ V/m))	(dB)
<b>Peak data</b>								
5 850.66	H	40.67	35.22	-26.68	-	49.21	120.70	71.49

**802.11ax\_RU mode (HE 20 / 106T / RU offset 54)\_MIMO Highest Channel (5 825 MHz)**

Frequency	Pol.	Reading	Ant. Factor	Amp.+Cable	DCF	Result	Limit	Margin
(MHz)	(V/H)	(dB( $\mu$ V))	(dB)	(dB)	(dB)	(dB( $\mu$ V/m))	(dB( $\mu$ V/m))	(dB)
<b>Peak data</b>								
5 853.41	H	39.96	35.22	-26.66	-	48.52	114.43	65.91

**802.11ax\_RU mode (HE 20 / 52T / RU offset 40)\_MIMO Highest Channel (5 825 MHz)**

Frequency	Pol.	Reading	Ant. Factor	Amp.+Cable	DCF	Result	Limit	Margin
(MHz)	(V/H)	(dB( $\mu$ V))	(dB)	(dB)	(dB)	(dB( $\mu$ V/m))	(dB( $\mu$ V/m))	(dB)
<b>Peak data</b>								
5 850.66	H	41.06	35.22	-26.68	-	49.60	120.70	71.10

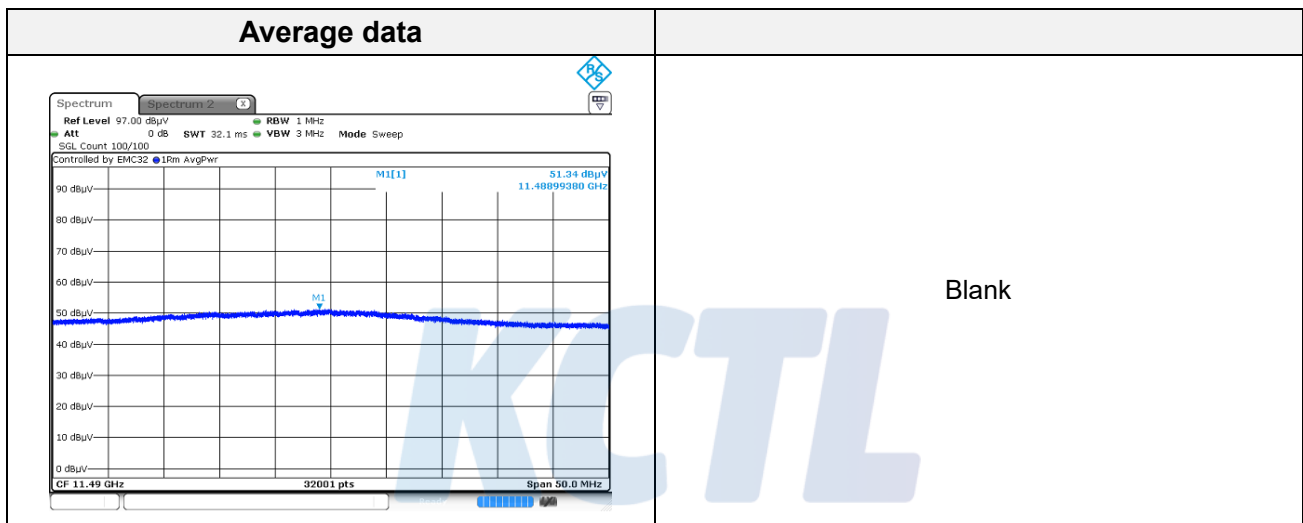
**802.11ax\_RU mode (HE 20 / 26T / RU offset 8)\_MIMO Highest Channel (5 825 MHz)**

Frequency	Pol.	Reading	Ant. Factor	Amp.+Cable	DCF	Result	Limit	Margin
(MHz)	(V/H)	(dB( $\mu$ V))	(dB)	(dB)	(dB)	(dB( $\mu$ V/m))	(dB( $\mu$ V/m))	(dB)
<b>Peak data</b>								
5 850.83	H	41.25	35.22	-26.68	-	49.79	120.31	70.53

**UNII-2C 1Tx (MIMO) Harmonics and Spurious Emissions**

**802.11ax\_HE20 SU mode\_MIMO Lowest Channel (5 745 MHz)**

Frequency	Pol.	Reading	Ant. Factor	Amp.+Cable	DCF	Result	Limit	Margin
(MHz)	(V/H)	(dB(μV))	(dB)	(dB)	(dB)	(dB(μV/m))	(dB(μV/m))	(dB)
<b>Peak data</b>								
11 488.99 <sup>1)</sup>	V	62.90	37.99	-49.71	-	51.18	74.00	22.82
16 547.77	V	55.76	41.55	-45.31	-	52.00	68.20	16.20
<b>Average Data</b>								
11 488.99 <sup>1)</sup>	V	51.34	37.99	-49.71	0.87	40.49	54.00	13.51



**802.11ax\_HE20 SU mode\_MIMO Middle Channel (5 785 MHz)**

Frequency	Pol.	Reading	Ant. Factor	Amp.+Cable	DCF	Result	Limit	Margin
(MHz)	(V/H)	(dB(μV))	(dB)	(dB)	(dB)	(dB(μV/m))	(dB(μV/m))	(dB)
<b>Peak data</b>								
11 571.14 <sup>1)</sup>	V	59.82	38.09	-49.79	-	48.12	74.00	25.88
16 570.77	V	56.47	41.57	-45.40	-	52.64	68.20	15.56
<b>Average Data</b>								
No spurious emissions were detected within 20 dB of the limit								

**802.11ax\_HE20 SU mode\_MIMO Highest Channel (5 825 MHz)**

Frequency	Pol.	Reading	Ant. Factor	Amp.+Cable	DCF	Result	Limit	Margin
(MHz)	(V/H)	(dB(μV))	(dB)	(dB)	(dB)	(dB(μV/m))	(dB(μV/m))	(dB)
<b>Peak data</b>								
11 649.13 <sup>1)</sup>	V	62.07	38.18	-49.92	-	50.33	74.00	23.67
16 558.19	H	56.85	41.56	-45.35	-	53.06	68.20	15.14
<b>Average Data</b>								
No spurious emissions were detected within 20 dB of the limit								



**802.11ax\_HE40 SU mode\_MIMO Lowest Channel (5 755 MHz)**

Frequency	Pol.	Reading	Ant. Factor	Amp.+Cable	DCF	Result	Limit	Margin
(MHz)	(V/H)	(dB( $\mu$ V))	(dB)	(dB)	(dB)	(dB( $\mu$ V/m))	(dB( $\mu$ V/m))	(dB)
<b>Peak data</b>								
11 475.55 <sup>1)</sup>	V	58.68	37.99	-49.77	-	46.90	74.00	27.10
16 542.02	V	56.23	41.54	-45.29	-	52.48	68.20	15.72
<b>Average Data</b>								
No spurious emissions were detected within 20 dB of the limit								

**802.11ax\_HE40 SU mode\_MIMO Highest Channel (5 795 MHz)**

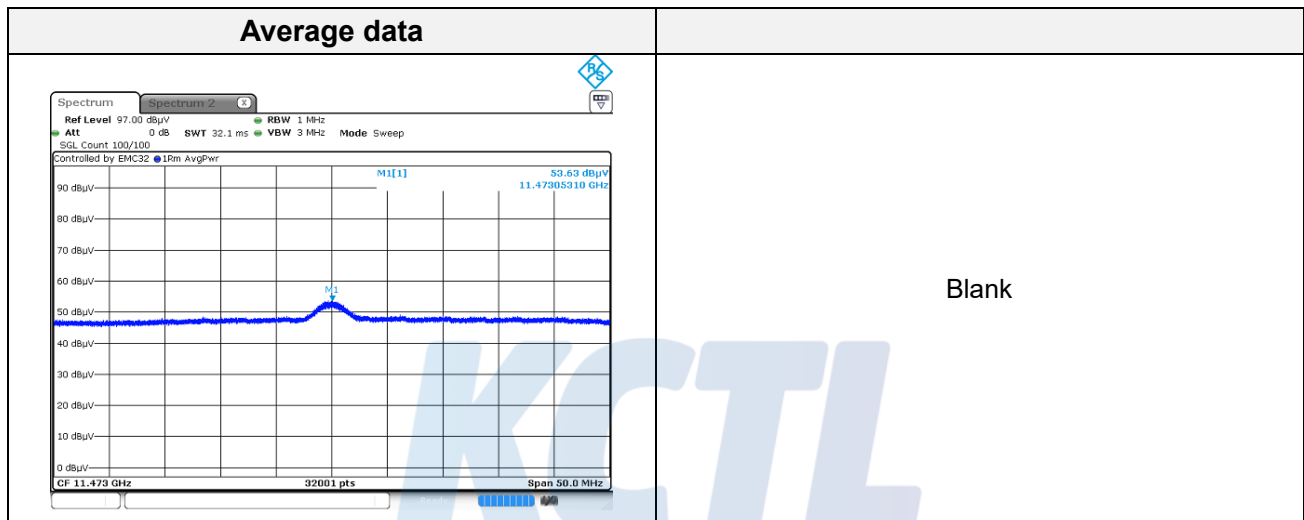
Frequency	Pol.	Reading	Ant. Factor	Amp.+Cable	DCF	Result	Limit	Margin
(MHz)	(V/H)	(dB( $\mu$ V))	(dB)	(dB)	(dB)	(dB( $\mu$ V/m))	(dB( $\mu$ V/m))	(dB)
<b>Peak data</b>								
11 593.06 <sup>1)</sup>	V	60.22	38.11	-49.82	-	48.51	74.00	25.49
16 565.73	H	56.30	41.57	-45.38	-	52.49	68.20	15.71
<b>Average Data</b>								
No spurious emissions were detected within 20 dB of the limit								

**802.11ax\_HE80 SU mode\_MIMO Middle Channel (5 775 MHz)**

Frequency	Pol.	Reading	Ant. Factor	Amp.+Cable	DCF	Result	Limit	Margin
(MHz)	(V/H)	(dB( $\mu$ V))	(dB)	(dB)	(dB)	(dB( $\mu$ V/m))	(dB( $\mu$ V/m))	(dB)
<b>Peak data</b>								
11 579.77 <sup>1)</sup>	V	57.68	38.10	-49.80	-	45.98	74.00	28.02
16 573.28	V	56.89	41.57	-45.41	-	53.05		
<b>Average Data</b>								
No spurious emissions were detected within 20 dB of the limit								

**802.11ax\_RU mode (HE 20 / 26T / RU offset 0)\_MIMO Lowest Channel (5 745 MHz)**

Frequency	Pol.	Reading	Ant. Factor	Amp.+Cable	DCF	Result	Limit	Margin
(MHz)	(V/H)	(dB(μV))	(dB)	(dB)	(dB)	(dB(μV/m))	(dB(μV/m))	(dB)
<b>Peak data</b>								
11 473.05 <sup>1)</sup>	V	63.78	37.98	-49.78	-	51.98	74.00	22.02
16 554.23	H	55.65	41.55	-45.34	-	51.86	68.20	16.34
<b>Average Data</b>								
11 473.05 <sup>1)</sup>	V	53.63	37.98	-49.78	0.11	41.94	54.00	12.06



**802.11ax\_RU mode (HE 20 / 26T / RU offset 4)\_MIMO Middle Channel (5 785 MHz)**

Frequency	Pol.	Reading	Ant. Factor	Amp.+Cable	DCF	Result	Limit	Margin
(MHz)	(V/H)	(dB(μV))	(dB)	(dB)	(dB)	(dB(μV/m))	(dB(μV/m))	(dB)
<b>Peak data</b>								
11 570.78 <sup>1)</sup>	V	61.29	38.08	-49.78	-	49.59	74.00	24.41
16 558.91	H	55.71	41.56	-45.35	-	51.92	68.20	16.28
<b>Average Data</b>								
No spurious emissions were detected within 20 dB of the limit								

**802.11ax\_RU mode (HE 20 / 26T / RU offset 4)\_MIMO Highest Channel (5 825 MHz)**

Frequency	Pol.	Reading	Ant. Factor	Amp.+Cable	DCF	Result	Limit	Margin
(MHz)	(V/H)	(dB(μV))	(dB)	(dB)	(dB)	(dB(μV/m))	(dB(μV/m))	(dB)
<b>Peak data</b>								
11 650.92 <sup>1)</sup>	V	59.19	38.18	-49.93	-	47.44	74.00	26.56
16 568.25	V	56.43	41.57	-45.39	-	52.61	68.20	15.59
<b>Average Data</b>								
No spurious emissions were detected within 20 dB of the limit								

**802.11ax\_RU mode (HE 40 / 26T / RU offset 9)\_MIMO Lowest Channel (5 755 MHz)**

Frequency	Pol.	Reading	Ant. Factor	Amp.+Cable	DCF	Result	Limit	Margin
(MHz)	(V/H)	(dB( $\mu$ V))	(dB)	(dB)	(dB)	(dB( $\mu$ V/m))	(dB( $\mu$ V/m))	(dB)
<b>Peak data</b>								
11 513.28 <sup>1)</sup>	V	62.48	38.02	-49.68	-	50.82	74.00	23.18
16 535.55	V	56.34	41.54	-45.27	-	52.61	68.20	15.59
<b>Average Data</b>								
No spurious emissions were detected within 20 dB of the limit								

**802.11ax\_RU mode (HE 40 / 26T / RU offset 9)\_MIMO Highest Channel (5 795 MHz)**

Frequency	Pol.	Reading	Ant. Factor	Amp.+Cable	DCF	Result	Limit	Margin
(MHz)	(V/H)	(dB( $\mu$ V))	(dB)	(dB)	(dB)	(dB( $\mu$ V/m))	(dB( $\mu$ V/m))	(dB)
<b>Peak data</b>								
11 592.70 <sup>1)</sup>	V	61.60	38.11	-49.82	-	49.89	74.00	24.11
16 717.75	V	55.99	41.72	-45.94	-	51.77	68.20	16.43
<b>Average Data</b>								
No spurious emissions were detected within 20 dB of the limit								

**802.11ax\_RU mode (HE 80 / 26T / RU offset 0)\_MIMO Middle Channel (5 775 MHz)**

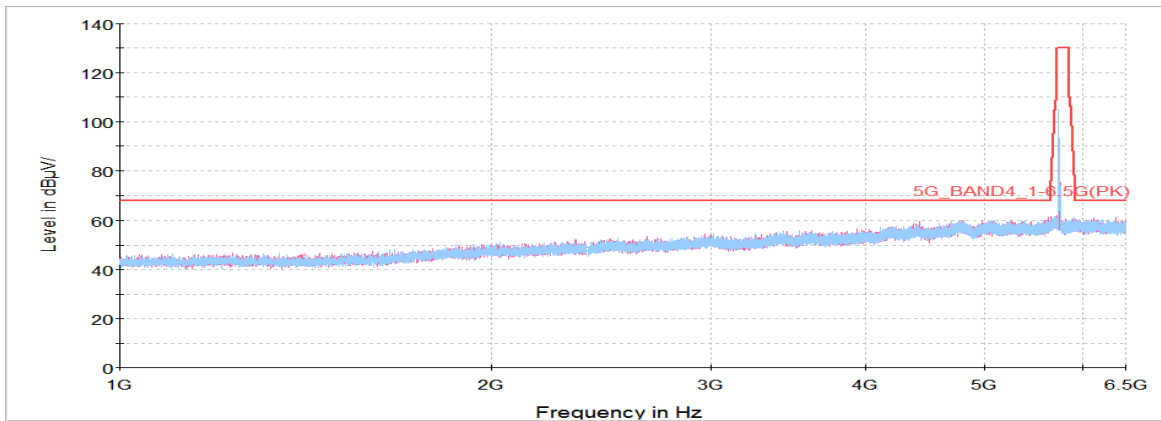
Frequency	Pol.	Reading	Ant. Factor	Amp.+Cable	DCF	Result	Limit	Margin
(MHz)	(V/H)	(dB( $\mu$ V))	(dB)	(dB)	(dB)	(dB( $\mu$ V/m))	(dB( $\mu$ V/m))	(dB)
<b>Peak data</b>								
11 474.83 <sup>1)</sup>	V	62.50	37.98	-49.77	-	50.71	74.00	23.29
16 561.06	V	56.24	41.56	-45.36	-	52.44	68.20	15.76
<b>Average Data</b>								
No spurious emissions were detected within 20 dB of the limit								

**Plot of Harmonics and Spurious Emissions**

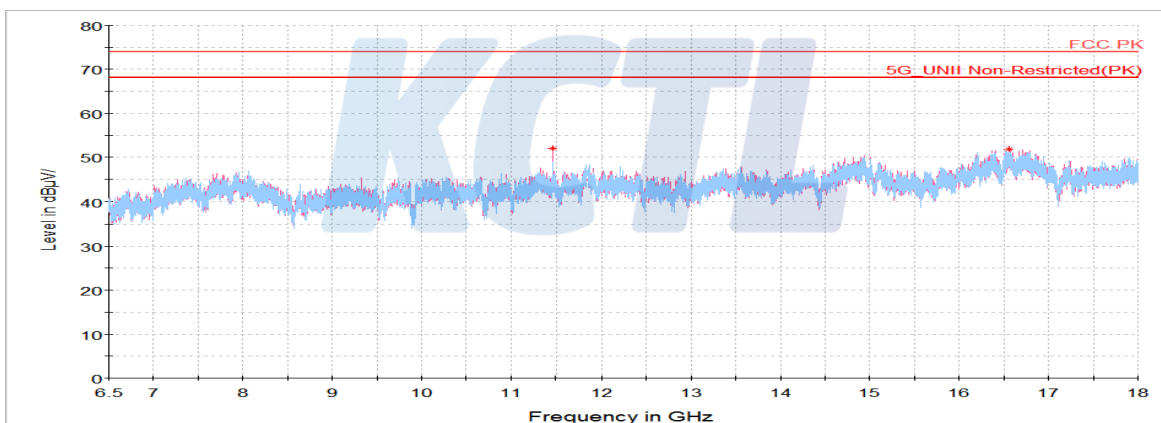
In order to simplify the report, attached plots were only the lowest margin condition

**UNII-3\_802.11ax\_RU mode (HE 20 / 26T / RU offset 0)\_MIMO Lowest Channel (5 745 MHz)**

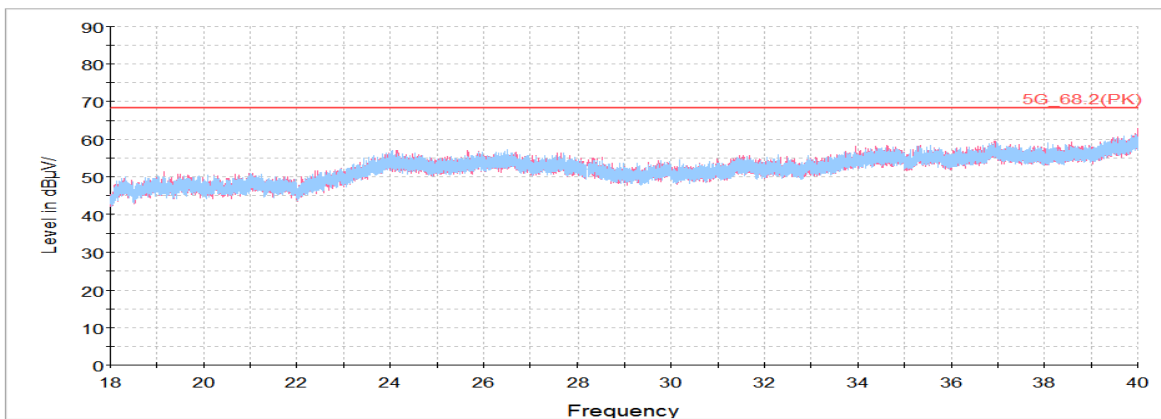
**Horizontal/Vertical for 1 GHz ~ 6.5 GHz**



**Horizontal/Vertical for 6.5 GHz ~ 18 GHz**



**Horizontal/Vertical for 18 GHz ~ 40 GHz**



**Spurious Emission for Simultaneous Tx Condition**

Case 1	Antenna 2 2.4 GHz WLAN	Antenna 1 5 GHz WLAN
Mode	ac20	n20
Channel	11	140
Frequency	2 462	5 700
Data Rate	MCS0	MCS0

Case 2	Antenna 1 2.4 GHz WLAN	Antenna 2 5 GHz WLAN
Mode	n20	n40
Channel	11	62
Frequency	2 462	5 310
Data Rate	MCS0	MCS0

Case 3	Antenna 1 2.4 GHz WLAN	Antenna ALL 5 GHz WLAN
Mode	n20	ac40
Channel	11	62
Frequency	2 462	5 310
Data Rate	MCS0	MCS0

Case 4	Antenna ALL 2.4 GHz WLAN	Antenna 2 5 GHz WLAN
Mode	g	n40
Channel	11	62
Frequency	2 462	5 310
Data Rate	6M	MCS0

Case 5	Antenna ALL 2.4 GHz WLAN	Antenna ALL 5 GHz WLAN
Mode	g	ac40
Channel	11	62
Frequency	2 462	5 310
Data Rate	6M	MCS0

Case 6	Antenna 1 Bluetooth	Antenna ALL 5 GHz WLAN
Mode	BDR	ac40
Channel	39	62
Frequency	2 441	5 310
Data Rate	DH1	MCS0

Case 7	Antenna 2 2.4 GHz WLAN	Antenna 1 5 GHz WLAN
Mode	ax20	ax40
Channel	11	62
Frequency	2462	5310
Data Rate	HE20	HE40
T.O	52T offset40	SU

Case 8	Antenna 1 2.4 GHz WLAN	Antenna 2 5 GHz WLAN
Mode	ax20	ax40
Channel	11	62
Frequency	2462	5310
Data Rate	HE20	HE40
T.O	SU	SU

Case 9	Antenna 1 2.4 GHz WLAN	Antenna ALL 5 GHz WLAN
Mode	ax20	ax40
Channel	11	62
Frequency	2462	5310
Data Rate	HE20	HE40
T.O	SU	SU

Case 10	Antenna ALL 2.4 GHz WLAN	Antenna 2 5 GHz WLAN
Mode	ax20	ax40
Channel	11	62
Frequency	2462	5310
Data Rate	HE20	HE40
T.O	52T offset40	SU

Case 11	Antenna ALL 2.4 GHz WLAN	Antenna ALL 5 GHz WLAN
Mode	ax20	ax40
Channel	11	62
Frequency	2462	5310
Data Rate	HE20	HE40
T.O	52T offset40	SU

Case 12	Antenna 1 Bluetooth	Antenna ALL 5 GHz WLAN
Mode	BDR	ax40
Channel	39	62
Frequency	2441	5310
Data Rate	DH1	HE40
T.O	-	SU

**Notes.**

The lowest margin condition among the channels and modes were selected for test.

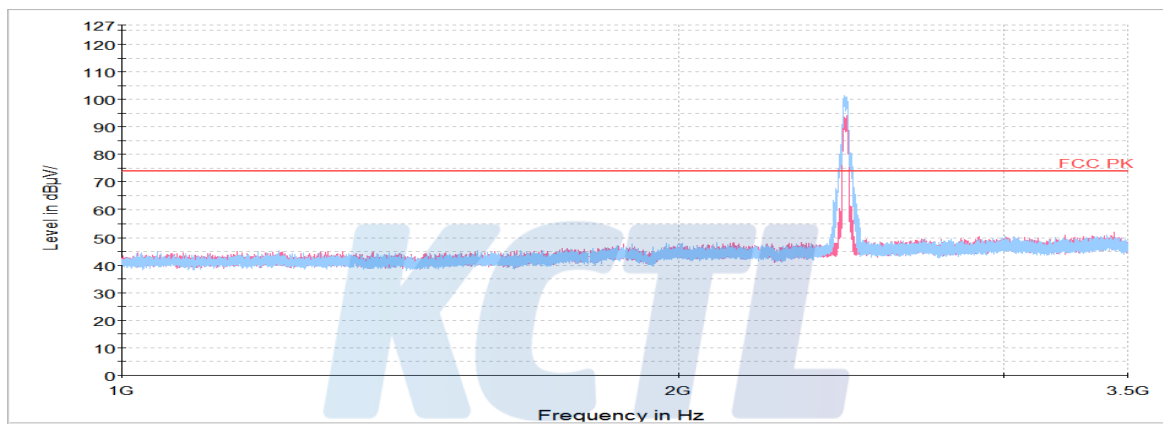
**Case 1**

Frequency	Pol.	Reading	Ant. Factor	Amp.+Cable	DCF	Result	Limit	Margin
(MHz)	(V/H)	(dB(μV))	(dB)	(dB)	(dB)	(dB(μV/m))	(dB(μV/m))	(dB)
<b>Peak data</b>								
4 926.44 <sup>1)</sup>	H	63.36	33.97	-55.26	-	42.07	74.00	31.93
7 386.94 <sup>1)</sup>	H	62.24	35.40	-52.19	-	45.45	74.00	28.55
11 390.73 <sup>1)</sup>	V	59.44	37.93	-50.15	-	47.22	74.00	26.78
17 174.52	V	55.33	41.23	-47.63	-	48.93	68.20	19.27

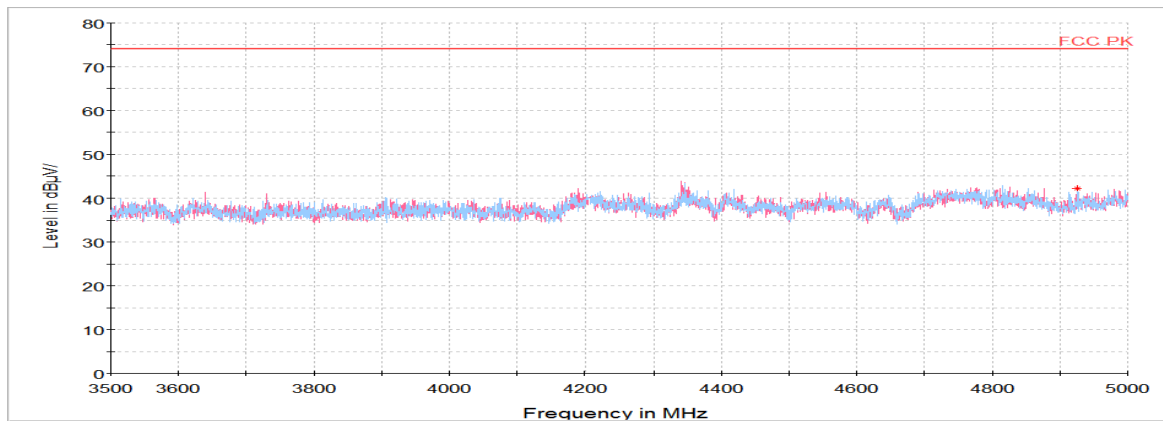
**Average Data**

No spurious emissions were detected within 20 dB of the limit.

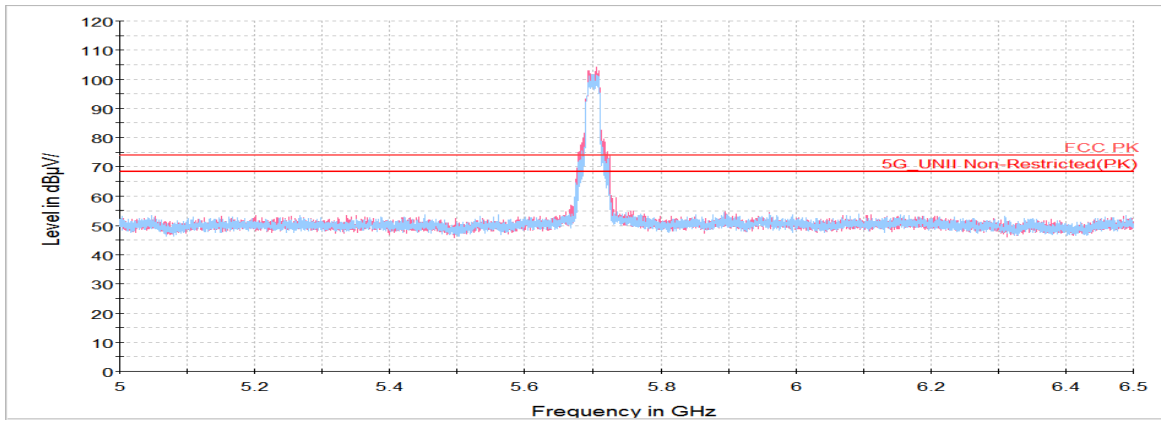
**Horizontal/Vertical for 1 GHz ~ 3.5 GHz**



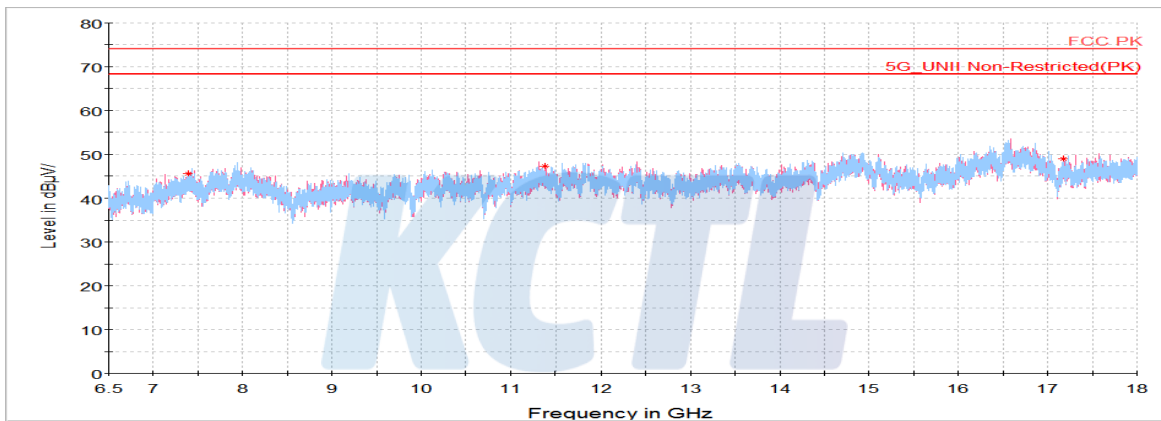
**Horizontal/Vertical for 3.5 GHz ~ 5 GHz**



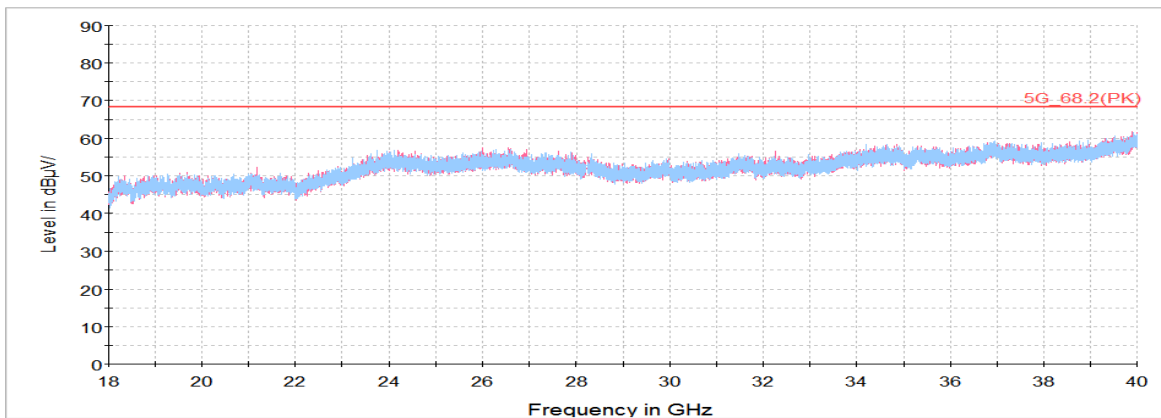
**Horizontal/Vertical for 5 GHz ~ 6.5 GHz**



**Horizontal/Vertical for 6.5 GHz ~ 18 GHz**



**Horizontal/Vertical for 18 GHz ~ 40 GHz**



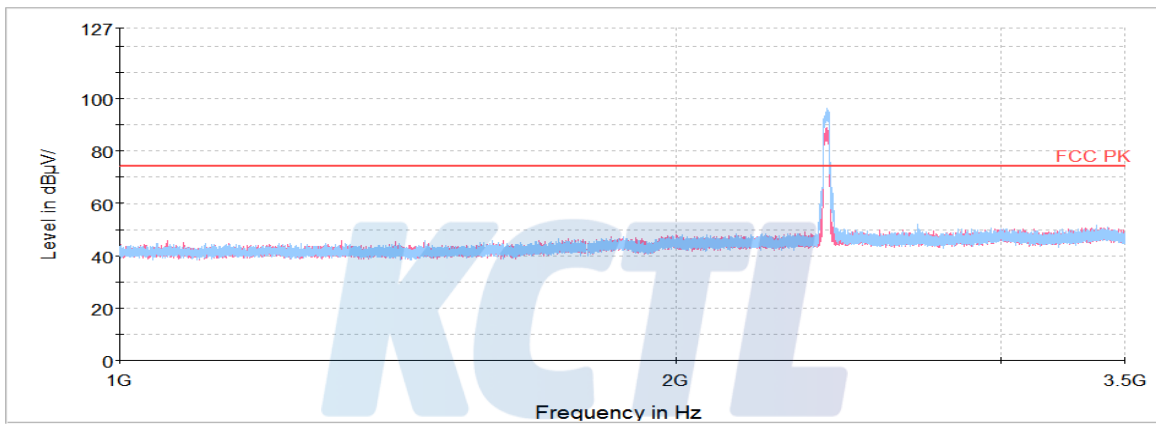
**Case 2**

Frequency	Pol.	Reading	Ant. Factor	Amp.+Cable	DCF	Result	Limit	Margin
(MHz)	(V/H)	(dB(μV))	(dB)	(dB)	(dB)	(dB(μV/m))	(dB(μV/m))	(dB)
<b>Peak data</b>								
4 937.31 <sup>1)</sup>	H	64.02	33.97	-55.07	-	42.92	74.00	31.08
7 389.81 <sup>1)</sup>	H	62.04	35.40	-52.18	-	45.26	74.00	28.74
10 622.39 <sup>1)</sup>	H	59.86	37.47	-51.72	-	45.61	74.00	28.39
15 983.55 <sup>1)</sup>	V	55.89	40.10	-48.30	-	47.69	74.00	26.31

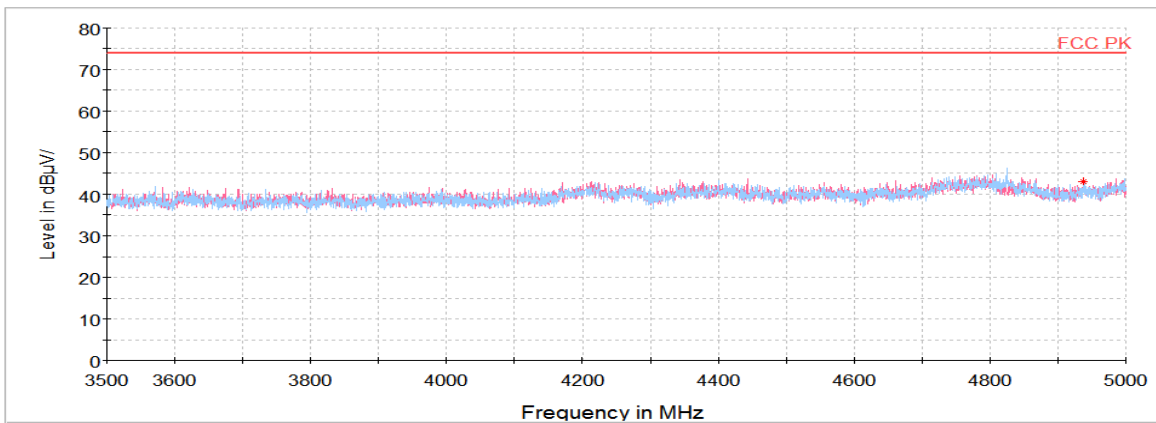
**Average Data**

No spurious emissions were detected within 20 dB of the limit.

**Horizontal/Vertical for 1 GHz ~ 3.5 GHz**

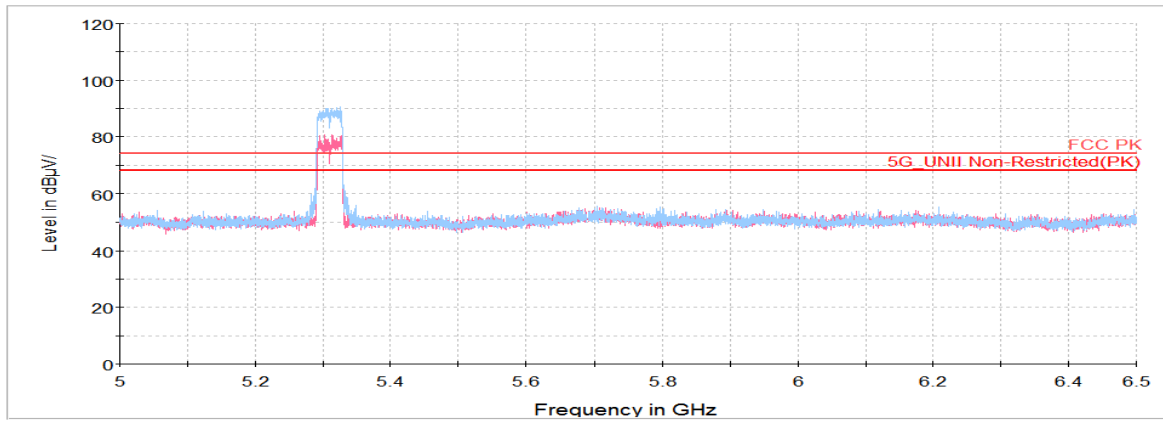


**Horizontal/Vertical for 3.5 GHz ~ 5 GHz**

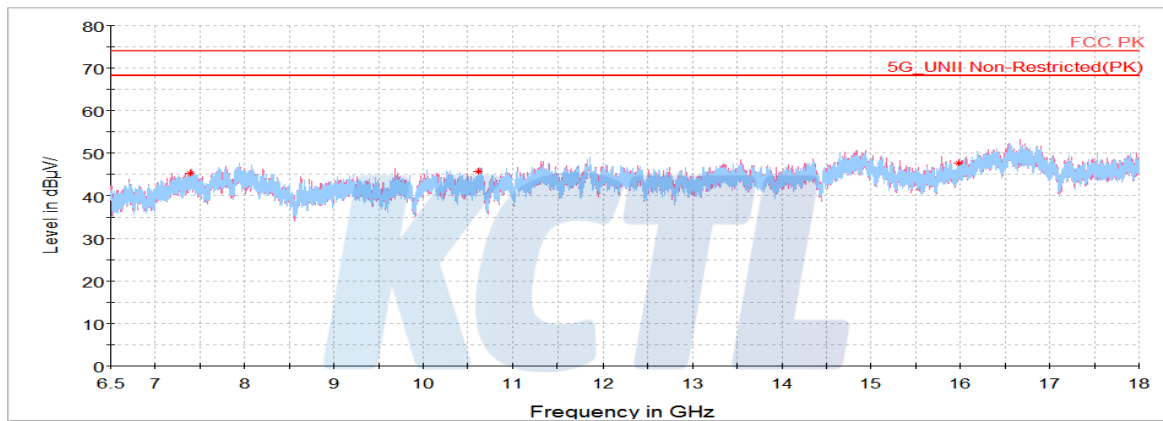




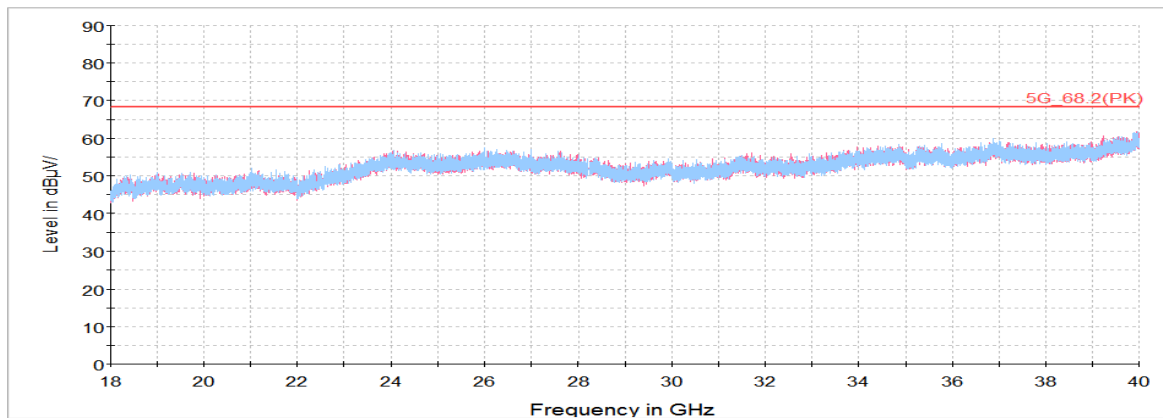
**Horizontal/Vertical for 5 GHz ~ 6.5 GHz**



**Horizontal/Vertical for 6.5 GHz ~ 18 GHz**



**Horizontal/Vertical for 18 GHz ~ 40 GHz**



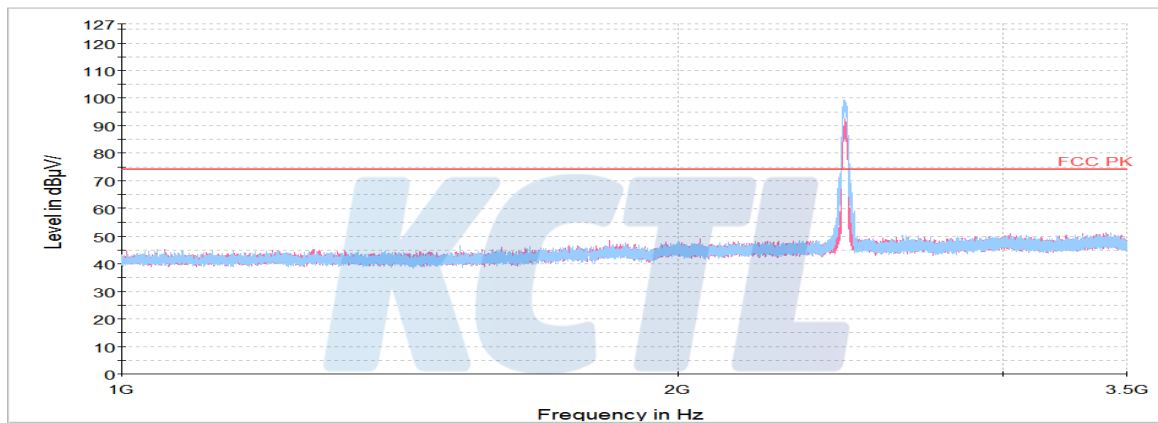
**Case 3**

Frequency	Pol.	Reading	Ant. Factor	Amp.+Cable	DCF	Result	Limit	Margin
(MHz)	(V/H)	(dB(μV))	(dB)	(dB)	(dB)	(dB(μV/m))	(dB(μV/m))	(dB)
<b>Peak data</b>								
4 929.61 <sup>1)</sup>	H	66.82	33.97	-55.21	-	45.58	74.00	28.42
5 699.75	H	69.32	35.04	-44.16	-	60.20	68.20	8.00
7 370.41 <sup>1)</sup>	V	62.32	35.40	-52.25	-	45.47	74.00	28.53
10 632.09 <sup>1)</sup>	H	59.74	37.48	-51.73	-	45.49	74.00	28.51
15 903.05 <sup>1)</sup>	V	56.09	40.08	-48.51	-	47.66	74.00	26.34

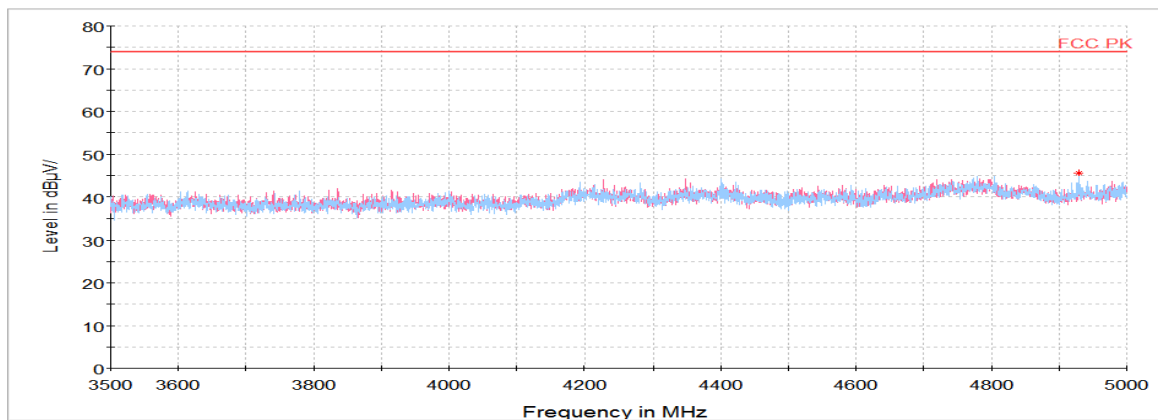
**Average Data**

No spurious emissions were detected within 20 dB of the limit.

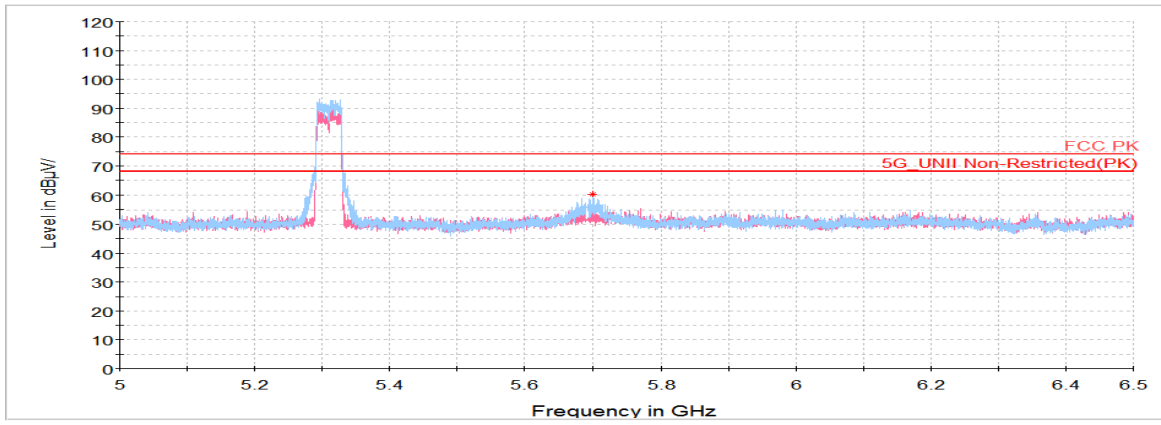
**Horizontal/Vertical for 1 GHz ~ 3.5 GHz**



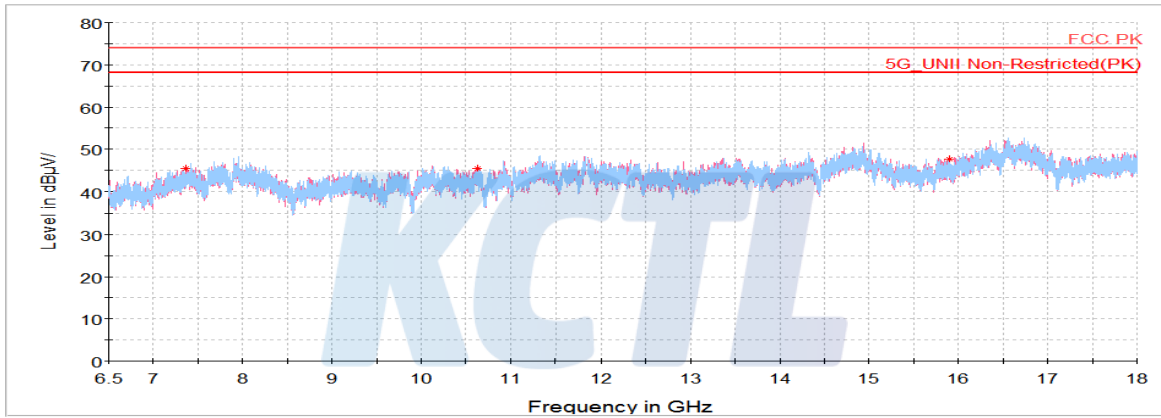
**Horizontal/Vertical for 3.5 GHz ~ 5 GHz**



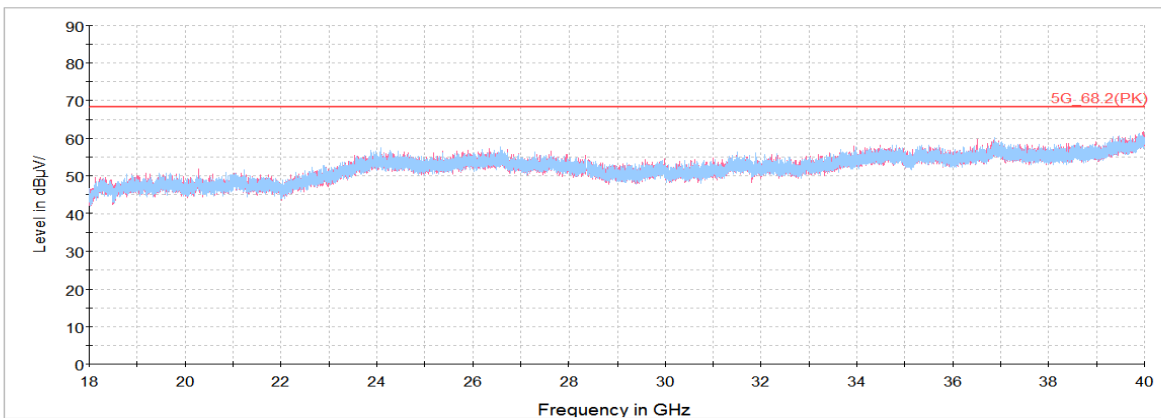
**Horizontal/Vertical for 5 GHz ~ 6.5 GHz**



**Horizontal/Vertical for 6.5 GHz ~ 18 GHz**



**Horizontal/Vertical for 18 GHz ~ 40 GHz**



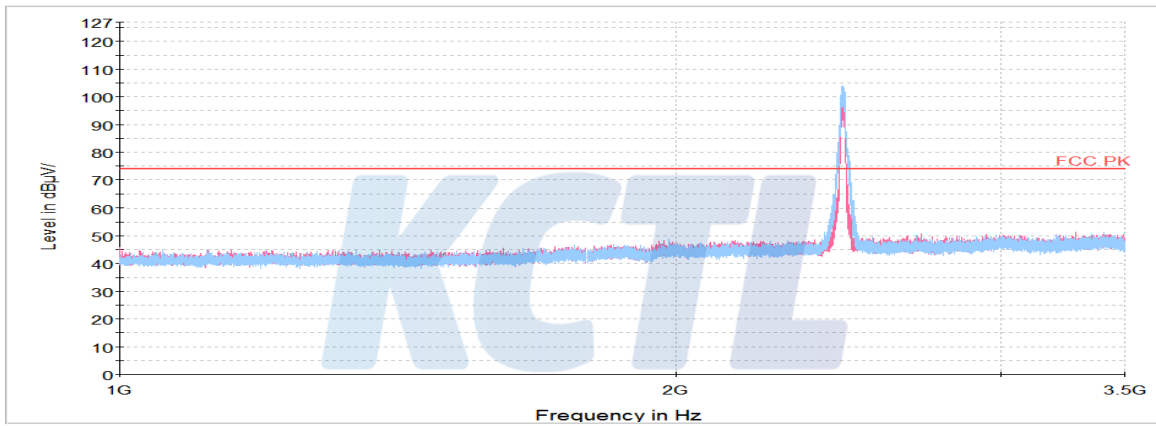
**Case 4**

Frequency	Pol.	Reading	Ant. Factor	Amp.+Cable	DCF	Result	Limit	Margin
(MHz)	(V/H)	(dB(μV))	(dB)	(dB)	(dB)	(dB(μV/m))	(dB(μV/m))	(dB)
<b>Peak data</b>								
4 930.52 <sup>1)</sup>	H	66.95	33.97	-55.19	-	45.73	74.00	28.27
5 668.13	H	68.14	35.00	-44.71	-	58.43	68.20	9.77
7 388.38 <sup>1)</sup>	V	62.93	35.40	-52.18	-	46.15	74.00	27.85
10 651.50 <sup>1)</sup>	H	60.35	37.49	-51.74	-	46.10	74.00	27.90
15 923.53 <sup>1)</sup>	H	56.42	40.08	-48.45	-	48.05	74.00	25.95

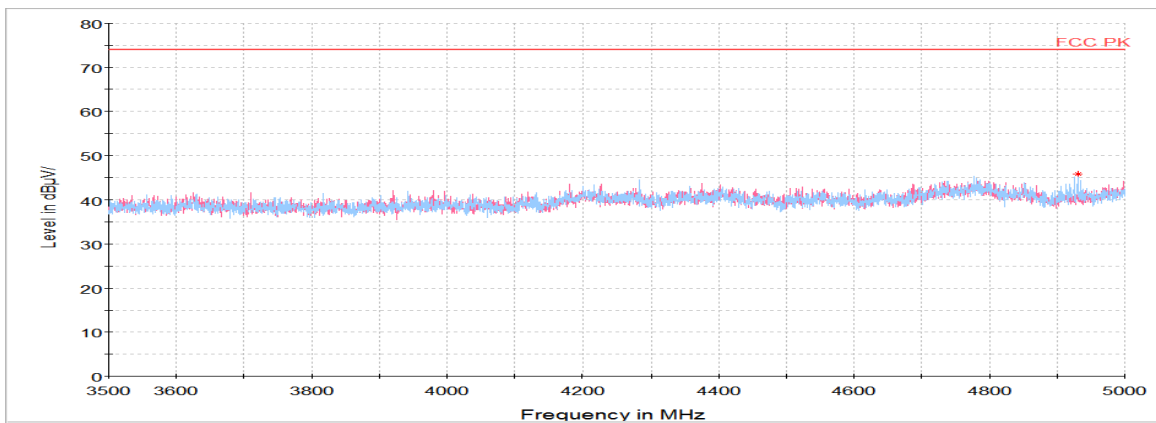
**Average Data**

No spurious emissions were detected within 20 dB of the limit.

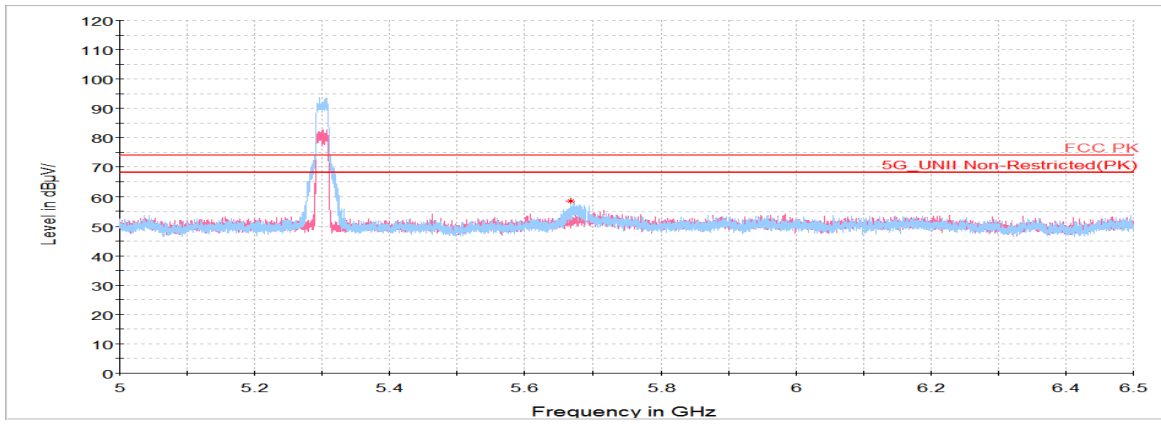
**Horizontal/Vertical for 1 GHz ~ 3.5 GHz**



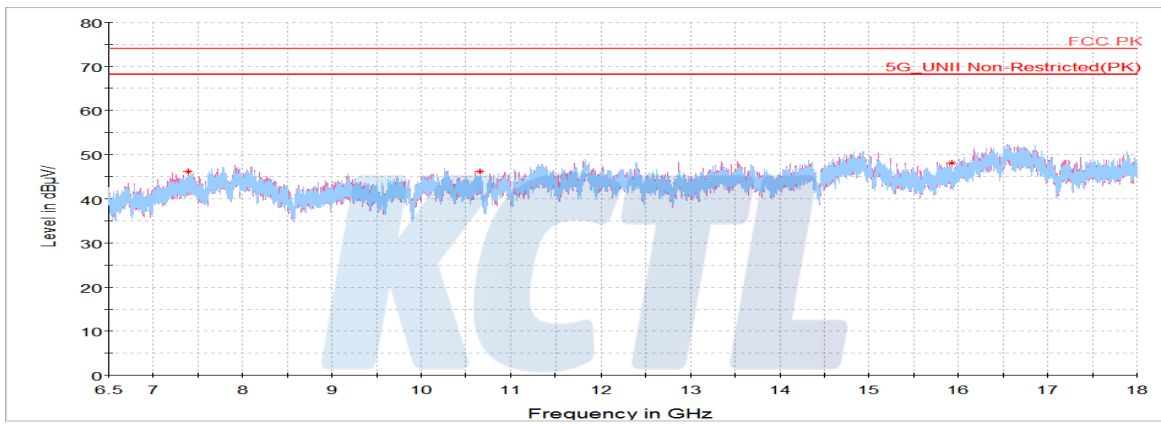
**Horizontal/Vertical for 3.5 GHz ~ 5 GHz**



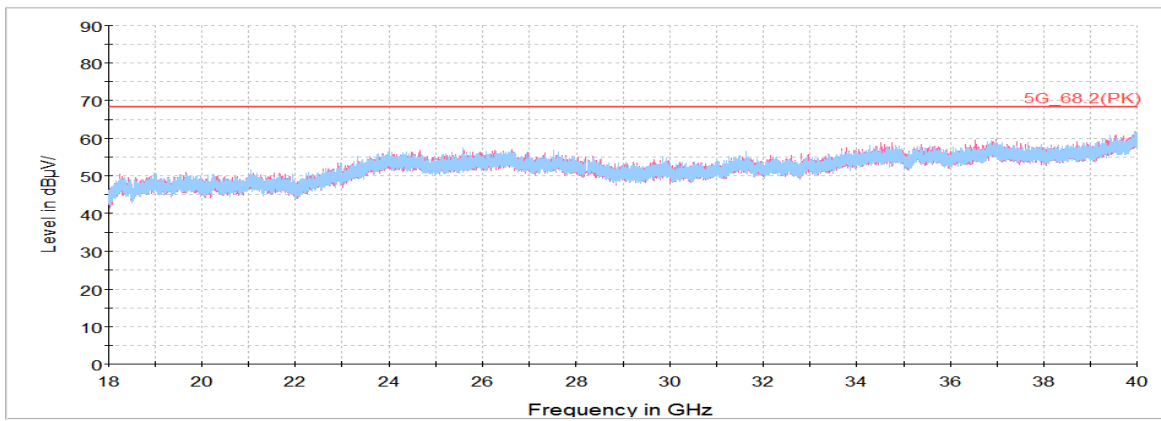
**Horizontal/Vertical for 5 GHz ~ 6.5 GHz**



**Horizontal/Vertical for 6.5 GHz ~ 18 GHz**



**Horizontal/Vertical for 18 GHz ~ 40 GHz**



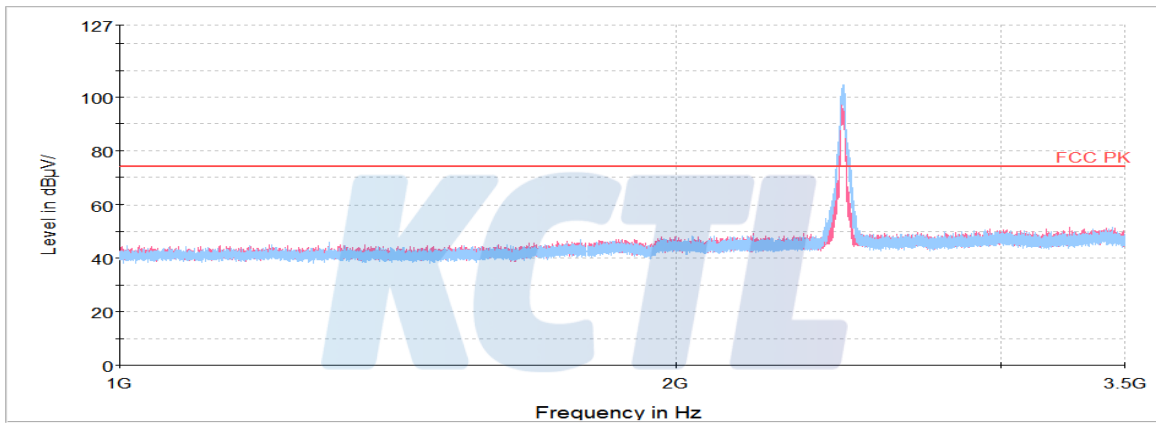
**Case 5**

Frequency	Pol.	Reading	Ant. Factor	Amp.+Cable	DCF	Result	Limit	Margin
(MHz)	(V/H)	(dB(μV))	(dB)	(dB)	(dB)	(dB(μV/m))	(dB(μV/m))	(dB)
<b>Peak data</b>								
4 928.70 <sup>1)</sup>	H	67.77	33.97	-55.22	-	46.52	74.00	27.48
5 708.52	H	67.87	35.05	-44.31	-	58.61	68.20	9.59
7 371.48 <sup>1)</sup>	H	61.85	35.40	-52.25	-	45.00	74.00	29.00
10 625.27 <sup>1)</sup>	V	59.13	37.48	-51.72	-	44.89	74.00	29.11
15 931.80 <sup>1)</sup>	H	55.70	40.09	-48.43	-	47.36	74.00	26.64

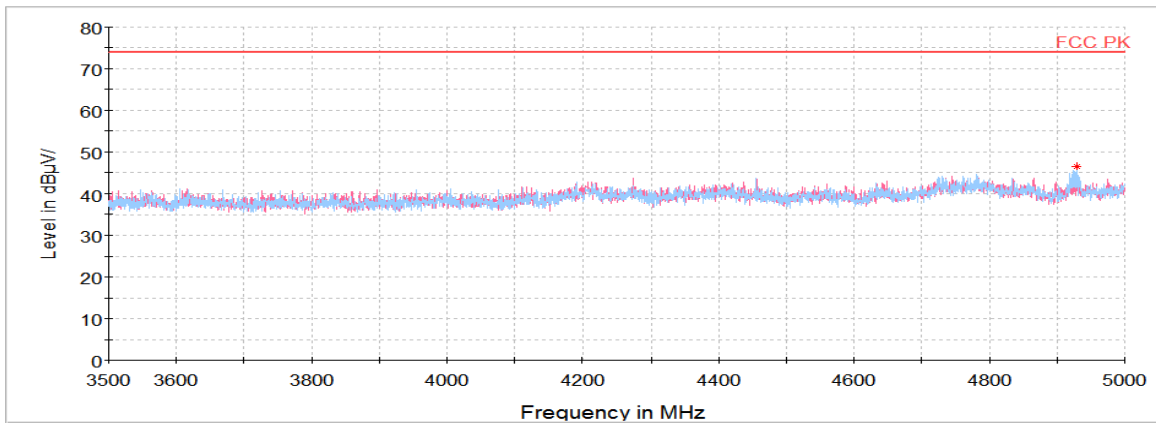
**Average Data**

No spurious emissions were detected within 20 dB of the limit.

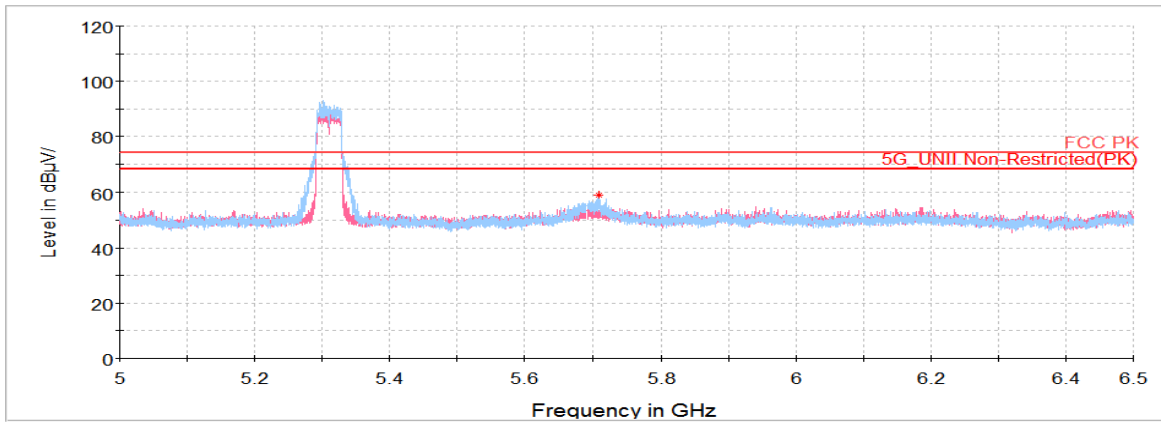
**Horizontal/Vertical for 1 GHz ~ 3.5 GHz**



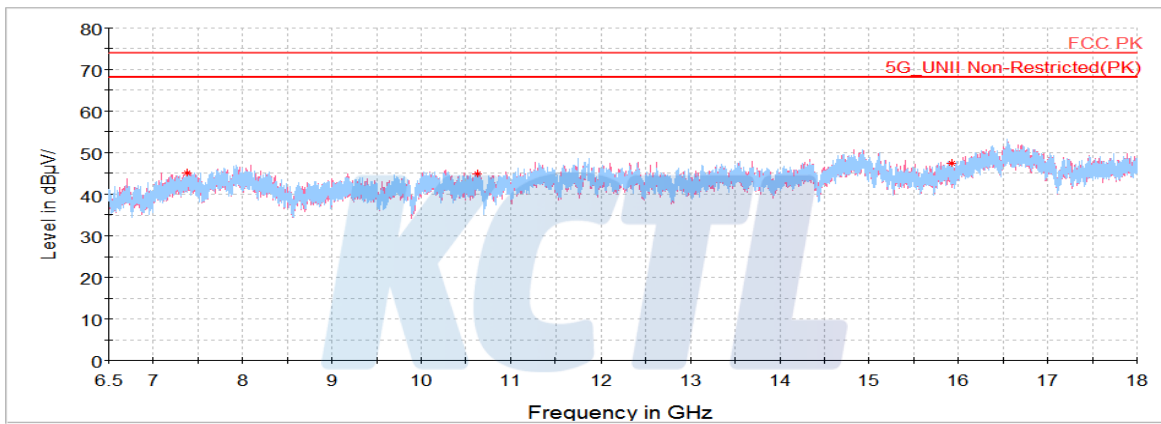
**Horizontal/Vertical for 3.5 GHz ~ 5 GHz**



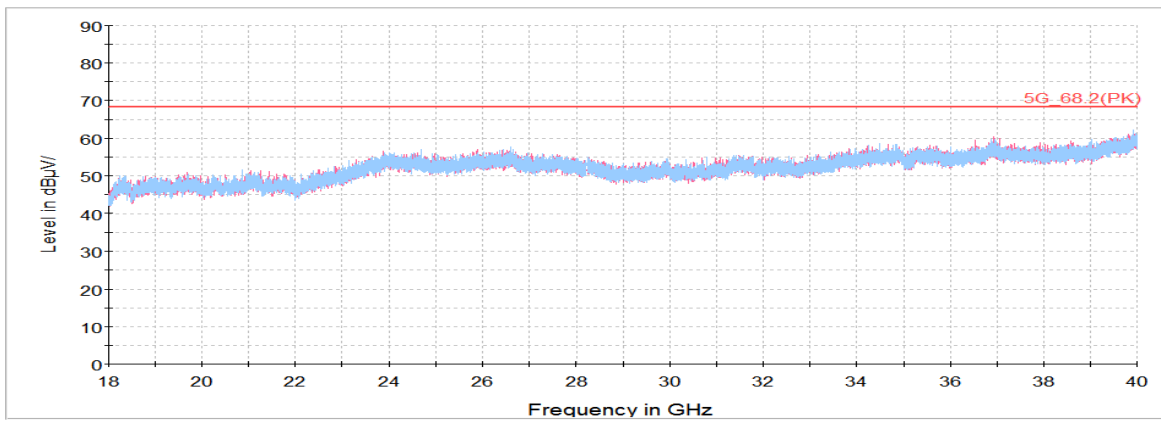
**Horizontal/Vertical for 5 GHz ~ 6.5 GHz**



**Horizontal/Vertical for 6.5 GHz ~ 18 GHz**



**Horizontal/Vertical for 18 GHz ~ 40 GHz**



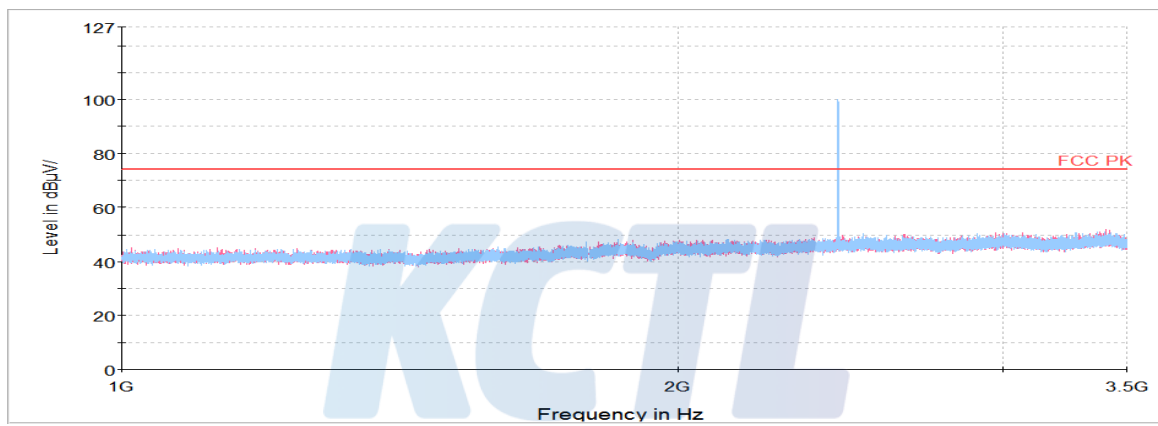
**Case 6**

Frequency	Pol.	Reading	Ant. Factor	Amp.+Cable	DCF	Result	Limit	Margin
(MHz)	(V/H)	(dB(μV))	(dB)	(dB)	(dB)	(dB(μV/m))	(dB(μV/m))	(dB)
<b>Peak data</b>								
4 889.28 <sup>1)</sup>	V	64.05	33.96	-55.43	-	42.58	74.00	31.42
5 731.38	H	67.73	35.08	-44.71	-	58.10	68.20	10.10
10 624.91 <sup>1)</sup>	V	63.53	37.47	-51.72	-	49.28	74.00	24.72
15 912.03 <sup>1)</sup>	H	55.22	40.08	-48.48	-	46.82	74.00	27.18

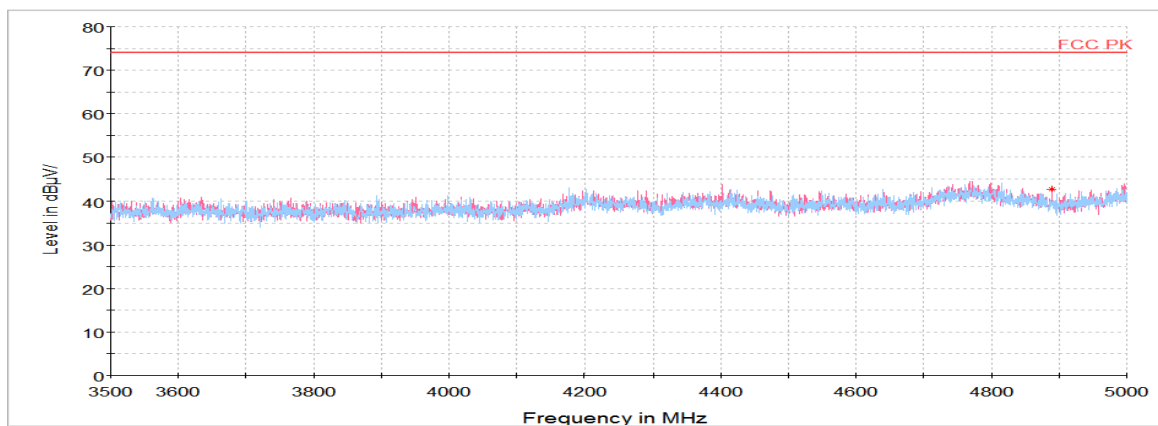
**Average Data**

No spurious emissions were detected within 20 dB of the limit.

**Horizontal/Vertical for 1 GHz ~ 3.5 GHz**

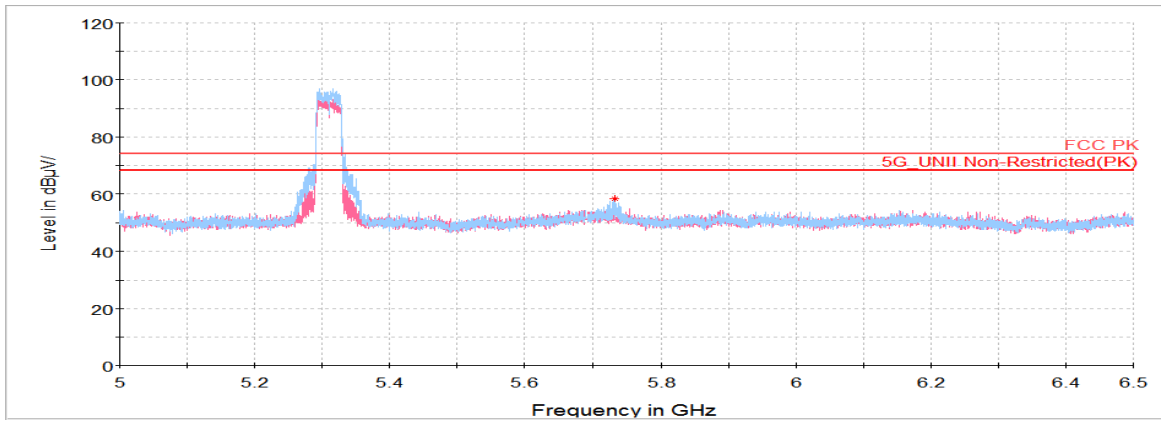


**Horizontal/Vertical for 3.5 GHz ~ 5 GHz**

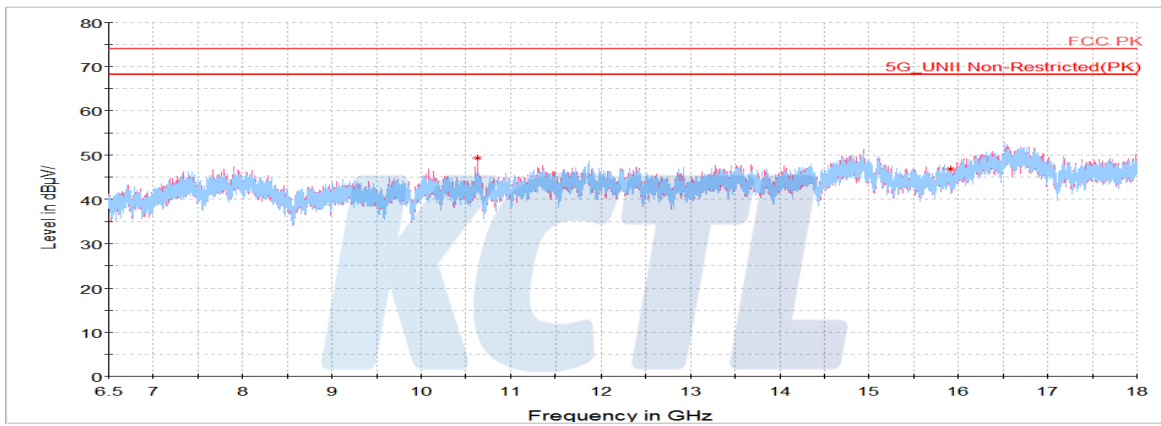




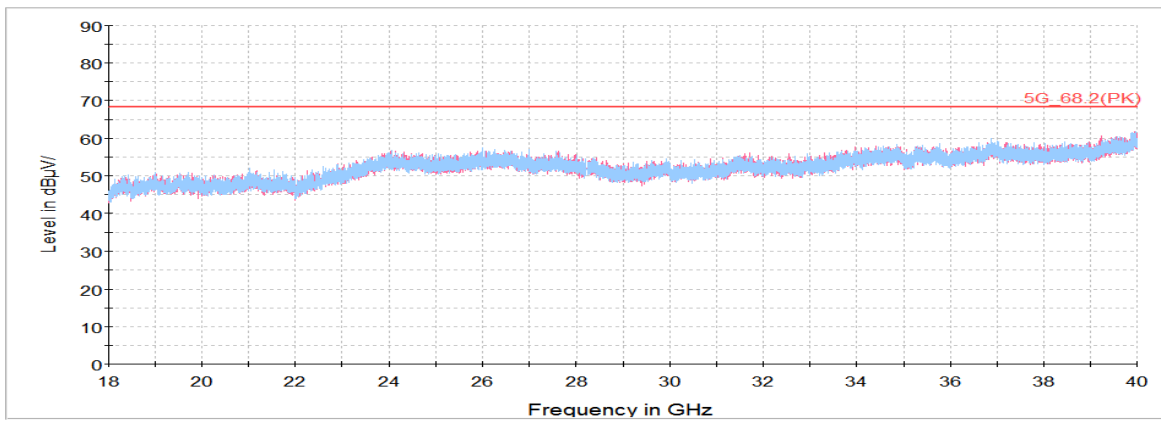
**Horizontal/Vertical for 5 GHz ~ 6.5 GHz**



**Horizontal/Vertical for 6.5 GHz ~ 18 GHz**

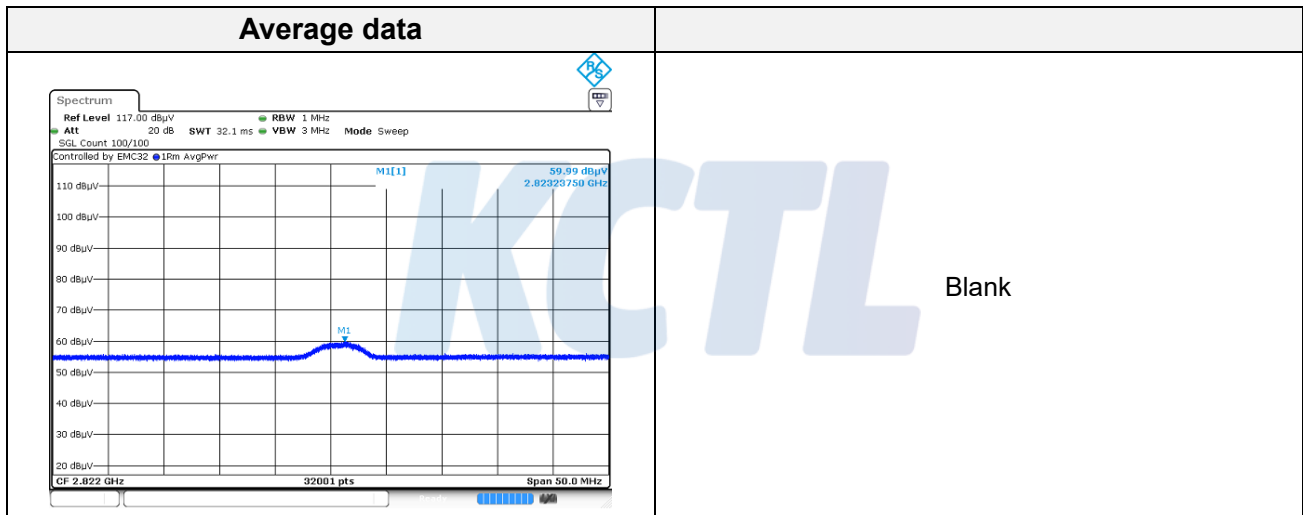


**Horizontal/Vertical for 18 GHz ~ 40 GHz**

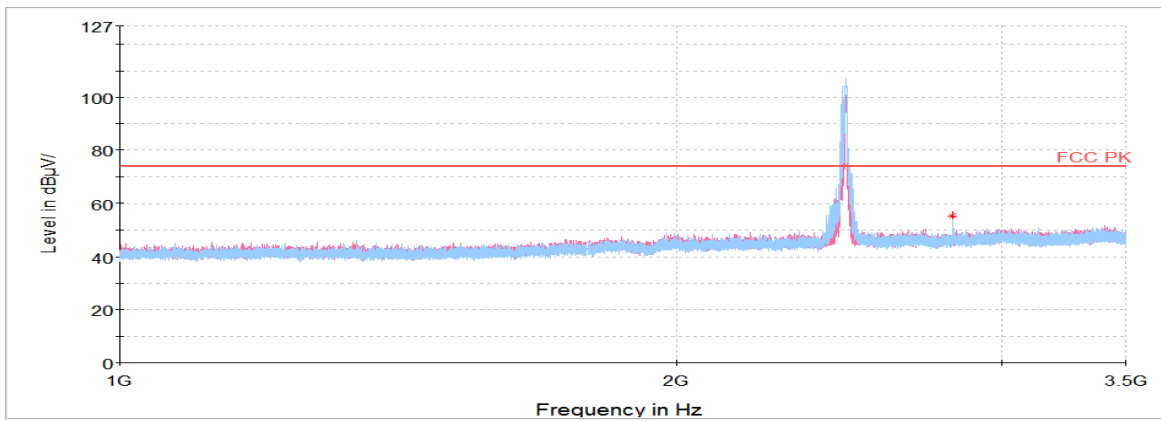


**Case 7**

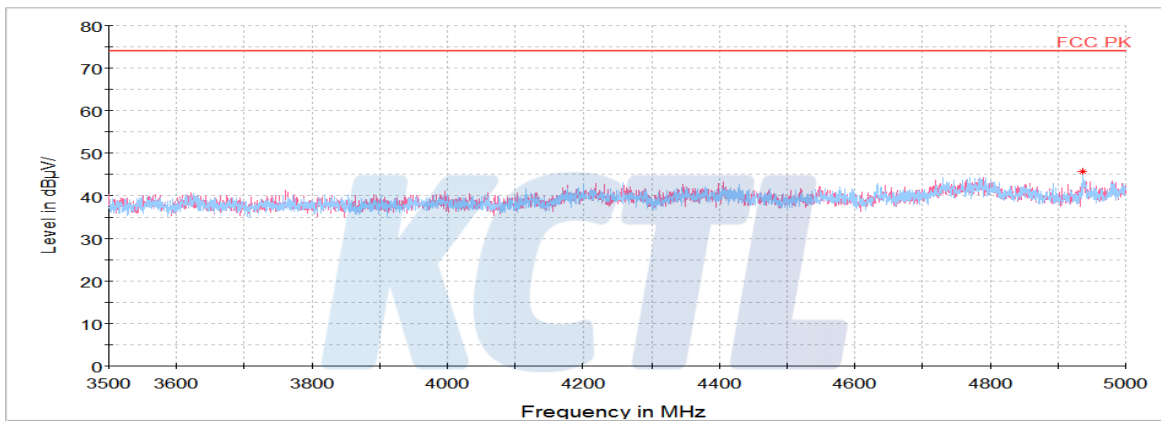
Frequency	Pol.	Reading	Ant. Factor	Amp.+Cable	DCF	Result	Limit	Margin
(MHz)	(V/H)	(dB(μV))	(dB)	(dB)	(dB)	(dB(μV/m))	(dB(μV/m))	(dB)
<b>Peak data</b>								
2 823.24 <sup>1)</sup>	H	71.80	32.36	-48.61	-	55.55	74.00	18.45
4 936.86 <sup>1)</sup>	H	66.76	33.97	-55.08	-	45.65	74.00	28.35
5 689.09	H	71.18	35.03	-44.34	-	61.87	68.20	6.33
7 390.17 <sup>1)</sup>	H	62.17	35.40	-52.18	-	45.39	74.00	28.61
10 583.58	V	61.21	37.45	-51.70	-	46.96	68.20	21.24
15 986.06 <sup>1)</sup>	H	56.16	40.10	-48.29	-	47.97	74.00	26.03
<b>Average Data</b>								
2 823.24 <sup>1)</sup>	H	59.99	32.36	-48.61	0.20	43.94	54.00	10.06



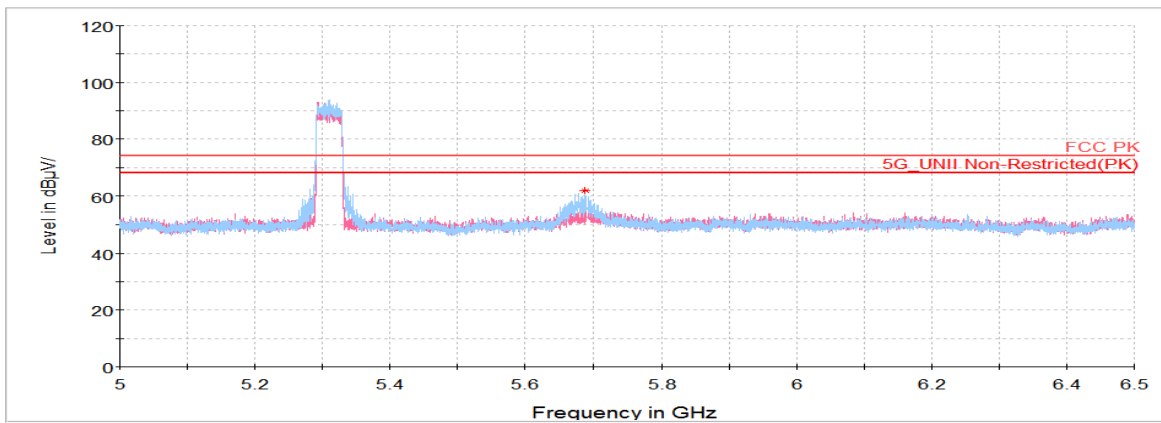
**Horizontal/Vertical for 1 GHz ~ 3.5 GHz**



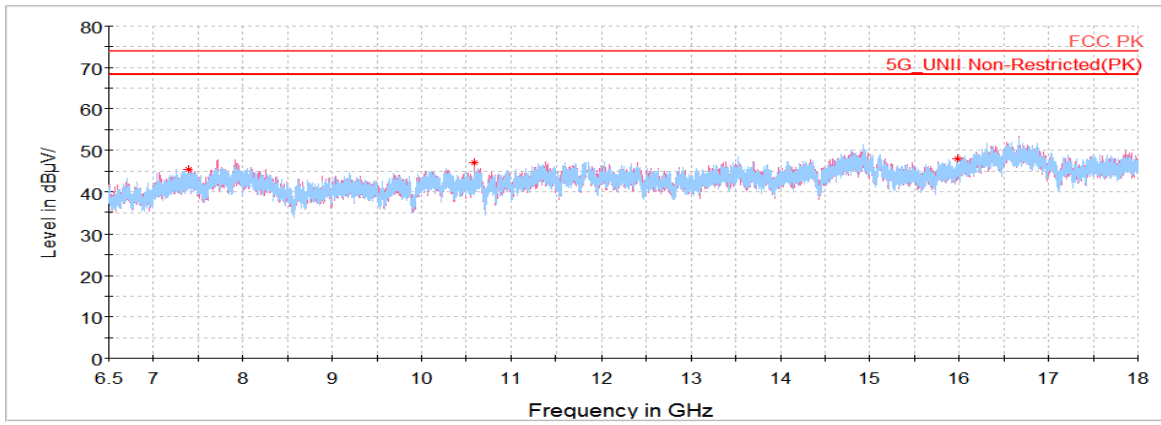
**Horizontal/Vertical for 3.5 GHz ~ 5 GHz**



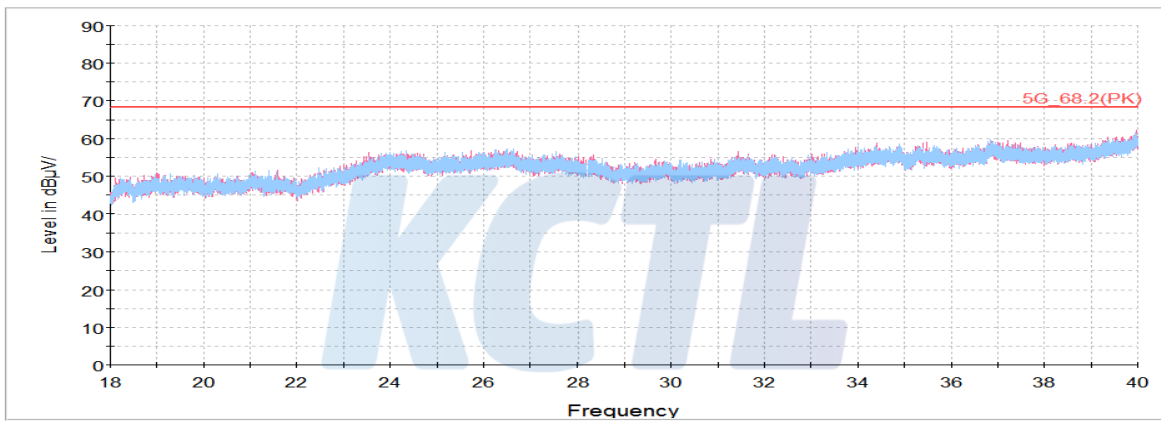
**Horizontal/Vertical for 5 GHz ~ 6.5 GHz**



**Horizontal/Vertical for 6.5 GHz ~ 18 GHz**



**Horizontal/Vertical for 18 GHz ~ 40 GHz**



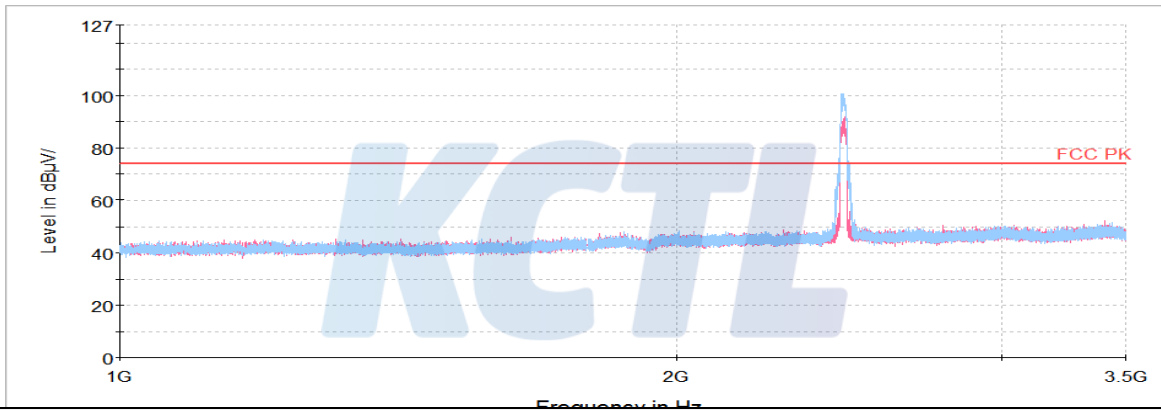
**Case 8**

Frequency	Pol.	Reading	Ant. Factor	Amp.+Cable	DCF	Result	Limit	Margin
(MHz)	(V/H)	(dB(μV))	(dB)	(dB)	(dB)	(dB(μV/m))	(dB(μV/m))	(dB)
<b>Peak data</b>								
4 929.16 <sup>1)</sup>	H	64.89	33.97	-55.21	-	43.65	74.00	30.35
5 696.31	H	68.89	35.04	-44.22	-	59.71	68.20	8.49
7 379.03 <sup>1)</sup>	H	62.97	35.40	-52.22	-	46.15	74.00	27.85
10 638.20 <sup>1)</sup>	V	59.82	37.48	-51.73	-	45.57	74.00	28.43
15 939.70 <sup>1)</sup>	V	55.89	40.09	-48.41	-	47.57	74.00	26.43

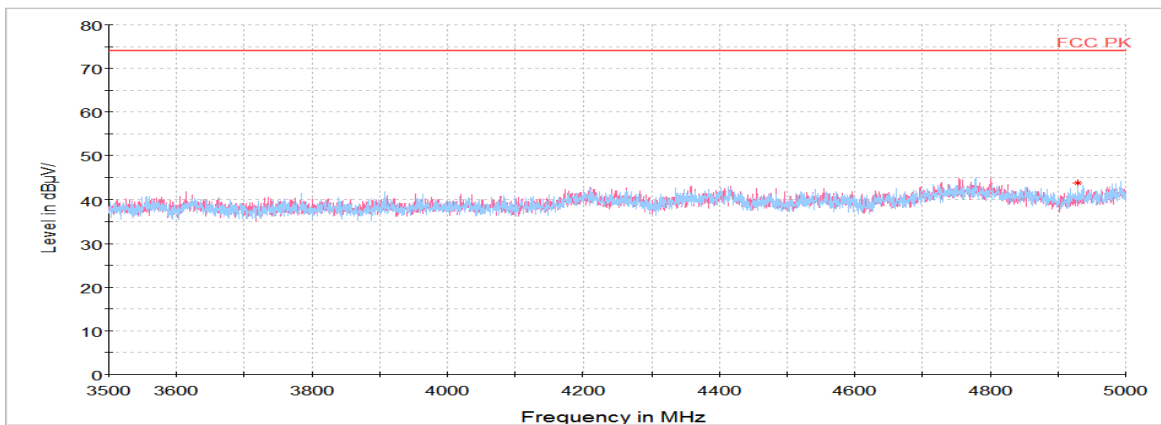
**Average Data**

No spurious emissions were detected within 20 dB of the limit.

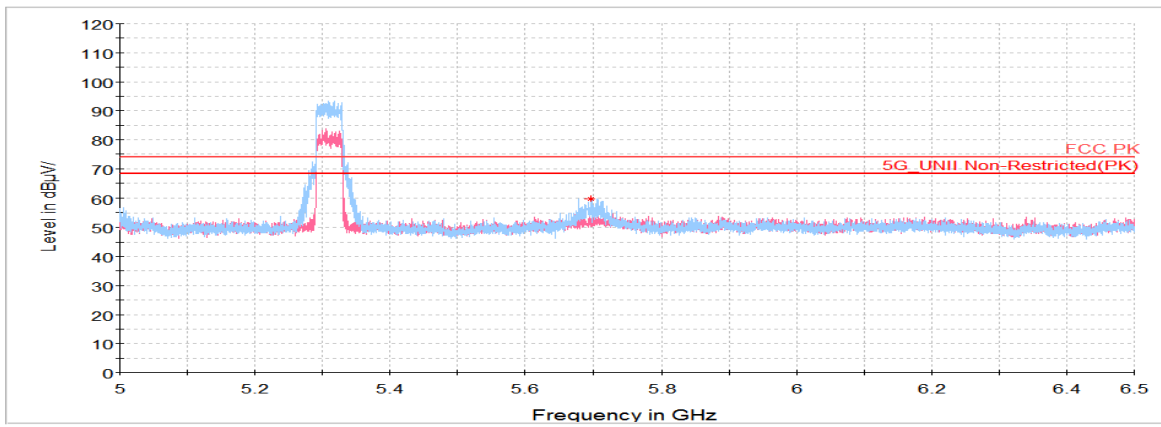
**Horizontal/Vertical for 1 GHz ~ 3.5 GHz**



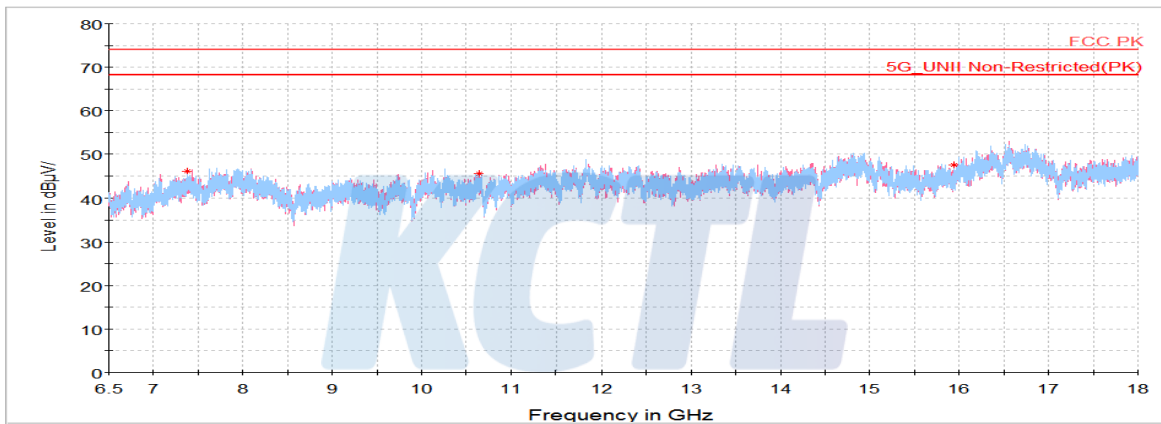
**Horizontal/Vertical for 3.5 GHz ~ 5 GHz**



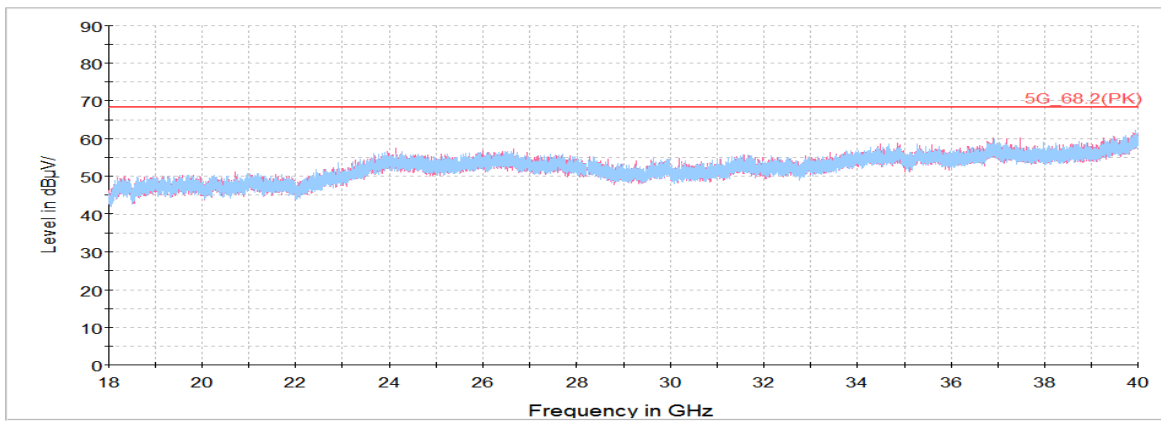
**Horizontal/Vertical for 5 GHz ~ 6.5 GHz**



**Horizontal/Vertical for 6.5 GHz ~ 18 GHz**



**Horizontal/Vertical for 18 GHz ~ 40 GHz**



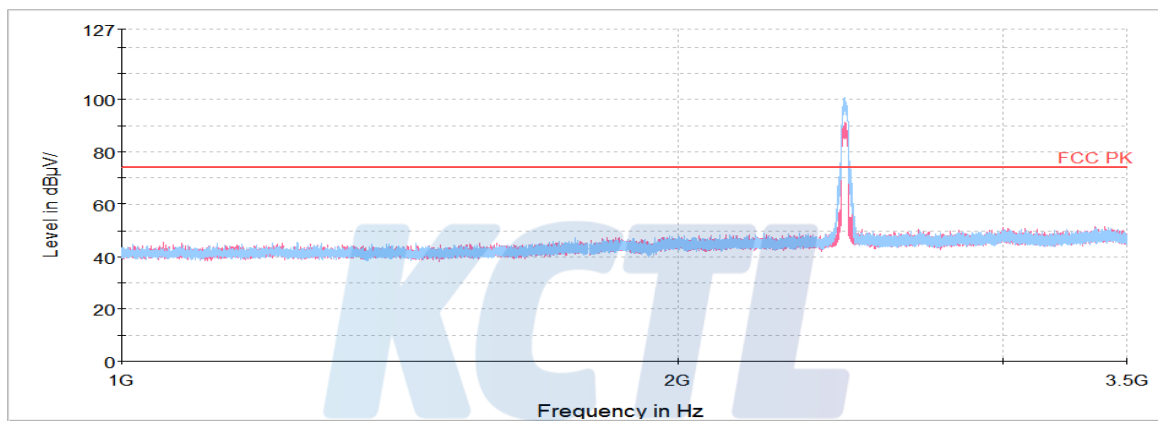
**Case 9**

Frequency	Pol.	Reading	Ant. Factor	Amp.+Cable	DCF	Result	Limit	Margin
(MHz)	(V/H)	(dB(μV))	(dB)	(dB)	(dB)	(dB(μV/m))	(dB(μV/m))	(dB)
<b>Peak data</b>								
4 929.16 <sup>1)</sup>	H	68.45	33.97	-55.21	-	47.21	74.00	26.79
5 692.02	H	71.11	35.03	-44.29	-	61.85	68.20	6.35
10 631.38 <sup>1)</sup>	V	59.38	37.48	-51.73	-	45.13	74.00	28.87
15 969.89 <sup>1)</sup>	H	55.31	40.09	-48.33	-	47.07	74.00	26.93

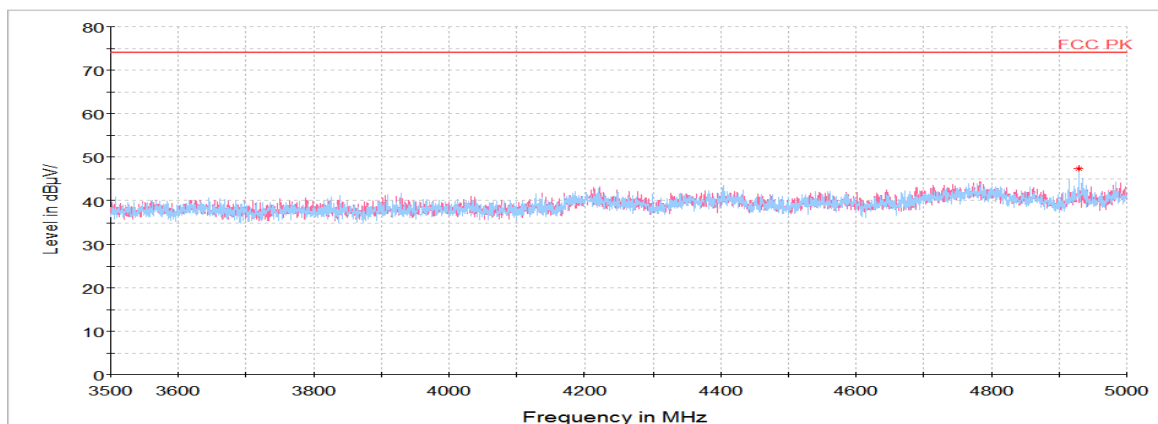
**Average Data**

No spurious emissions were detected within 20 dB of the limit.

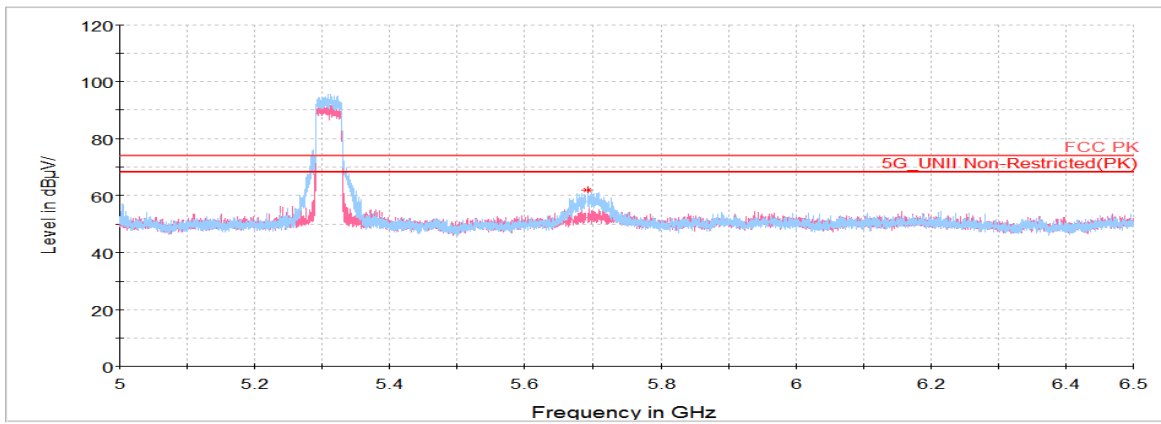
**Horizontal/Vertical for 1 GHz ~ 3.5 GHz**



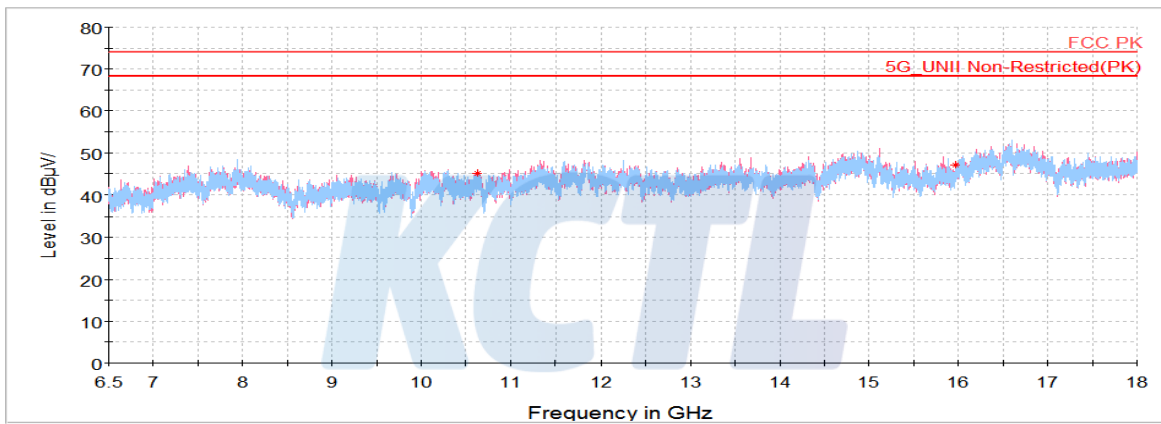
**Horizontal/Vertical for 3.5 GHz ~ 5 GHz**



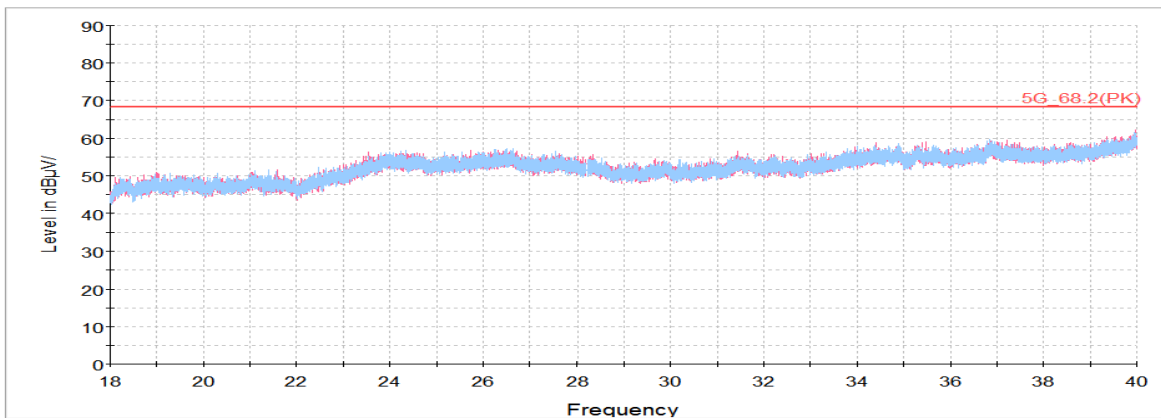
**Horizontal/Vertical for 5 GHz ~ 6.5 GHz**



**Horizontal/Vertical for 6.5 GHz ~ 18 GHz**



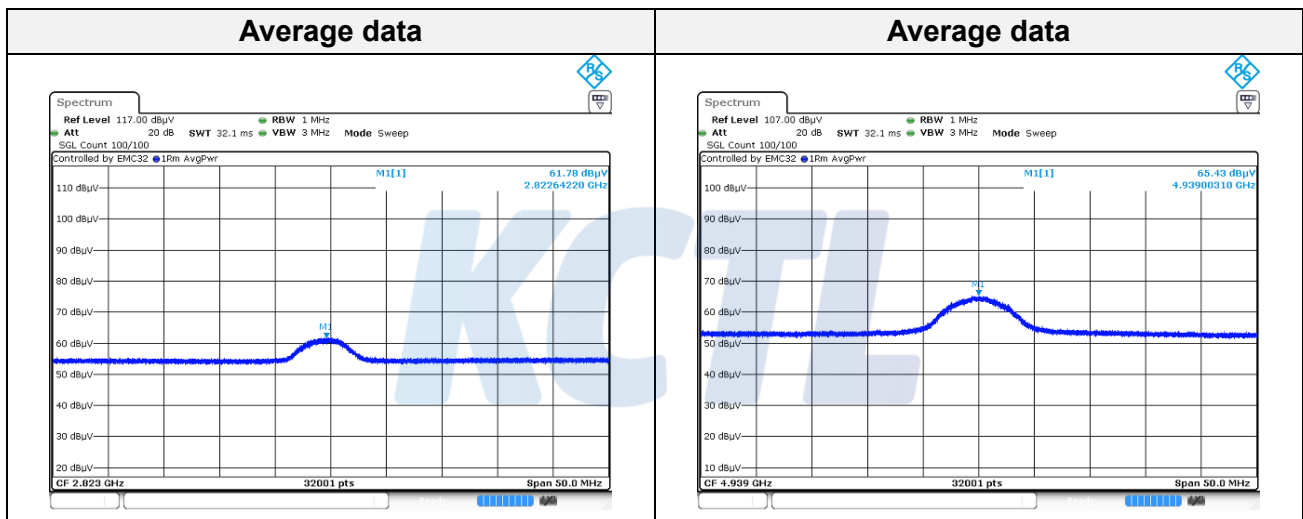
**Horizontal/Vertical for 18 GHz ~ 40 GHz**



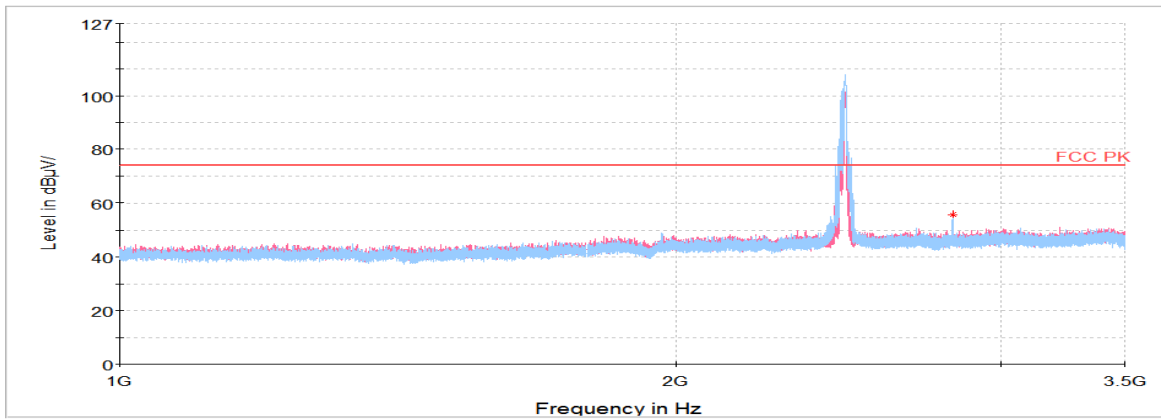


**Case 10**

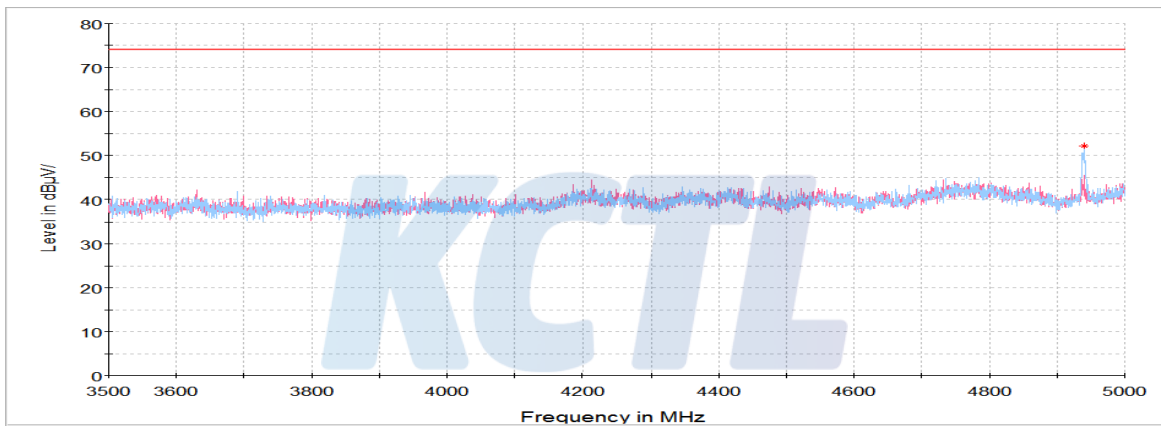
Frequency	Pol.	Reading	Ant. Factor	Amp.+Cable	DCF	Result	Limit	Margin
(MHz)	(V/H)	(dB(μV))	(dB)	(dB)	(dB)	(dB(μV/m))	(dB(μV/m))	(dB)
<b>Peak data</b>								
2 822.64 <sup>1)</sup>	H	72.16	32.36	-48.61	-	55.91	74.00	18.09
4 939.00 <sup>1)</sup>	H	73.20	33.98	-55.04	-	52.14	74.00	21.86
10 609.45 <sup>1)</sup>	V	60.23	37.47	-51.72	-	45.98	74.00	28.02
15 939.70 <sup>1)</sup>	V	55.15	40.09	-48.41	-	46.83	74.00	27.17
<b>Average Data</b>								
2 822.64 <sup>1)</sup>	H	61.78	32.36	-48.61	0.21	45.74	54.00	8.26
4 939.00 <sup>1)</sup>	H	65.43	33.98	-55.04	0.21	44.58	54.00	9.42



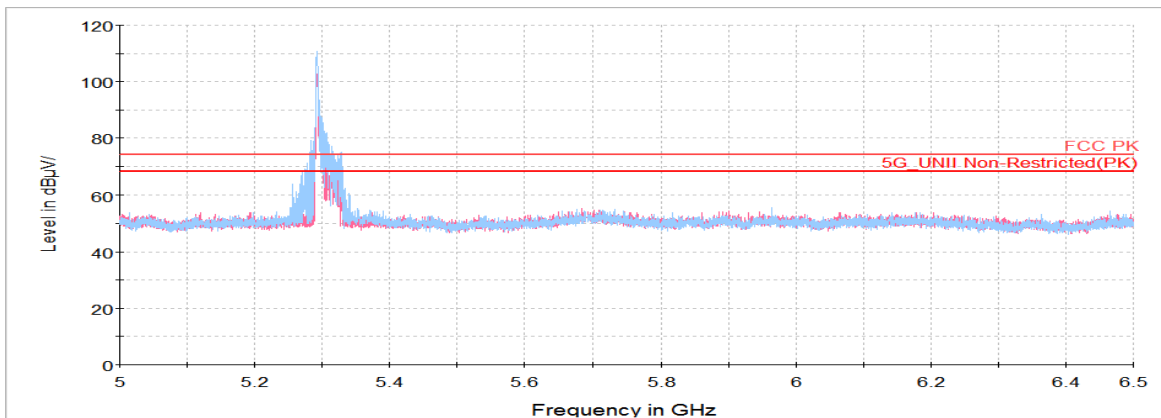
**Horizontal/Vertical for 1 GHz ~ 3.5 GHz**



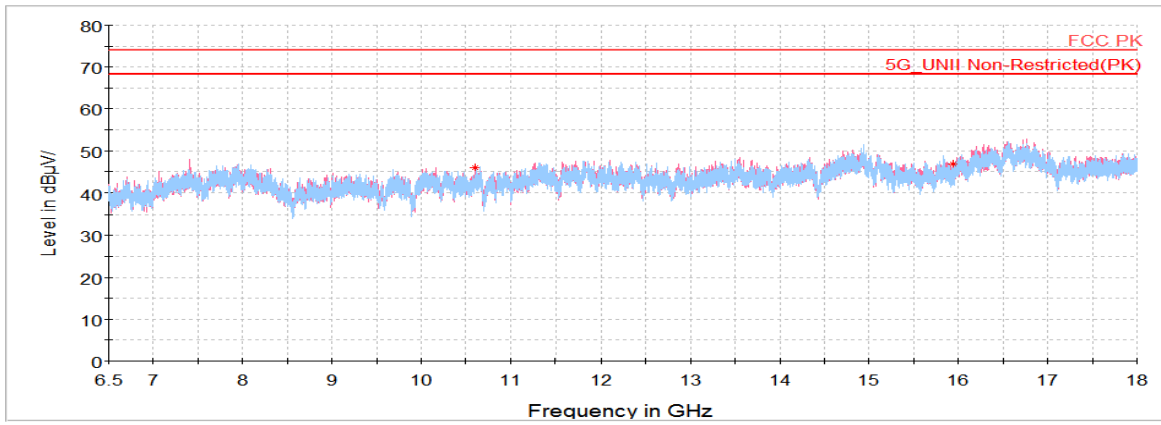
**Horizontal/Vertical for 3.5 GHz ~ 5 GHz**



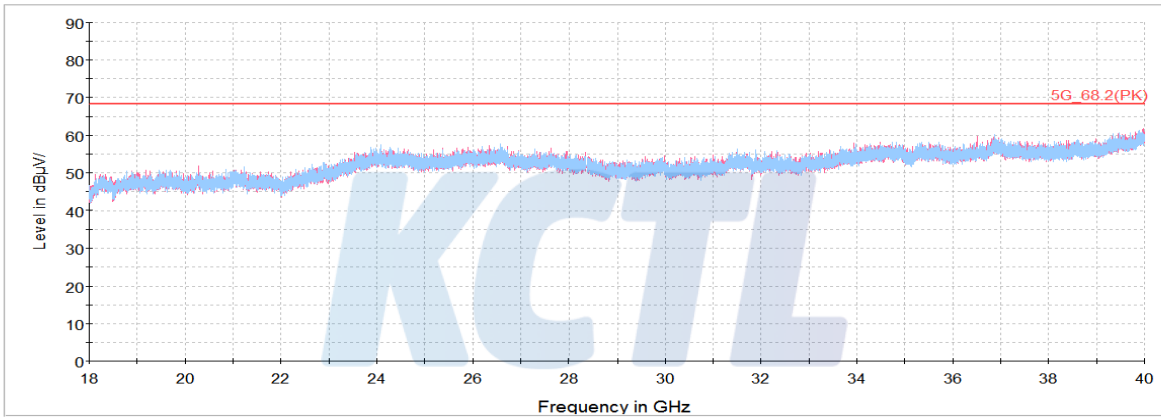
**Horizontal/Vertical for 5 GHz ~ 6.5 GHz**



**Horizontal/Vertical for 6.5 GHz ~ 18 GHz**



**Horizontal/Vertical for 18 GHz ~ 40 GHz**



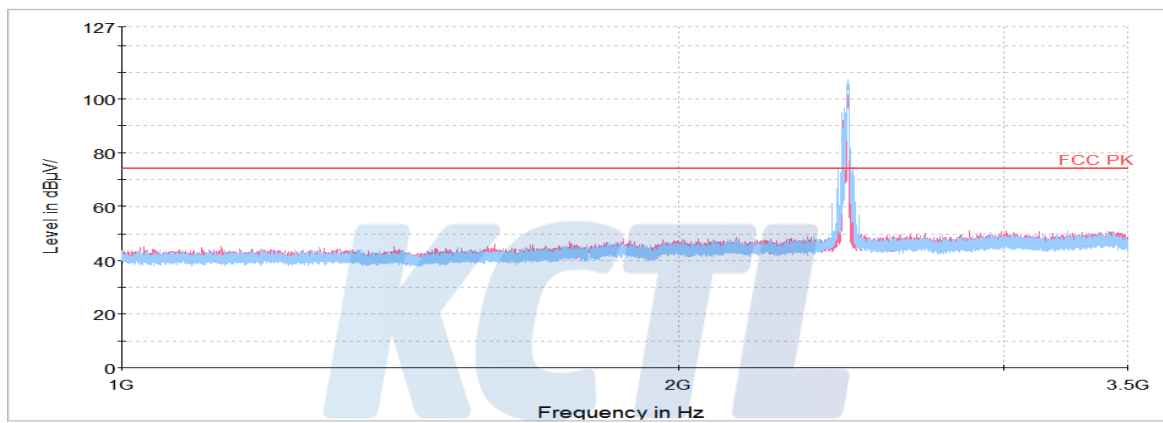
**Case 11**

Frequency	Pol.	Reading	Ant. Factor	Amp.+Cable	DCF	Result	Limit	Margin
(MHz)	(V/H)	(dB(μV))	(dB)	(dB)	(dB)	(dB(μV/m))	(dB(μV/m))	(dB)
<b>Peak data</b>								
4 940.03 <sup>1)</sup>	H	71.51	33.98	-55.02	-	50.47	74.00	23.53
5 707.66	H	70.33	35.05	-44.29	-	61.09	68.20	7.11
10 613.77 <sup>1)</sup>	V	59.73	37.47	-51.72	-	45.48	74.00	28.52
15 938.63 <sup>1)</sup>	H	55.60	40.09	-48.41	-	47.28	74.00	26.72

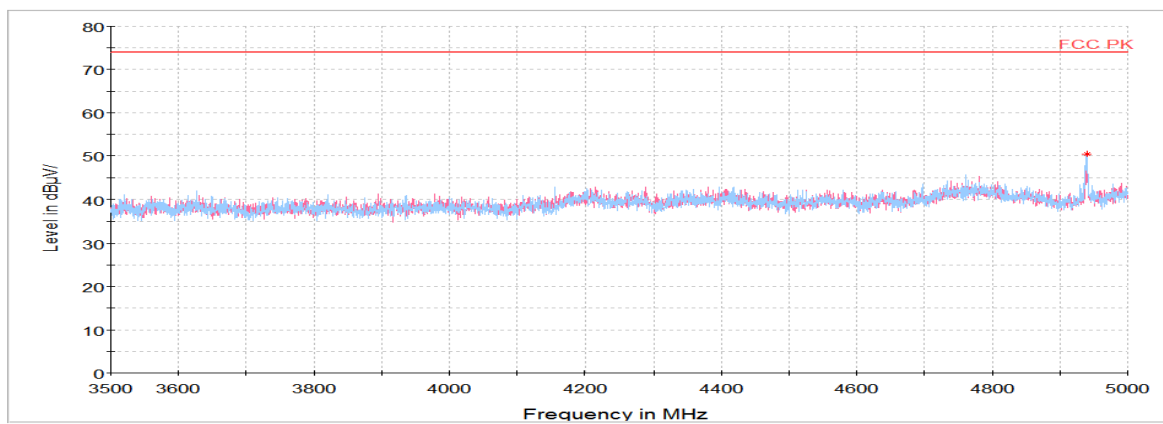
**Average Data**

No spurious emissions were detected within 20 dB of the limit.

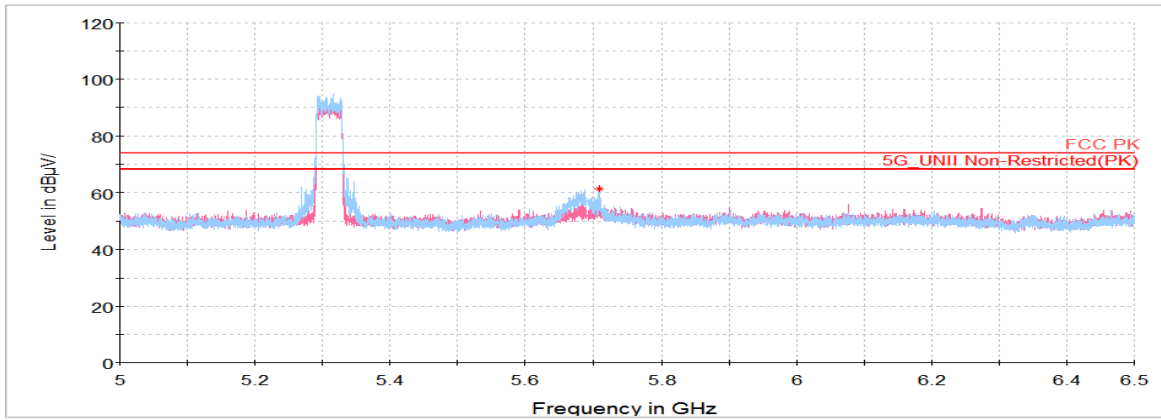
**Horizontal/Vertical for 1 GHz ~ 3.5 GHz**



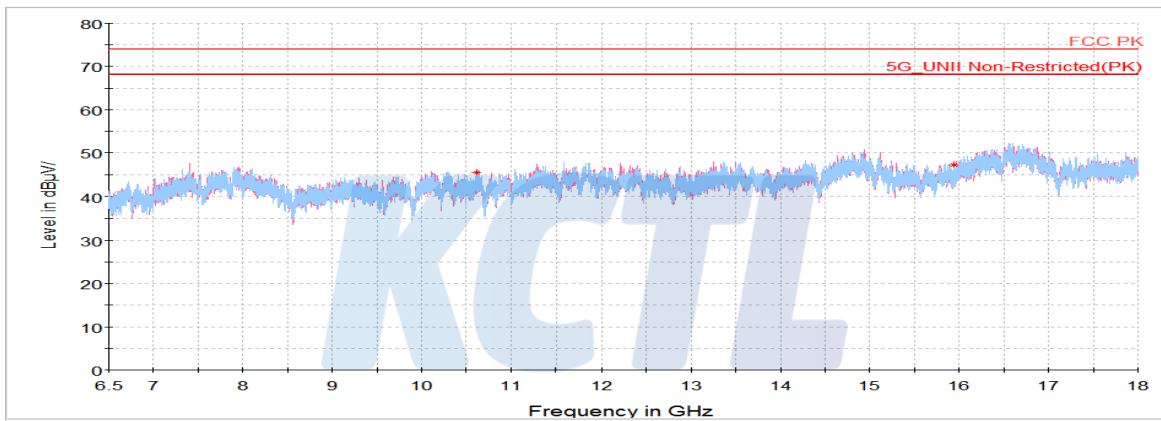
**Horizontal/Vertical for 3.5 GHz ~ 5 GHz**



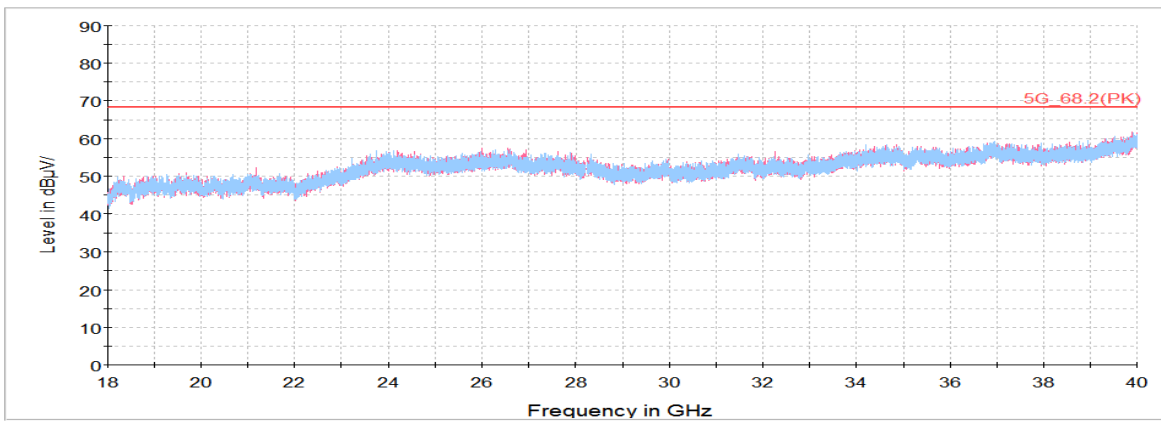
**Horizontal/Vertical for 5 GHz ~ 6.5 GHz**



**Horizontal/Vertical for 6.5 GHz ~ 18 GHz**



**Horizontal/Vertical for 18 GHz ~ 40 GHz**

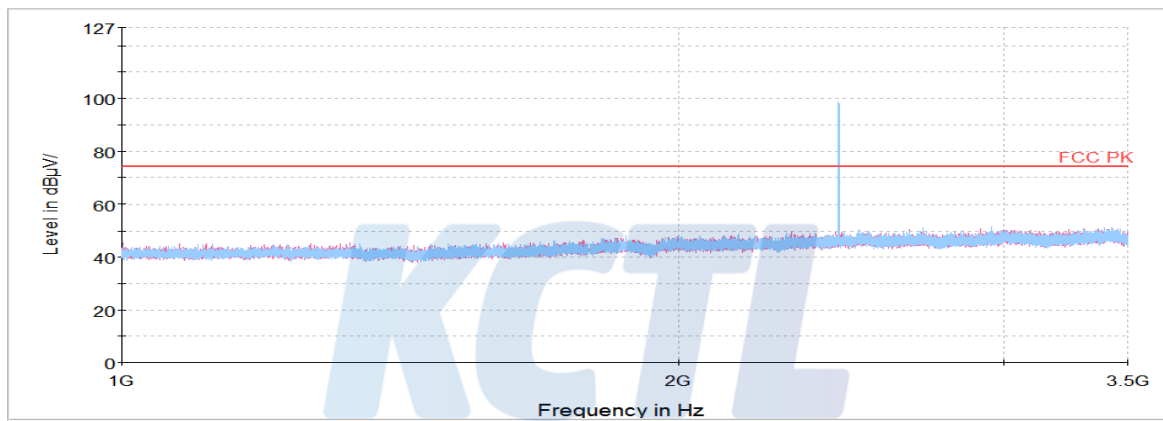


**Case 12**

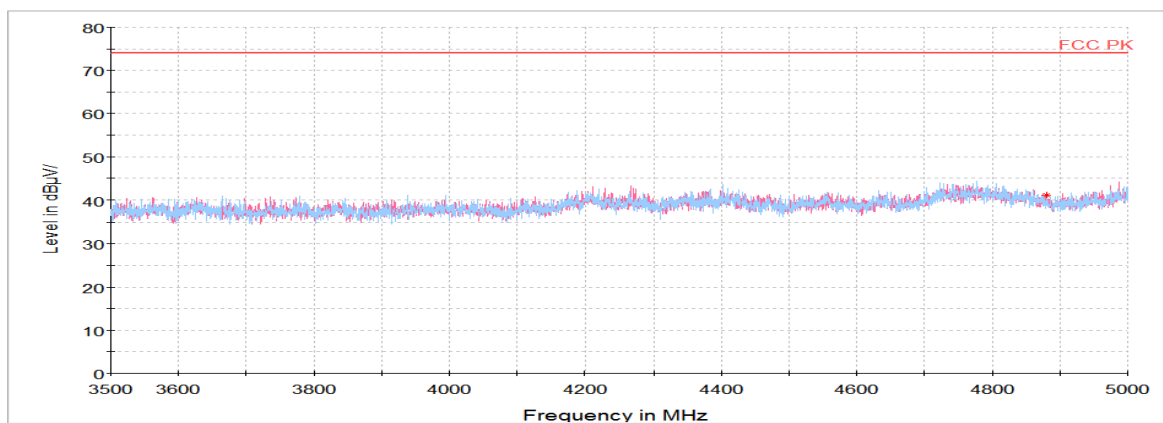
Frequency	Pol.	Reading	Ant. Factor	Amp.+Cable	DCF	Result	Limit	Margin
(MHz)	(V/H)	(dB(μV))	(dB)	(dB)	(dB)	(dB(μV/m))	(dB(μV/m))	(dB)
<b>Peak data</b>								
4 879.77 <sup>1)</sup>	H	62.36	33.95	-55.16	-	41.15	74.00	32.85
5 739.80	H	68.05	35.09	-44.86	-	58.28	68.20	9.92
10 631.02 <sup>1)</sup>	V	61.78	37.48	-51.73	-	47.53	74.00	26.47
15 913.11 <sup>1)</sup>	H	55.85	40.08	-48.48	-	47.45	74.00	26.55

**Average Data**

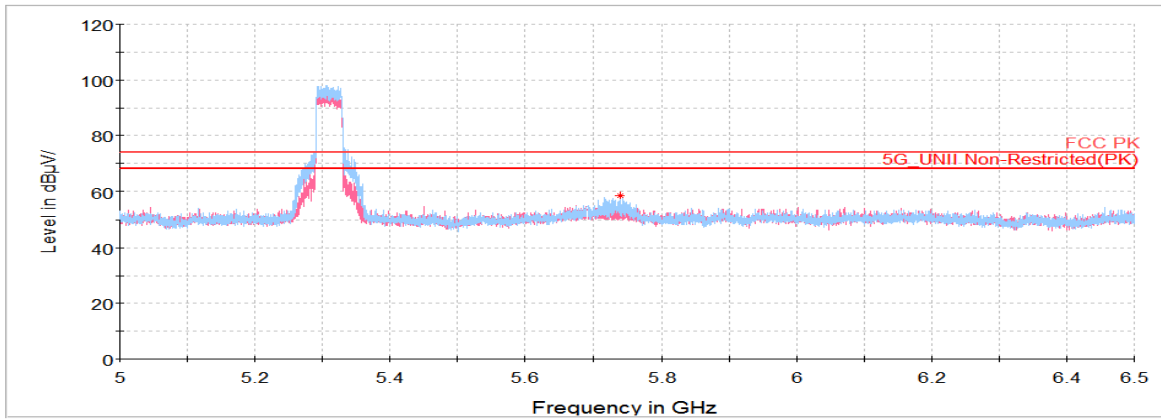
**Horizontal/Vertical for 1 GHz ~ 3.5 GHz**



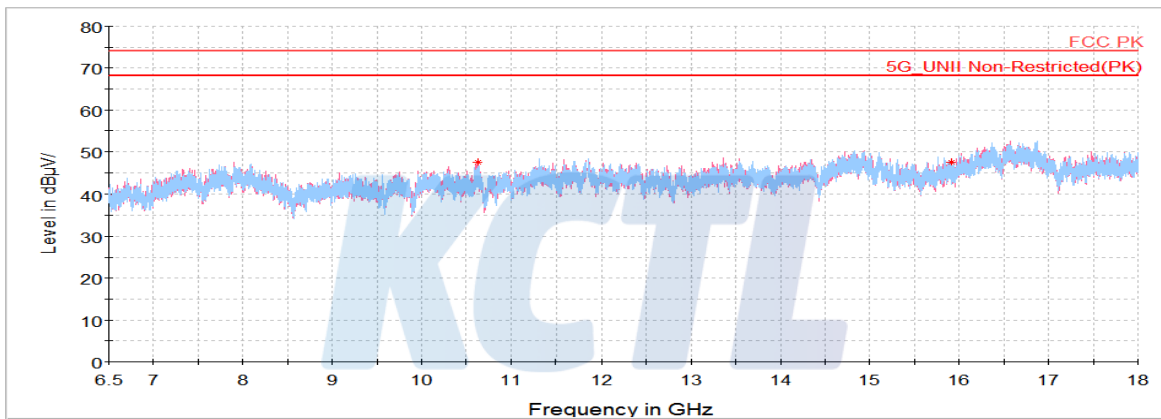
**Horizontal/Vertical for 3.5 GHz ~ 5 GHz**



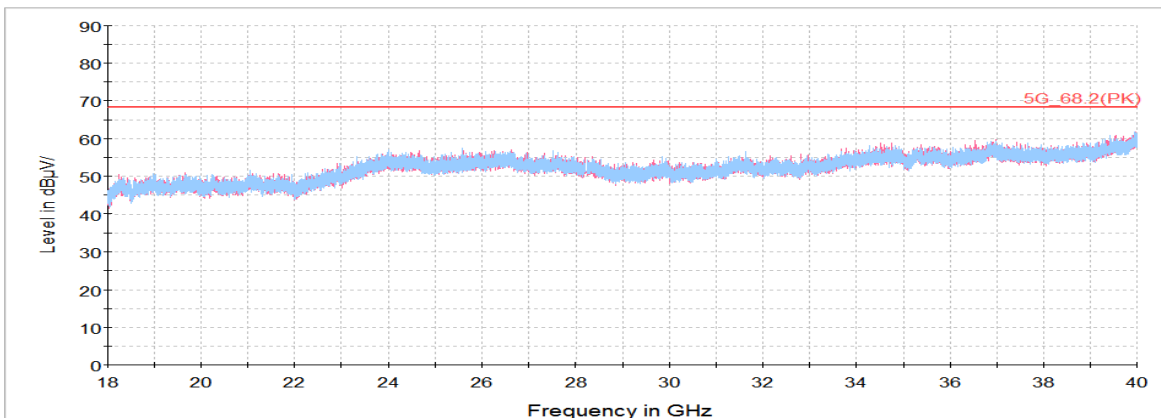
**Horizontal/Vertical for 5 GHz ~ 6.5 GHz**



**Horizontal/Vertical for 6.5 GHz ~ 18 GHz**



**Horizontal/Vertical for 18 GHz ~ 40 GHz**



**9. Measurement equipment**

Equipment Name	Manufacturer	Model No.	Serial No.	Next Cal. Date
Spectrum Analyzer	R&S	FSV30	100806	21.07.29*
Attenuator	Weinschel ENGINEERING	56-10	51395	21.01.22
Signal Generator	R&S	SMB100A	176206	21.01.21
Vector Signal Generator	R&S	SMBV100A	257566	21.07.13
DC Power Supply	AGILENT	E3632A	MY40001543	21.05.11
Power Sensor	R&S	NRP-Z81	1137.9009.02- 106224-tg	21.05.25
Attenuator	R&S	DNF Dämpfungsglied 10 dB in N-50 Ohm	31210	21.05.11
Spectrum Analyzer	R&S	FSV40	100989	21.01.03
EMI TEST RECEIVER	R&S	ESC17	100732	21.03.04
Bi-Log Antenna	SCHWARZBECK	VULB9168	583	22.04.23
Amplifier	SONOMA INSTRUMENT	310N	284608	21.08.20*
COAXIAL FIXED ATTENUATOR	Agilent	8491B-003	2708A18758	21.04.23
Horn antenna	ETS.lindgren	3117	155787	20.10.24
Horn antenna	ETS.lindgren	3116	00086632	21.02.17
Attenuator	API Inmet	40AH2W-10	12	21.05.12
Broadband PreAmplifier	SCHWARZBECK	BBV9718	216	21.07.28*
AMPLIFIER	L-3 Narda-MITEQ	AMF-7D-01001800 -22-10P	2031196	21.02.12
AMPLIFIER	L-3 Narda-MITEQ	JS44-18004000-33-8P	2000996	21.01.22
LOOP Antenna	R&S	HFH2-Z2	100355	22.08.21*
Antenna Mast	Innco Systems	MA4640-XP-ET	-	-
Turn Table	Innco Systems	DT2000	79	-
Antenna Mast	Innco Systems	MA4000-EP	303	-
Turn Table	Innco Systems	DT2000	79	-
High pass Filter	WT	WT-A1699-HS	WT160411002	21.05.11
TWO-LINE V - NETWORK	R&S	ENV216	101358	20.10.02
EMI TEST RECEIVER	R&S	ESCI	100001	21.08.20*

\* Tests related to this equipment were progressed after the calibration was completed.

**End of test report**