

Band	Mode	Frequency (MHz)	Tones	RU offset	26 dB bandwidth (MHz)		99% bandwidth (MHz)	
					ANT 1	ANT 2	ANT 1	ANT 2
UNII-1	HE40	5 190	26T	0	20.48	20.48	19.48	19.98
				9	24.38	23.48	22.58	22.68
				17	21.28	21.08	19.88	20.08
			52T	37	22.18	21.78	19.08	19.48
				41	28.07	27.67	22.58	22.28
				44	23.48	22.98	19.88	19.88
			106T	53	24.38	24.28	19.28	19.58
				54	28.07	27.37	21.68	21.68
				56	25.07	25.67	19.88	20.28
			242T	61	32.27	31.67	21.08	21.58
				62	37.16	32.37	21.88	22.08
			SU	-	40.56	40.56	37.66	37.56
		5 230	26T	0	20.68	21.08	19.38	19.38
				9	24.28	23.68	22.78	22.78
				17	21.08	20.18	19.98	20.08
			52T	37	22.18	21.78	18.98	19.18
				41	26.87	25.57	22.38	22.98
				44	22.18	22.78	19.78	19.88
			106T	53	24.48	24.68	19.18	19.88
				54	27.77	28.47	21.38	22.18
				56	24.58	24.38	19.78	20.08
			242T	61	34.17	32.37	21.08	21.28
				62	33.37	31.37	21.58	21.98
			SU	-	40.46	40.56	37.56	37.56

Band	Mode	Frequency (MHz)	Tones	RU offset	26 dB bandwidth (MHz)		99% bandwidth (MHz)	
					ANT 1	ANT 2	ANT 1	ANT 2
UNII-1	HE80	5 210	26T	0	21.34	21.22	21.58	23.26
				18	41.84	42.32	39.20	38.96
				36	23.74	23.62	25.53	26.37
			52T	37	23.50	23.50	21.94	22.66
				45	29.25	28.17	26.61	26.85
				52	24.94	23.86	26.25	25.89
			106T	53	25.05	25.77	23.62	25.53
				57	33.57	31.65	25.53	26.37
				60	29.25	26.97	27.21	27.69
			242T	61	35.96	36.92	30.09	31.41
				62	56.10	58.98	42.32	42.44
				64	41.48	40.04	32.85	32.73
			484T	65	60.90	59.58	40.52	41.36
				66	58.38	59.58	47.60	47.95
			SU	-	82.48	82.36	76.96	77.20

Band	Mode	Frequency (MHz)	Tones	RU offset	26 dB bandwidth (MHz)		99% bandwidth (MHz)	
					ANT 1	ANT 2	ANT 1	ANT 2
UNII-2A	HE20	5 260	26T	0	20.08	20.23	18.38	18.53
				4	19.13	19.38	17.38	17.33
				8	20.58	20.48	18.73	18.73
			52T	37	20.53	20.28	18.23	18.38
				38	20.08	19.78	17.28	17.38
				40	21.18	21.13	18.58	18.53
			106T	53	20.88	21.03	18.28	18.28
				54	21.48	21.58	18.53	18.58
			SU	-	21.58	21.73	19.08	19.03
		5 280	26T	0	20.38	20.28	18.43	18.48
				4	19.13	19.53	17.33	17.43
				8	20.78	20.88	18.68	18.78
			52T	37	20.43	20.68	18.33	18.33
				38	19.98	20.08	17.38	17.38
				40	21.08	21.13	18.53	18.63
			106T	53	20.93	21.03	18.28	18.28
				54	21.43	21.48	18.53	18.58
			SU	-	21.78	21.78	19.08	19.13
		5 320	26T	0	19.93	20.03	18.43	18.43
				4	19.23	19.08	17.33	17.33
				8	20.58	20.73	18.68	18.73
			52T	37	20.33	20.43	18.28	18.38
				38	19.73	19.93	17.33	17.33
				40	21.08	21.23	18.53	18.48
			106T	53	20.78	21.03	18.23	18.33
				54	21.58	21.53	18.53	18.53
			SU	-	21.93	21.73	19.13	19.08

Band	Mode	Frequency (MHz)	Tones	RU offset	26 dB bandwidth (MHz)		99% bandwidth (MHz)	
					ANT 1	ANT 2	ANT 1	ANT 2
UNII-2A	HE40	5 270	26T	0	20.38	20.38	19.18	19.58
				9	26.27	23.48	22.68	22.78
				17	20.78	20.78	20.18	19.88
			52T	37	21.38	21.98	19.18	19.38
				41	25.67	28.47	22.58	22.58
				44	22.38	22.48	20.18	19.58
			106T	53	24.28	23.68	19.28	19.28
				54	27.87	28.07	21.48	21.88
				56	25.37	25.77	20.08	20.08
			242T	61	32.07	31.17	21.28	21.28
				62	33.47	35.76	22.58	22.08
			SU	-	40.56	40.66	37.56	37.66
		5 310	26T	0	20.78	20.48	19.28	18.78
				9	24.08	25.07	22.98	22.58
				17	21.18	20.78	20.28	20.28
			52T	37	22.08	21.58	18.98	19.38
				41	26.07	25.57	22.58	22.88
				44	22.58	22.68	19.78	19.98
			106T	53	23.68	23.98	18.98	19.48
				54	28.87	29.77	21.28	21.78
				56	25.37	25.37	20.18	20.88
			242T	61	31.17	31.47	21.08	21.88
				62	32.97	35.26	22.18	22.68
			SU	-	40.56	40.46	37.56	37.66

Band	Mode	Frequency (MHz)	Tones	RU offset	26 dB bandwidth (MHz)		99% bandwidth (MHz)	
					ANT 1	ANT 2	ANT 1	ANT 2
UNII-2A	HE80	5 290	26T	0	21.94	21.70	21.94	25.05
				18	42.32	41.24	39.44	39.20
				36	23.50	23.26	26.61	26.13
			52T	37	22.90	22.18	23.26	25.05
				45	29.25	29.25	26.85	26.97
				52	25.29	26.37	26.49	26.85
			106T	53	31.53	30.81	24.46	27.69
				57	26.61	24.34	25.89	26.61
				60	29.73	29.97	28.83	27.81
			242T	61	43.76	40.88	31.41	33.80
				62	56.70	58.86	42.44	43.52
				64	42.20	41.72	32.85	33.21
			484T	65	59.34	61.74	40.76	42.80
				66	60.90	57.78	47.47	48.07
			SU	-	82.24	82.24	76.96	77.08

Band	Mode	Frequency (MHz)	Tones	RU offset	26 dB bandwidth (MHz)		99% bandwidth (MHz)	
					ANT 1	ANT 2	ANT 1	ANT 2
UNII-2C	HE20	5 500	26T	0	19.98	19.98	18.43	18.43
				4	19.08	19.33	17.38	17.38
				8	20.73	20.73	18.68	18.68
			52T	37	20.58	20.58	18.28	18.28
				38	19.63	20.03	17.33	17.33
				40	21.23	20.83	18.48	18.63
			106T	53	20.93	20.98	18.28	18.33
				54	21.38	21.53	18.48	18.68
			SU	-	21.73	21.83	19.08	19.03
		5 580	26T	0	20.13	19.93	18.38	18.53
				4	19.33	18.98	17.28	17.38
				8	20.78	20.63	18.58	18.78
			52T	37	20.38	20.33	18.28	18.38
				38	19.68	19.83	17.38	17.43
				40	21.23	21.03	18.53	18.38
			106T	53	21.03	20.98	18.23	18.28
				54	21.53	21.33	18.48	18.53
			SU	-	21.93	21.88	19.03	19.08
		5 700	26T	0	20.18	20.08	18.43	18.43
				4	19.23	19.38	17.33	17.43
				8	20.73	20.83	18.63	18.73
			52T	37	20.38	20.28	18.33	18.33
				38	19.88	20.13	17.38	17.33
				40	21.13	21.13	18.43	18.58
			106T	53	20.98	20.88	18.28	18.28
				54	21.53	21.53	18.53	18.48
			SU	-	21.68	21.63	19.13	19.03

Band	Mode	Frequency (MHz)	Tones	RU offset	26 dB bandwidth (MHz)		99% bandwidth (MHz)	
					ANT 1	ANT 2	ANT 1	ANT 2
UNII-2C	HE20	Straddle 5 720	26T	0	20.08	19.98	18.33	18.33
				4	18.83	19.33	17.28	16.83
				8	-		-	
			52T	37	20.53	20.33	18.23	18.18
				38	19.68	19.68	17.33	17.08
				40	-		-	
			106T	53	20.83	21.03	18.23	18.23
				54*	15.59	15.49	13.89	13.59
			SU	-*	15.79	15.99	14.54	14.54

\* RU Allocation included in the straddle band

**KCTL**

Band	Mode	Frequency (MHz)	Tones	RU offset	26 dB bandwidth (MHz)		99% bandwidth (MHz)	
					ANT 1	ANT 2	ANT 1	ANT 2
UNII-2C	HE40	5 510	26T	0	20.58	20.58	19.18	19.48
				9	23.78	25.17	22.88	23.08
				17	21.08	20.68	20.08	20.58
			52T	37	22.18	22.88	19.18	19.28
				41	26.17	26.37	22.58	22.98
				44	23.68	22.98	20.08	20.28
			106T	53	24.08	23.98	19.08	19.38
				54	27.87	27.97	22.58	21.88
				56	25.87	25.67	20.08	20.48
			242T	61	29.47	31.67	21.08	21.38
				62	35.86	34.17	22.08	22.38
			SU	-	40.56	40.66	36.46	37.56
		5 590	26T	0	20.68	20.48	19.08	19.68
				9	24.48	24.38	22.68	23.18
				17	20.78	21.08	19.98	20.58
			52T	37	21.48	21.68	19.08	19.18
				41	27.37	27.07	22.38	23.28
				44	22.68	23.68	20.18	20.38
			106T	53	23.88	24.48	19.08	19.28
				54	28.07	27.77	21.58	22.18
				56	26.57	25.57	20.18	20.48
			242T	61	31.37	31.37	21.18	21.18
				62	36.16	33.67	22.28	22.48
			SU	-	40.76	40.86	37.66	37.56
		5 670	26T	0	20.78	20.58	19.48	18.98
				9	24.38	23.98	22.88	23.18
				17	21.18	20.78	20.58	20.58
			52T	37	22.18	21.88	18.88	19.08
				41	26.97	27.77	22.58	23.28
				44	23.48	22.48	20.28	20.38
			106T	53	24.08	23.78	19.28	19.18
				54	27.87	28.47	21.58	21.18
				56	25.07	25.67	20.48	20.58
			242T	61	34.07	32.57	20.98	21.08
				62	33.57	35.86	22.58	22.88
			SU	-	40.46	40.86	37.56	37.56



Band	Mode	Frequency (MHz)	Tones	RU offset	26 dB bandwidth (MHz)		99% bandwidth (MHz)	
					ANT 1	ANT 2	ANT 1	ANT 2
UNII-2C	HE40	Straddle 5 710	26T	0	20.28	20.68	19.38	18.98
				9	23.98	23.68	24.48	23.88
				17	-		-	
			52T	37	21.68	22.08	19.28	18.38
				41	25.77	25.77	23.88	22.28
				44	-		-	
			106T	53	24.08	23.98	19.08	18.08
				54	28.17	27.77	21.48	20.68
				56*	20.79	20.69	16.30	13.90
			242T	61	31.27	30.47	20.48	19.88
				62*	27.69	33.08	18.10	16.40
			SU	-*	35.28	35.28	33.78	33.78

\* RU Allocation included in the straddle band

**KCTL**

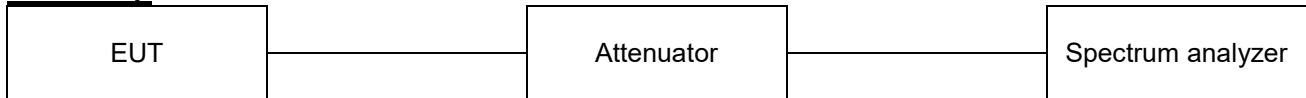
Band	Mode	Frequency (MHz)	Tones	RU offset	26 dB bandwidth (MHz)		99% bandwidth (MHz)	
					ANT 1	ANT 2	ANT 1	ANT 2
UNII-2C	HE80	5 530	26T	0	22.18	21.46	22.18	22.30
				18	41.84	41.96	39.44	39.32
				36	23.38	23.50	27.33	26.49
			52T	37	22.78	22.30	22.54	22.54
				45	31.17	27.93	27.33	27.21
				52	25.29	25.41	26.97	27.09
			106T	53	25.41	24.94	23.62	23.98
				57	36.44	35.48	26.13	27.21
				60	27.69	28.89	27.93	28.41
			242T	61	35.84	38.12	29.97	30.93
				62	54.55	55.74	42.08	42.56
				64	39.44	42.56	33.45	33.21
		484T	65	55.38	57.54	40.40	40.76	
			66	72.17	61.98	47.35	48.31	
		SU	-	82.48	82.12	77.08	77.08	
		5 610	26T	0	21.34	21.70	21.94	22.42
				18	41.48	41.84	39.32	39.44
				36	24.22	23.62	26.85	27.21
			52T	37	22.42	22.78	22.66	22.90
				45	32.61	31.29	26.85	27.33
				52	25.65	26.25	26.73	26.85
			106T	53	26.73	26.13	24.22	24.34
				57	35.12	37.28	25.77	26.37
				60	29.61	28.05	27.69	28.29
242T	61		37.04	39.44	30.69	30.57		
	62		55.14	55.98	42.32	42.32		
	64		41.60	44.84	33.69	34.41		
484T	65	57.06	55.26	40.64	41.00			
	66	68.57	67.13	47.35	48.19			
SU	-	82.12	82.12	77.08	77.08			

Band	Mode	Frequency (MHz)	Tones	RU offset	26 dB bandwidth (MHz)		99% bandwidth (MHz)	
					ANT 1	ANT 2	ANT 1	ANT 2
UNII-2C	HE80	Straddle 5 690	26T	0	21.22	21.70	58.14	63.30
				18	41.96	42.20	42.56	37.52
				36	-		-	
			52T	37	22.42	23.26	54.55	32.49
				45	29.37	31.17	37.64	35.96
				52	-		-	
			106T	53	26.49	27.09	27.09	22.66
				57	32.13	31.89	29.25	28.65
				60*	23.97	22.89	30.09	23.13
			242T	61	41.96	41.60	28.17	26.61
				62	54.43	53.95	41.72	40.28
				64*	37.40	38.24	30.44	26.73
			484T	65	53.95	54.79	40.88	39.44
				66*	66.41	66.89	43.75	36.80
			SU	-*	76.12	76.12	73.60	73.72

\* RU Allocation included in the straddle band

## 8.4. 6 dB Bandwidth & 99% Bandwidth

### Test setup



### Limit

According to §15.407(e), RSS-247(6.2.4) Within the 5.725-5.85 GHz band, the minimum 6 dB bandwidth if U-NII devices shall be at least 500kHz

### Test procedure

ANSI C63.10-2013 Section 6.9.2  
KDB 789033 D02 v02r01 - Section C.2

### Test settings

Minimum Emission Bandwidth for the band 5.725–5.85 GHz

Section 15.407(e) specifies the minimum 6 dB emission bandwidth of at least 500 kHz for the band 5.725–5.85 GHz. The following procedure shall be used for measuring this bandwidth:

1. Set RBW = 100 kHz.
2. Set the video bandwidth (VBW)  $\geq 3$  RBW.
3. Detector = Peak.
4. Trace mode = max hold.
5. Sweep = auto couple.
6. Allow the trace to stabilize.
7. Measure the maximum width of the emission that is constrained by the frequencies associated with the two outermost amplitude points (upper and lower frequencies) that are attenuated by 6 dB relative to the maximum level measured in the fundamental emission.

### Note:

1. For the 6dB Bandwidth, it was tested at the RU allocation with lowest tones number for each bandwidth
2. \* RU Allocation included in the straddle band
3. Please refer to Appendix B,C for plots

**Test results**

Band	Mode	Frequency (MHz)	Tones	RU offset	6 dB bandwidth (MHz)		99% bandwidth (MHz)	
					ANT 1	ANT 2	ANT 1	ANT 2
UNII-3	HE20	Straddle 5 720	26T	8	2.15	2.10	18.63	18.48
			52T	40	15.88	15.83	18.53	18.23
			106T	54*	4.59	4.59	4.64	4.64
			SU	-*	4.54	4.54	4.54	4.54
		5 745	26T	0	2.15	2.20	18.38	18.48
		5 785	26T	0	2.20	2.15	18.43	18.48
		5 825	26T	0	2.20	2.15	18.38	18.53
		Minimum Bandwidth				2.15	2.10	4.54
Minimum Limit (MHz)					0.5		-	

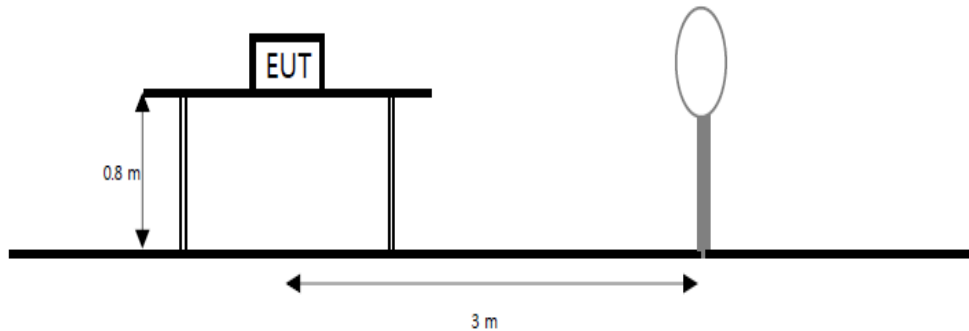
Band	Mode	Frequency (MHz)	Tones	RU offset	6 dB bandwidth (MHz)		99% bandwidth (MHz)	
					ANT 1	ANT 2	ANT 1	ANT 2
UNII-3	HE40	Straddle 5 720	26T	17	2.00	2.20	22.28	18.58
			52T	44	16.68	16.68	20.98	18.18
			106T	56*	4.08	4.08	4.08	4.08
			242T	62*	4.08	4.08	3.98	3.98
			SU	-*	3.98	3.98	3.78	3.88
		5 755	26T	0	2.20	2.20	19.38	19.38
		5 795	26T	0	2.20	2.10	19.48	19.88
		Minimum Bandwidth				2.00	2.10	3.78
Minimum Limit (MHz)					0.5		-	

Band	Mode	Frequency (MHz)	Tones	RU offset	6 dB bandwidth (MHz)		99% bandwidth (MHz)	
					ANT 1	ANT 2	ANT 1	ANT 2
UNII-3	HE80	Straddle 5 690	26T	36	2.16	2.16	55.14	56.34
			52T	52	16.66	16.78	50.35	31.77
			106T	60*	4.08	4.08	4.56	4.56
			242T	64*	4.08	4.08	4.32	4.20
			484T	66*	3.96	4.08	3.84	3.96
			SU	-*	3.60	3.96	3.48	3.48
		5 755	26T	0	2.28	2.28	22.30	23.02
		Minimum Bandwidth				2.16	2.16	3.48
Minimum Limit (MHz)					0.5		-	

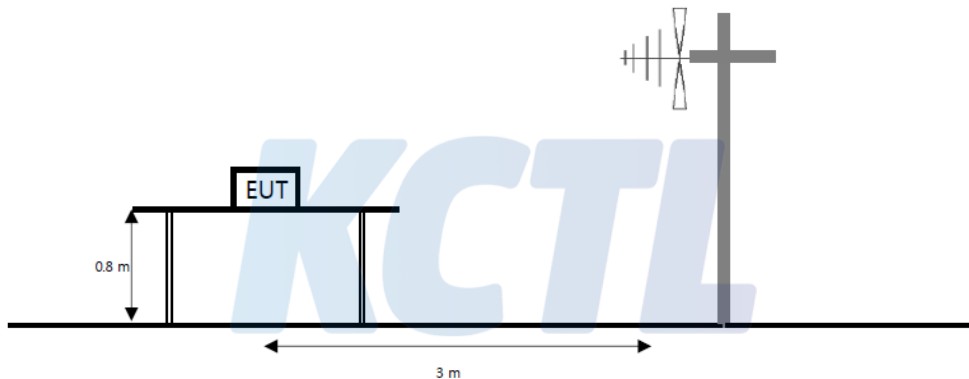
## 8.5. Spurious Emission, Band Edge and Restricted bands

### Test setup

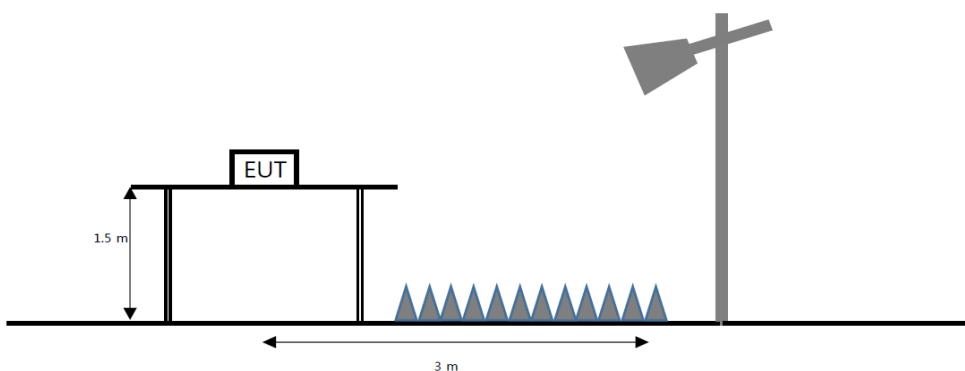
The diagram below shows the test setup that is utilized to make the measurements for emission from 9 kHz to 30 MHz Emissions



The diagram below shows the test setup that is utilized to make the measurements for emission from 30 MHz to 1 GHz emissions.



The diagram below shows the test setup that is utilized to make the measurements for emission from 1 GHz to the tenth harmonic of the highest fundamental frequency or to 40 GHz emissions, whichever is lower.



**Limit****FCC**

According to section 15.209(a) except as provided elsewhere in this subpart, the emissions from an intentional radiator shall not exceed the field strength levels specified in the following table:

Frequency (MHz)	Field strength ( $\mu\text{V}/\text{m}$ )	Measurement distance (m)
0.009 - 0.490	2 400/F(kHz)	300
0.490 - 1.705	24 000/F(kHz)	30
1.705 - 30	30	30
30 - 88	100**	3
88 - 216	150**	3
216 - 960	200**	3
Above 960	500	3

\*\*Except as provided in paragraph (g), fundamental emissions from intentional radiators operating under this section shall not be located in the frequency bands 54–72 MHz, 76–88 MHz, 174–216 MHz or 470–806 MHz. However, operation within these frequency bands is permitted under other sections of this part, e.g., Section 15.231 and 15.241.

According to section 15.205(a) and (b) only spurious emissions are permitted in any of the frequency bands listed below:

MHz	MHz	MHz	GHz
0.009 - 0.110	16.42 - 16.423	399.9 - 410	4.5 - 5.15
0.495 - 0.505	16.694 75 - 16.695 25	608 - 614	5.35 - 5.46
2.173 5 - 2.190 5	16.804 25 - 16.804 75	960 - 1 240	7.25 - 7.75
4.125 - 4.128	25.5 - 25.67	1 300 - 1 427	8.025 - 8.5
4.177 25 - 4.177 75	37.5 - 38.25	1 435 - 1 626.5	9.0 - 9.2
4.207 25 - 4.207 75	73 - 74.6	1 645.5 - 1 646.5	9.3 - 9.5
6.215 - 6.218	74.8 - 75.2	1 660 - 1 710	10.6 - 12.7
6.267 75 - 6.268 25	108 - 121.94	1 718.8 - 1 722.2	13.25 - 13.4
6.311 75 - 6.312 25	123 - 138	2 200 - 2 300	14.47 - 14.5
8.291 - 8.294	149.9 - 150.05	2 310 - 2 390	15.35 - 16.2
8.362 - 8.366	156.524 75 - 156.525	2 483.5 - 2 500	17.7 - 21.4
8.376 25 - 8.386 75	25	2 690 - 2 900	22.01 - 23.12
8.414 25 - 8.414 75	156.7 - 156.9	3 260 - 3 267	23.6 - 24.0
12.29 - 12.293	162.012 5 - 167.17	3 332 - 3 339	31.2 - 31.8
12.519 75 - 12.520 25	167.72 - 173.2	3 345.8 - 3 358	36.43 - 36.5
12.576 75 - 12.577 25	240 - 285	3 600 - 4 400	Above 38.6
13.36 - 13.41	322 - 335.4		

The field strength of emissions appearing within these frequency bands shall not exceed the limits shown in section 15.209. At frequencies equal to or less than 1 000 MHz, compliance with the limits in section 15.209 shall be demonstrated using measurement instrumentation employing a CISPR quasi-peak detector. Above 1 000 MHz, compliance with the emission limits in section 15.209 shall be demonstrated based on the average value of the measured emissions. The provisions in section 15.35 apply to these measurements.

According to section 15.407(b), undesirable emission limits. Except as shown in paragraph (b)(7) of this section, the maximum emissions outside of the frequency bands of operation shall be attenuated in accordance with the following limits:

For transmitters operating in the 5.15-5.25 GHz band: All emissions outside of the 5.15-5.35 GHz band shall not exceed an e.i.r.p. of  $-27$  dBm/MHz

For transmitters operating in the 5.25-5.35 GHz band: All emissions outside of the 5.15-5.35 GHz band shall not exceed an e.i.r.p. of  $-27$  dBm/MHz.

For transmitters operating in the 5.725-5.85 GHz band: All emissions shall be limited to a level of  $-27$  dBm/MHz at 75 MHz or more above or below the band edge increasing linearly to 10 dBm/MHz at 25 MHz above or below the band edge, and from 25 MHz above or below the band edge increasing linearly to a level of 15.6 dBm/MHz at 5 MHz above or below the band edge, and from 5 MHz above or below the band edge increasing linearly to a level of 27 dBm/MHz at the band edge.

**KCTL**



**IC**

According to RSS-247(5.5), In any 100 kHz bandwidth outside the frequency band in which the spread spectrum or digitally modulated device is operating, the RF power that is produced shall be at least 20 dB below that in the 100 kHz bandwidth within the band that contains the highest level of the desired power, based on either an RF conducted or a radiated measurement, provided that the transmitter demonstrates compliance with the peak conducted power limits. If the transmitter complies with the conducted power limits based on the use of root-mean-square averaging over a time interval, as permitted under section 5.4(d), the attenuation required shall be 30 dB instead of 20 dB. Attenuation below the general field strength limits specified in RSS-Gen is not required.

According to RSS-Gen(8.9), Except where otherwise indicated in the applicable RSS, radiated emissions shall comply with the field strength limits shown in table 5 and table 6. Additionally, the level of any transmitter unwanted emission shall not exceed the level of the transmitter's fundamental emission.

**Table 5- General field strength limits at frequencies above 30 MHz**

Frequency(MHz)	Field strength ( $\mu\text{V}/\text{m}$ at 3 m)
30 to 88	100
88 to 216	150
216 to 960	200
Above 960	500

**Table 6- General field strength limits at frequencies below 30 MHz**

Frequency	Magnetic field strength (H-Field) ( $\mu\text{A}/\text{m}$ )	Measurement distance(m)
9 – 490 kHz <sup>1)</sup>	6.37/F (F in kHz)	300
490 – 1705 kHz	63.7/F (F in kHz)	30
1.705 - 30 MHz	0.08	30

According to RSS-Gen(8.10), Restricted frequency bands, identified in table 7, are designated primarily for safety-of-life services (distress calling and certain aeronautical activities), certain satellite downlinks, radio astronomy and some government uses. Except where otherwise indicated, the following conditions related to the restricted frequency bands apply:

- The transmit frequency, including fundamental components of modulation, of licence-exempt radio apparatus shall not fall within the restricted frequency bands listed in table 7 except for apparatus compliant with RSS-287, Emergency Position Indicating Radio Beacons (EPIRB), Emergency Locator Transmitters (ELT), Personal Locator Beacons (PLB), and Maritime Survivor Locator Devices (MSLD).
- Unwanted emissions that fall into restricted frequency bands listed in table 7 shall comply with the limits specified in table 5 and table 6.
- Unwanted emissions that do not fall within the restricted frequency bands listed in table 7 shall comply either with the limits specified in the applicable RSS or with those specified in table 5 and table 6.

**Table 7- Restricted frequency bands\***

MHz	MHz	GHz
0.090 - 0.110	149.9 - 150.05	9.0 - 9.2
0.495 - 0.505	156.52475 - 156.52525	9.3 - 9.5
2.1735 - 2.1905	156.7 - 156.9	10.6 - 12.7
3.020 - 3.026	162.0125 - 167.17	13.25 - 13.4
4.125 - 4.128	167.72 - 173.2	14.47 - 14.5
4.17725 - 4.17775	240 - 285	15.35 - 16.2
4.20725 - 4.20775	322 - 335.4	17.7 - 21.4
5.677 - 5.683	399.9 - 410	22.01 - 23.12
6.215 - 6.218	608 - 614	23.6 - 24.0
6.26775 - 6.26825	960 - 1427	31.2 - 31.8
6.31175 - 6.31225	1435 - 1626.5	36.43 - 36.5
8.291 - 8.294	1645.5 - 1646.5	Above 38.6
8.362 - 8.366	1660 - 1710	
8.37625 - 8.38675	1718.8 - 1722.2	
8.41425 - 8.41475	2200 - 2300	
12.29 - 12.293	2310 - 2390	
12.51975 - 12.52025	2483.5 - 2500	
12.57675 - 12.57725	2655 - 2900	
13.36 - 13.41	3260 - 3267	
16.42 - 16.423	3332 - 3339	
16.69475 - 16.69525	3345.8 - 3358	
16.80425 - 16.80475	3500 - 4400	
25.5 - 25.67	4500 - 5150	
37.5 - 38.25	5350 - 5460	
73 - 74.6	7250 - 7750	
74.8 - 75.2	8025 - 8500	
108 - 138	--	

\* Certain frequency bands listed in table 7 and in bands above 38.6 GHz are designated for licence-exempt applications. These frequency bands and the requirements that apply to related devices are set out in the 200 and 300 series of RSSs.

**Test procedure**ANSI C63.10-2013 Section 12.7.7.2, 12.7.5, 12.7.6  
KDB 789033 D02 v02r01 – Section G**Test settings****Peak field strength measurements**

1. Analyzer center frequency was set to the frequency of the radiated spurious emission of interest
2. RBW = as specified in table
3. VBW  $\geq$  (3 $\times$ RBW)
4. Detector = peak
5. Sweep time = auto
6. Trace mode = max hold
7. Allow sweeps to continue until the trace stabilizes

**Table. RBW as a function of frequency**

Frequency	RBW
9 kHz to 150 kHz	200 Hz to 300 Hz
0.15 MHz to 30 MHz	9 kHz to 10 kHz
30 MHz to 1 000 MHz	100 kHz to 120 kHz
> 1 000 MHz	1 MHz

**Average field strength measurements****Trace averaging with continuous EUT transmission at full power**

If the EUT can be configured or modified to transmit continuously (D  $\geq$  98%), then the average emission levels shall be measured using the following method (with EUT transmitting continuously):

1. RBW = 1 MHz (unless otherwise specified).
2. VBW  $\geq$  (3 $\times$ RBW).
3. Detector = RMS (power averaging), if [span / (# of points in sweep)]  $\leq$  (RBW / 2). Satisfying this condition may require increasing the number of points in the sweep or reducing the span. If this condition cannot be satisfied, then the detector mode shall be set to peak.
4. Averaging type = power (i.e., rms):
  - 1) As an alternative, the detector and averaging type may be set for linear voltage averaging.
  - 2) Some instruments require linear display mode to use linear voltage averaging. Log or dB averaging shall not be used.
5. Sweep time = auto.
6. Perform a trace average of at least 100 traces.

**Trace averaging across ON and OFF times of the EUT transmissions followed by duty cycle correction**

If continuous transmission of the EUT (D  $\geq$  98%) cannot be achieved and the duty cycle is constant (duty cycle variations are less than  $\pm 2\%$ ), then the following procedure shall be used:

1. The EUT shall be configured to operate at the maximum achievable duty cycle.
2. Measure the duty cycle D of the transmitter output signal as described in 11.6.
3. RBW = 1 MHz (unless otherwise specified).
4. VBW  $\geq$  [3  $\times$  RBW].
5. Detector = RMS (power averaging), if [span / (# of points in sweep)]  $\leq$  (RBW / 2). Satisfying this condition may require increasing the number of points in the sweep or reducing the span. If this

condition cannot be satisfied, then the detector mode shall be set to peak.

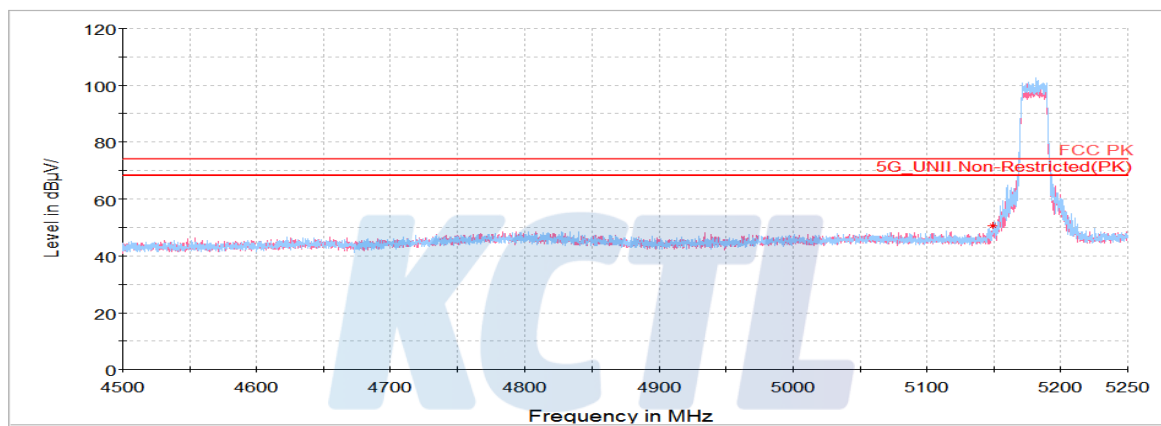
6. Averaging type = power (i.e., rms):
  - 1) As an alternative, the detector and averaging type may be set for linear voltage averaging.
  - 2) Some instruments require linear display mode to use linear voltage averaging. Log or dB averaging shall not be used.
7. Sweep time = auto.
8. Perform a trace average of at least 100 traces.
9. A correction factor shall be added to the measurement results prior to comparing with the emission limit to compute the emission level that would have been measured had the test been performed at 100% duty cycle. The correction factor is computed as follows:
  - 1) If power averaging (rms) mode was used in step f), then the applicable correction factor is  $[10 \log (1 / D)]$ , where D is the duty cycle.
  - 2) If linear voltage averaging mode was used in step f), then the applicable correction factor is  $[20 \log (1 / D)]$ , where D is the duty cycle.
  - 3) If a specific emission is demonstrated to be continuous ( $D \geq 98\%$ ) rather than turning ON and OFF with the transmit cycle, then no duty cycle correction is required for that emission.

**Notes:**

1.  $f < 30$  MHz, extrapolation factor of 40 dB/decade of distance.  $F_d = 40 \log(D_m/D_s)$   
 $f \geq 30$  MHz, extrapolation factor of 20 dB/decade of distance.  $F_d = 20 \log(D_m/D_s)$   
Where:  
 $F_d$  = Distance factor in dB  
 $D_m$  = Measurement distance in meters  
 $D_s$  = Specification distance in meters
2. Factors(dB) = Antenna factor(dB/m) + Cable loss(dB) + or Amp. gain(dB) + or  $F_d$ (dB)
3. The worst-case emissions are reported however emissions whose levels were not within 20 dB of respective limits were not reported.
4. Average test would be performed if the peak result were greater than the average limit.
5. <sup>1)</sup> means restricted band.
6. According to part 15.31(f)(2), an extrapolation factor of 40 dB/decade is applied because measured distance of radiated emission is 3 m.
7. Below 30 MHz frequency range, In order to search for the worst result, all orientations about parallel, perpendicular, and ground-parallel were investigated then reported. when the emission level was higher than 20 dB of the limit, then the following statement shall be made: "No spurious emissions were detected within 20 dB of the limit."
8. For the radiated band-edge test, it was tested at RU allocations with highest power for each RU Tones across all bandwidths.
9. For the spurious emissions, it was tested at the bandwidth/RU allocation with actual highest power and bandwidth/RU allocation with actual highest PSD for each bandwidth.
10. For test below 1 000 MHz, please refer to Test report #KR20-SRF0257\_04639\_Samsung Electronics\_SM-T577UDS\_WiFi(P15.407).

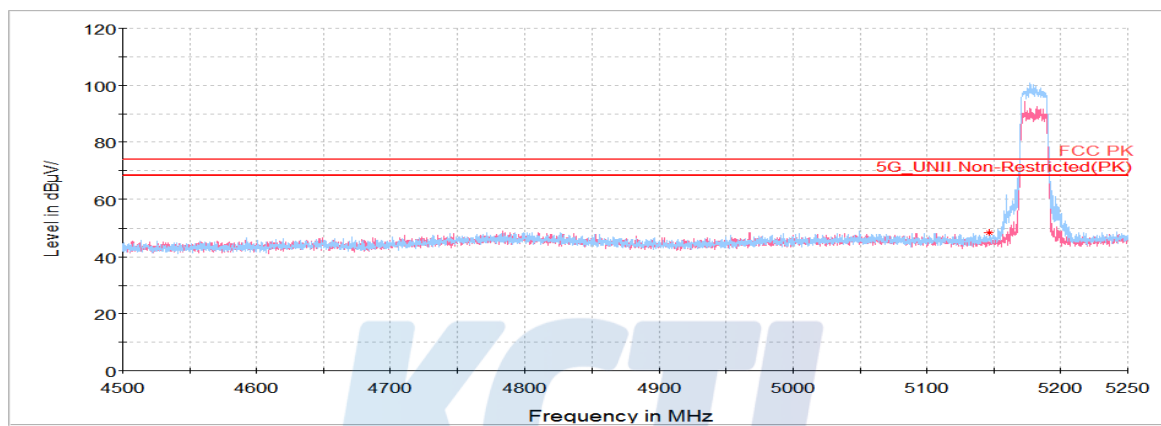
**Test results (Above 1 000 MHz)****UNII-1 1Tx (SISO) Restricted Bandedge (Lowest Channel)****802.11ax\_HE20 SU mode\_ANT 1 Lowest Channel (5 180 MHz)**

Frequency	Pol.	Reading	Ant. Factor	Amp.+Cable	DCF	Result	Limit	Margin
(MHz)	(V/H)	(dB( $\mu$ V))	(dB)	(dB)	(dB)	(dB( $\mu$ V/m))	(dB( $\mu$ V/m))	(dB)
<b>Peak data</b>								
5 149.23 <sup>1)</sup>	H	43.48	34.24	-27.11	-	50.61	74.00	23.39
<b>Average Data</b>								
No spurious emissions were detected within 20 dB of the limit.								

**Horizontal/Vertical for Band-edge**

**802.11ax\_HE20 SU mode\_ANT 2 Lowest Channel (5 180 MHz)**

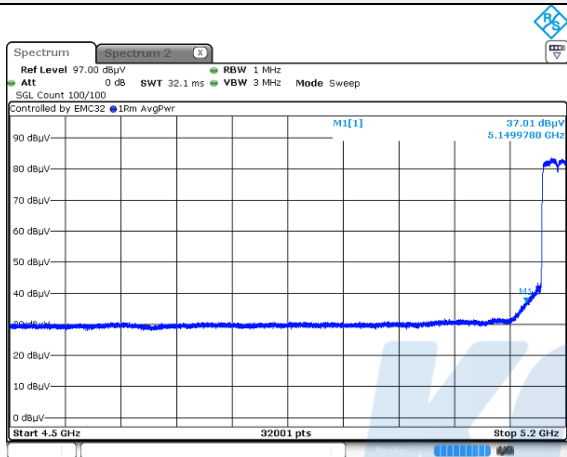
Frequency (MHz)	Pol. (V/H)	Reading (dB( $\mu$ V))	Ant. Factor (dB)	Amp.+Cable (dB)	DCF (dB)	Result (dB( $\mu$ V/m))	Limit (dB( $\mu$ V/m))	Margin (dB)
<b>Peak data</b>								
5 146.48 <sup>1)</sup>	H	41.46	34.23	-27.10	-	48.59	74.00	25.41
<b>Average Data</b>								
No spurious emissions were detected within 20 dB of the limit.								

**Horizontal/Vertical for Band-edge**

**802.11ax\_HE40 SU mode\_ANT 1 Lowest Channel (5 190 MHz)**

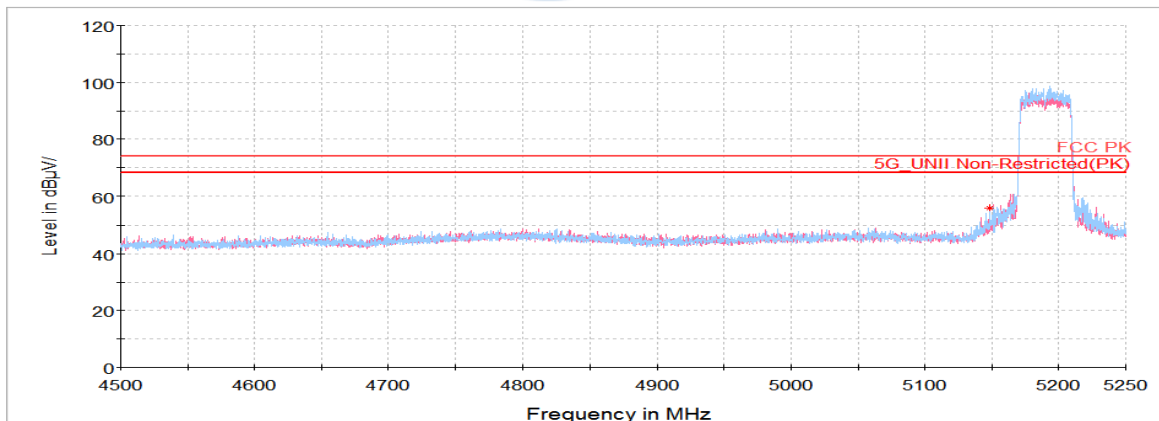
Frequency	Pol.	Reading	Ant. Factor	Amp.+Cable	DCF	Result	Limit	Margin
(MHz)	(V/H)	(dB(μV))	(dB)	(dB)	(dB)	(dB(μV/m))	(dB(μV/m))	(dB)
<b>Peak data</b>								
5 149.98 <sup>1)</sup>	H	48.55	34.24	-27.12	-	55.67	74.00	18.33
<b>Average Data</b>								
5 149.98 <sup>1)</sup>	H	37.10	34.24	-27.12	0.88	45.10	54.00	8.90

**Average data**



Blank

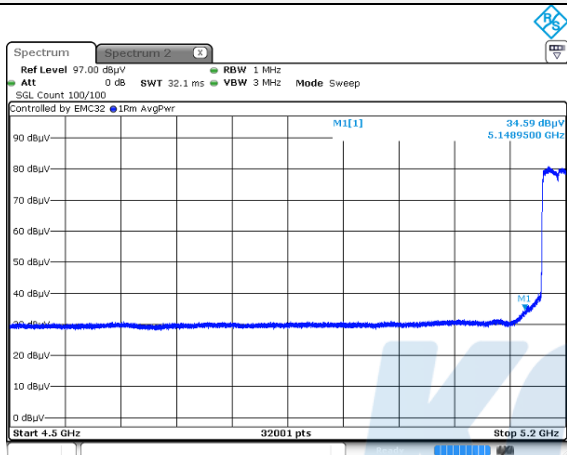
**Horizontal/Vertical for Band-edge**



**802.11ax\_HE40 SU mode\_ANT 2 Lowest Channel (5 190 MHz)**

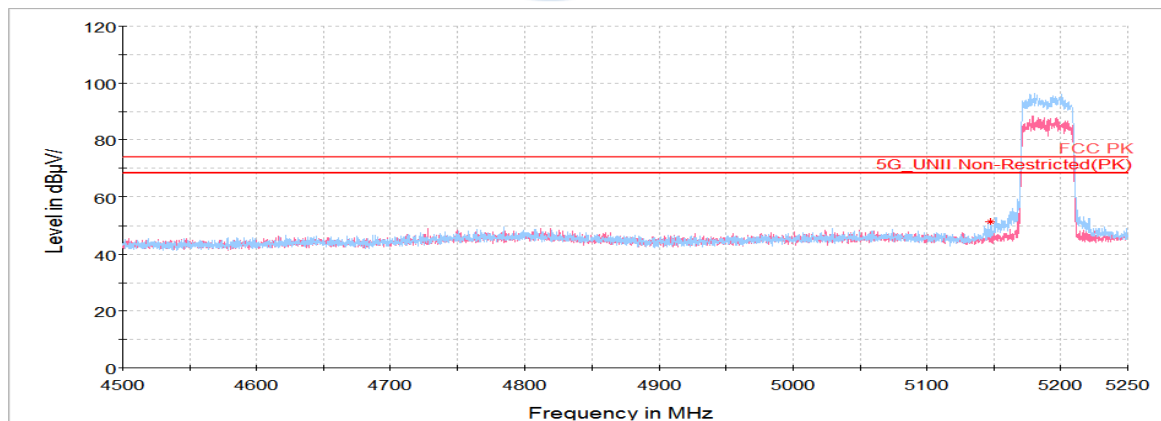
Frequency	Pol.	Reading	Ant. Factor	Amp.+Cable	DCF	Result	Limit	Margin
(MHz)	(V/H)	(dB(μV))	(dB)	(dB)	(dB)	(dB(μV/m))	(dB(μV/m))	(dB)
<b>Peak data</b>								
5 148.95 <sup>1)</sup>	H	44.43	34.24	-27.11	-	51.56	74.00	22.44
<b>Average Data</b>								
5 148.95 <sup>1)</sup>	H	34.59	34.24	-27.11	0.88	42.60	54.00	11.40

**Average data**



Blank

**Horizontal/Vertical for Band-edge**

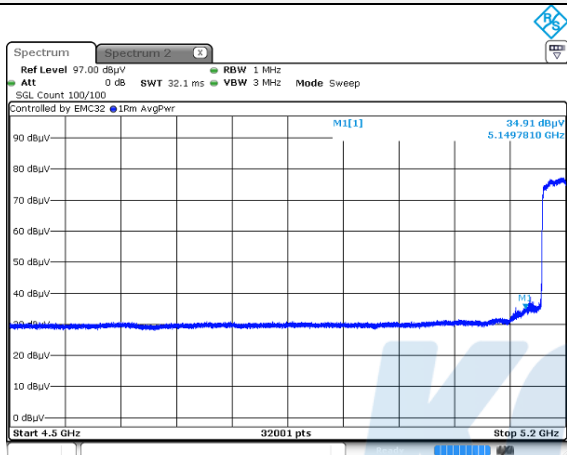




**802.11ax\_HE80 SU mode\_ANT 1 Middle Channel (5 210 MHz)**

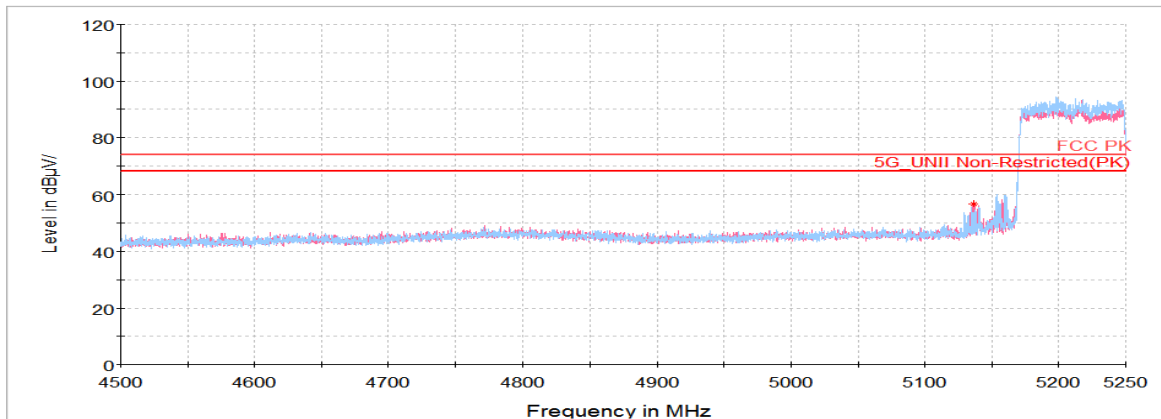
Frequency	Pol.	Reading	Ant. Factor	Amp.+Cable	DCF	Result	Limit	Margin
(MHz)	(V/H)	(dB(μV))	(dB)	(dB)	(dB)	(dB(μV/m))	(dB(μV/m))	(dB)
<b>Peak data</b>								
5 149.78 <sup>1)</sup>	H	49.36	34.24	-27.12	-	56.48	74.00	17.52
<b>Average Data</b>								
5 149.78 <sup>1)</sup>	H	34.91	34.24	-27.12	1.54	43.57	54.00	10.43

**Average data**



Blank

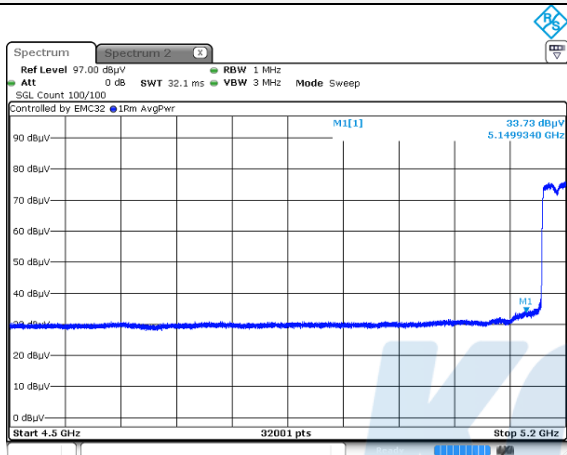
**Horizontal/Vertical for Band-edge**



**802.11ax\_HE80 SU mode\_ANT 2 Middle Channel (5 210 MHz)**

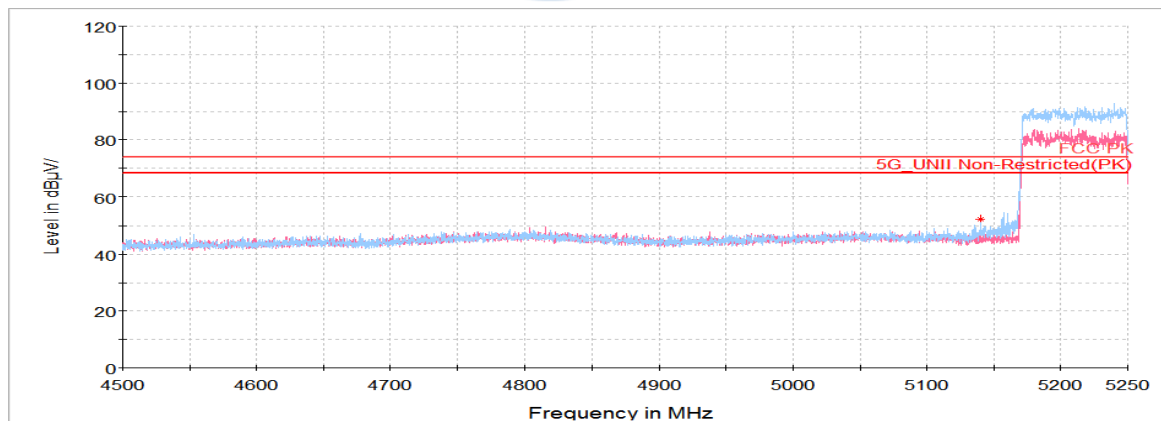
Frequency	Pol.	Reading	Ant. Factor	Amp.+Cable	DCF	Result	Limit	Margin
(MHz)	(V/H)	(dB(μV))	(dB)	(dB)	(dB)	(dB(μV/m))	(dB(μV/m))	(dB)
<b>Peak data</b>								
5 149.93 <sup>1)</sup>	H	45.08	34.24	-27.12	-	52.20	74.00	21.80
<b>Average Data</b>								
5 149.93 <sup>1)</sup>	H	33.73	34.24	-27.12	1.54	42.39	54.00	11.61

**Average data**



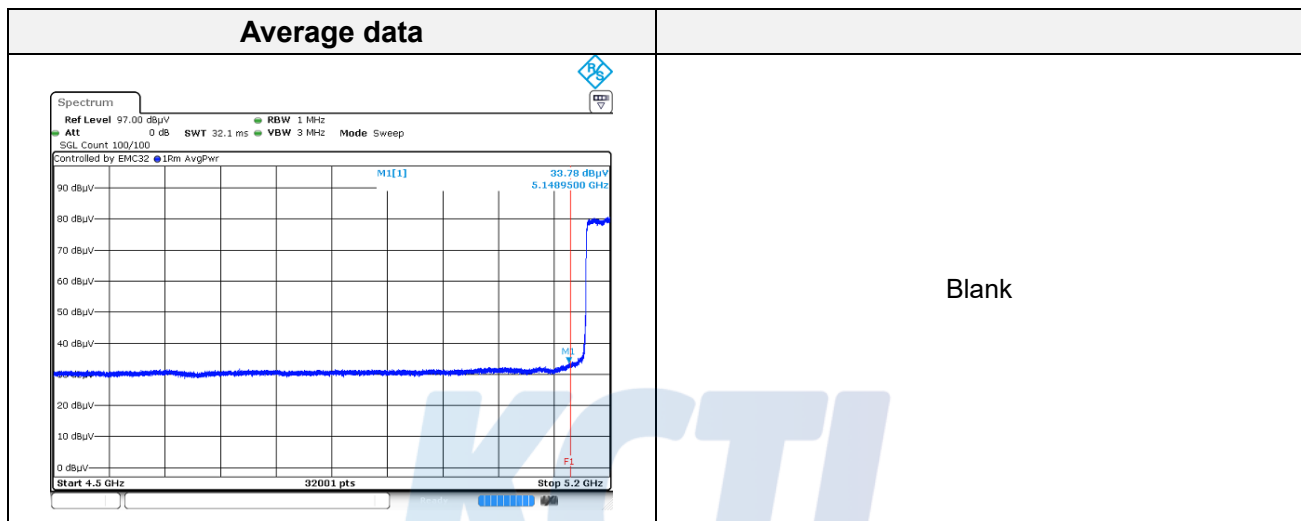
Blank

**Horizontal/Vertical for Band-edge**



**802.11ax\_RU mode (HE 80 / 484T / RU offset 65)\_ANT 1 Middle Channel (5 210 MHz)**

Frequency	Pol.	Reading	Ant. Factor	Amp.+Cable	DCF	Result	Limit	Margin
(MHz)	(V/H)	(dB(μV))	(dB)	(dB)	(dB)	(dB(μV/m))	(dB(μV/m))	(dB)
<b>Peak data</b>								
5 148.95 <sup>1)</sup>	H	50.05	34.24	-27.11	-	57.18	74.00	16.82
<b>Average Data</b>								
5 148.95 <sup>1)</sup>	H	33.78	34.24	-27.11	0.76	41.67	54.00	12.33

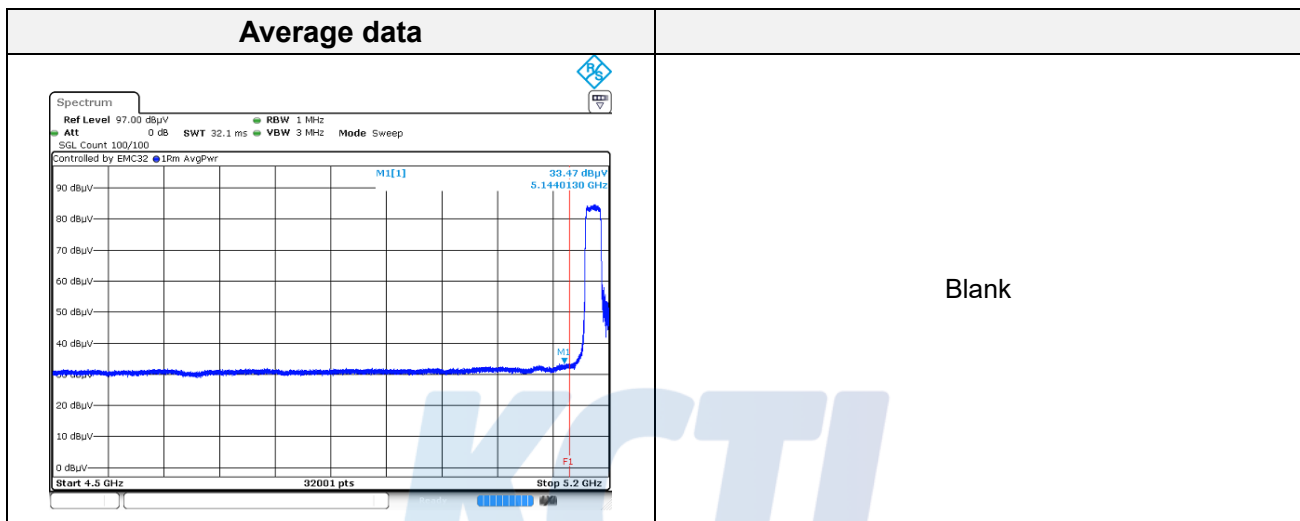


**802.11ax\_RU mode (HE 80 / 484T / RU offset 65)\_ANT 2 Middle Channel (5 210 MHz)**

Frequency	Pol.	Reading	Ant. Factor	Amp.+Cable	DCF	Result	Limit	Margin
(MHz)	(V/H)	(dB(μV))	(dB)	(dB)	(dB)	(dB(μV/m))	(dB(μV/m))	(dB)
<b>Peak data</b>								
5 148.38 <sup>1)</sup>	H	41.13	34.24	-27.11	-	48.26	74.00	25.74
<b>Average Data</b>								
No spurious emissions were detected within 20 dB of the limit.								

**802.11ax\_RU mode (HE 80 / 242T / RU offset 61)\_ANT 1 Middle Channel (5 210 MHz)**

Frequency	Pol.	Reading	Ant. Factor	Amp.+Cable	DCF	Result	Limit	Margin
(MHz)	(V/H)	(dB(μV))	(dB)	(dB)	(dB)	(dB(μV/m))	(dB(μV/m))	(dB)
<b>Peak data</b>								
5 144.01 <sup>1)</sup>	H	51.03	34.23	-27.08	-	58.18	74.00	15.82
<b>Average Data</b>								
5 144.01 <sup>1)</sup>	H	33.47	34.23	-27.08	0.61	41.23	54.00	12.77

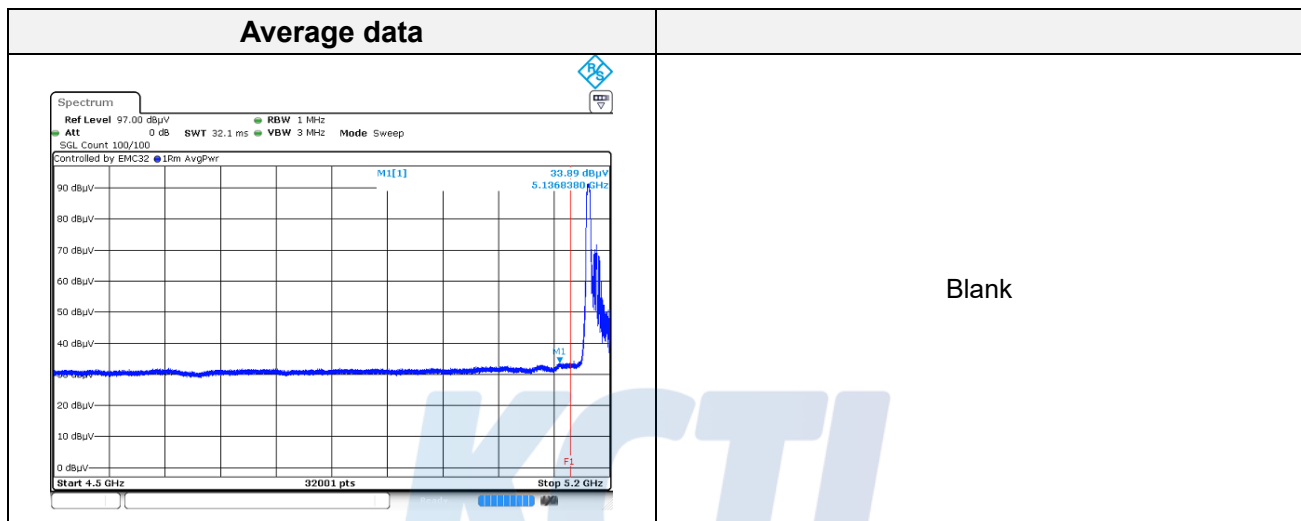


**802.11ax\_RU mode (HE 80 / 242T / RU offset 61)\_ANT 2 Middle Channel (5 210 MHz)**

Frequency	Pol.	Reading	Ant. Factor	Amp.+Cable	DCF	Result	Limit	Margin
(MHz)	(V/H)	(dB(μV))	(dB)	(dB)	(dB)	(dB(μV/m))	(dB(μV/m))	(dB)
<b>Peak data</b>								
5 148.38 <sup>1)</sup>	H	40.31	34.24	-27.11	-	47.44	74.00	26.56
<b>Average Data</b>								
No spurious emissions were detected within 20 dB of the limit.								

**802.11ax\_RU mode (HE 40 / 106T / RU offset 53)\_ANT 1 Lowest Channel (5 190 MHz)**

Frequency	Pol.	Reading	Ant. Factor	Amp.+Cable	DCF	Result	Limit	Margin
(MHz)	(V/H)	(dB(μV))	(dB)	(dB)	(dB)	(dB(μV/m))	(dB(μV/m))	(dB)
<b>Peak data</b>								
5 149.26 <sup>1)</sup>	H	50.66	34.24	-27.11	-	57.79	74.00	16.21
<b>Average Data</b>								
5 149.26 <sup>1)</sup>	H	32.94	34.24	-27.11	0.29	40.36	54.00	13.64

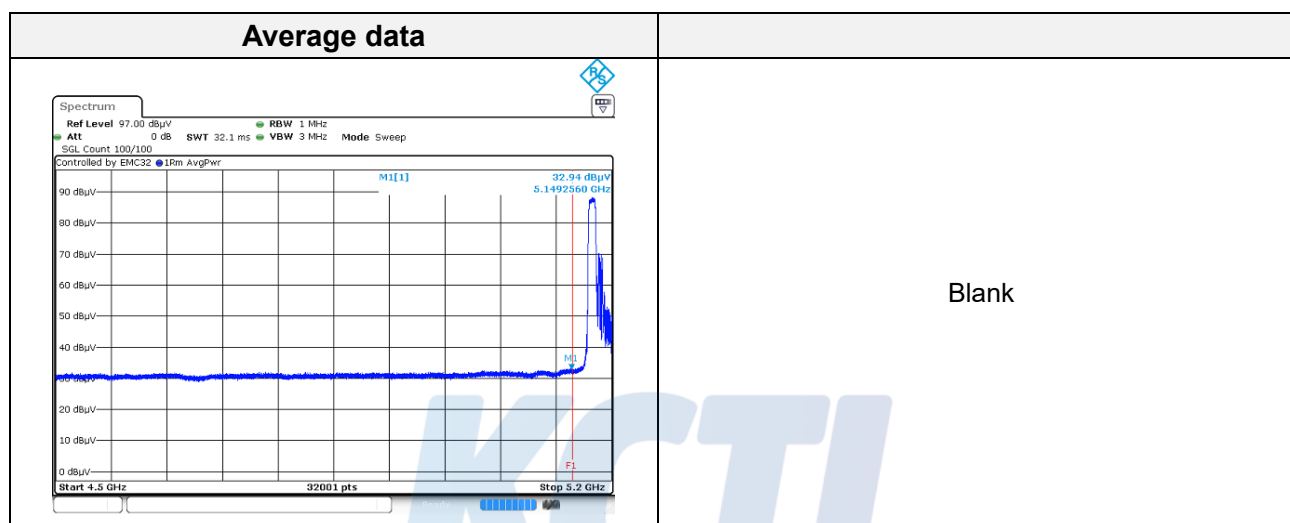


**802.11ax\_RU mode (HE 20 / 106T / RU offset 53)\_ANT 2 Lowest Channel (5 180 MHz)**

Frequency	Pol.	Reading	Ant. Factor	Amp.+Cable	DCF	Result	Limit	Margin
(MHz)	(V/H)	(dB(μV))	(dB)	(dB)	(dB)	(dB(μV/m))	(dB(μV/m))	(dB)
<b>Peak data</b>								
5 149.06 <sup>1)</sup>	H	40.90	34.24	-27.11	-	48.03	74.00	25.97
<b>Average Data</b>								
No spurious emissions were detected within 20 dB of the limit.								

**802.11ax\_RU mode (HE 80 / 52T / RU offset 37)\_ANT 1 Middle Channel (5 210 MHz)**

Frequency	Pol.	Reading	Ant. Factor	Amp.+Cable	DCF	Result	Limit	Margin
(MHz)	(V/H)	(dB(μV))	(dB)	(dB)	(dB)	(dB(μV/m))	(dB(μV/m))	(dB)
<b>Peak data</b>								
5 136.84 <sup>1)</sup>	H	50.49	34.22	-27.03	-	57.68	74.00	16.32
<b>Average Data</b>								
5 136.84 <sup>1)</sup>	H	33.89	34.22	-27.03	0.13	41.21	54.00	12.79

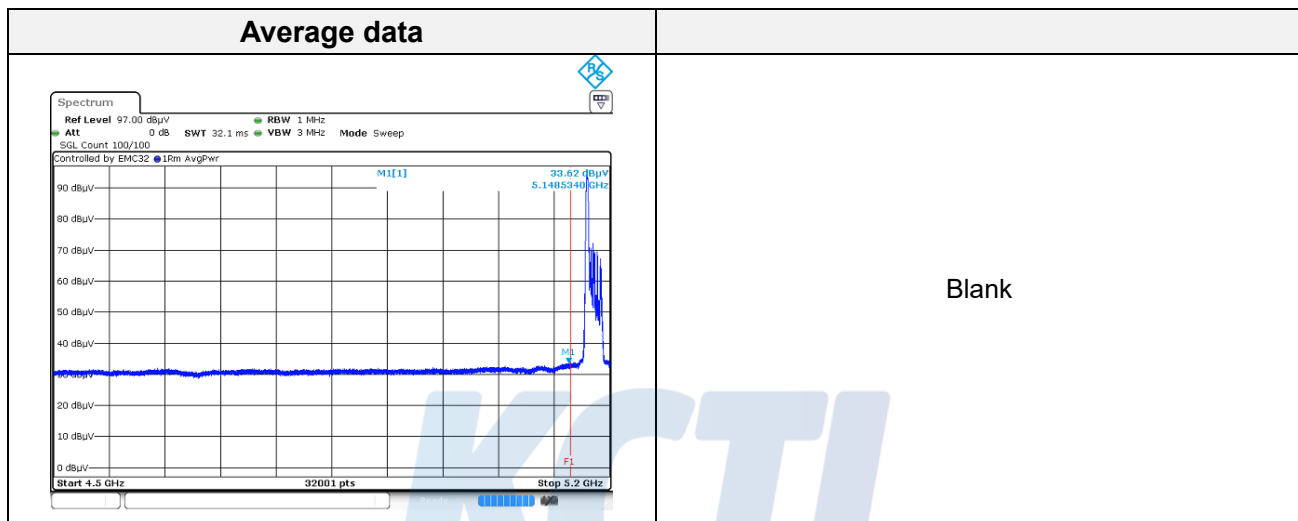


**802.11ax\_RU mode (HE 20 / 52T / RU offset 37)\_ANT 2 Lowest Channel (5 180 MHz)**

Frequency	Pol.	Reading	Ant. Factor	Amp.+Cable	DCF	Result	Limit	Margin
(MHz)	(V/H)	(dB(μV))	(dB)	(dB)	(dB)	(dB(μV/m))	(dB(μV/m))	(dB)
<b>Peak data</b>								
5 147.86 <sup>1)</sup>	H	40.93	34.24	-27.10	-	48.07	74.00	25.93
<b>Average Data</b>								
No spurious emissions were detected within 20 dB of the limit.								

**802.11ax\_RU mode (HE 20 / 26T / RU offset 0)\_ANT 1 Lowest Channel (5 180 MHz)**

Frequency	Pol.	Reading	Ant. Factor	Amp.+Cable	DCF	Result	Limit	Margin
(MHz)	(V/H)	(dB(μV))	(dB)	(dB)	(dB)	(dB(μV/m))	(dB(μV/m))	(dB)
<b>Peak data</b>								
5 148.53 <sup>1)</sup>	H	50.74	34.24	-27.11	-	57.87	74.00	16.13
<b>Average Data</b>								
5 148.53 <sup>1)</sup>	H	33.62	34.24	-27.11	0.10	40.85	54.00	13.15



**802.11ax\_RU mode (HE 20 / 26T / RU offset 0)\_ANT 2 Lowest Channel (5 180 MHz)**

Frequency	Pol.	Reading	Ant. Factor	Amp.+Cable	DCF	Result	Limit	Margin
(MHz)	(V/H)	(dB(μV))	(dB)	(dB)	(dB)	(dB(μV/m))	(dB(μV/m))	(dB)
<b>Peak data</b>								
5 148.55 <sup>1)</sup>	V	40.31	34.24	-27.11	-	47.44	74.00	26.56
<b>Average Data</b>								
No spurious emissions were detected within 20 dB of the limit.								

**UNII-1 1Tx (SISO) Harmonics and Spurious Emissions****802.11ax\_HE20 SU mode\_ANT 1 Lowest Channel (5 180 MHz)**

Frequency	Pol.	Reading	Ant. Factor	Amp.+Cable	DCF	Result	Limit	Margin
(MHz)	(V/H)	(dB( $\mu$ V))	(dB)	(dB)	(dB)	(dB( $\mu$ V/m))	(dB( $\mu$ V/m))	(dB)
<b>Peak data</b>								
10 355.38	V	60.38	37.26	-51.99	-	45.65	68.20	22.55
16 538.06	V	56.07	41.54	-45.28	-	52.33	68.20	15.87
<b>Average Data</b>								
No spurious emissions were detected within 20 dB of the limit								

**802.11ax\_HE20 SU mode\_ANT 1 Middle Channel (5 200 MHz)**

Frequency	Pol.	Reading	Ant. Factor	Amp.+Cable	DCF	Result	Limit	Margin
(MHz)	(V/H)	(dB( $\mu$ V))	(dB)	(dB)	(dB)	(dB( $\mu$ V/m))	(dB( $\mu$ V/m))	(dB)
<b>Peak data</b>								
10 403.53	H	62.08	37.30	-51.88	-	47.50	68.20	20.70
16 538.06	H	55.86	41.54	-45.28	-	52.12	68.20	16.08
<b>Average Data</b>								
No spurious emissions were detected within 20 dB of the limit								

**802.11ax\_HE20 SU mode\_ANT 1 Highest Channel (5 240 MHz)**

Frequency	Pol.	Reading	Ant. Factor	Amp.+Cable	DCF	Result	Limit	Margin
(MHz)	(V/H)	(dB( $\mu$ V))	(dB)	(dB)	(dB)	(dB( $\mu$ V/m))	(dB( $\mu$ V/m))	(dB)
<b>Peak data</b>								
10 475.05	V	60.83	37.38	-51.72	-	46.49	68.20	21.71
16 552.08	V	55.71	41.55	-45.33	-	51.93	68.20	16.27
<b>Average Data</b>								
No spurious emissions were detected within 20 dB of the limit								

**802.11ax\_HE20 SU mode\_ANT 2 Lowest Channel (5 180 MHz)**

Frequency	Pol.	Reading	Ant. Factor	Amp.+Cable	DCF	Result	Limit	Margin
(MHz)	(V/H)	(dB( $\mu$ V))	(dB)	(dB)	(dB)	(dB( $\mu$ V/m))	(dB( $\mu$ V/m))	(dB)
<b>Peak data</b>								
10 356.45	V	63.75	37.26	-51.99	-	49.02	68.20	19.18
16 786.75	V	57.30	41.79	-46.19	-	52.90	68.20	15.30
<b>Average Data</b>								
No spurious emissions were detected within 20 dB of the limit								



**802.11ax\_HE20 SU mode\_ANT 2 Middle Channel (5 200 MHz)**

Frequency	Pol.	Reading	Ant. Factor	Amp.+Cable	DCF	Result	Limit	Margin
(MHz)	(V/H)	(dB( $\mu$ V))	(dB)	(dB)	(dB)	(dB( $\mu$ V/m))	(dB( $\mu$ V/m))	(dB)
<b>Peak data</b>								
10 405.69	V	66.07	37.31	-51.88	-	51.50	68.20	16.70
16 564.66	H	56.69	41.56	-45.37	-	52.88	68.20	15.32
<b>Average Data</b>								
No spurious emissions were detected within 20 dB of the limit								

**802.11ax\_HE20 SU mode\_ANT 2 Highest Channel (5 240 MHz)**

Frequency	Pol.	Reading	Ant. Factor	Amp.+Cable	DCF	Result	Limit	Margin
(MHz)	(V/H)	(dB( $\mu$ V))	(dB)	(dB)	(dB)	(dB( $\mu$ V/m))	(dB( $\mu$ V/m))	(dB)
<b>Peak data</b>								
10 486.19	V	68.83	37.39	-51.70	-	54.52	68.20	13.68
16 538.06	V	55.95	41.54	-45.28	-	52.21	68.20	15.99
<b>Average Data</b>								
No spurious emissions were detected within 20 dB of the limit								

**802.11ax\_HE40 SU mode\_ANT 1 Lowest Channel (5 190 MHz)**

Frequency	Pol.	Reading	Ant. Factor	Amp.+Cable	DCF	Result	Limit	Margin
(MHz)	(V/H)	(dB( $\mu$ V))	(dB)	(dB)	(dB)	(dB( $\mu$ V/m))	(dB( $\mu$ V/m))	(dB)
<b>Peak data</b>								
10 410.00	V	59.24	37.31	-51.87	-	44.68	68.20	23.52
16 576.16	H	56.12	41.58	-45.42	-	52.28	68.20	15.92
<b>Average Data</b>								
No spurious emissions were detected within 20 dB of the limit								

**802.11ax\_HE40 SU mode\_ANT 1 Highest Channel (5 230 MHz)**

Frequency	Pol.	Reading	Ant. Factor	Amp.+Cable	DCF	Result	Limit	Margin
(MHz)	(V/H)	(dB( $\mu$ V))	(dB)	(dB)	(dB)	(dB( $\mu$ V/m))	(dB( $\mu$ V/m))	(dB)
<b>Peak data</b>								
10 464.98	V	58.90	37.36	-51.74	-	44.52	68.20	23.68
16 573.64	H	56.22	41.57	-45.41	-	52.38	68.20	15.82
<b>Average Data</b>								
No spurious emissions were detected within 20 dB of the limit								

**802.11ax\_HE40 SU mode\_ANT 2 Lowest Channel (5 190 MHz)**

Frequency	Pol.	Reading	Ant. Factor	Amp.+Cable	DCF	Result	Limit	Margin
(MHz)	(V/H)	(dB( $\mu$ V))	(dB)	(dB)	(dB)	(dB( $\mu$ V/m))	(dB( $\mu$ V/m))	(dB)
<b>Peak data</b>								
10 399.58	V	60.63	37.30	-51.89	-	46.04	68.20	22.16
16 564.30	H	56.74	41.56	-45.37	-	52.93	68.20	15.27
<b>Average Data</b>								
No spurious emissions were detected within 20 dB of the limit								

**802.11ax\_HE40 SU mode\_ANT 2 Highest Channel (5 230 MHz)**

Frequency	Pol.	Reading	Ant. Factor	Amp.+Cable	DCF	Result	Limit	Margin
(MHz)	(V/H)	(dB( $\mu$ V))	(dB)	(dB)	(dB)	(dB( $\mu$ V/m))	(dB( $\mu$ V/m))	(dB)
<b>Peak data</b>								
10 472.89	V	62.94	37.37	-51.73	-	48.58	68.20	19.62
16 549.56	V	55.73	41.55	-45.32	-	51.96	68.20	16.24
<b>Average Data</b>								
No spurious emissions were detected within 20 dB of the limit								

**802.11ax\_HE80 SU mode\_ANT 1 Middle Channel (5 210 MHz)**

Frequency	Pol.	Reading	Ant. Factor	Amp.+Cable	DCF	Result	Limit	Margin
(MHz)	(V/H)	(dB( $\mu$ V))	(dB)	(dB)	(dB)	(dB( $\mu$ V/m))	(dB( $\mu$ V/m))	(dB)
<b>Peak data</b>								
10 412.16	V	60.29	37.31	-51.86	-	45.74	68.20	22.46
16 530.88	V	55.59	41.53	-45.25	-	51.87	68.20	16.33
<b>Average Data</b>								
No spurious emissions were detected within 20 dB of the limit								

**802.11ax\_HE80 SU mode\_ANT 2 Middle Channel (5 210 MHz)**

Frequency	Pol.	Reading	Ant. Factor	Amp.+Cable	DCF	Result	Limit	Margin
(MHz)	(V/H)	(dB( $\mu$ V))	(dB)	(dB)	(dB)	(dB( $\mu$ V/m))	(dB( $\mu$ V/m))	(dB)
<b>Peak data</b>								
11 387.14 <sup>1)</sup>	V	59.59	37.93	-50.16	-	47.36	74.00	26.64
16 537.34	V	55.86	41.54	-45.27	-	52.13	68.20	16.07
<b>Average Data</b>								
No spurious emissions were detected within 20 dB of the limit								

**802.11ax\_RU mode (HE 20 / 26T / RU offset 0)\_ANT 1 Lowest Channel (5 180 MHz)**

Frequency	Pol.	Reading	Ant. Factor	Amp.+Cable	DCF	Result	Limit	Margin
(MHz)	(V/H)	(dB( $\mu$ V))	(dB)	(dB)	(dB)	(dB( $\mu$ V/m))	(dB( $\mu$ V/m))	(dB)
<b>Peak data</b>								
10 343.16	V	65.04	37.24	-52.02	-	50.26	68.20	17.94
16 544.89	V	56.37	41.54	-45.30	-	52.61	68.20	15.59
<b>Average Data</b>								
No spurious emissions were detected within 20 dB of the limit								

**802.11ax\_RU mode (HE 20 / 26T / RU offset 0)\_ANT 1 Middle Channel (5 200 MHz)**

Frequency	Pol.	Reading	Ant. Factor	Amp.+Cable	DCF	Result	Limit	Margin
(MHz)	(V/H)	(dB( $\mu$ V))	(dB)	(dB)	(dB)	(dB( $\mu$ V/m))	(dB( $\mu$ V/m))	(dB)
<b>Peak data</b>								
10 382.69	V	66.11	37.28	-51.93	-	51.46	68.20	16.74
16 559.63	V	56.28	41.56	-45.36	-	52.48	68.20	15.72
<b>Average Data</b>								
No spurious emissions were detected within 20 dB of the limit								

**802.11ax\_RU mode (HE 20 / 26T / RU offset 8)\_ANT 1 Highest Channel (5 240 MHz)**

Frequency	Pol.	Reading	Ant. Factor	Amp.+Cable	DCF	Result	Limit	Margin
(MHz)	(V/H)	(dB( $\mu$ V))	(dB)	(dB)	(dB)	(dB( $\mu$ V/m))	(dB( $\mu$ V/m))	(dB)
<b>Peak data</b>								
10 497.33	V	67.52	37.40	-51.67	-	53.25	68.20	14.95
16 540.58	V	56.33	41.54	-45.29	-	52.58	68.20	15.62
<b>Average Data</b>								
No spurious emissions were detected within 20 dB of the limit								

**802.11ax\_RU mode (HE 20 / 26T / RU offset 8)\_ANT 2 Lowest Channel (5 180 MHz)**

Frequency	Pol.	Reading	Ant. Factor	Amp.+Cable	DCF	Result	Limit	Margin
(MHz)	(V/H)	(dB( $\mu$ V))	(dB)	(dB)	(dB)	(dB( $\mu$ V/m))	(dB( $\mu$ V/m))	(dB)
<b>Peak data</b>								
10 377.30	V	67.18	37.28	-51.94	-	52.52	68.20	15.68
16 577.59	H	56.79	41.58	-45.42	-	52.95	68.20	15.25
<b>Average Data</b>								
No spurious emissions were detected within 20 dB of the limit								

**802.11ax\_RU mode (HE 20 / 26T / RU offset 0)\_ANT 2 Middle Channel (5 200 MHz)**

Frequency	Pol.	Reading	Ant. Factor	Amp.+Cable	DCF	Result	Limit	Margin
(MHz)	(V/H)	(dB( $\mu$ V))	(dB)	(dB)	(dB)	(dB( $\mu$ V/m))	(dB( $\mu$ V/m))	(dB)
<b>Peak data</b>								
10 384.13	V	63.17	37.28	-51.93	-	48.52	68.20	19.68
16 548.48	V	57.04	41.55	-45.32	-	53.27	68.20	14.93
<b>Average Data</b>								
No spurious emissions were detected within 20 dB of the limit								

**802.11ax\_RU mode (HE 20 / 26T / RU offset 8)\_ANT 2 Highest Channel (5 240 MHz)**

Frequency	Pol.	Reading	Ant. Factor	Amp.+Cable	DCF	Result	Limit	Margin
(MHz)	(V/H)	(dB( $\mu$ V))	(dB)	(dB)	(dB)	(dB( $\mu$ V/m))	(dB( $\mu$ V/m))	(dB)
<b>Peak data</b>								
10 496.61	V	68.04	37.40	-51.67	-	53.77	68.20	14.43
16 530.52	V	56.01	41.53	-45.25	-	52.29	68.20	15.91
<b>Average Data</b>								
No spurious emissions were detected within 20 dB of the limit								

**802.11ax\_RU mode (HE 40 / 26T / RU offset 0)\_ANT 1 Lowest Channel (5 190 MHz)**

Frequency	Pol.	Reading	Ant. Factor	Amp.+Cable	DCF	Result	Limit	Margin
(MHz)	(V/H)	(dB( $\mu$ V))	(dB)	(dB)	(dB)	(dB( $\mu$ V/m))	(dB( $\mu$ V/m))	(dB)
<b>Peak data</b>								
10 383.05	V	66.73	37.28	-51.93	-	52.08	68.20	16.12
16 546.69	H	56.09	41.55	-45.31	-	52.33	68.20	15.87
<b>Average Data</b>								
No spurious emissions were detected within 20 dB of the limit								

**802.11ax\_RU mode (HE 40 / 26T / RU offset 9)\_ANT 1 Highest Channel (5 230 MHz)**

Frequency	Pol.	Reading	Ant. Factor	Amp.+Cable	DCF	Result	Limit	Margin
(MHz)	(V/H)	(dB( $\mu$ V))	(dB)	(dB)	(dB)	(dB( $\mu$ V/m))	(dB( $\mu$ V/m))	(dB)
<b>Peak data</b>								
10 462.11	V	66.41	37.36	-51.75	-	52.02	68.20	16.18
16 547.77	V	55.81	41.55	-45.31	-	52.05	68.20	16.15
<b>Average Data</b>								
No spurious emissions were detected within 20 dB of the limit								

**802.11ax\_RU mode (HE 40 / 26T / RU offset 9)\_ANT 2 Lowest Channel (5 190 MHz)**

Frequency	Pol.	Reading	Ant. Factor	Amp.+Cable	DCF	Result	Limit	Margin
(MHz)	(V/H)	(dB( $\mu$ V))	(dB)	(dB)	(dB)	(dB( $\mu$ V/m))	(dB( $\mu$ V/m))	(dB)
<b>Peak data</b>								
10 381.97	V	62.14	37.28	-51.93	-	47.49	68.20	20.71
16 753.33	H	56.54	41.75	-46.07	-	52.22	68.20	15.98
<b>Average Data</b>								
No spurious emissions were detected within 20 dB of the limit								

**802.11ax\_RU mode (HE 40 / 26T / RU offset 9)\_ANT 2 Highest Channel (5 230 MHz)**

Frequency	Pol.	Reading	Ant. Factor	Amp.+Cable	DCF	Result	Limit	Margin
(MHz)	(V/H)	(dB( $\mu$ V))	(dB)	(dB)	(dB)	(dB( $\mu$ V/m))	(dB( $\mu$ V/m))	(dB)
<b>Peak data</b>								
10 462.11	V	66.96	37.36	-51.75	-	52.57	68.20	15.63
16 565.02	V	55.82	41.57	-45.38	-	52.01	68.20	16.19
<b>Average Data</b>								
No spurious emissions were detected within 20 dB of the limit								

**802.11ax\_RU mode (HE 80 / 26T / RU offset 0)\_ANT 1 Middle Channel (5 210 MHz)**

Frequency	Pol.	Reading	Ant. Factor	Amp.+Cable	DCF	Result	Limit	Margin
(MHz)	(V/H)	(dB( $\mu$ V))	(dB)	(dB)	(dB)	(dB( $\mu$ V/m))	(dB( $\mu$ V/m))	(dB)
<b>Peak data</b>								
10 344.23	V	65.14	37.24	-52.02	-	50.36	68.20	17.84
16 531.59	V	56.15	41.53	-45.25	-	52.43	68.20	15.77
<b>Average Data</b>								
No spurious emissions were detected within 20 dB of the limit								

**802.11ax\_RU mode (HE 80 / 26T / RU offset 0)\_ANT 2 Middle Channel (5 210 MHz)**

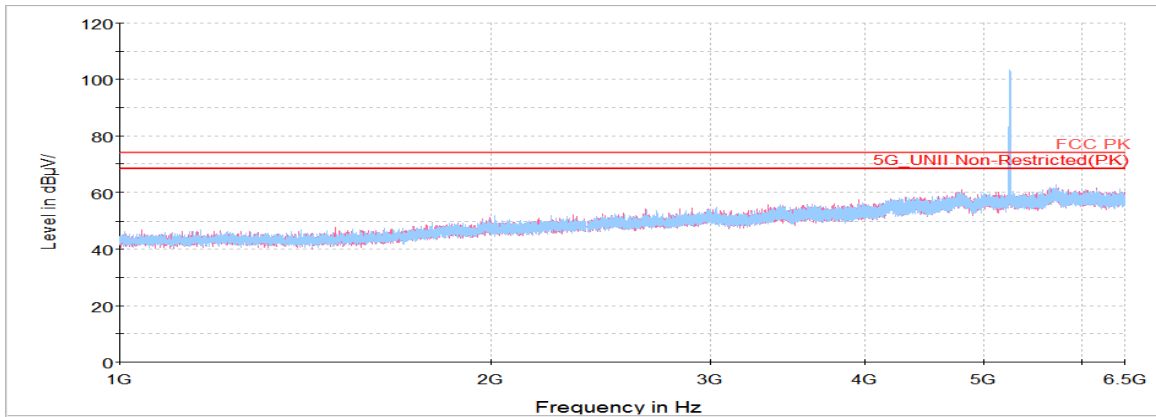
Frequency	Pol.	Reading	Ant. Factor	Amp.+Cable	DCF	Result	Limit	Margin
(MHz)	(V/H)	(dB( $\mu$ V))	(dB)	(dB)	(dB)	(dB( $\mu$ V/m))	(dB( $\mu$ V/m))	(dB)
<b>Peak data</b>								
10 344.23	V	64.09	37.24	-52.02	-	49.31	68.20	18.89
16 729.61	V	55.94	41.73	-45.98	-	51.69	68.20	16.51
<b>Average Data</b>								
No spurious emissions were detected within 20 dB of the limit								

**Plot of Harmonics and Spurious Emissions**

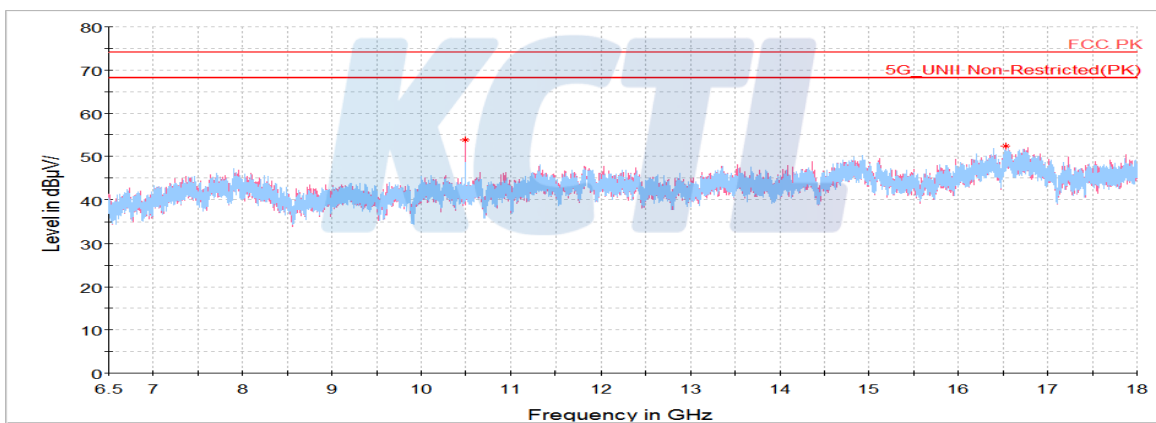
In order to simplify the report, attached plots were only the lowest margin condition

**UNII-1\_802.11ax\_RU mode (HE 20 / 26T / RU offset 8)\_ANT 2 Highest Channel (5 240 MHz)**

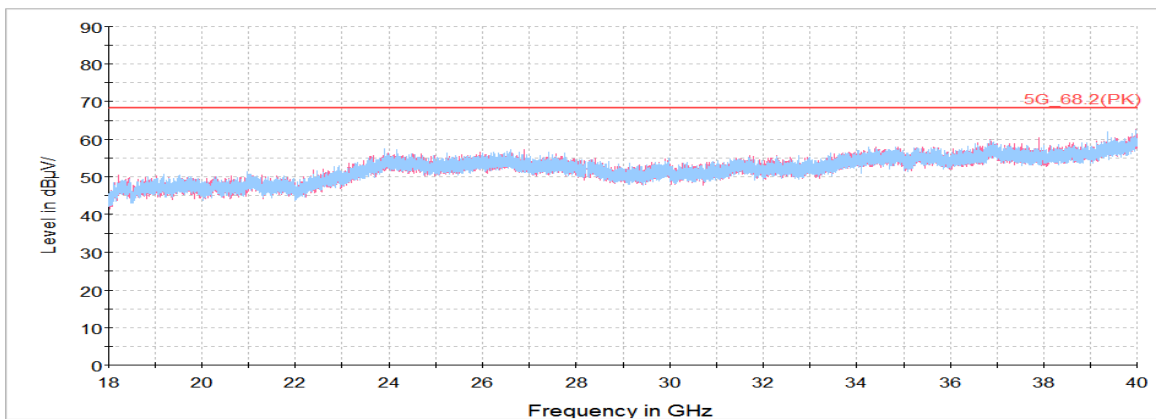
**Horizontal/Vertical for 1 GHz ~ 6.5 GHz**



**Horizontal/Vertical for 6.5 GHz ~ 18 GHz**

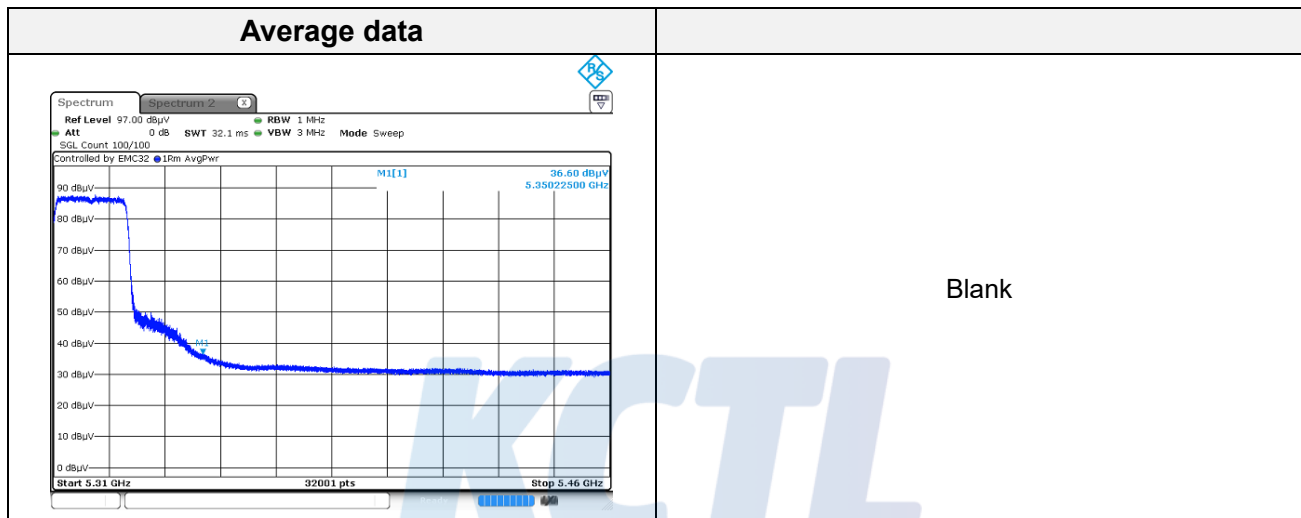


**Horizontal/Vertical for 18 GHz ~ 40 GHz**

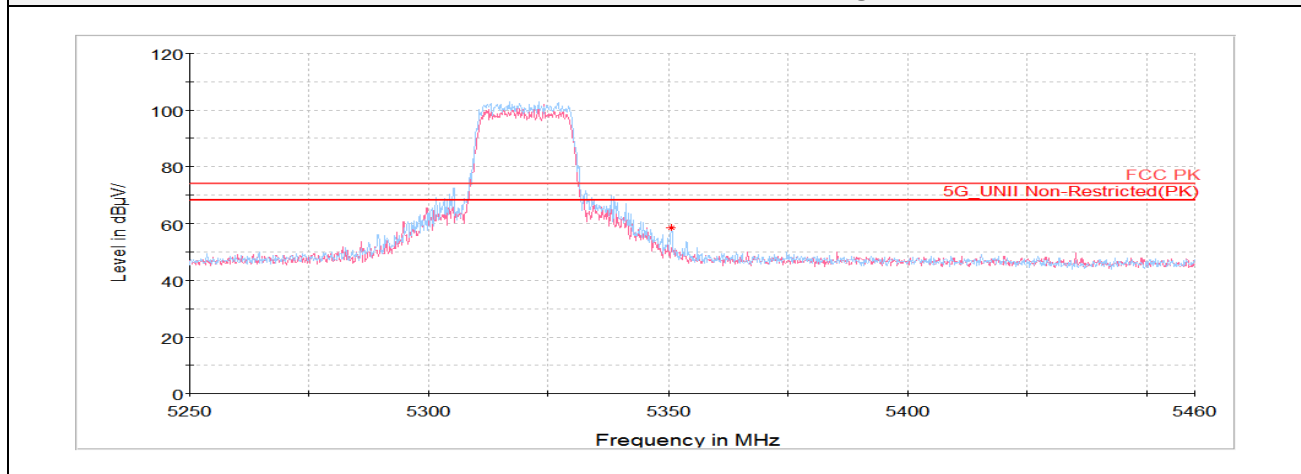


**UNII-2A 1Tx (SISO) Restricted Bandedge (Highest Channel)**  
**802.11ax\_HE20 SU mode\_ANT 1 Highest Channel (5 320 MHz)**

Frequency	Pol.	Reading	Ant. Factor	Amp.+Cable	DCF	Result	Limit	Margin
(MHz)	(V/H)	(dB(μV))	(dB)	(dB)	(dB)	(dB(μV/m))	(dB(μV/m))	(dB)
<b>Peak data</b>								
5 350.23 <sup>1)</sup>	H	50.54	34.56	-26.84	-	58.26	74.00	15.74
<b>Average Data</b>								
5 350.23 <sup>1)</sup>	H	36.60	34.56	-26.84	0.60	44.92	54.00	9.08

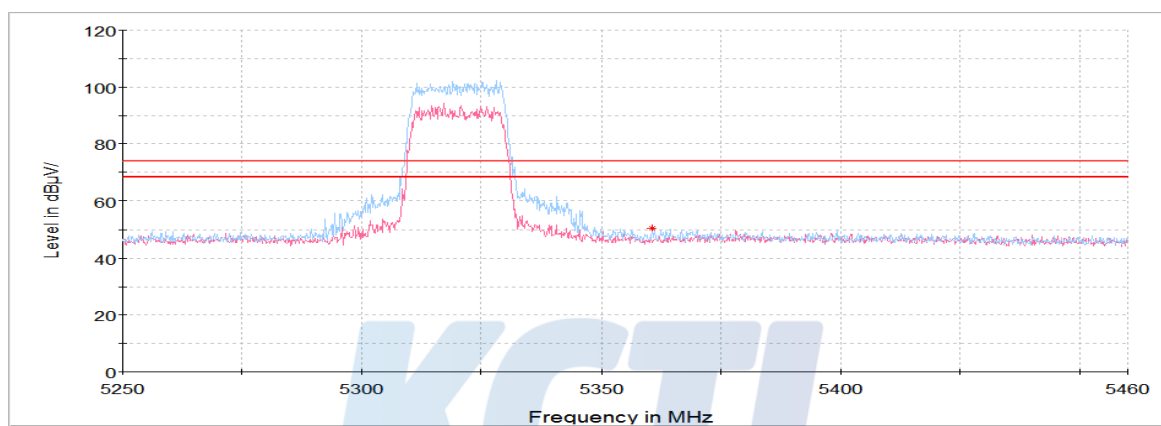


**Horizontal/Vertical for Band-edge**



**802.11ax\_HE20 SU mode\_ANT 2 Highest Channel (5 320 MHz)**

Frequency	Pol.	Reading	Ant. Factor	Amp.+Cable	DCF	Result	Limit	Margin
(MHz)	(V/H)	(dB( $\mu$ V))	(dB)	(dB)	(dB)	(dB( $\mu$ V/m))	(dB( $\mu$ V/m))	(dB)
<b>Peak data</b>								
5 360.64 <sup>1)</sup>	H	42.72	34.58	-26.82	-	50.48	74.00	23.52
<b>Average Data</b>								
No spurious emissions were detected within 20 dB of the limit								

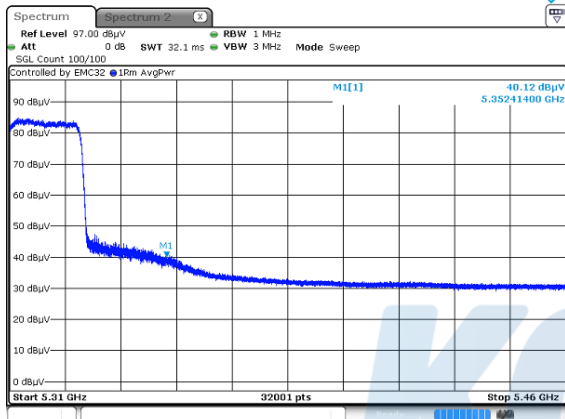
**Horizontal/Vertical for Band-edge**



**802.11ax\_HE40 SU mode\_ANT 1 Highest Channel (5 310 MHz)**

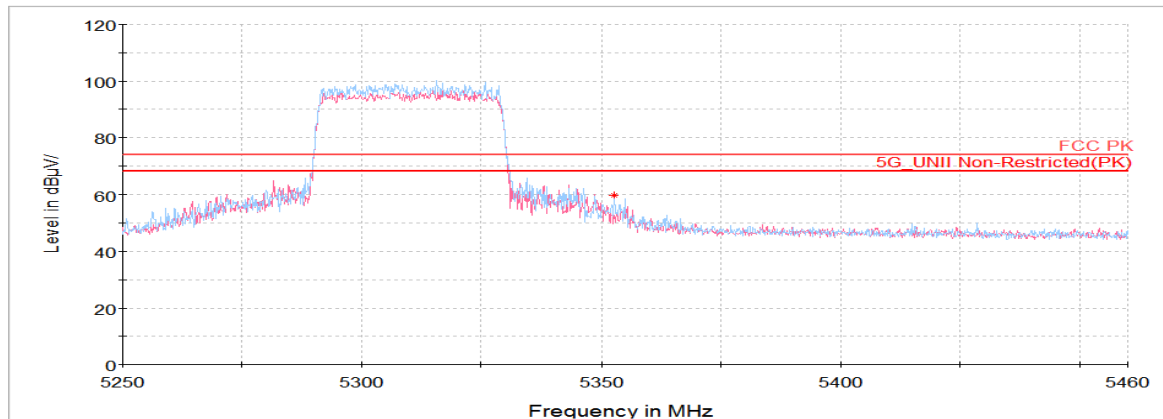
Frequency	Pol.	Reading	Ant. Factor	Amp.+Cable	DCF	Result	Limit	Margin
(MHz)	(V/H)	(dB(μV))	(dB)	(dB)	(dB)	(dB(μV/m))	(dB(μV/m))	(dB)
<b>Peak data</b>								
5 352.41 <sup>1)</sup>	H	51.86	34.56	-26.84	-	59.58	74.00	14.42
<b>Average Data</b>								
5 352.41 <sup>1)</sup>	H	40.12	34.56	-26.84	0.88	48.72	54.00	5.28

**Average data**



Blank

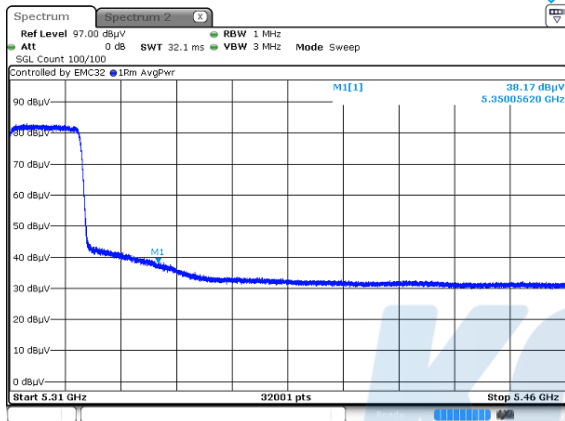
**Horizontal/Vertical for Band-edge**



**802.11ax\_HE40 SU mode\_ANT 2 Highest Channel (5 310 MHz)**

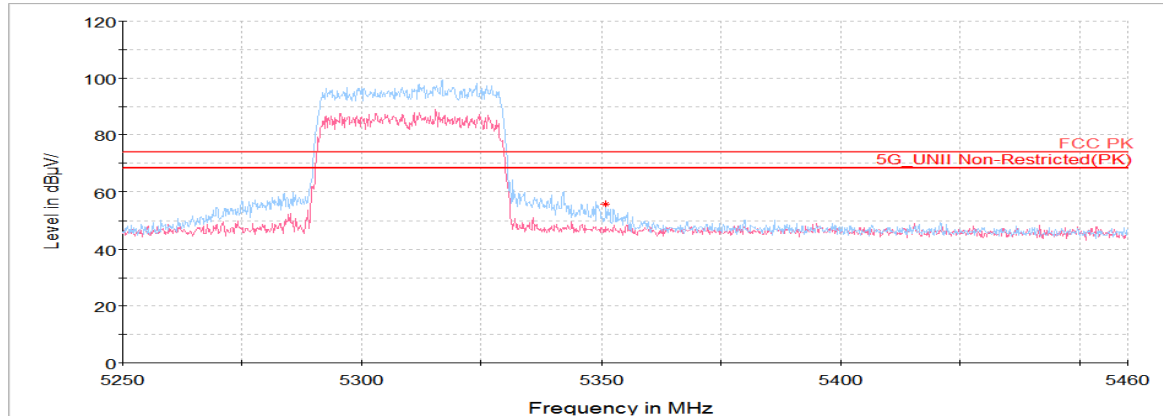
Frequency	Pol.	Reading	Ant. Factor	Amp.+Cable	DCF	Result	Limit	Margin
(MHz)	(V/H)	(dB(μV))	(dB)	(dB)	(dB)	(dB(μV/m))	(dB(μV/m))	(dB)
<b>Peak data</b>								
5 350.06 <sup>1)</sup>	H	47.75	34.56	-26.84	-	55.47	74.00	18.53
<b>Average Data</b>								
5 350.06 <sup>1)</sup>	H	38.17	34.56	-26.84	0.88	46.77	54.00	7.23

**Average data**



Blank

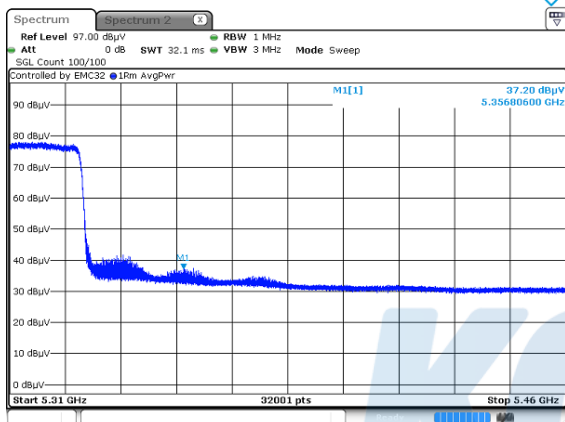
**Horizontal/Vertical for Band-edge**



**802.11ax\_HE80 SU mode\_ANT 1 Middle Channel (5 290 MHz)**

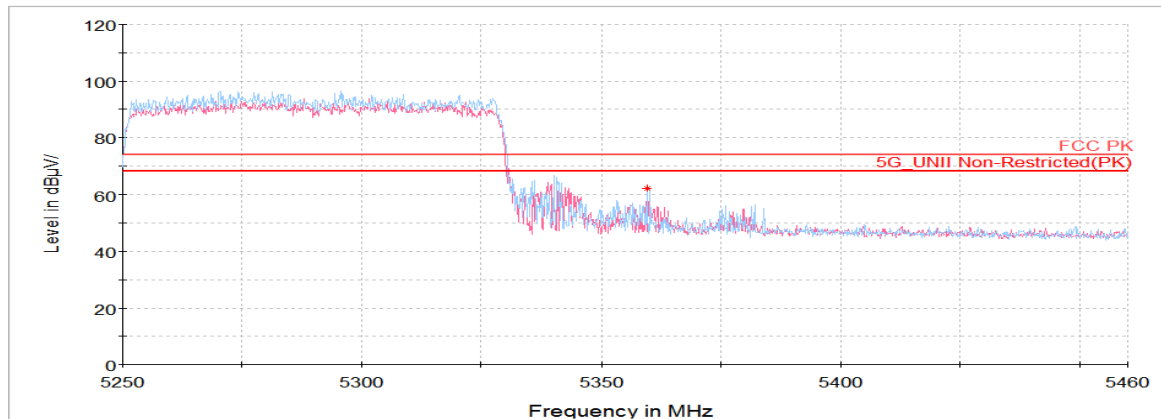
Frequency	Pol.	Reading	Ant. Factor	Amp.+Cable	DCF	Result	Limit	Margin
(MHz)	(V/H)	(dB(μV))	(dB)	(dB)	(dB)	(dB(μV/m))	(dB(μV/m))	(dB)
<b>Peak data</b>								
5 356.81 <sup>1)</sup>	H	54.33	34.57	-26.83	-	62.07	74.00	11.93
<b>Average Data</b>								
5 356.81 <sup>1)</sup>	H	37.20	34.57	-26.83	1.54	46.48	54.00	7.52

**Average data**



Blank

**Horizontal/Vertical for Band-edge**



**802.11ax\_HE80 SU mode\_ANT 2 Middle Channel (5 290 MHz)**

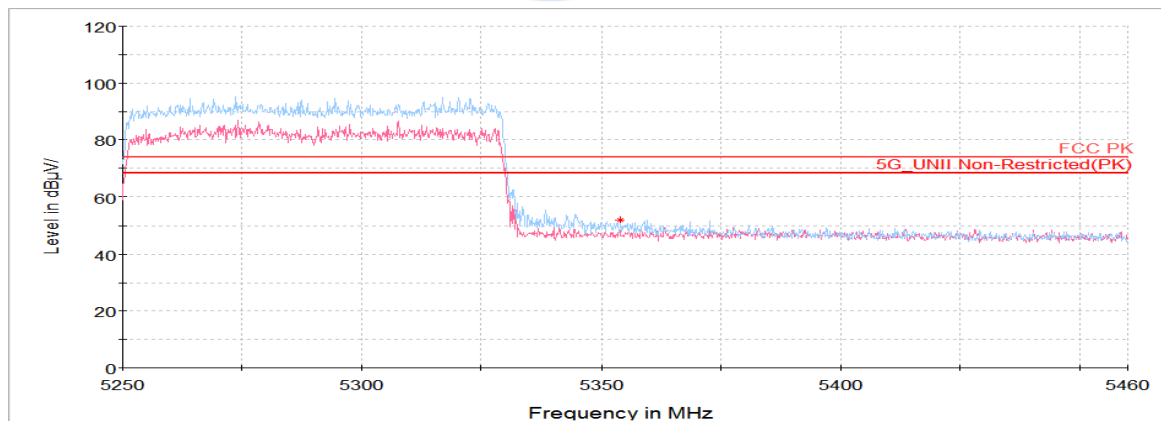
Frequency	Pol.	Reading	Ant. Factor	Amp.+Cable	DCF	Result	Limit	Margin
(MHz)	(V/H)	(dB(μV))	(dB)	(dB)	(dB)	(dB(μV/m))	(dB(μV/m))	(dB)
<b>Peak data</b>								
5 350.01 <sup>1)</sup>	H	44.38	34.56	-26.84	-	52.10	74.00	21.90
<b>Average Data</b>								
5 350.01 <sup>1)</sup>	H	36.54	34.56	-26.84	1.54	45.80	54.00	8.20

**Average data**



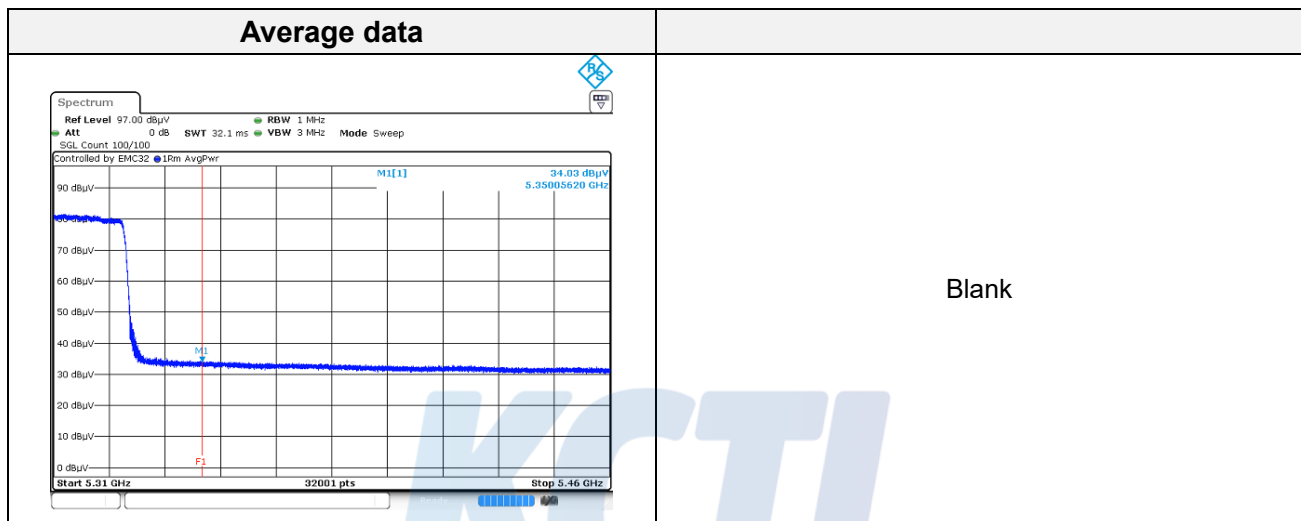
Blank

**Horizontal/Vertical for Band-edge**



**802.11ax\_RU mode (HE 80 / 484T / RU offset 66)\_ANT 1 Middle Channel (5 290 MHz)**

Frequency	Pol.	Reading	Ant. Factor	Amp.+Cable	DCF	Result	Limit	Margin
(MHz)	(V/H)	(dB(μV))	(dB)	(dB)	(dB)	(dB(μV/m))	(dB(μV/m))	(dB)
<b>Peak data</b>								
5 350.06 <sup>1)</sup>	V	51.92	34.56	-26.84	-	59.64	74.00	14.36
<b>Average Data</b>								
5 350.06 <sup>1)</sup>	H	34.03	34.56	-26.84	0.76	42.51	54.00	11.49

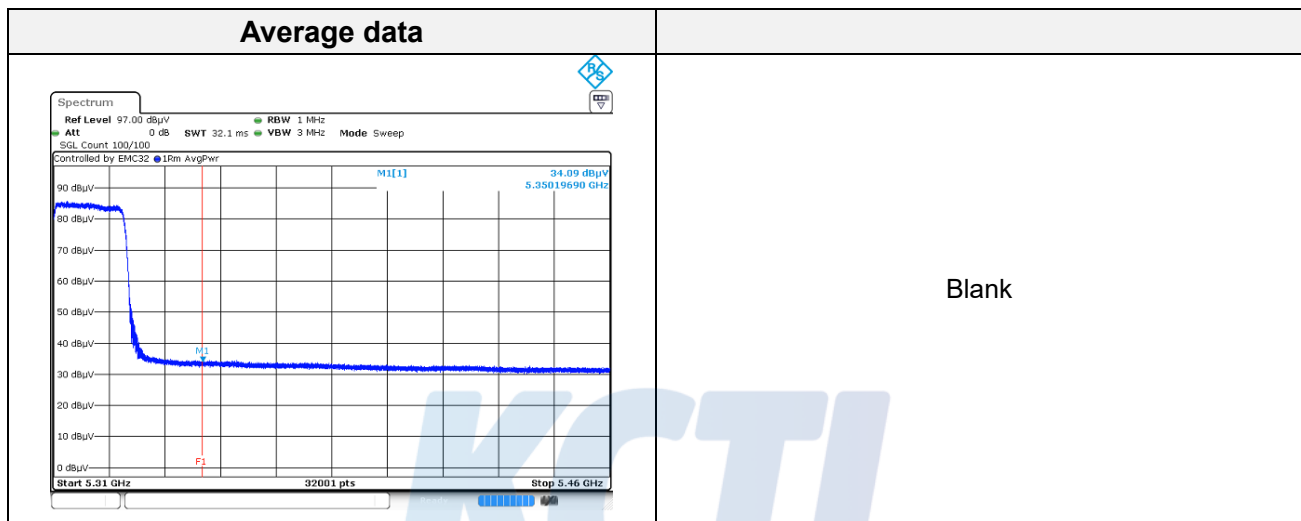


**802.11ax\_RU mode (HE 80 / 484T / RU offset 66)\_ANT 2 Middle Channel (5 290 MHz)**

Frequency	Pol.	Reading	Ant. Factor	Amp.+Cable	DCF	Result	Limit	Margin
(MHz)	(V/H)	(dB(μV))	(dB)	(dB)	(dB)	(dB(μV/m))	(dB(μV/m))	(dB)
<b>Peak data</b>								
5 358.06 <sup>1)</sup>	H	42.70	34.57	-26.82	-	50.45	74.00	23.55
<b>Average Data</b>								
No spurious emissions were detected within 20 dB of the limit								

**802.11ax\_RU mode (HE 80 / 242T / RU offset 64)\_ANT 1 Middle Channel (5 290 MHz)**

Frequency	Pol.	Reading	Ant. Factor	Amp.+Cable	DCF	Result	Limit	Margin
(MHz)	(V/H)	(dB(μV))	(dB)	(dB)	(dB)	(dB(μV/m))	(dB(μV/m))	(dB)
<b>Peak data</b>								
5 350.20 <sup>1)</sup>	V	51.39	34.56	-26.84	-	59.11	74.00	14.89
<b>Average Data</b>								
5 350.20 <sup>1)</sup>	H	34.09	34.56	-26.84	0.61	42.42	54.00	11.58

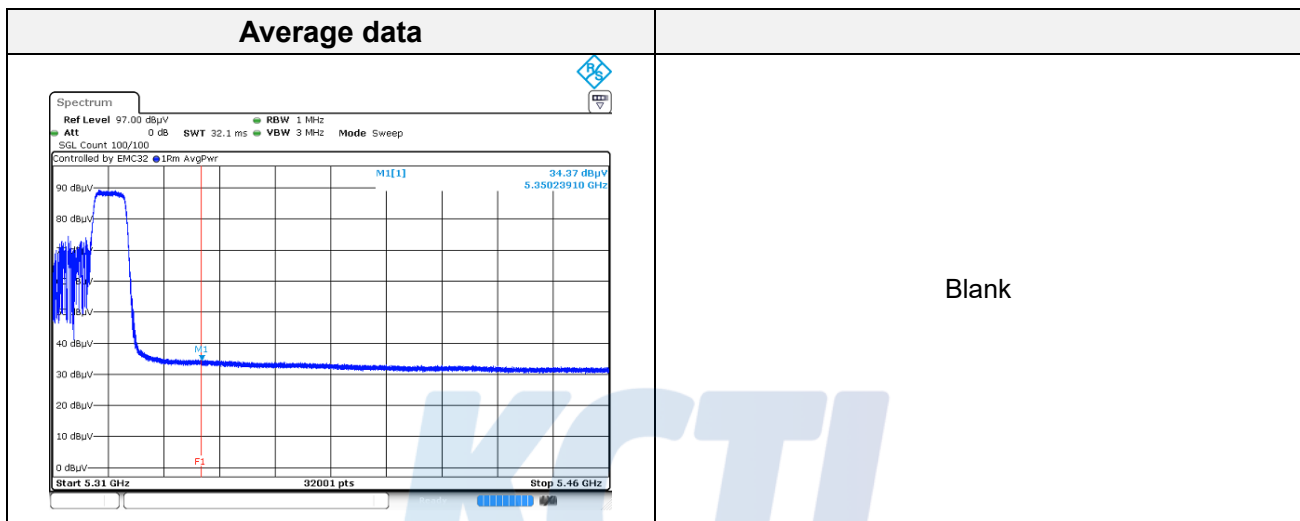


**802.11ax\_RU mode (HE 80 / 242T / RU offset 64)\_ANT 2 Middle Channel (5 290 MHz)**

Frequency	Pol.	Reading	Ant. Factor	Amp.+Cable	DCF	Result	Limit	Margin
(MHz)	(V/H)	(dB(μV))	(dB)	(dB)	(dB)	(dB(μV/m))	(dB(μV/m))	(dB)
<b>Peak data</b>								
5 350.84 <sup>1)</sup>	V	40.04	34.56	-26.84	-	47.76	74.00	26.24
<b>Average Data</b>								
No spurious emissions were detected within 20 dB of the limit								

**802.11ax\_RU mode (HE 20 / 106T / RU offset 54)\_ANT 1 Highest Channel (5 320 MHz)**

Frequency	Pol.	Reading	Ant. Factor	Amp.+Cable	DCF	Result	Limit	Margin
(MHz)	(V/H)	(dB(μV))	(dB)	(dB)	(dB)	(dB(μV/m))	(dB(μV/m))	(dB)
<b>Peak data</b>								
5 350.50 <sup>1)</sup>	V	52.10	34.56	-26.84	-	59.82	74.00	14.18
<b>Average Data</b>								
5 350.24 <sup>1)</sup>	H	34.37	34.56	-26.84	0.19	42.28	54.00	11.72

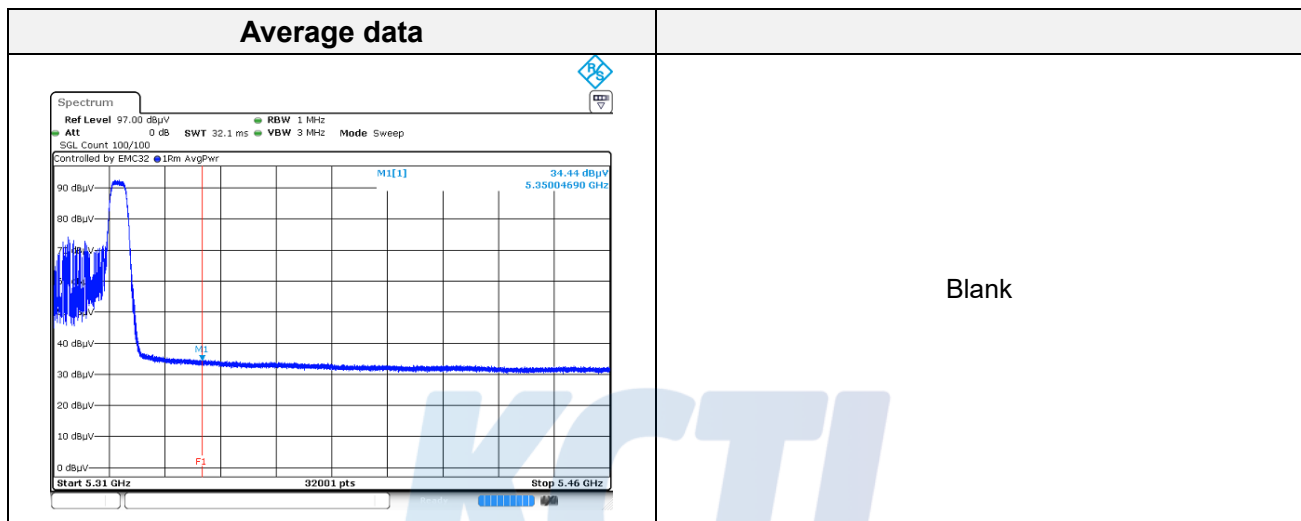


**802.11ax\_RU mode (HE 40 / 106T / RU offset 56)\_ANT 2 Highest Channel (5 310 MHz)**

Frequency	Pol.	Reading	Ant. Factor	Amp.+Cable	DCF	Result	Limit	Margin
(MHz)	(V/H)	(dB(μV))	(dB)	(dB)	(dB)	(dB(μV/m))	(dB(μV/m))	(dB)
<b>Peak data</b>								
5 350.33 <sup>1)</sup>	H	41.18	34.56	-26.84	-	48.90	74.00	25.10
<b>Average Data</b>								
No spurious emissions were detected within 20 dB of the limit								

**802.11ax\_RU mode (HE 20 / 52T / RU offset 40)\_ANT 1 Highest Channel (5 320 MHz)**

Frequency	Pol.	Reading	Ant. Factor	Amp.+Cable	DCF	Result	Limit	Margin
(MHz)	(V/H)	(dB(μV))	(dB)	(dB)	(dB)	(dB(μV/m))	(dB(μV/m))	(dB)
<b>Peak data</b>								
5 350.05 <sup>1)</sup>	H	53.26	34.56	-26.84	-	60.98	74.00	13.02
<b>Average Data</b>								
5 350.05 <sup>1)</sup>	H	34.44	34.56	-26.84	0.10	42.26	54.00	11.74



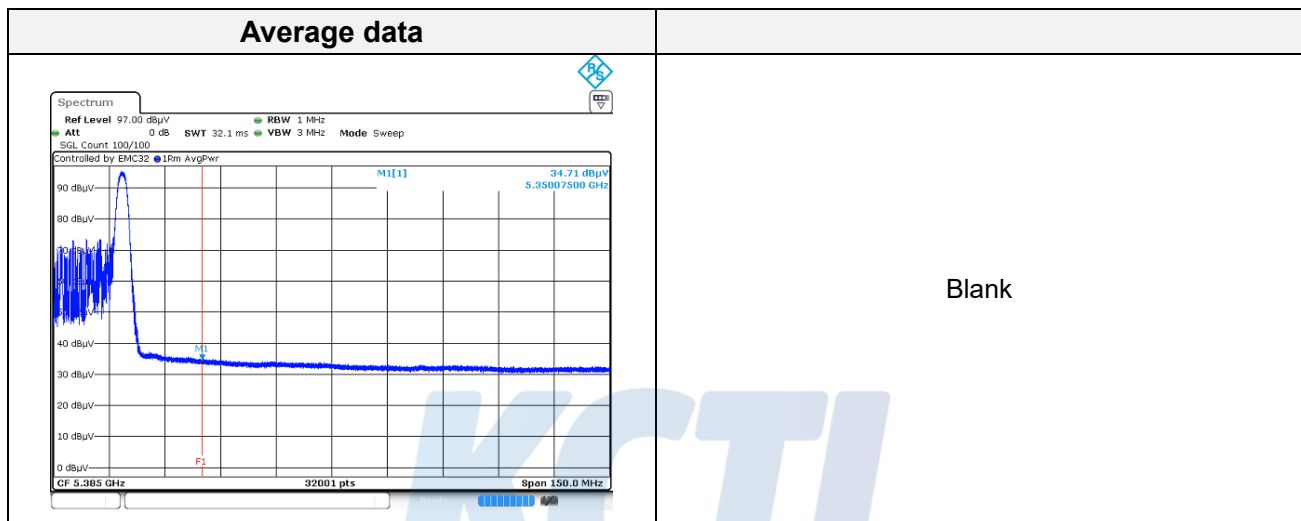
**802.11ax\_RU mode (HE 80 / 52T / RU offset 52)\_ANT 2 Middle Channel (5 290 MHz)**

Frequency	Pol.	Reading	Ant. Factor	Amp.+Cable	DCF	Result	Limit	Margin
(MHz)	(V/H)	(dB(μV))	(dB)	(dB)	(dB)	(dB(μV/m))	(dB(μV/m))	(dB)
<b>Peak data</b>								
5 350.16 <sup>1)</sup>	H	41.27	34.56	-26.84	-	48.99	74.00	25.01
<b>Average Data</b>								
No spurious emissions were detected within 20 dB of the limit								



**802.11ax\_RU mode (HE 20 / 26T / RU offset 8)\_ANT 1 Highest Channel (5 320 MHz)**

Frequency	Pol.	Reading	Ant. Factor	Amp.+Cable	DCF	Result	Limit	Margin
(MHz)	(V/H)	(dB(μV))	(dB)	(dB)	(dB)	(dB(μV/m))	(dB(μV/m))	(dB)
<b>Peak data</b>								
5 350.08 <sup>1)</sup>	H	50.91	34.56	-26.84	-	58.63	74.00	15.37
<b>Average Data</b>								
5 350.08 <sup>1)</sup>	H	34.71	34.56	-26.84	0.10	42.53	54.00	11.47



**802.11ax\_RU mode (HE 40 / 26T / RU offset 17)\_ANT 2 Highest Channel (5 310 MHz)**

Frequency	Pol.	Reading	Ant. Factor	Amp.+Cable	DCF	Result	Limit	Margin
(MHz)	(V/H)	(dB(μV))	(dB)	(dB)	(dB)	(dB(μV/m))	(dB(μV/m))	(dB)
<b>Peak data</b>								
5 350.33 <sup>1)</sup>	V	40.35	34.56	-26.84	-	48.07	74.00	25.93
<b>Average Data</b>								
No spurious emissions were detected within 20 dB of the limit								

**UNII-2A 1Tx (SISO) Harmonics and Spurious Emissions****802.11ax\_HE20 SU mode\_ANT 1 Lowest Channel (5 260 MHz)**

Frequency	Pol.	Reading	Ant. Factor	Amp.+Cable	DCF	Result	Limit	Margin
(MHz)	(V/H)	(dB( $\mu$ V))	(dB)	(dB)	(dB)	(dB( $\mu$ V/m))	(dB( $\mu$ V/m))	(dB)
<b>Peak data</b>								
10 522.84	V	63.30	37.41	-51.68	-	49.03	68.20	19.17
16 553.16	H	55.38	41.55	-45.33	-	51.60	68.20	16.60
<b>Average Data</b>								
No spurious emissions were detected within 20 dB of the limit								

**802.11ax\_HE20 SU mode\_ANT 1 Middle Channel (5 280 MHz)**

Frequency	Pol.	Reading	Ant. Factor	Amp.+Cable	DCF	Result	Limit	Margin
(MHz)	(V/H)	(dB( $\mu$ V))	(dB)	(dB)	(dB)	(dB( $\mu$ V/m))	(dB( $\mu$ V/m))	(dB)
<b>Peak data</b>								
10 565.97	V	62.62	37.44	-51.70	-	48.36	68.20	19.84
16 553.88	V	56.43	41.55	-45.33	-	52.65	68.20	15.55
<b>Average Data</b>								
No spurious emissions were detected within 20 dB of the limit								

**802.11ax\_HE20 SU mode\_ANT 1 Highest Channel (5 320 MHz)**

Frequency	Pol.	Reading	Ant. Factor	Amp.+Cable	DCF	Result	Limit	Margin
(MHz)	(V/H)	(dB( $\mu$ V))	(dB)	(dB)	(dB)	(dB( $\mu$ V/m))	(dB( $\mu$ V/m))	(dB)
<b>Peak data</b>								
10 642.16 <sup>1)</sup>	V	62.55	37.49	-51.73	-	48.31	74.00	25.69
16 553.16	H	56.15	41.55	-45.33	-	52.37	68.20	15.83
<b>Average Data</b>								
No spurious emissions were detected within 20 dB of the limit								

**802.11ax\_HE20 SU mode\_ANT 2 Lowest Channel (5 260 MHz)**

Frequency	Pol.	Reading	Ant. Factor	Amp.+Cable	DCF	Result	Limit	Margin
(MHz)	(V/H)	(dB( $\mu$ V))	(dB)	(dB)	(dB)	(dB( $\mu$ V/m))	(dB( $\mu$ V/m))	(dB)
<b>Peak data</b>								
10 519.25	V	65.48	37.41	-51.67	-	51.22	68.20	16.98
16 579.75	H	56.65	41.58	-45.43	-	52.80	68.20	15.40
<b>Average Data</b>								
No spurious emissions were detected within 20 dB of the limit								

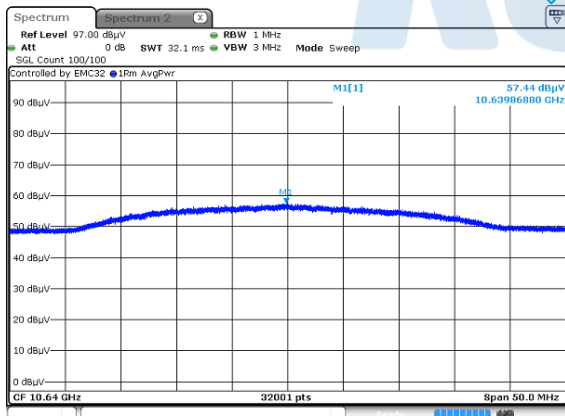
**802.11ax\_HE20 SU mode\_ANT 2 Middle Channel (5 280 MHz)**

Frequency	Pol.	Reading	Ant. Factor	Amp.+Cable	DCF	Result	Limit	Margin
(MHz)	(V/H)	(dB(μV))	(dB)	(dB)	(dB)	(dB(μV/m))	(dB(μV/m))	(dB)
<b>Peak data</b>								
10 567.77	V	65.16	37.44	-51.70	-	50.90	68.20	17.30
16 552.44	V	56.82	41.55	-45.33	-	53.04	68.20	15.16
<b>Average Data</b>								
No spurious emissions were detected within 20 dB of the limit								

**802.11ax\_HE20 SU mode\_ANT 2 Highest Channel (5 320 MHz)**

Frequency	Pol.	Reading	Ant. Factor	Amp.+Cable	DCF	Result	Limit	Margin
(MHz)	(V/H)	(dB(μV))	(dB)	(dB)	(dB)	(dB(μV/m))	(dB(μV/m))	(dB)
<b>Peak data</b>								
10 639.87 <sup>1)</sup>	V	65.61	37.48	-51.73	-	51.36	74.00	22.64
16 567.53	V	56.17	41.57	-45.39	-	52.35	68.20	15.85
<b>Average Data</b>								
10 639.87 <sup>1)</sup>	V	57.44	37.48	-51.73	0.60	43.79	54.00	10.21

**Average data**



Blank

**802.11ax\_HE40 SU mode\_ANT 1 Lowest Channel (5 270 MHz)**

Frequency	Pol.	Reading	Ant. Factor	Amp.+Cable	DCF	Result	Limit	Margin
(MHz)	(V/H)	(dB( $\mu$ V))	(dB)	(dB)	(dB)	(dB( $\mu$ V/m))	(dB( $\mu$ V/m))	(dB)
<b>Peak data</b>								
10 564.53	H	59.33	37.44	-51.70	-	45.07	68.20	23.13
16 563.94	V	37.10	41.56	-45.37	-	33.29	68.20	34.91
<b>Average Data</b>								
No spurious emissions were detected within 20 dB of the limit								

**802.11ax\_HE40 SU mode\_ANT 1 Highest Channel (5 310 MHz)**

Frequency	Pol.	Reading	Ant. Factor	Amp.+Cable	DCF	Result	Limit	Margin
(MHz)	(V/H)	(dB( $\mu$ V))	(dB)	(dB)	(dB)	(dB( $\mu$ V/m))	(dB( $\mu$ V/m))	(dB)
<b>Peak data</b>								
10 629.58 <sup>1)</sup>	V	59.92	37.48	-51.73	-	45.67	74.00	28.33
16 760.52	V	57.38	41.76	-46.09	-	53.05	68.20	15.15
<b>Average Data</b>								
No spurious emissions were detected within 20 dB of the limit								

**802.11ax\_HE40 SU mode\_ANT 2 Lowest Channel (5 270 MHz)**

Frequency	Pol.	Reading	Ant. Factor	Amp.+Cable	DCF	Result	Limit	Margin
(MHz)	(V/H)	(dB( $\mu$ V))	(dB)	(dB)	(dB)	(dB( $\mu$ V/m))	(dB( $\mu$ V/m))	(dB)
<b>Peak data</b>								
10 543.33	V	61.67	37.43	-51.69	-	47.41	68.20	20.79
16 775.97	V	57.74	41.78	-46.15	-	53.37	68.20	14.83
<b>Average Data</b>								
No spurious emissions were detected within 20 dB of the limit								

**802.11ax\_HE40 SU mode\_ANT 2 Highest Channel (5 310 MHz)**

Frequency	Pol.	Reading	Ant. Factor	Amp.+Cable	DCF	Result	Limit	Margin
(MHz)	(V/H)	(dB( $\mu$ V))	(dB)	(dB)	(dB)	(dB( $\mu$ V/m))	(dB( $\mu$ V/m))	(dB)
<b>Peak data</b>								
10 603.34 <sup>1)</sup>	V	64.07	37.46	-51.71	-	49.82	74.00	24.18
16 721.70	V	56.72	41.72	-45.95	-	52.49	68.20	15.71
<b>Average Data</b>								
No spurious emissions were detected within 20 dB of the limit								

**802.11ax\_HE80 SU mode\_ANT 1 Middle Channel (5 290 MHz)**

Frequency	Pol.	Reading	Ant. Factor	Amp.+Cable	DCF	Result	Limit	Margin
(MHz)	(V/H)	(dB( $\mu$ V))	(dB)	(dB)	(dB)	(dB( $\mu$ V/m))	(dB( $\mu$ V/m))	(dB)
<b>Peak data</b>								
10 602.98 <sup>1)</sup>	H	59.30	37.46	-51.71	-	45.05	74.00	28.95
16 577.23	H	56.53	41.58	-45.42	-	52.69	68.20	15.51
<b>Average Data</b>								
No spurious emissions were detected within 20 dB of the limit								

**802.11ax\_HE80 SU mode\_ANT 2 Middle Channel (5 290 MHz)**

Frequency	Pol.	Reading	Ant. Factor	Amp.+Cable	DCF	Result	Limit	Margin
(MHz)	(V/H)	(dB( $\mu$ V))	(dB)	(dB)	(dB)	(dB( $\mu$ V/m))	(dB( $\mu$ V/m))	(dB)
<b>Peak data</b>								
10 597.59	V	60.50	37.46	-51.71	-	46.25	68.20	21.95
16 564.66	V	56.98	41.56	-45.37	-	53.17	68.20	15.03
<b>Average Data</b>								
No spurious emissions were detected within 20 dB of the limit								

**802.11ax\_RU mode (HE 20 / 26T / RU offset 8)\_ANT 1 Lowest Channel (5 260 MHz)**

Frequency	Pol.	Reading	Ant. Factor	Amp.+Cable	DCF	Result	Limit	Margin
(MHz)	(V/H)	(dB( $\mu$ V))	(dB)	(dB)	(dB)	(dB( $\mu$ V/m))	(dB( $\mu$ V/m))	(dB)
<b>Peak data</b>								
10 536.50	V	68.12	37.42	-51.68	-	53.86	68.20	14.34
16 556.75	V	56.46	41.56	-45.35	-	52.67	68.20	15.53
<b>Average Data</b>								
No spurious emissions were detected within 20 dB of the limit								

**802.11ax\_RU mode (HE 20 / 26T / RU offset 8)\_ANT 1 Middle Channel (5 280 MHz)**

Frequency	Pol.	Reading	Ant. Factor	Amp.+Cable	DCF	Result	Limit	Margin
(MHz)	(V/H)	(dB( $\mu$ V))	(dB)	(dB)	(dB)	(dB( $\mu$ V/m))	(dB( $\mu$ V/m))	(dB)
<b>Peak data</b>								
10 577.83	V	65.72	37.45	-51.70	-	51.47	68.20	16.73
16 534.47	H	57.42	41.53	-45.26	-	53.69	68.20	14.51
<b>Average Data</b>								
No spurious emissions were detected within 20 dB of the limit								

**802.11ax\_RU mode (HE 20 / 26T / RU offset 0)\_ANT 1 Highest Channel (5 320 MHz)**

Frequency	Pol.	Reading	Ant. Factor	Amp.+Cable	DCF	Result	Limit	Margin
(MHz)	(V/H)	(dB( $\mu$ V))	(dB)	(dB)	(dB)	(dB( $\mu$ V/m))	(dB( $\mu$ V/m))	(dB)
<b>Peak data</b>								
10 624.19 <sup>1)</sup>	V	64.06	37.47	-51.72	-	49.81	74.00	24.19
16 543.09	V	56.22	41.54	-45.30	-	52.46	68.20	15.74
<b>Average Data</b>								
No spurious emissions were detected within 20 dB of the limit								

**802.11ax\_RU mode (HE 20 / 26T / RU offset 0)\_ANT 2 Lowest Channel (5 260 MHz)**

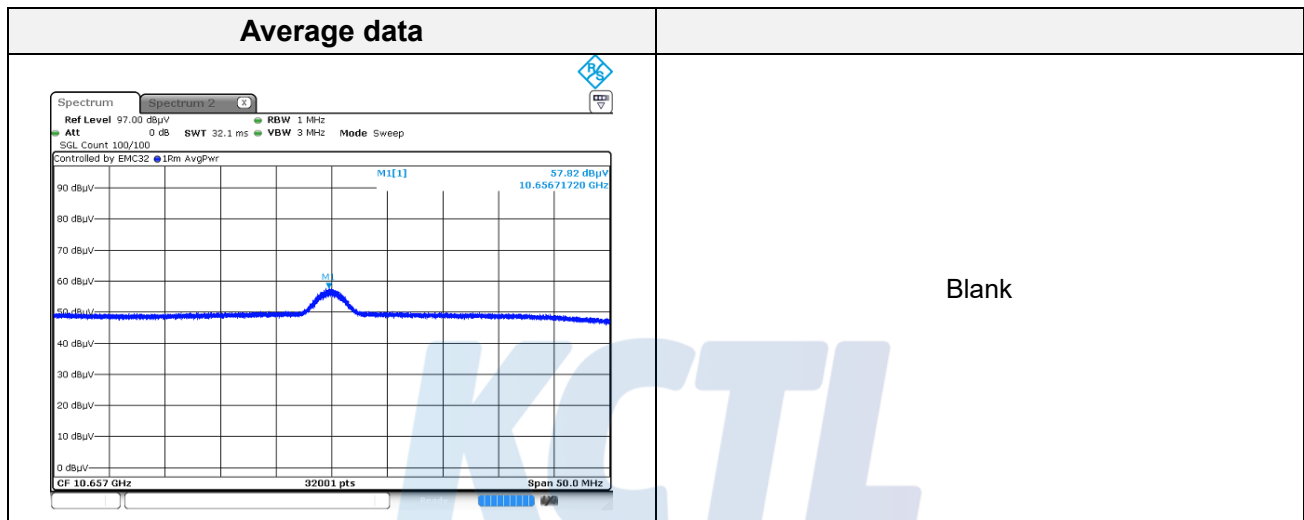
Frequency	Pol.	Reading	Ant. Factor	Amp.+Cable	DCF	Result	Limit	Margin
(MHz)	(V/H)	(dB( $\mu$ V))	(dB)	(dB)	(dB)	(dB( $\mu$ V/m))	(dB( $\mu$ V/m))	(dB)
<b>Peak data</b>								
10 502.36	V	64.59	37.40	-51.67	-	50.32	68.20	17.88
16 550.64	V	56.75	41.55	-45.32	-	52.98	68.20	15.22
<b>Average Data</b>								
No spurious emissions were detected within 20 dB of the limit								

**802.11ax\_RU mode (HE 20 / 26T / RU offset 8)\_ANT 2 Middle Channel (5 280 MHz)**

Frequency	Pol.	Reading	Ant. Factor	Amp.+Cable	DCF	Result	Limit	Margin
(MHz)	(V/H)	(dB( $\mu$ V))	(dB)	(dB)	(dB)	(dB( $\mu$ V/m))	(dB( $\mu$ V/m))	(dB)
<b>Peak data</b>								
10 576.39	V	66.43	37.45	-51.70	-	52.18	68.20	16.02
16 570.05	V	56.20	41.57	-45.39	-	52.38	68.20	15.82
<b>Average Data</b>								
No spurious emissions were detected within 20 dB of the limit								

**802.11ax\_RU mode (HE 20 / 26T / RU offset 8)\_ANT 2 Highest Channel (5 320 MHz)**

Frequency	Pol.	Reading	Ant. Factor	Amp.+Cable	DCF	Result	Limit	Margin
(MHz)	(V/H)	(dB(μV))	(dB)	(dB)	(dB)	(dB(μV/m))	(dB(μV/m))	(dB)
<b>Peak data</b>								
10 656.72 <sup>1)</sup>	V	69.32	37.49	-51.74	-	55.07	74.00	18.93
16 546.69	H	56.36	41.55	-45.31	-	52.60	68.20	15.60
<b>Average Data</b>								
10 656.72 <sup>1)</sup>	V	57.82	37.49	-51.74	0.10	43.67	54.00	10.33

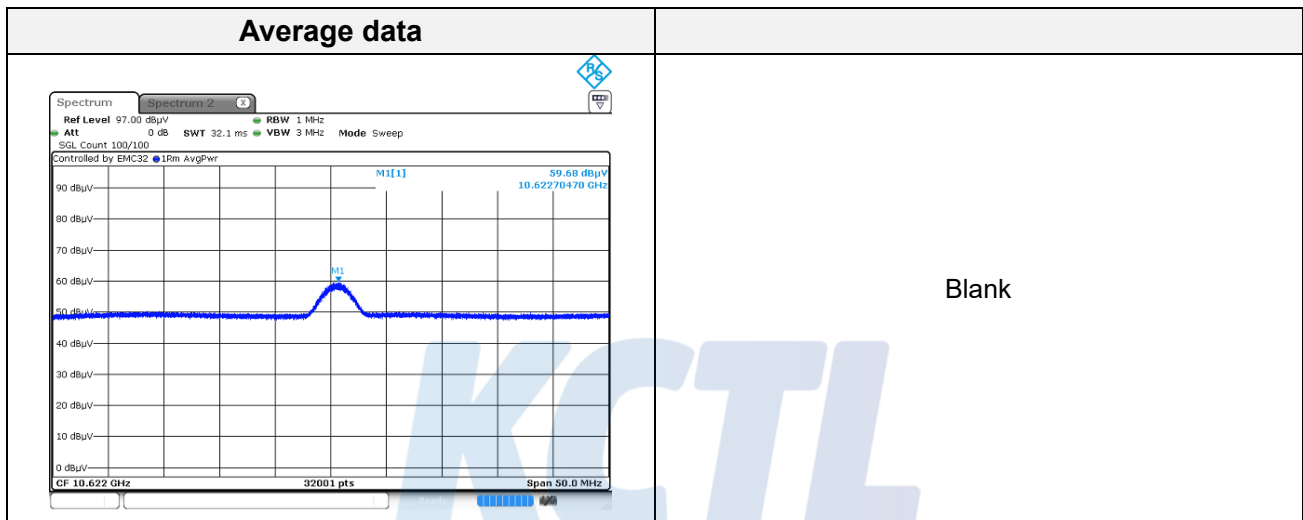


**802.11ax\_RU mode (HE 40 / 26T / RU offset 9)\_ANT 1 Lowest Channel (5 270 MHz)**

Frequency	Pol.	Reading	Ant. Factor	Amp.+Cable	DCF	Result	Limit	Margin
(MHz)	(V/H)	(dB(μV))	(dB)	(dB)	(dB)	(dB(μV/m))	(dB(μV/m))	(dB)
<b>Peak data</b>								
10 542.25	V	68.44	37.43	-51.68	-	54.19	68.20	14.01
16 557.47	V	55.82	41.56	-45.35	-	52.03	68.20	16.17
<b>Average Data</b>								
No spurious emissions were detected within 20 dB of the limit								

**802.11ax\_RU mode (HE 40 / 26T / RU offset 9)\_ANT 1 Highest Channel (5 310 MHz)**

Frequency	Pol.	Reading	Ant. Factor	Amp.+Cable	DCF	Result	Limit	Margin
(MHz)	(V/H)	(dB(μV))	(dB)	(dB)	(dB)	(dB(μV/m))	(dB(μV/m))	(dB)
<b>Peak data</b>								
10 622.70 <sup>1)</sup>	V	69.55	37.47	-51.72	-	55.30	74.00	18.70
16 546.33	V	56.45	41.55	-45.31	-	52.69	68.20	15.51
<b>Average Data</b>								
10 622.70 <sup>1)</sup>	V	59.68	37.47	-51.72	0.10	45.53	54.00	8.47



**802.11ax\_RU mode (HE 40 / 26T / RU offset 0)\_ANT 2 Lowest Channel (5 270 MHz)**

Frequency	Pol.	Reading	Ant. Factor	Amp.+Cable	DCF	Result	Limit	Margin
(MHz)	(V/H)	(dB(μV))	(dB)	(dB)	(dB)	(dB(μV/m))	(dB(μV/m))	(dB)
<b>Peak data</b>								
10 504.16	H	62.98	37.40	-51.67	-	48.71	68.20	19.49
16 577.23	H	55.52	41.58	-45.42	-	51.68	68.20	16.52
<b>Average Data</b>								
No spurious emissions were detected within 20 dB of the limit								

**802.11ax\_RU mode (HE 40 / 26T / RU offset 0)\_ANT 2 Highest Channel (5 310 MHz)**

Frequency	Pol.	Reading	Ant. Factor	Amp.+Cable	DCF	Result	Limit	Margin
(MHz)	(V/H)	(dB(μV))	(dB)	(dB)	(dB)	(dB(μV/m))	(dB(μV/m))	(dB)
<b>Peak data</b>								
10 584.30	H	64.17	37.45	-51.70	-	49.92	68.20	18.28
16 566.81	H	56.31	41.57	-45.38	-	52.50	68.20	15.70
<b>Average Data</b>								
No spurious emissions were detected within 20 dB of the limit								



**802.11ax\_RU mode (HE 80 / 26T / RU offset 0)\_ANT 1 Middle Channel (5 290 MHz)**

Frequency	Pol.	Reading	Ant. Factor	Amp.+Cable	DCF	Result	Limit	Margin
(MHz)	(V/H)	(dB( $\mu$ V))	(dB)	(dB)	(dB)	(dB( $\mu$ V/m))	(dB( $\mu$ V/m))	(dB)
<b>Peak data</b>								
10 503.08	H	65.21	37.40	-51.67	-	50.94	68.20	17.26
16 553.88	V	56.91	41.55	-45.33	-	53.13	68.20	15.07
<b>Average Data</b>								
No spurious emissions were detected within 20 dB of the limit								

**802.11ax\_RU mode (HE 80 / 26T / RU offset 0)\_ANT 2 Middle Channel (5 290 MHz)**

Frequency	Pol.	Reading	Ant. Factor	Amp.+Cable	DCF	Result	Limit	Margin
(MHz)	(V/H)	(dB( $\mu$ V))	(dB)	(dB)	(dB)	(dB( $\mu$ V/m))	(dB( $\mu$ V/m))	(dB)
<b>Peak data</b>								
10 504.16	V	65.99	37.40	-51.67	-	51.72	68.20	16.48
16 787.47	V	56.94	41.79	-46.19	-	52.54	68.20	15.66
<b>Average Data</b>								
No spurious emissions were detected within 20 dB of the limit								

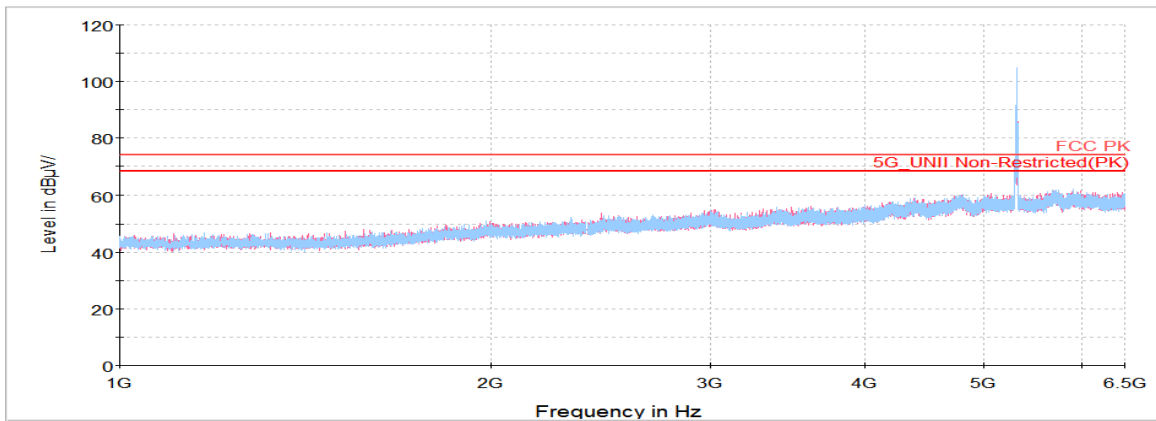
**KCTL**

**Plot of Harmonics and Spurious Emissions**

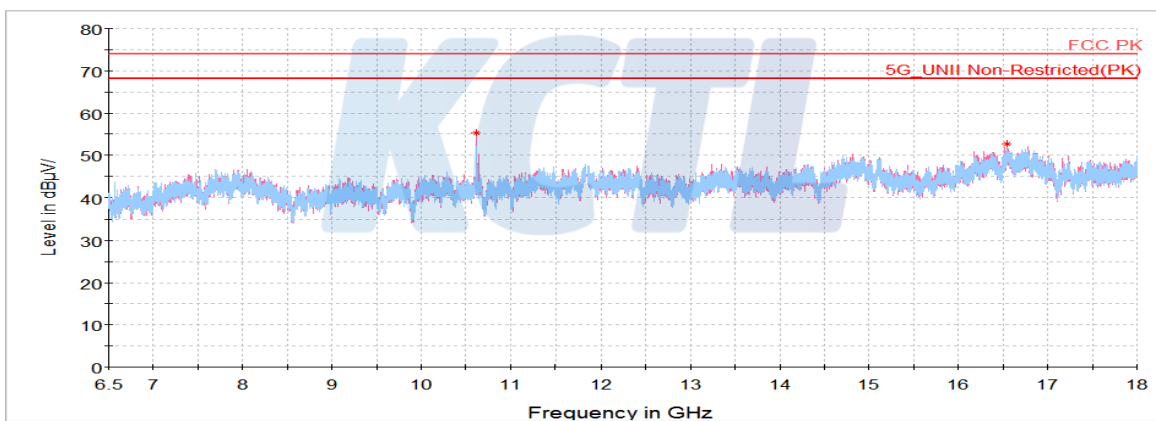
In order to simplify the report, attached plots were only the lowest margin condition

**UNII-2A\_802.11ax\_RU mode (HE 40 / 26T / RU offset 9)\_ANT 1 Highest Channel (5 310 MHz)**

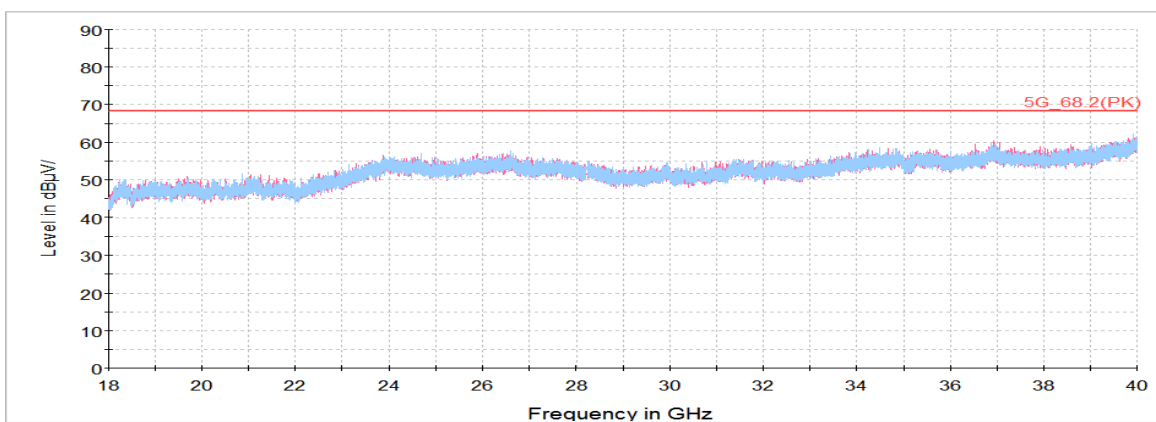
**Horizontal/Vertical for 1 GHz ~ 6.5 GHz**



**Horizontal/Vertical for 6.5 GHz ~ 18 GHz**

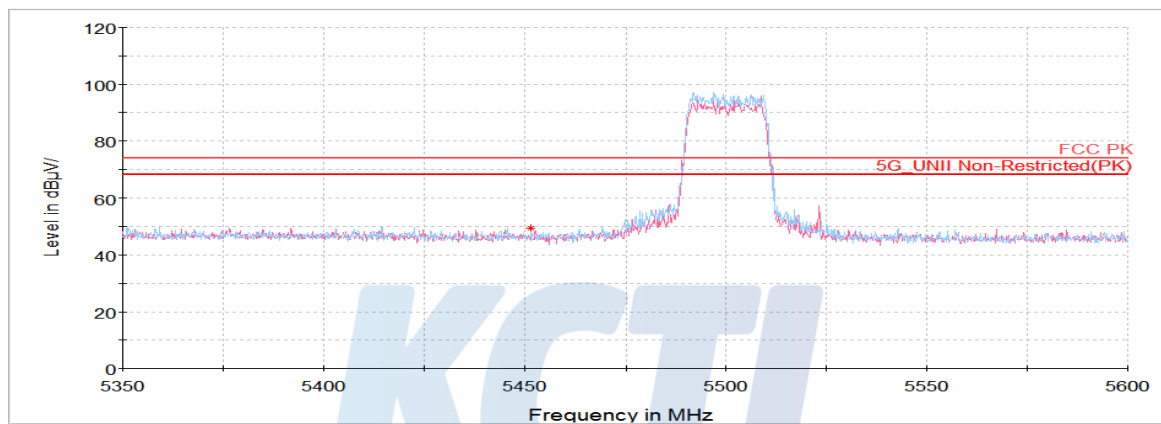


**Horizontal/Vertical for 18 GHz ~ 40 GHz**



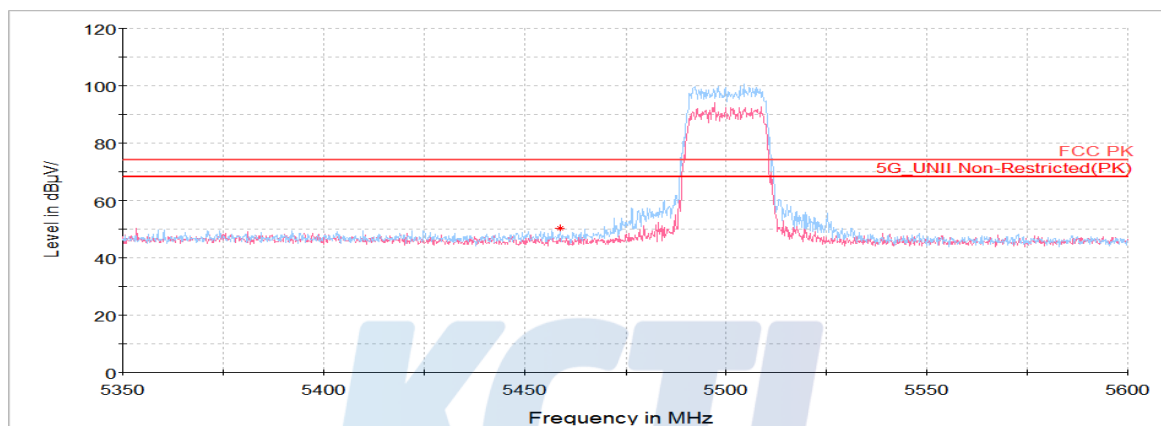
**UNII-2C Tx (SISO) Restricted Bandedge (Lowest Channel)****802.11ax\_HE20 SU mode\_ANT 1 Lowest Channel (5 500 MHz)**

Frequency (MHz)	Pol. (V/H)	Reading (dB( $\mu$ V))	Ant. Factor (dB)	Amp.+Cable (dB)	DCF (dB)	Result (dB( $\mu$ V/m))	Limit (dB( $\mu$ V/m))	Margin (dB)
<b>Peak data</b>								
5 451.73 <sup>1)</sup>	H	41.86	34.72	-27.26	-	49.32	74.00	24.68
<b>Average Data</b>								
No spurious emissions were detected within 20 dB of the limit								

**Horizontal/Vertical for Band-edge**

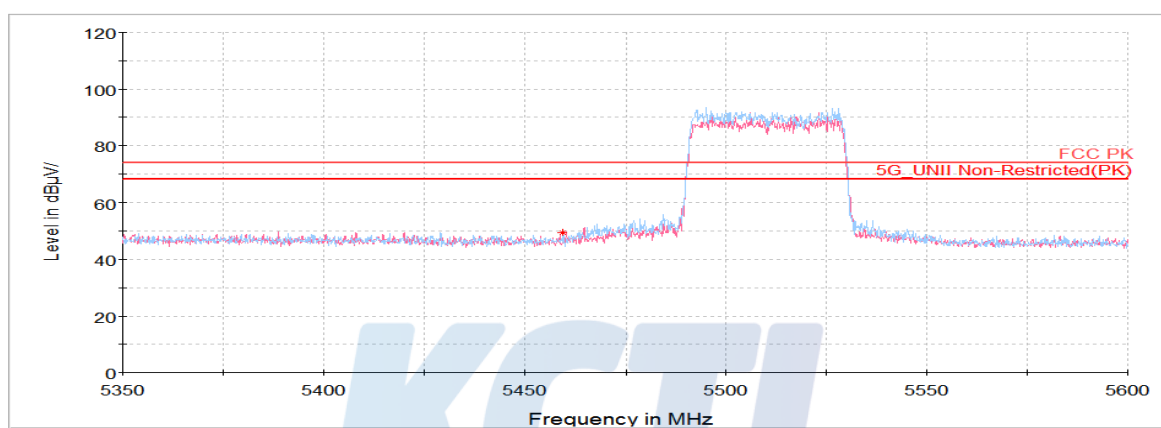
**802.11ax\_HE20 SU mode\_ANT 2 Lowest Channel (5 500 MHz)**

Frequency	Pol.	Reading	Ant. Factor	Amp.+Cable	DCF	Result	Limit	Margin
(MHz)	(V/H)	(dB( $\mu$ V))	(dB)	(dB)	(dB)	(dB( $\mu$ V/m))	(dB( $\mu$ V/m))	(dB)
<b>Peak data</b>								
5 459.13 <sup>1)</sup>	H	43.06	34.73	-27.34	-	50.45	74.00	23.55
<b>Average Data</b>								
No spurious emissions were detected within 20 dB of the limit								

**Horizontal/Vertical for Band-edge**

**802.11ax\_HE40 SU mode\_ANT 1 Lowest Channel (5 510 MHz)**

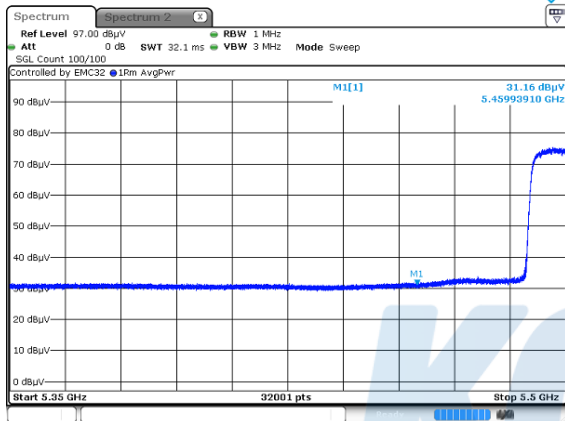
Frequency	Pol.	Reading	Ant. Factor	Amp.+Cable	DCF	Result	Limit	Margin
(MHz)	(V/H)	(dB( $\mu$ V))	(dB)	(dB)	(dB)	(dB( $\mu$ V/m))	(dB( $\mu$ V/m))	(dB)
<b>Peak data</b>								
5 459.64 <sup>1)</sup>	H	41.97	34.74	-27.35	-	49.36	74.00	24.64
<b>Average Data</b>								
No spurious emissions were detected within 20 dB of the limit								

**Horizontal/Vertical for Band-edge**

**802.11ax\_HE40 SU mode\_ANT 2 Lowest Channel (5 510 MHz)**

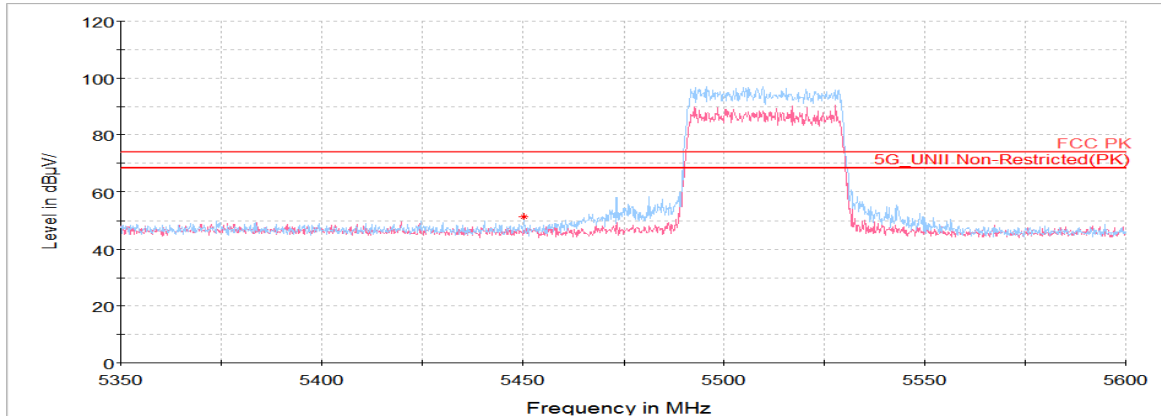
Frequency	Pol.	Reading	Ant. Factor	Amp.+Cable	DCF	Result	Limit	Margin
(MHz)	(V/H)	(dB(μV))	(dB)	(dB)	(dB)	(dB(μV/m))	(dB(μV/m))	(dB)
<b>Peak data</b>								
5 459.94 <sup>1)</sup>	H	44.05	34.74	-27.35	-	51.44	74.00	22.56
<b>Average Data</b>								
5 459.94 <sup>1)</sup>	H	31.16	34.74	-27.35	0.88	39.43	54.00	14.57

**Average data**



Blank

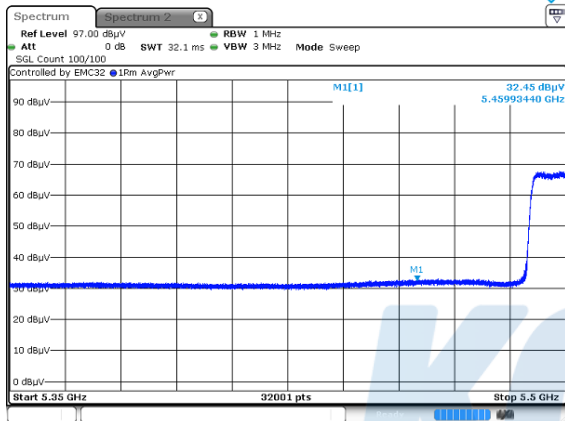
**Horizontal/Vertical for Band-edge**



**802.11ax\_HE80 SU mode\_ANT 1 Lowest Channel (5 530 MHz)**

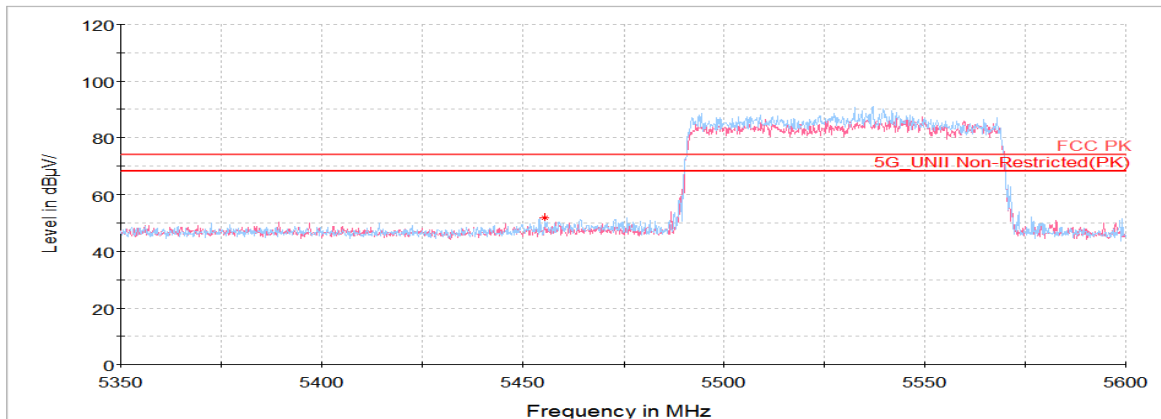
Frequency	Pol.	Reading	Ant. Factor	Amp.+Cable	DCF	Result	Limit	Margin
(MHz)	(V/H)	(dB(μV))	(dB)	(dB)	(dB)	(dB(μV/m))	(dB(μV/m))	(dB)
<b>Peak data</b>								
5 459.93 <sup>1)</sup>	H	44.40	34.74	-27.35	-	51.79	74.00	22.21
<b>Average Data</b>								
5 459.93 <sup>1)</sup>	H	32.45	34.74	-27.35	1.54	41.38	54.00	12.62

**Average data**



Blank

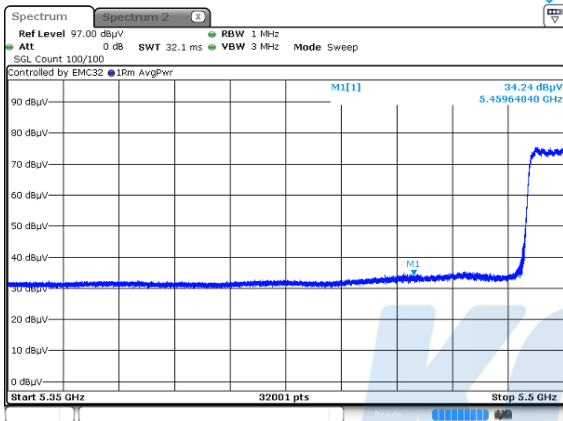
**Horizontal/Vertical for Band-edge**



**802.11ax\_HE80 SU mode\_ANT 2 Lowest Channel (5 530 MHz)**

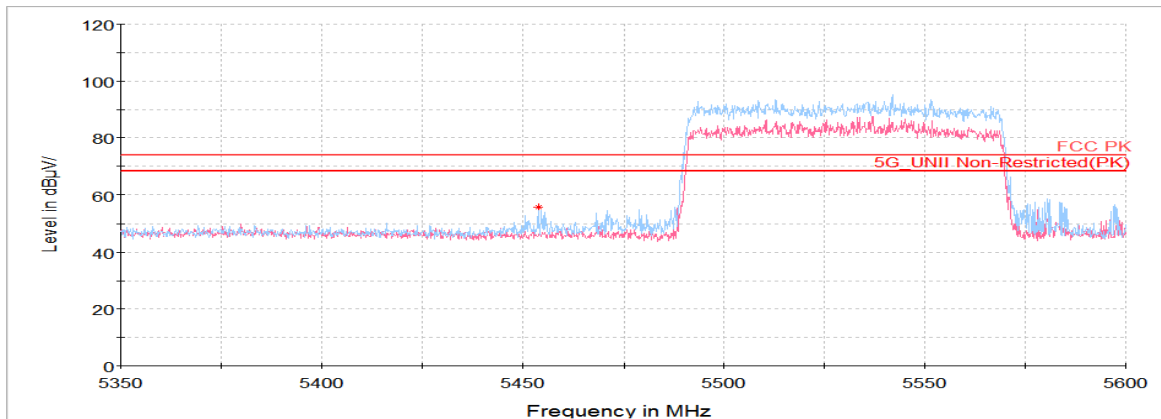
Frequency	Pol.	Reading	Ant. Factor	Amp.+Cable	DCF	Result	Limit	Margin
(MHz)	(V/H)	(dB(μV))	(dB)	(dB)	(dB)	(dB(μV/m))	(dB(μV/m))	(dB)
<b>Peak data</b>								
5 459.65 <sup>1)</sup>	H	48.07	34.74	-27.35	-	55.46	74.00	18.54
<b>Average Data</b>								
5 459.65 <sup>1)</sup>	H	34.24	34.74	-27.35	1.54	43.17	54.00	10.83

**Average data**



Blank

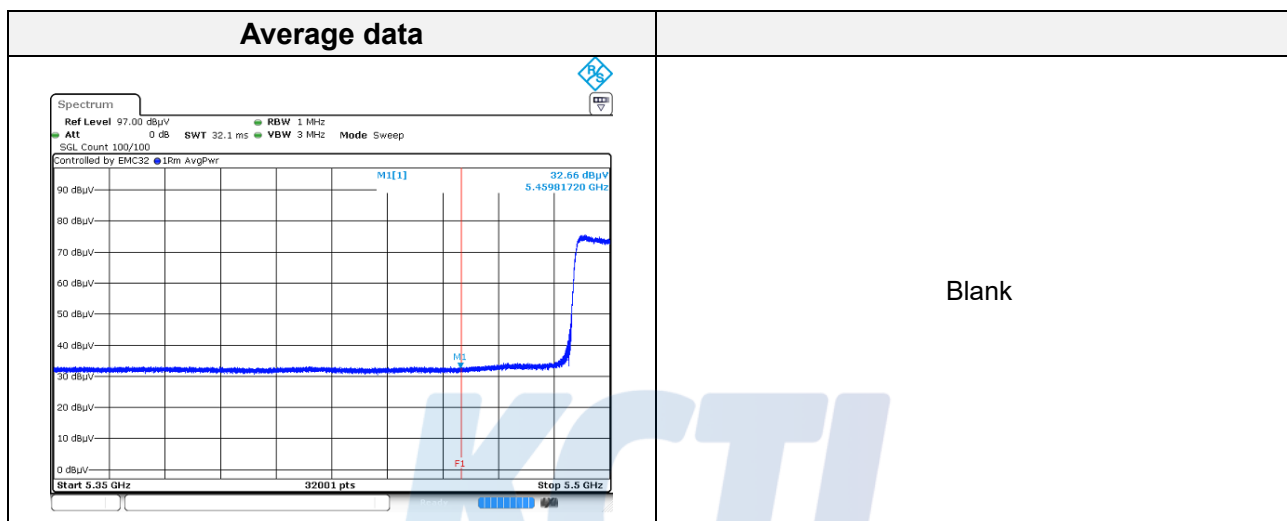
**Horizontal/Vertical for Band-edge**





**802.11ax\_RU mode (HE 80 / 484T / RU offset 65)\_ANT 1 Lowest Channel (5 530 MHz)**

Frequency	Pol.	Reading	Ant. Factor	Amp.+Cable	DCF	Result	Limit	Margin
(MHz)	(V/H)	(dB(μV))	(dB)	(dB)	(dB)	(dB(μV/m))	(dB(μV/m))	(dB)
<b>Peak data</b>								
5 459.82 <sup>1)</sup>	H	50.51	34.74	-27.35	-	57.90	74.00	16.10
<b>Average Data</b>								
5 459.82 <sup>1)</sup>	H	32.66	34.74	-27.35	0.76	40.81	54.00	13.19

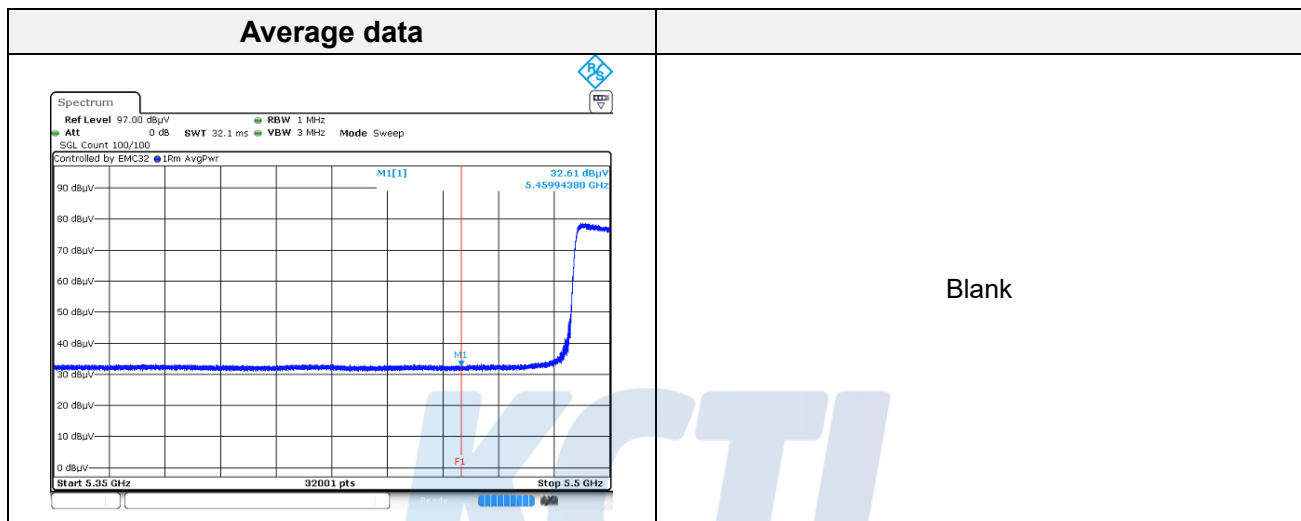


**802.11ax\_RU mode (HE 80 / 484T / RU offset 65)\_ANT 2 Lowest Channel (5 530 MHz)**

Frequency	Pol.	Reading	Ant. Factor	Amp.+Cable	DCF	Result	Limit	Margin
(MHz)	(V/H)	(dB(μV))	(dB)	(dB)	(dB)	(dB(μV/m))	(dB(μV/m))	(dB)
<b>Peak data</b>								
5 443.31 <sup>1)</sup>	H	41.92	34.71	-27.17	-	49.46	74.00	24.54
<b>Average Data</b>								
No spurious emissions were detected within 20 dB of the limit								

**802.11ax\_RU mode (HE 80 / 242T / RU offset 61)\_ANT 1 Lowest Channel (5 530 MHz)**

Frequency	Pol.	Reading	Ant. Factor	Amp.+Cable	DCF	Result	Limit	Margin
(MHz)	(V/H)	(dB(μV))	(dB)	(dB)	(dB)	(dB(μV/m))	(dB(μV/m))	(dB)
<b>Peak data</b>								
5 459.94 <sup>1)</sup>	H	51.61	34.74	-27.35	-	59.00	74.00	15.00
<b>Average Data</b>								
5 459.94 <sup>1)</sup>	H	32.61	34.74	-27.35	0.61	40.61	54.00	13.39

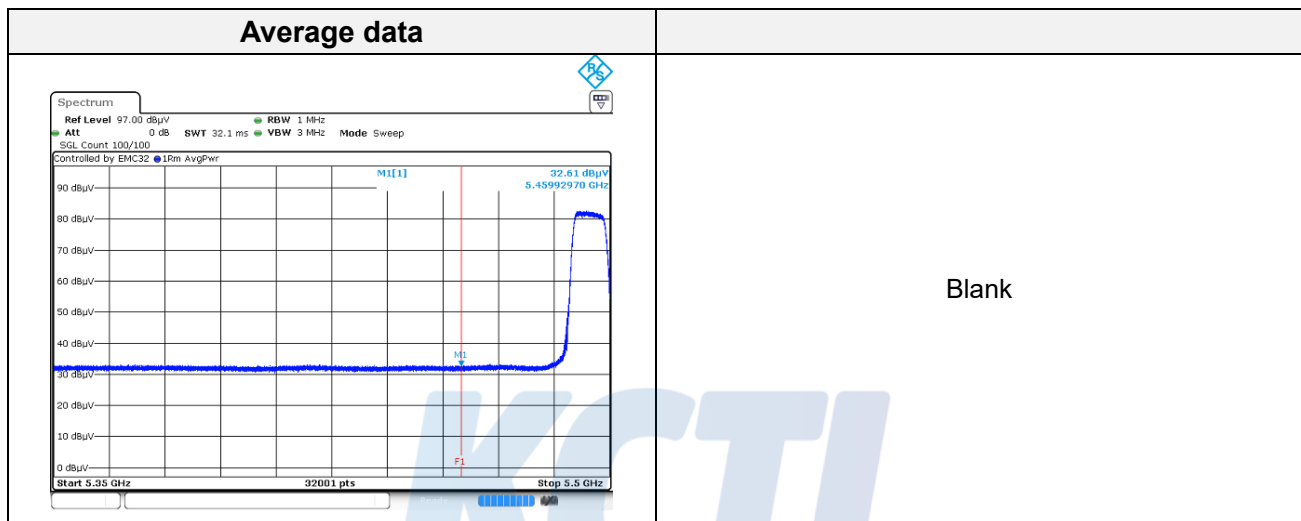


**802.11ax\_RU mode (HE 80 / 242T / RU offset 61)\_ANT 2 Lowest Channel (5 530 MHz)**

Frequency	Pol.	Reading	Ant. Factor	Amp.+Cable	DCF	Result	Limit	Margin
(MHz)	(V/H)	(dB(μV))	(dB)	(dB)	(dB)	(dB(μV/m))	(dB(μV/m))	(dB)
<b>Peak data</b>								
5 457.58 <sup>1)</sup>	H	41.63	34.73	-27.33	-	49.03	74.00	24.97
<b>Average Data</b>								
No spurious emissions were detected within 20 dB of the limit								

**802.11ax\_RU mode (HE 20 / 106T / RU offset 53)\_ANT 1 Lowest Channel (5 500 MHz)**

Frequency	Pol.	Reading	Ant. Factor	Amp.+Cable	DCF	Result	Limit	Margin
(MHz)	(V/H)	(dB(μV))	(dB)	(dB)	(dB)	(dB(μV/m))	(dB(μV/m))	(dB)
<b>Peak data</b>								
5 459.93 <sup>1)</sup>	H	50.39	34.74	-27.35	-	57.78	74.00	16.22
<b>Average Data</b>								
5 459.93 <sup>1)</sup>	H	32.61	34.74	-27.35	0.19	40.19	54.00	13.81

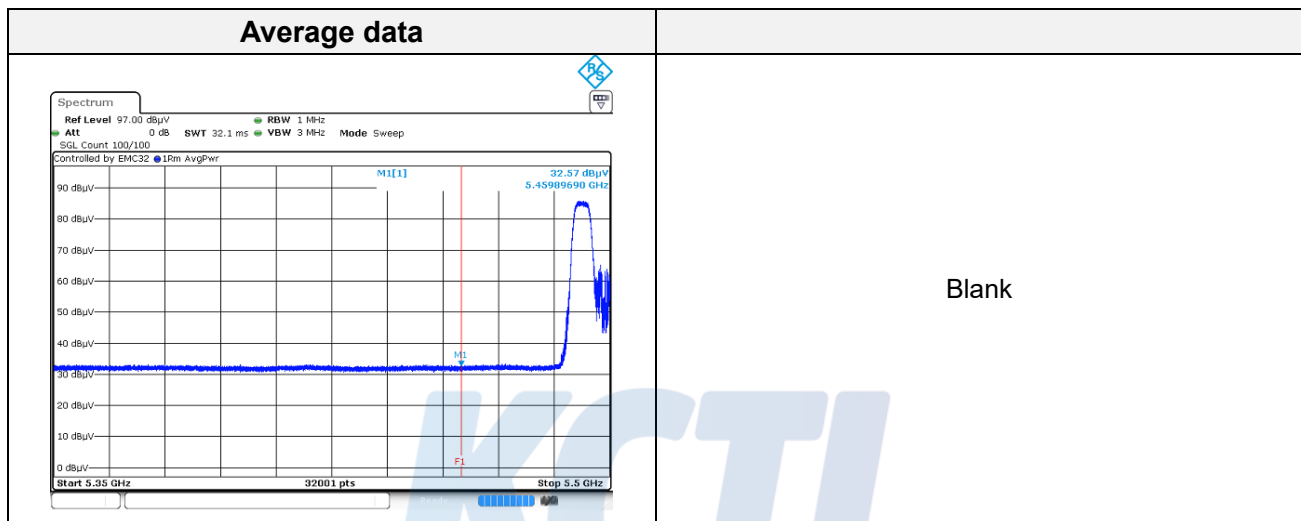


**802.11ax\_RU mode (HE 20 / 106T / RU offset 53)\_ANT 2 Lowest Channel (5 500 MHz)**

Frequency	Pol.	Reading	Ant. Factor	Amp.+Cable	DCF	Result	Limit	Margin
(MHz)	(V/H)	(dB(μV))	(dB)	(dB)	(dB)	(dB(μV/m))	(dB(μV/m))	(dB)
<b>Peak data</b>								
5 455.52 <sup>1)</sup>	H	41.48	34.73	-27.30	-	48.91	74.00	25.09
<b>Average Data</b>								
No spurious emissions were detected within 20 dB of the limit								

**802.11ax\_RU mode (HE 20 / 52T / RU offset 37)\_ANT 1 Lowest Channel (5 500 MHz)**

Frequency	Pol.	Reading	Ant. Factor	Amp.+Cable	DCF	Result	Limit	Margin
(MHz)	(V/H)	(dB(μV))	(dB)	(dB)	(dB)	(dB(μV/m))	(dB(μV/m))	(dB)
<b>Peak data</b>								
5 459.90 <sup>1)</sup>	V	51.03	34.74	-27.35	-	58.42	74.00	15.58
<b>Average Data</b>								
5 459.90 <sup>1)</sup>	H	32.57	34.74	-27.35	0.10	40.06	54.00	13.94

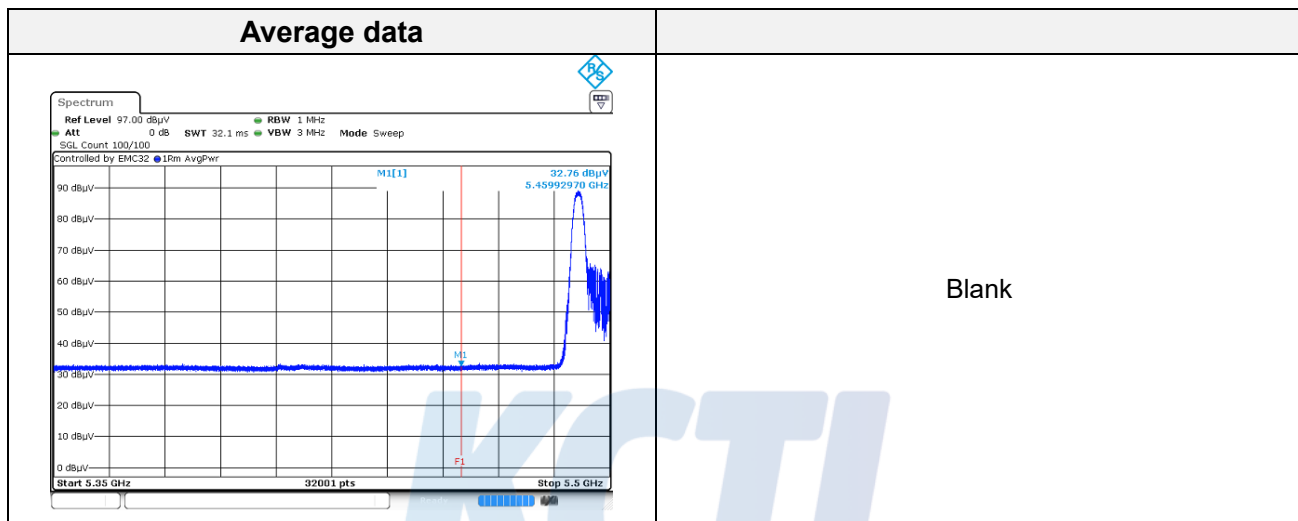


**802.11ax\_RU mode (HE 20 / 52T / RU offset 37)\_ANT 2 Lowest Channel (5 500 MHz)**

Frequency	Pol.	Reading	Ant. Factor	Amp.+Cable	DCF	Result	Limit	Margin
(MHz)	(V/H)	(dB(μV))	(dB)	(dB)	(dB)	(dB(μV/m))	(dB(μV/m))	(dB)
<b>Peak data</b>								
5 457.06 <sup>1)</sup>	H	42.03	34.73	-27.32	-	49.44	74.00	24.56
<b>Average Data</b>								
No spurious emissions were detected within 20 dB of the limit								

**802.11ax\_RU mode (HE 20 / 26T / RU offset 0)\_ANT 1 Lowest Channel (5 500 MHz)**

Frequency	Pol.	Reading	Ant. Factor	Amp.+Cable	DCF	Result	Limit	Margin
(MHz)	(V/H)	(dB(μV))	(dB)	(dB)	(dB)	(dB(μV/m))	(dB(μV/m))	(dB)
<b>Peak data</b>								
5 459.93 <sup>1)</sup>	H	50.25	34.74	-27.35	-	57.64	74.00	16.36
<b>Average Data</b>								
5 459.93 <sup>1)</sup>	H	32.76	34.74	-27.35	0.10	40.25	54.00	13.75

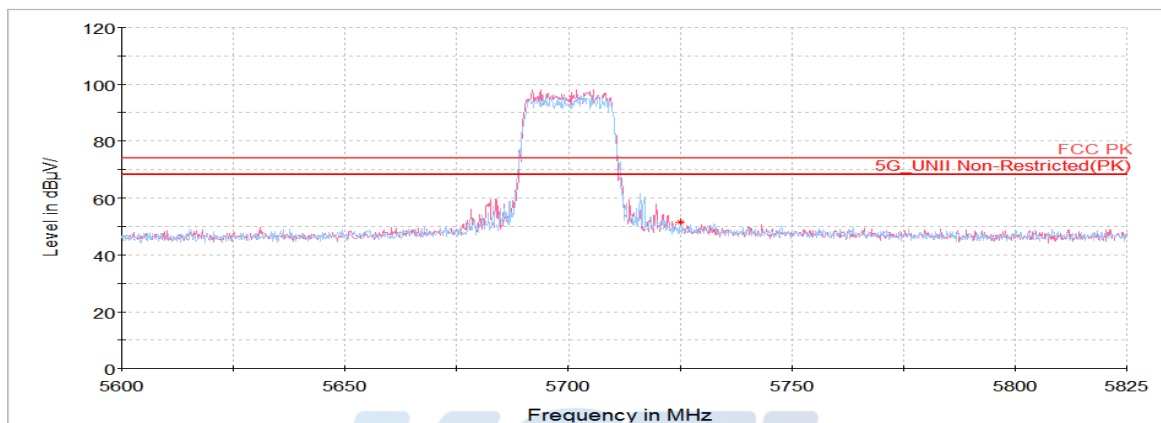


**802.11ax\_RU mode (HE 20 / 26T / RU offset 0)\_ANT 2 Lowest Channel (5 500 MHz)**

Frequency	Pol.	Reading	Ant. Factor	Amp.+Cable	DCF	Result	Limit	Margin
(MHz)	(V/H)	(dB(μV))	(dB)	(dB)	(dB)	(dB(μV/m))	(dB(μV/m))	(dB)
<b>Peak data</b>								
5 453.28 <sup>1)</sup>	H	41.18	34.73	-27.28	-	48.63	74.00	25.37
<b>Average Data</b>								
No spurious emissions were detected within 20 dB of the limit								

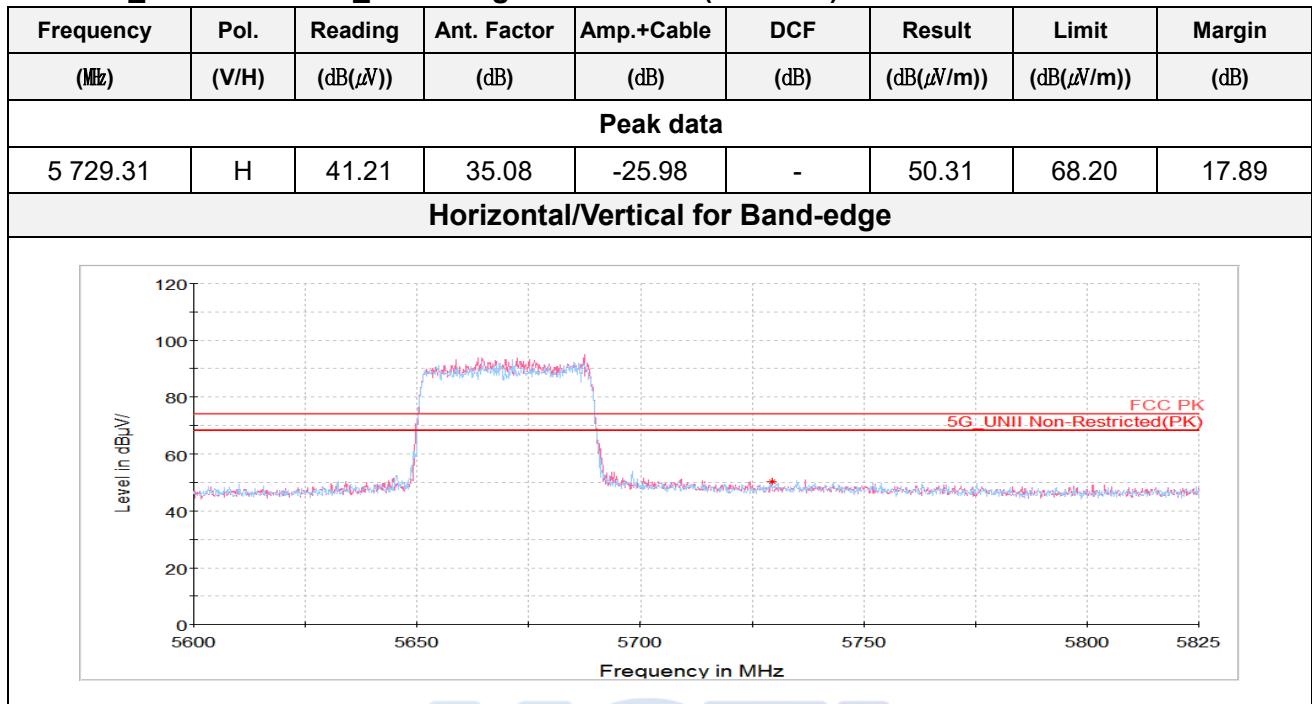
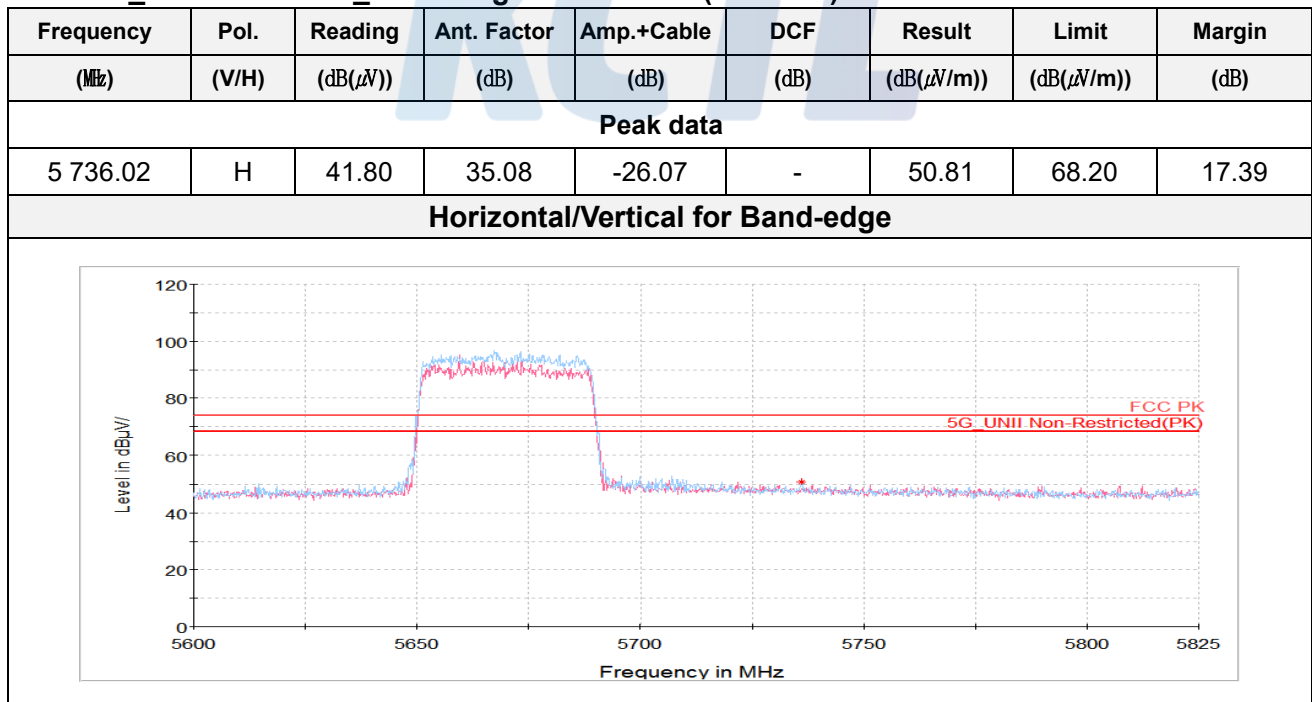
**UNII-2C 1Tx (SISO) Bandedge (Highest Channel)****802.11ax\_HE20 SU mode\_ANT 1 Highest Channel (5 700 MHz)**

Frequency	Pol.	Reading	Ant. Factor	Amp.+Cable	DCF	Result	Limit	Margin
(MHz)	(V/H)	(dB( $\mu$ V))	(dB)	(dB)	(dB)	(dB( $\mu$ V/m))	(dB( $\mu$ V/m))	(dB)
<b>Peak data</b>								
5 725.02	H	42.51	35.07	-25.92	-	51.66	68.20	16.54

**Horizontal/Vertical for Band-edge****802.11ax\_HE20 SU mode\_ANT 2 Highest Channel (5 700 MHz)**

Frequency	Pol.	Reading	Ant. Factor	Amp.+Cable	DCF	Result	Limit	Margin
(MHz)	(V/H)	(dB( $\mu$ V))	(dB)	(dB)	(dB)	(dB( $\mu$ V/m))	(dB( $\mu$ V/m))	(dB)
<b>Peak data</b>								
5 725.19	H	44.80	35.07	-25.92	-	53.95	68.20	14.25

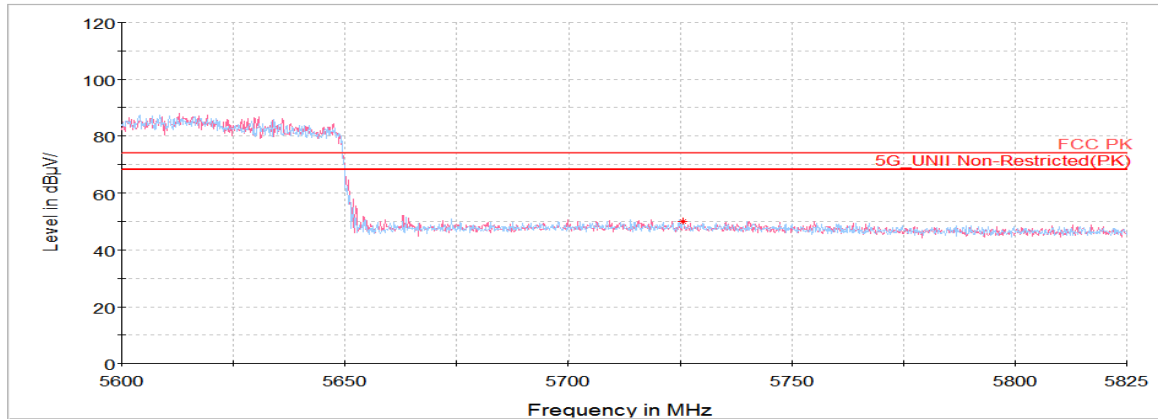
**Horizontal/Vertical for Band-edge**

**802.11ax\_HE40 SU mode\_ANT 1 Highest Channel (5 670 MHz)****802.11ax\_HE40 SU mode\_ANT 2 Highest Channel (5 670 MHz)**

**802.11ax\_HE80 SU mode\_ANT 1 Highest Channel (5 610 MHz)**

Frequency	Pol.	Reading	Ant. Factor	Amp.+Cable	DCF	Result	Limit	Margin
(MHz)	(V/H)	(dB( $\mu$ V))	(dB)	(dB)	(dB)	(dB( $\mu$ V/m))	(dB( $\mu$ V/m))	(dB)
<b>Peak data</b>								
5 725.53	V	37.20	35.07	-25.92	-	46.35	68.20	21.85

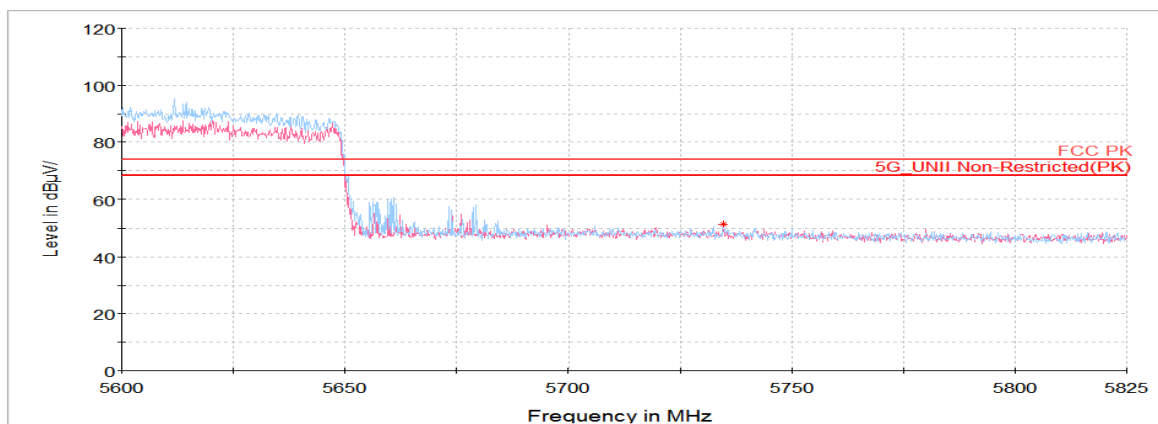
**Horizontal/Vertical for Band-edge**



**802.11ax\_HE80 SU mode\_ANT 2 Highest Channel (5 610 MHz)**

Frequency	Pol.	Reading	Ant. Factor	Amp.+Cable	DCF	Result	Limit	Margin
(MHz)	(V/H)	(dB( $\mu$ V))	(dB)	(dB)	(dB)	(dB( $\mu$ V/m))	(dB( $\mu$ V/m))	(dB)
<b>Peak data</b>								
5 734.64	H	42.35	35.08	-26.05	-	51.38	68.20	16.82

**Horizontal/Vertical for Band-edge**





**802.11ax\_RU mode (HE 80 / 484T / RU offset 66)\_ANT 1 Highest Channel (5 610 MHz)**

Frequency	Pol.	Reading	Ant. Factor	Amp.+Cable	DCF	Result	Limit	Margin
(MHz)	(V/H)	(dB( $\mu$ V))	(dB)	(dB)	(dB)	(dB( $\mu$ V/m))	(dB( $\mu$ V/m))	(dB)
<b>Peak data</b>								
5 736.02	H	51.16	35.08	-26.07	-	60.17	68.20	8.03

**802.11ax\_RU mode (HE 80 / 484T / RU offset 66)\_ANT 2 Highest Channel (5 610 MHz)**

Frequency	Pol.	Reading	Ant. Factor	Amp.+Cable	DCF	Result	Limit	Margin
(MHz)	(V/H)	(dB( $\mu$ V))	(dB)	(dB)	(dB)	(dB( $\mu$ V/m))	(dB( $\mu$ V/m))	(dB)
<b>Peak data</b>								
5 730.86	H	41.02	35.08	-26.00	-	50.10	68.20	18.10

**802.11ax\_RU mode (HE 40 / 242T / RU offset 62)\_ANT 1 Highest Channel (5 670 MHz)**

Frequency	Pol.	Reading	Ant. Factor	Amp.+Cable	DCF	Result	Limit	Margin
(MHz)	(V/H)	(dB( $\mu$ V))	(dB)	(dB)	(dB)	(dB( $\mu$ V/m))	(dB( $\mu$ V/m))	(dB)
<b>Peak data</b>								
5 734.13	H	51.34	35.08	-26.05	-	60.37	68.20	7.83

**802.11ax\_RU mode (HE 80 / 242T / RU offset 64)\_ANT 2 Highest Channel (5 610 MHz)**

Frequency	Pol.	Reading	Ant. Factor	Amp.+Cable	DCF	Result	Limit	Margin
(MHz)	(V/H)	(dB( $\mu$ V))	(dB)	(dB)	(dB)	(dB( $\mu$ V/m))	(dB( $\mu$ V/m))	(dB)
<b>Peak data</b>								
5 733.09	H	42.05	35.08	-26.03	-	51.10	68.20	17.10

**802.11ax\_RU mode (HE 20 / 106T / RU offset 54)\_ANT 1 Highest Channel (5 700 MHz)**

Frequency	Pol.	Reading	Ant. Factor	Amp.+Cable	DCF	Result	Limit	Margin
(MHz)	(V/H)	(dB( $\mu$ V))	(dB)	(dB)	(dB)	(dB( $\mu$ V/m))	(dB( $\mu$ V/m))	(dB)
<b>Peak data</b>								
5 737.05	H	51.48	35.08	-26.09	-	60.47	68.20	7.73

**802.11ax\_RU mode (HE 20 / 106T / RU offset 54)\_ANT 2 Highest Channel (5 700 MHz)**

Frequency	Pol.	Reading	Ant. Factor	Amp.+Cable	DCF	Result	Limit	Margin
(MHz)	(V/H)	(dB( $\mu$ V))	(dB)	(dB)	(dB)	(dB( $\mu$ V/m))	(dB( $\mu$ V/m))	(dB)
<b>Peak data</b>								
5 729.66	H	41.55	35.08	-25.98	-	50.65	68.20	17.55

**802.11ax\_RU mode (HE 20 / 52T / RU offset 40)\_ANT 1 Highest Channel (5 700 MHz)**

Frequency	Pol.	Reading	Ant. Factor	Amp.+Cable	DCF	Result	Limit	Margin
(MHz)	(V/H)	(dB( $\mu$ V))	(dB)	(dB)	(dB)	(dB( $\mu$ V/m))	(dB( $\mu$ V/m))	(dB)
<b>Peak data</b>								
5 730.17	H	51.12	35.08	-25.99	-	60.21	68.20	7.99

**802.11ax\_RU mode (HE 20 / 52T / RU offset 40)\_ANT 2 Highest Channel (5 700 MHz)**

Frequency	Pol.	Reading	Ant. Factor	Amp.+Cable	DCF	Result	Limit	Margin
(MHz)	(V/H)	(dB( $\mu$ V))	(dB)	(dB)	(dB)	(dB( $\mu$ V/m))	(dB( $\mu$ V/m))	(dB)
<b>Peak data</b>								
5 731.89	H	41.48	35.08	-26.01	-	50.55	68.20	17.65

**802.11ax\_RU mode (HE 20 / 26T / RU offset 8)\_ANT 1 Highest Channel (5 700 MHz)**

Frequency	Pol.	Reading	Ant. Factor	Amp.+Cable	DCF	Result	Limit	Margin
(MHz)	(V/H)	(dB( $\mu$ V))	(dB)	(dB)	(dB)	(dB( $\mu$ V/m))	(dB( $\mu$ V/m))	(dB)
<b>Peak data</b>								
5 727.08	H	52.02	35.07	-25.95	-	61.14	68.20	7.06

**802.11ax\_RU mode (HE 20 / 26T / RU offset 8)\_ANT 2 Highest Channel (5 700 MHz)**

Frequency	Pol.	Reading	Ant. Factor	Amp.+Cable	DCF	Result	Limit	Margin
(MHz)	(V/H)	(dB( $\mu$ V))	(dB)	(dB)	(dB)	(dB( $\mu$ V/m))	(dB( $\mu$ V/m))	(dB)
<b>Peak data</b>								
5 736.88	V	42.82	35.08	-26.09	-	51.81	68.20	16.39

**UNII-2C 1Tx (SISO) Harmonics and Spurious Emissions****802.11ax\_HE20 SU mode\_ANT 1 Lowest Channel (5 500 MHz)**

Frequency	Pol.	Reading	Ant. Factor	Amp.+Cable	DCF	Result	Limit	Margin
(MHz)	(V/H)	(dB( $\mu$ V))	(dB)	(dB)	(dB)	(dB( $\mu$ V/m))	(dB( $\mu$ V/m))	(dB)
<b>Peak data</b>								
10 990.03 <sup>1)</sup>	V	61.77	37.69	-51.89	-	47.57	74.00	26.43
16 530.52	V	56.22	41.53	-45.25	-	52.50	68.20	15.70
<b>Average Data</b>								
No spurious emissions were detected within 20 dB of the limit								

**802.11ax\_HE20 SU mode\_ANT 1 Middle Channel (5 580 MHz)**

Frequency	Pol.	Reading	Ant. Factor	Amp.+Cable	DCF	Result	Limit	Margin
(MHz)	(V/H)	(dB( $\mu$ V))	(dB)	(dB)	(dB)	(dB( $\mu$ V/m))	(dB( $\mu$ V/m))	(dB)
<b>Peak data</b>								
11 159.30 <sup>1)</sup>	V	63.48	37.80	-51.18	-	50.10	74.00	23.90
16 559.63	H	56.24	41.56	-45.36	-	52.44	68.20	15.76
<b>Average Data</b>								
No spurious emissions were detected within 20 dB of the limit								

**802.11ax\_HE20 SU mode\_ANT 1 Highest Channel (5 700 MHz)**

Frequency	Pol.	Reading	Ant. Factor	Amp.+Cable	DCF	Result	Limit	Margin
(MHz)	(V/H)	(dB( $\mu$ V))	(dB)	(dB)	(dB)	(dB( $\mu$ V/m))	(dB( $\mu$ V/m))	(dB)
<b>Peak data</b>								
11 405.47 <sup>1)</sup>	V	62.43	37.94	-50.08	-	50.29	74.00	23.71
16 551.00	V	55.85	41.55	-45.32	-	52.08	68.20	16.12
<b>Average Data</b>								
No spurious emissions were detected within 20 dB of the limit								

**802.11ax\_HE20 SU mode\_ANT 2 Lowest Channel (5 500 MHz)**

Frequency	Pol.	Reading	Ant. Factor	Amp.+Cable	DCF	Result	Limit	Margin
(MHz)	(V/H)	(dB( $\mu$ V))	(dB)	(dB)	(dB)	(dB( $\mu$ V/m))	(dB( $\mu$ V/m))	(dB)
<b>Peak data</b>								
10 988.59 <sup>1)</sup>	V	61.33	37.69	-51.89	-	47.13	74.00	26.87
16 553.16	H	56.22	41.55	-45.33	-	52.44	68.20	15.76
<b>Average Data</b>								
No spurious emissions were detected within 20 dB of the limit								

**802.11ax\_HE20 SU mode\_ANT 2 Middle Channel (5 580 MHz)**

Frequency	Pol.	Reading	Ant. Factor	Amp.+Cable	DCF	Result	Limit	Margin
(MHz)	(V/H)	(dB( $\mu$ V))	(dB)	(dB)	(dB)	(dB( $\mu$ V/m))	(dB( $\mu$ V/m))	(dB)
<b>Peak data</b>								
11 157.14 <sup>1)</sup>	V	59.72	37.79	-51.19	-	46.32	74.00	27.68
16 558.91	V	56.82	41.56	-45.35	-	53.03	68.20	15.17
<b>Average Data</b>								
No spurious emissions were detected within 20 dB of the limit								

**802.11ax\_HE20 SU mode\_ANT 2 Highest Channel (5 700 MHz)**

Frequency	Pol.	Reading	Ant. Factor	Amp.+Cable	DCF	Result	Limit	Margin
(MHz)	(V/H)	(dB( $\mu$ V))	(dB)	(dB)	(dB)	(dB( $\mu$ V/m))	(dB( $\mu$ V/m))	(dB)
<b>Peak data</b>								
11 148.88 <sup>1)</sup>	H	57.68	37.79	-51.23	-	44.24	74.00	29.76
16 543.45	V	56.09	41.54	-45.30	-	52.33	68.20	15.87
<b>Average Data</b>								
No spurious emissions were detected within 20 dB of the limit								

**802.11ax\_HE40 SU mode\_ANT 1 Lowest Channel (5 510 MHz)**

Frequency	Pol.	Reading	Ant. Factor	Amp.+Cable	DCF	Result	Limit	Margin
(MHz)	(V/H)	(dB( $\mu$ V))	(dB)	(dB)	(dB)	(dB( $\mu$ V/m))	(dB( $\mu$ V/m))	(dB)
<b>Peak data</b>								
11 045.02 <sup>1)</sup>	V	60.97	37.73	-51.70	-	47.00	74.00	27.00
16 552.80	V	56.29	41.55	-45.33	-	52.51	68.20	15.69
<b>Average Data</b>								
No spurious emissions were detected within 20 dB of the limit								

**802.11ax\_HE40 SU mode\_ANT 1 Middle Channel (5 590 MHz)**

Frequency	Pol.	Reading	Ant. Factor	Amp.+Cable	DCF	Result	Limit	Margin
(MHz)	(V/H)	(dB( $\mu$ V))	(dB)	(dB)	(dB)	(dB( $\mu$ V/m))	(dB( $\mu$ V/m))	(dB)
<b>Peak data</b>								
11 185.53 <sup>1)</sup>	V	60.78	37.81	-51.07	-	47.52	74.00	26.48
16 550.28	V	55.75	41.55	-45.32	-	51.98	68.20	16.22
<b>Average Data</b>								
No spurious emissions were detected within 20 dB of the limit								

**802.11ax\_HE40 SU mode\_ANT 1 Highest Channel (5 670 MHz)**

Frequency	Pol.	Reading	Ant. Factor	Amp.+Cable	DCF	Result	Limit	Margin
(MHz)	(V/H)	(dB( $\mu$ V))	(dB)	(dB)	(dB)	(dB( $\mu$ V/m))	(dB( $\mu$ V/m))	(dB)
<b>Peak data</b>								
11 366.30 <sup>1)</sup>	V	61.99	37.92	-50.26	-	49.65	74.00	24.35
16 552.44	H	56.10	41.55	-45.33	-	52.32	68.20	15.88
<b>Average Data</b>								
No spurious emissions were detected within 20 dB of the limit								

**802.11ax\_HE40 SU mode\_ANT 2 Lowest Channel (5 510 MHz)**

Frequency	Pol.	Reading	Ant. Factor	Amp.+Cable	DCF	Result	Limit	Margin
(MHz)	(V/H)	(dB( $\mu$ V))	(dB)	(dB)	(dB)	(dB( $\mu$ V/m))	(dB( $\mu$ V/m))	(dB)
<b>Peak data</b>								
11 035.67 <sup>1)</sup>	V	59.30	37.72	-51.74	-	45.28	74.00	28.72
16 544.17	V	56.03	41.54	-45.30	-	52.27	68.20	15.93
<b>Average Data</b>								
No spurious emissions were detected within 20 dB of the limit								

**802.11ax\_HE40 SU mode\_ANT 2 Middle Channel (5 590 MHz)**

Frequency	Pol.	Reading	Ant. Factor	Amp.+Cable	DCF	Result	Limit	Margin
(MHz)	(V/H)	(dB( $\mu$ V))	(dB)	(dB)	(dB)	(dB( $\mu$ V/m))	(dB( $\mu$ V/m))	(dB)
<b>Peak data</b>								
11 158.22 <sup>1)</sup>	V	59.32	37.79	-51.19	-	45.92	74.00	28.08
16 547.05	V	56.13	41.55	-45.31	-	52.37	68.20	15.83
<b>Average Data</b>								
No spurious emissions were detected within 20 dB of the limit								

**802.11ax\_HE40 SU mode\_ANT 2 Highest Channel (5 670 MHz)**

Frequency	Pol.	Reading	Ant. Factor	Amp.+Cable	DCF	Result	Limit	Margin
(MHz)	(V/H)	(dB( $\mu$ V))	(dB)	(dB)	(dB)	(dB( $\mu$ V/m))	(dB( $\mu$ V/m))	(dB)
<b>Peak data</b>								
11 335.03 <sup>1)</sup>	V	59.23	37.90	-50.40	-	46.73	74.00	27.27
16 542.38	H	56.31	41.54	-45.29	-	52.56	68.20	15.64
<b>Average Data</b>								
No spurious emissions were detected within 20 dB of the limit								

**802.11ax\_HE80 SU mode\_ANT 1 Lowest Channel (5 530 MHz)**

Frequency	Pol.	Reading	Ant. Factor	Amp.+Cable	DCF	Result	Limit	Margin
(MHz)	(V/H)	(dB( $\mu$ V))	(dB)	(dB)	(dB)	(dB( $\mu$ V/m))	(dB( $\mu$ V/m))	(dB)
<b>Peak data</b>								
11 041.42 <sup>1)</sup>	V	60.01	37.72	-51.71	-	46.02	74.00	27.98
16 561.78	H	55.98	41.56	-45.36	-	52.18	68.20	16.02
<b>Average Data</b>								
No spurious emissions were detected within 20 dB of the limit								

**802.11ax\_HE80 SU mode\_ANT 1 Highest Channel (5 610 MHz)**

Frequency	Pol.	Reading	Ant. Factor	Amp.+Cable	DCF	Result	Limit	Margin
(MHz)	(V/H)	(dB( $\mu$ V))	(dB)	(dB)	(dB)	(dB( $\mu$ V/m))	(dB( $\mu$ V/m))	(dB)
<b>Peak data</b>								
11 219.67 <sup>1)</sup>	V	59.42	37.83	-50.91	-	46.34	74.00	27.66
16 533.75	V	56.08	41.53	-45.26	-	52.35	68.20	15.85
<b>Average Data</b>								
No spurious emissions were detected within 20 dB of the limit								

**802.11ax\_HE80 SU mode\_ANT 2 Lowest Channel (5 530 MHz)**

Frequency	Pol.	Reading	Ant. Factor	Amp.+Cable	DCF	Result	Limit	Margin
(MHz)	(V/H)	(dB( $\mu$ V))	(dB)	(dB)	(dB)	(dB( $\mu$ V/m))	(dB( $\mu$ V/m))	(dB)
<b>Peak data</b>								
11 100.72 <sup>1)</sup>	H	59.40	37.76	-51.45	-	45.71	74.00	28.29
16 554.95	V	56.21	41.55	-45.34	-	52.42	68.20	15.78
<b>Average Data</b>								
No spurious emissions were detected within 20 dB of the limit								

**802.11ax\_HE80 SU mode\_ANT 2 Highest Channel (5 610 MHz)**

Frequency	Pol.	Reading	Ant. Factor	Amp.+Cable	DCF	Result	Limit	Margin
(MHz)	(V/H)	(dB( $\mu$ V))	(dB)	(dB)	(dB)	(dB( $\mu$ V/m))	(dB( $\mu$ V/m))	(dB)
<b>Peak data</b>								
11 216.44 <sup>1)</sup>	H	59.24	37.83	-50.93	-	46.14	74.00	27.86
16 547.77	V	56.32	41.55	-45.31	-	52.56	68.20	15.64
<b>Average Data</b>								
No spurious emissions were detected within 20 dB of the limit								

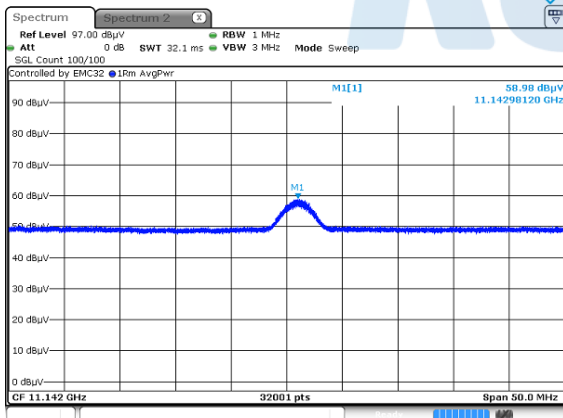
**802.11ax\_RU mode (HE 20 / 26T / RU offset 8)\_ANT 1 Lowest Channel (5 500 MHz)**

Frequency	Pol.	Reading	Ant. Factor	Amp.+Cable	DCF	Result	Limit	Margin
(MHz)	(V/H)	(dB(μV))	(dB)	(dB)	(dB)	(dB(μV/m))	(dB(μV/m))	(dB)
<b>Peak data</b>								
11 017.70 <sup>1)</sup>	V	62.69	37.71	-51.82	-	48.58	74.00	25.42
16 565.02	V	55.98	41.57	-45.38	-	52.17	68.20	16.03
<b>Average Data</b>								
No spurious emissions were detected within 20 dB of the limit								

**802.11ax\_RU mode (HE 20 / 26T / RU offset 0)\_ANT 1 Middle Channel (5 580 MHz)**

Frequency	Pol.	Reading	Ant. Factor	Amp.+Cable	DCF	Result	Limit	Margin
(MHz)	(V/H)	(dB(μV))	(dB)	(dB)	(dB)	(dB(μV/m))	(dB(μV/m))	(dB)
<b>Peak data</b>								
11 142.98 <sup>1)</sup>	V	68.95	37.79	-51.26	-	55.48	74.00	18.52
16 761.59	V	56.60	41.76	-46.10	-	52.26	74.00	21.74
<b>Average Data</b>								
11 142.98 <sup>1)</sup>	V	58.98	37.79	-51.26	0.10	45.61	54.00	8.39

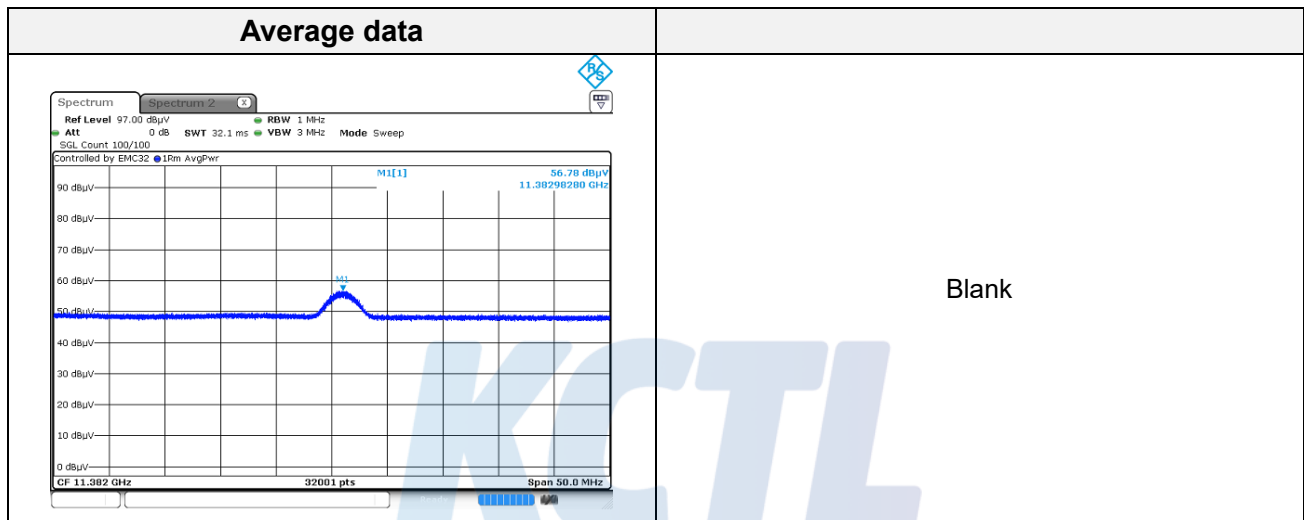
**Average data**



Blank

**802.11ax\_RU mode (HE 20 / 26T / RU offset 0)\_ANT 1 Highest Channel (5 700 MHz)**

Frequency	Pol.	Reading	Ant. Factor	Amp.+Cable	DCF	Result	Limit	Margin
(MHz)	(V/H)	(dB(μV))	(dB)	(dB)	(dB)	(dB(μV/m))	(dB(μV/m))	(dB)
<b>Peak data</b>								
11 382.98 <sup>1)</sup>	V	70.09	37.93	-50.18	-	57.84	74.00	16.16
16 550.64	H	55.65	41.55	-45.32	-	51.88	68.20	16.32
<b>Average Data</b>								
11 382.98 <sup>1)</sup>	H	56.78	37.93	-50.18	0.10	44.63	54.00	9.37



**802.11ax\_RU mode (HE 20 / 26T / RU offset 8)\_ANT 2 Lowest Channel (5 500 MHz)**

Frequency	Pol.	Reading	Ant. Factor	Amp.+Cable	DCF	Result	Limit	Margin
(MHz)	(V/H)	(dB(μV))	(dB)	(dB)	(dB)	(dB(μV/m))	(dB(μV/m))	(dB)
<b>Peak data</b>								
11 017.34 <sup>1)</sup>	V	61.68	37.71	-51.82	-	47.57	74.00	26.43
16 552.44	V	56.26	41.55	-45.33	-	52.48	68.20	15.72
<b>Average Data</b>								
No spurious emissions were detected within 20 dB of the limit								



**802.11ax\_RU mode (HE 20 / 26T / RU offset 0)\_ANT 2 Middle Channel (5 580 MHz)**

Frequency	Pol.	Reading	Ant. Factor	Amp.+Cable	DCF	Result	Limit	Margin
(MHz)	(V/H)	(dB( $\mu$ V))	(dB)	(dB)	(dB)	(dB( $\mu$ V/m))	(dB( $\mu$ V/m))	(dB)
<b>Peak data</b>								
11 142.77 <sup>1)</sup>	V	60.22	37.79	-51.26	-	46.75	74.00	27.25
16 565.73	V	56.39	41.57	-45.38	-	52.58	68.20	15.62
<b>Average Data</b>								
No spurious emissions were detected within 20 dB of the limit								

**802.11ax\_RU mode (HE 20 / 26T / RU offset 0)\_ANT 2 Highest Channel (5 700 MHz)**

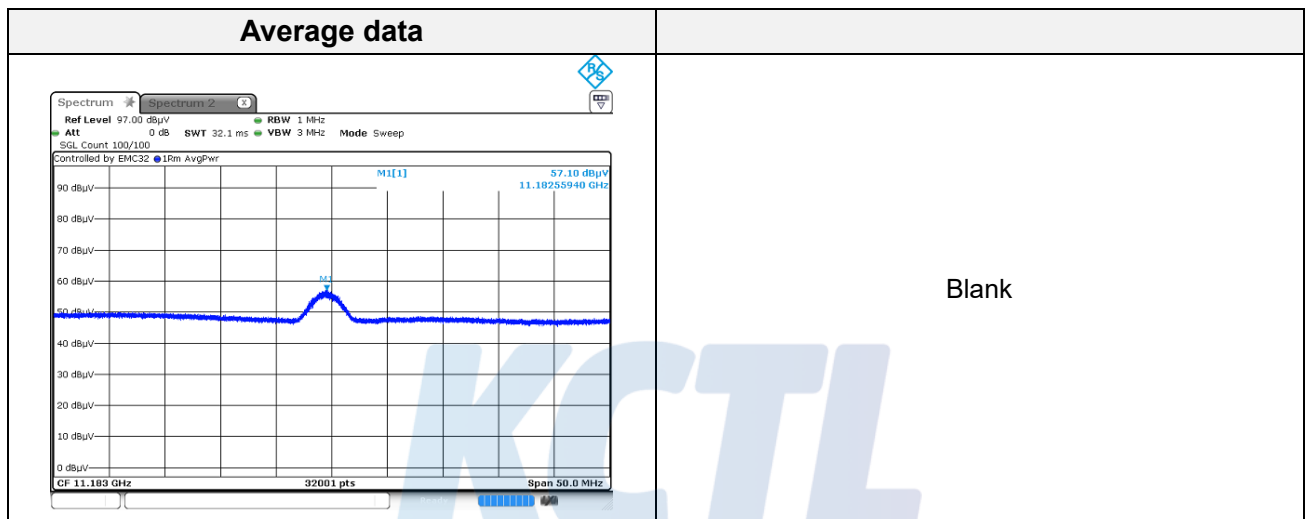
Frequency	Pol.	Reading	Ant. Factor	Amp.+Cable	DCF	Result	Limit	Margin
(MHz)	(V/H)	(dB( $\mu$ V))	(dB)	(dB)	(dB)	(dB( $\mu$ V/m))	(dB( $\mu$ V/m))	(dB)
<b>Peak data</b>								
11 382.83 <sup>1)</sup>	V	59.18	37.93	-50.18	-	46.93	74.00	27.07
16 686.13	V	56.86	41.69	-45.82	-	52.73	68.20	15.47
<b>Average Data</b>								
No spurious emissions were detected within 20 dB of the limit								

**802.11ax\_RU mode (HE 40 / 26T / RU offset 9)\_ANT 1 Lowest Channel (5 510 MHz)**

Frequency	Pol.	Reading	Ant. Factor	Amp.+Cable	DCF	Result	Limit	Margin
(MHz)	(V/H)	(dB( $\mu$ V))	(dB)	(dB)	(dB)	(dB( $\mu$ V/m))	(dB( $\mu$ V/m))	(dB)
<b>Peak data</b>								
11 022.02 <sup>1)</sup>	V	64.23	37.71	-51.80	-	50.14	74.00	23.86
16 563.58	V	56.00	41.56	-45.37	-	52.19	68.20	16.01
<b>Average Data</b>								
No spurious emissions were detected within 20 dB of the limit								

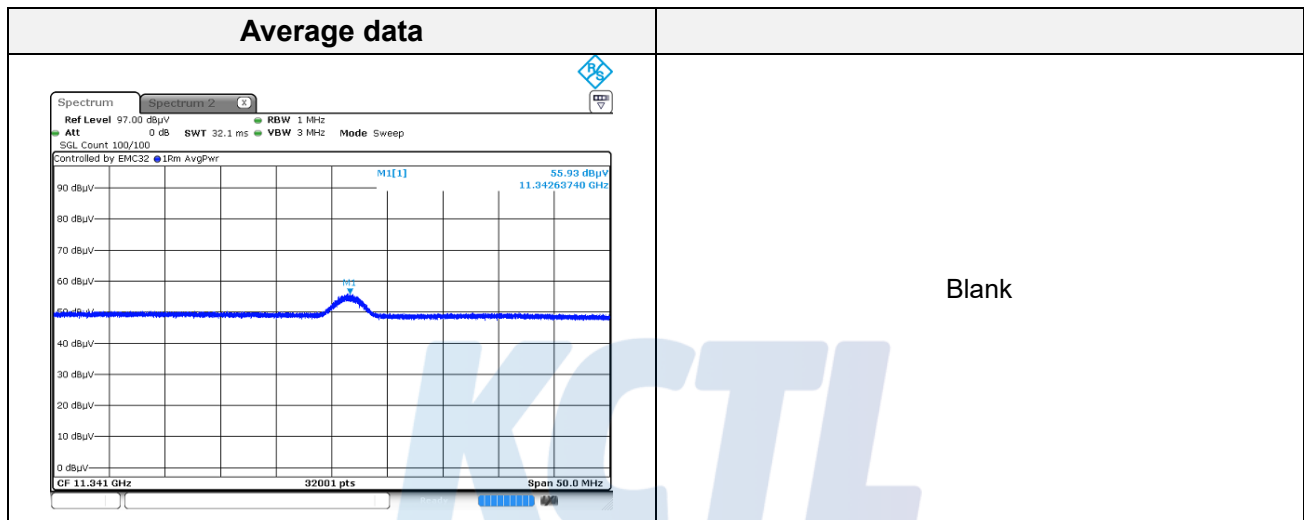
**802.11ax\_RU mode (HE 40 / 26T / RU offset 9)\_ANT 1 Middle Channel (5 590 MHz)**

Frequency	Pol.	Reading	Ant. Factor	Amp.+Cable	DCF	Result	Limit	Margin
(MHz)	(V/H)	(dB(μV))	(dB)	(dB)	(dB)	(dB(μV/m))	(dB(μV/m))	(dB)
<b>Peak data</b>								
11 820.74 <sup>1)</sup>	V	66.05	38.38	-50.22	-	54.21	74.00	19.79
16 576.88	V	56.99	41.58	-45.42	-	53.15	68.20	15.05
<b>Average Data</b>								
11 182.56 <sup>1)</sup>	V	56.84	38.38	-50.22	0.10	45.10	74.00	28.90



**802.11ax\_RU mode (HE 40 / 26T / RU offset 9)\_ANT 1 Highest Channel (5 670 MHz)**

Frequency	Pol.	Reading	Ant. Factor	Amp.+Cable	DCF	Result	Limit	Margin
(MHz)	(V/H)	(dB(μV))	(dB)	(dB)	(dB)	(dB(μV/m))	(dB(μV/m))	(dB)
<b>Peak data</b>								
11 342.64 <sup>1)</sup>	V	66.21	37.91	-50.36	-	53.76	74.00	20.24
16 563.22	H	56.59	41.56	-45.37	-	52.78	74.00	21.22
<b>Average Data</b>								
11 342.64 <sup>1)</sup>	V	55.93	37.91	-50.36	0.10	43.58	54.00	10.42



**802.11ax\_RU mode (HE 40 / 26T / RU offset 9)\_ANT 2 Lowest Channel (5 510 MHz)**

Frequency	Pol.	Reading	Ant. Factor	Amp.+Cable	DCF	Result	Limit	Margin
(MHz)	(V/H)	(dB(μV))	(dB)	(dB)	(dB)	(dB(μV/m))	(dB(μV/m))	(dB)
<b>Peak data</b>								
11 022.73 <sup>1)</sup>	V	61.42	37.71	-51.80	-	47.33	74.00	26.67
16 538.06	V	56.74	41.54	-45.28	-	53.00	68.20	15.20
<b>Average Data</b>								
No spurious emissions were detected within 20 dB of the limit								

**802.11ax\_RU mode (HE 40 / 26T / RU offset 9)\_ANT 2 Middle Channel (5 590 MHz)**

Frequency	Pol.	Reading	Ant. Factor	Amp.+Cable	DCF	Result	Limit	Margin
(MHz)	(V/H)	(dB(μV))	(dB)	(dB)	(dB)	(dB(μV/m))	(dB(μV/m))	(dB)
<b>Peak data</b>								
11 182.30 <sup>1)</sup>	V	61.16	37.81	-51.08	-	47.89	74.00	26.11
16 574.00	V	55.69	41.57	-45.41	-	51.85	68.20	16.35
<b>Average Data</b>								
No spurious emissions were detected within 20 dB of the limit								

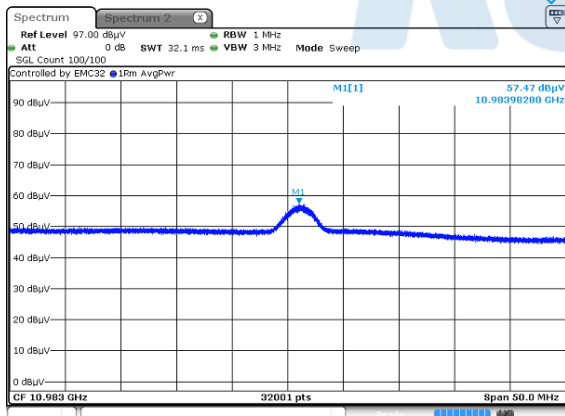
**802.11ax\_RU mode (HE 40 / 26T / RU offset 9)\_ANT 2 Highest Channel (5 670 MHz)**

Frequency	Pol.	Reading	Ant. Factor	Amp.+Cable	DCF	Result	Limit	Margin
(MHz)	(V/H)	(dB(μV))	(dB)	(dB)	(dB)	(dB(μV/m))	(dB(μV/m))	(dB)
<b>Peak data</b>								
11 342.22 <sup>1)</sup>	V	60.36	37.91	-50.37	-	47.90	74.00	26.10
16 562.86	V	56.27	41.56	-45.37	-	52.46	68.20	15.74
<b>Average Data</b>								
No spurious emissions were detected within 20 dB of the limit								

**802.11ax\_RU mode (HE 80 / 26T / RU offset 0)\_ANT 1 Lowest Channel (5 530 MHz)**

Frequency	Pol.	Reading	Ant. Factor	Amp.+Cable	DCF	Result	Limit	Margin
(MHz)	(V/H)	(dB(μV))	(dB)	(dB)	(dB)	(dB(μV/m))	(dB(μV/m))	(dB)
<b>Peak data</b>								
10 983.98 <sup>1)</sup>	V	66.27	37.69	-51.89	-	52.07	74.00	21.93
16 544.53	H	56.21	41.54	-45.30	-	52.45	68.20	15.75
<b>Average Data</b>								
10 983.98 <sup>1)</sup>	V	57.47	37.69	-51.89	0.09	43.36	54.00	10.64

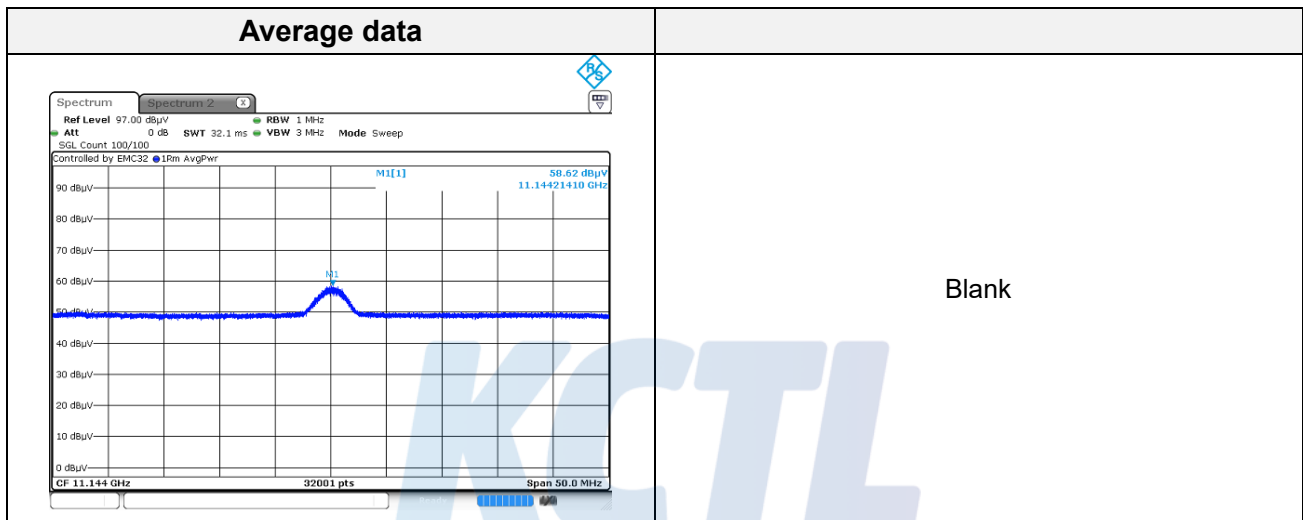
**Average data**



Blank

**802.11ax\_RU mode (HE 80 / 26T / RU offset 0)\_ANT 1 Highest Channel (5 610 MHz)**

Frequency	Pol.	Reading	Ant. Factor	Amp.+Cable	DCF	Result	Limit	Margin
(MHz)	(V/H)	(dB(μV))	(dB)	(dB)	(dB)	(dB(μV/m))	(dB(μV/m))	(dB)
<b>Peak data</b>								
11 144.21 <sup>1)</sup>	V	64.83	37.79	-51.25	-	51.37	74.00	22.63
16 374.91	H	56.66	41.75	-45.92	-	52.49	68.20	15.71
<b>Average Data</b>								
11 144.21 <sup>1)</sup>	V	58.62	37.79	-51.25	0.09	45.25	54.00	8.75



**802.11ax\_RU mode (HE 80 / 26T / RU offset 0)\_ANT 2 Lowest Channel (5 530 MHz)**

Frequency	Pol.	Reading	Ant. Factor	Amp.+Cable	DCF	Result	Limit	Margin
(MHz)	(V/H)	(dB(μV))	(dB)	(dB)	(dB)	(dB(μV/m))	(dB(μV/m))	(dB)
<b>Peak data</b>								
10 984.28 <sup>1)</sup>	V	62.40	37.69	-51.89	-	48.20	74.00	25.80
16 543.81	V	56.13	41.54	-45.30	-	52.37	68.20	15.83
<b>Average Data</b>								
No spurious emissions were detected within 20 dB of the limit								

**802.11ax\_RU mode (HE 80 / 26T / RU offset 0)\_ANT 2 Highest Channel (5 610 MHz)**

Frequency	Pol.	Reading	Ant. Factor	Amp.+Cable	DCF	Result	Limit	Margin
(MHz)	(V/H)	(dB(μV))	(dB)	(dB)	(dB)	(dB(μV/m))	(dB(μV/m))	(dB)
<b>Peak data</b>								
11 144.20 <sup>1)</sup>	V	61.32	37.79	-51.25	-	47.86	74.00	26.14
16 540.94	V	55.97	41.54	-45.29	-	52.22	68.20	15.98
<b>Average Data</b>								
No spurious emissions were detected within 20 dB of the limit								