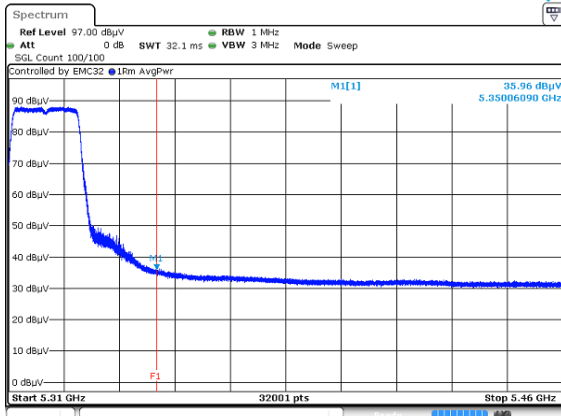


**802.11n HT20 UNII-2A ANT1**

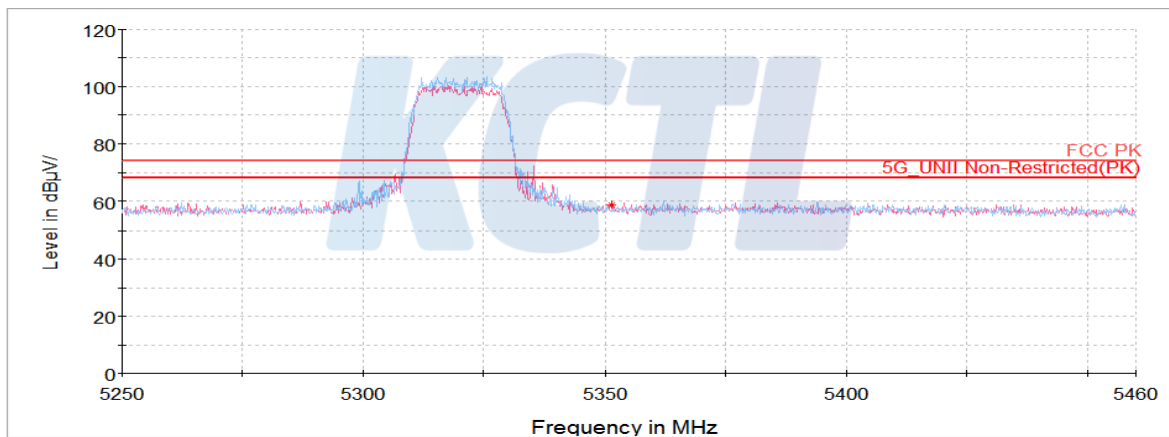
**Highest Channel (5 320 MHz)**

**Average data**



Blank

**Horizontal/Vertical for Band-edge**



**802.11n HT20 UNII-2A ANT2****Lowest Channel (5 260 MHz)**

Frequency	Pol.	Reading	Ant. Factor	Amp.+Cable	DCF	Result	Limit	Margin
(MHz)	(V/H)	(dB( $\mu$ V))	(dB)	(dB)	(dB)	(dB( $\mu$ V/m))	(dB( $\mu$ V/m))	(dB)
<b>Peak data</b>								
10 519.61	V	64.93	37.41	-51.67	-	50.67	68.20	17.53
16 577.23	V	56.65	41.58	-45.42	-	52.81	68.20	15.39
<b>Average Data</b>								
No spurious emissions were detected within 20 dB of the limit.								

**Middle Channel (5 280 MHz)**

Frequency	Pol.	Reading	Ant. Factor	Amp.+Cable	DCF	Result	Limit	Margin
(MHz)	(V/H)	(dB( $\mu$ V))	(dB)	(dB)	(dB)	(dB( $\mu$ V/m))	(dB( $\mu$ V/m))	(dB)
<b>Peak data</b>								
10 557.70	V	64.45	37.43	-51.69	-	50.19	68.20	18.01
16 534.83	V	56.41	41.53	-45.26	-	52.68	68.20	15.52
<b>Average Data</b>								
No spurious emissions were detected within 20 dB of the limit.								

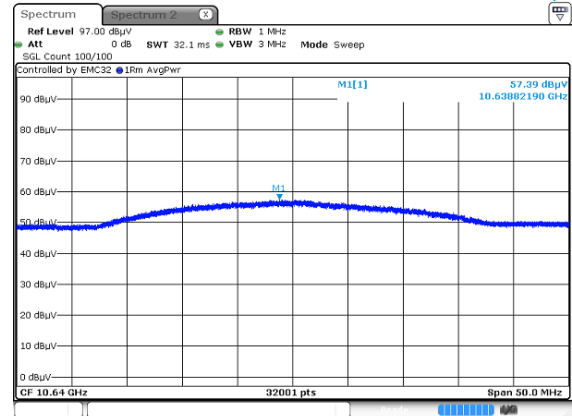
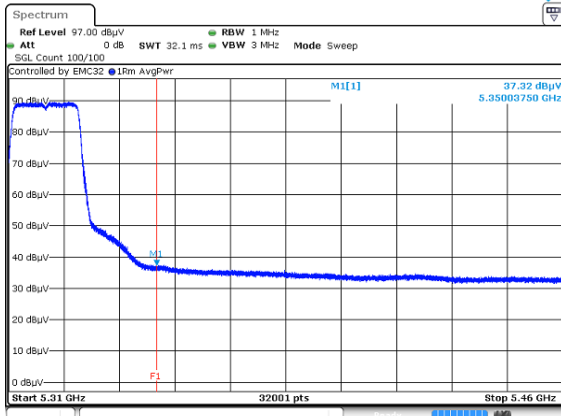
**Highest Channel (5 320 MHz)**

Frequency	Pol.	Reading	Ant. Factor	Amp.+Cable	DCF	Result	Limit	Margin
(MHz)	(V/H)	(dB( $\mu$ V))	(dB)	(dB)	(dB)	(dB( $\mu$ V/m))	(dB( $\mu$ V/m))	(dB)
<b>Peak data</b>								
5 350.04 <sup>1)</sup>	H	51.05	34.56	-26.84	-	58.77	74.00	15.23
10 638.82 <sup>1)</sup>	V	66.59	37.48	-51.73	-	52.34	74.00	21.66
16 745.78	H	57.18	41.75	-46.04	-	52.89	68.20	15.31
<b>Average Data</b>								
5 350.04 <sup>1)</sup>	H	37.32	34.56	-26.84	0.31	45.35	54.00	8.65
10 638.82 <sup>1)</sup>	V	57.39	37.48	-51.73	0.31	43.45	54.00	10.55

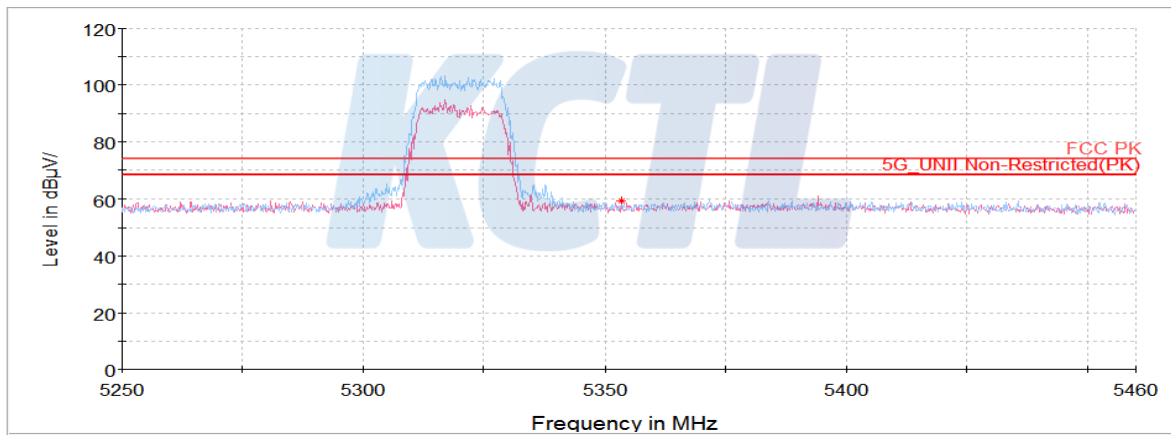
**802.11n HT20 UNII-2A ANT2**

**Highest Channel (5 320 MHz)**

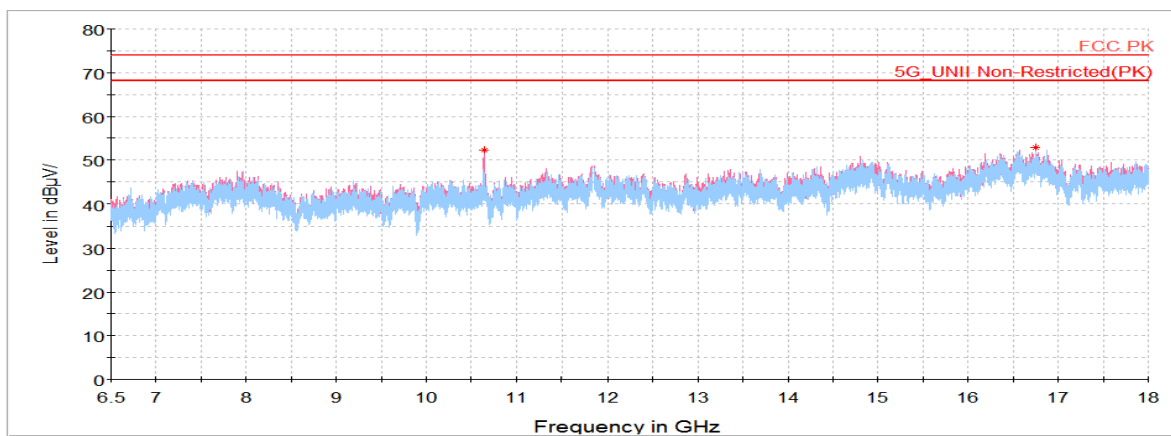
**Average data**



**Horizontal/Vertical for Band-edge**



**Horizontal/Vertical for 6.5 GHz ~ 18 GHz**



**802.11n HT20 UNII-2A 2TX MIMO****Lowest Channel (5 260 MHz)**

Frequency	Pol.	Reading	Ant. Factor	Amp.+Cable	DCF	Result	Limit	Margin
(MHz)	(V/H)	(dB( $\mu$ V))	(dB)	(dB)	(dB)	(dB( $\mu$ V/m))	(dB( $\mu$ V/m))	(dB)
<b>Peak data</b>								
10 517.45	V	67.38	37.41	-51.67	-	53.12	68.20	15.08
16 535.55	V	56.22	41.54	-45.27	-	52.49	68.20	15.71
<b>Average Data</b>								
No spurious emissions were detected within 20 dB of the limit.								

**Middle Channel (5 280 MHz)**

Frequency	Pol.	Reading	Ant. Factor	Amp.+Cable	DCF	Result	Limit	Margin
(MHz)	(V/H)	(dB( $\mu$ V))	(dB)	(dB)	(dB)	(dB( $\mu$ V/m))	(dB( $\mu$ V/m))	(dB)
<b>Peak data</b>								
10 562.38	V	66.11	37.44	-51.69	-	51.86	68.20	16.34
16 552.80	V	56.07	41.55	-45.33	-	52.29	68.20	15.91
<b>Average Data</b>								
No spurious emissions were detected within 20 dB of the limit.								

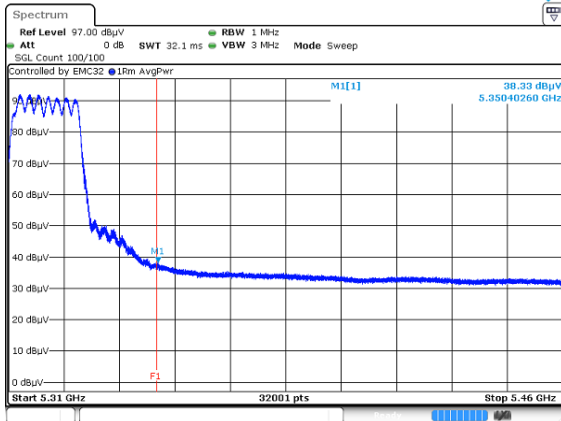
**Highest Channel (5 320 MHz)**

Frequency	Pol.	Reading	Ant. Factor	Amp.+Cable	DCF	Result	Limit	Margin
(MHz)	(V/H)	(dB( $\mu$ V))	(dB)	(dB)	(dB)	(dB( $\mu$ V/m))	(dB( $\mu$ V/m))	(dB)
<b>Peak data</b>								
5 350.40 <sup>1)</sup>	H	50.78	34.56	-26.84	-	58.50	74.00	15.50
10 642.88 <sup>1)</sup>	H	65.07	37.49	-51.73	-	50.83	74.00	23.17
16 567.17	H	56.51	41.57	-45.38	-	52.70	68.20	15.50
<b>Average Data</b>								
5 350.40 <sup>1)</sup>	H	38.33	34.56	-26.84	0.31	46.36	54.00	7.64

**802.11n HT20 UNII-2A 2TX MIMO**

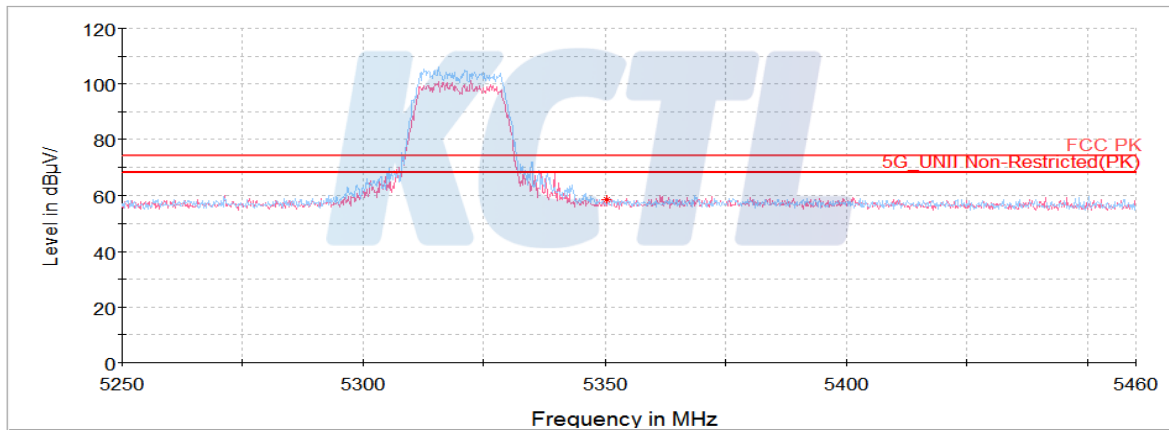
**Highest Channel (5 320 MHz)**

**Average data**



Blank

**Horizontal/Vertical for Band-edge**



**802.11n HT40 UNII-2A ANT1****Lowest Channel (5 270 MHz)**

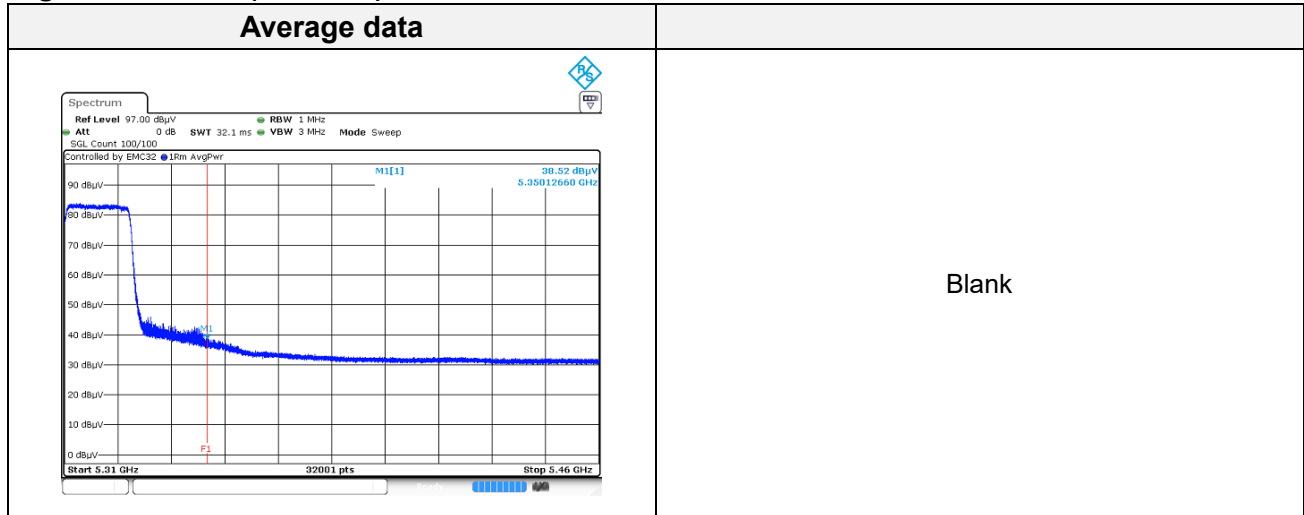
Frequency	Pol.	Reading	Ant. Factor	Amp.+Cable	DCF	Result	Limit	Margin
(MHz)	(V/H)	(dB( $\mu$ V))	(dB)	(dB)	(dB)	(dB( $\mu$ N/m))	(dB( $\mu$ N/m))	(dB)
<b>Peak data</b>								
10 512.42	H	60.20	37.41	-51.67	-	45.94	68.20	22.26
16 567.89	V	56.58	41.57	-45.39	-	52.76	68.20	15.44
<b>Average Data</b>								
No spurious emissions were detected within 20 dB of the limit.								

**Highest Channel (5 310 MHz)**

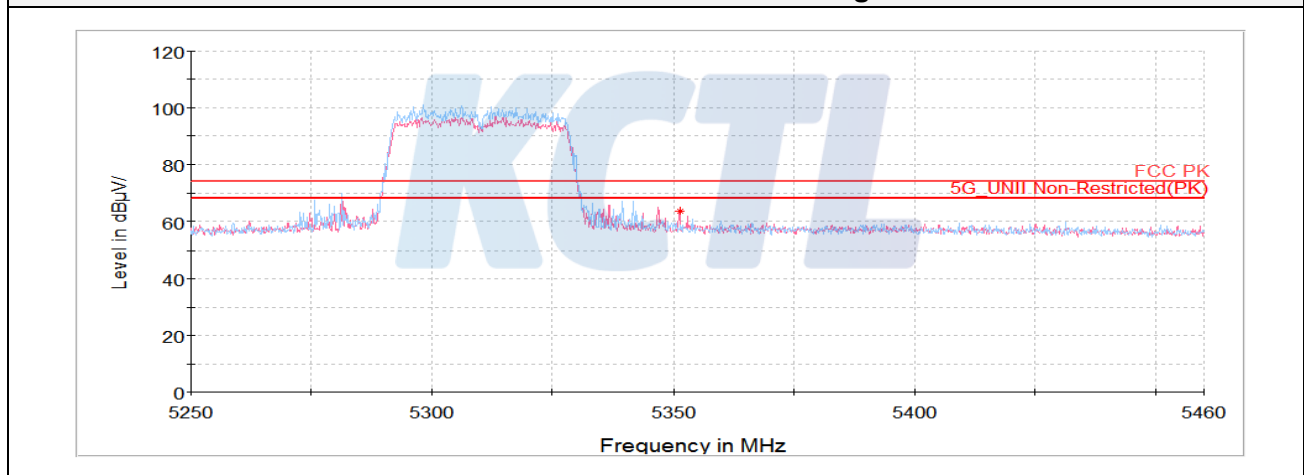
Frequency	Pol.	Reading	Ant. Factor	Amp.+Cable	DCF	Result	Limit	Margin
(MHz)	(V/H)	(dB( $\mu$ V))	(dB)	(dB)	(dB)	(dB( $\mu$ N/m))	(dB( $\mu$ N/m))	(dB)
<b>Peak data</b>								
5 350.13 <sup>1)</sup>	V	55.66	34.56	-26.84	-	63.38	74.00	10.62
10 643.23 <sup>1)</sup>	V	60.41	37.49	-51.73	-	46.17	74.00	27.83
16 360.89	V	57.46	41.72	-46.00	-	53.18	68.20	15.02
<b>Average Data</b>								
5 350.13 <sup>1)</sup>	V	38.52	34.56	-26.84	0.60	46.84	54.00	7.16

**802.11n HT40 UNII-2A ANT1**

**Highest Channel (5 310 MHz)**



**Horizontal/Vertical for Band-edge**



**802.11n HT40 UNII-2A ANT2****Lowest Channel (5 270 MHz)**

Frequency	Pol.	Reading	Ant. Factor	Amp.+Cable	DCF	Result	Limit	Margin
(MHz)	(V/H)	(dB( $\mu$ V))	(dB)	(dB)	(dB)	(dB( $\mu$ V/m))	(dB( $\mu$ V/m))	(dB)
<b>Peak data</b>								
2 410.58	H	73.23	31.92	-49.10	-	56.05	68.20	12.15
10 522.13	V	61.69	37.41	-51.68	-	47.42	68.20	20.78
16 552.08	V	57.35	41.55	-45.33	-	53.57	68.20	14.63
<b>Average Data</b>								
No spurious emissions were detected within 20 dB of the limit.								

**Highest Channel (5 310 MHz)**

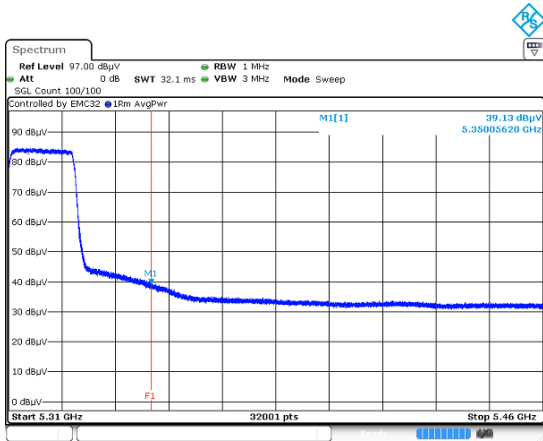
Frequency	Pol.	Reading	Ant. Factor	Amp.+Cable	DCF	Result	Limit	Margin
(MHz)	(V/H)	(dB( $\mu$ V))	(dB)	(dB)	(dB)	(dB( $\mu$ V/m))	(dB( $\mu$ V/m))	(dB)
<b>Peak data</b>								
2 410.41	V	71.99	31.92	-49.10	-	54.81	68.20	13.39
5 350.06 <sup>1)</sup>	V	55.66	34.56	-26.84	-	63.38	74.00	10.62
10 612.33 <sup>1)</sup>	V	64.40	37.47	-51.72	-	50.15	74.00	23.85
16 574.36	V	56.15	41.57	-45.41	-	52.31	68.20	15.89
<b>Average Data</b>								
5 350.06 <sup>1)</sup>	V	39.13	34.56	-26.84	0.60	47.45	54.00	6.55



**802.11n HT40 UNII-2A ANT2**

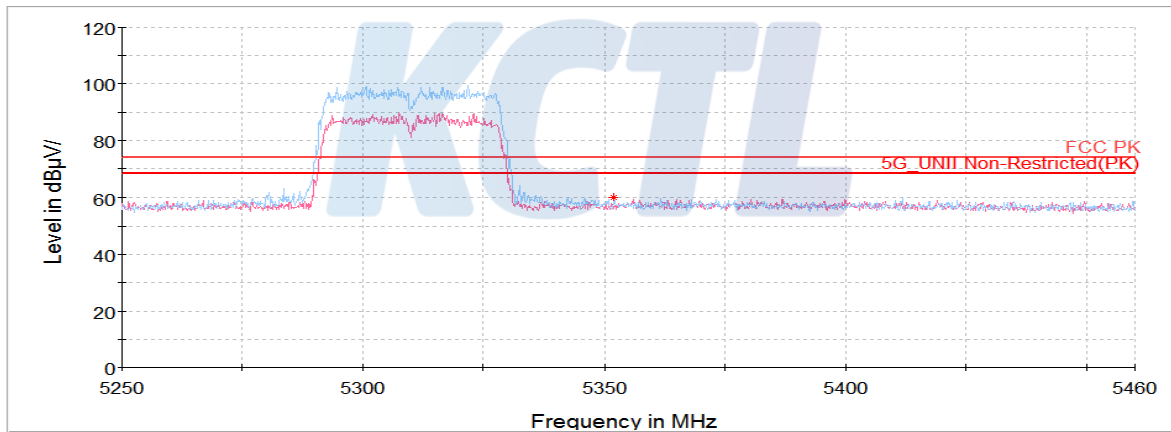
**Highest Channel (5 310 MHz)**

**Average data**



Blank

**Horizontal/Vertical for Band-edge**



**802.11n HT40 UNII-2A 2TX MIMO****Lowest Channel (5 270 MHz)**

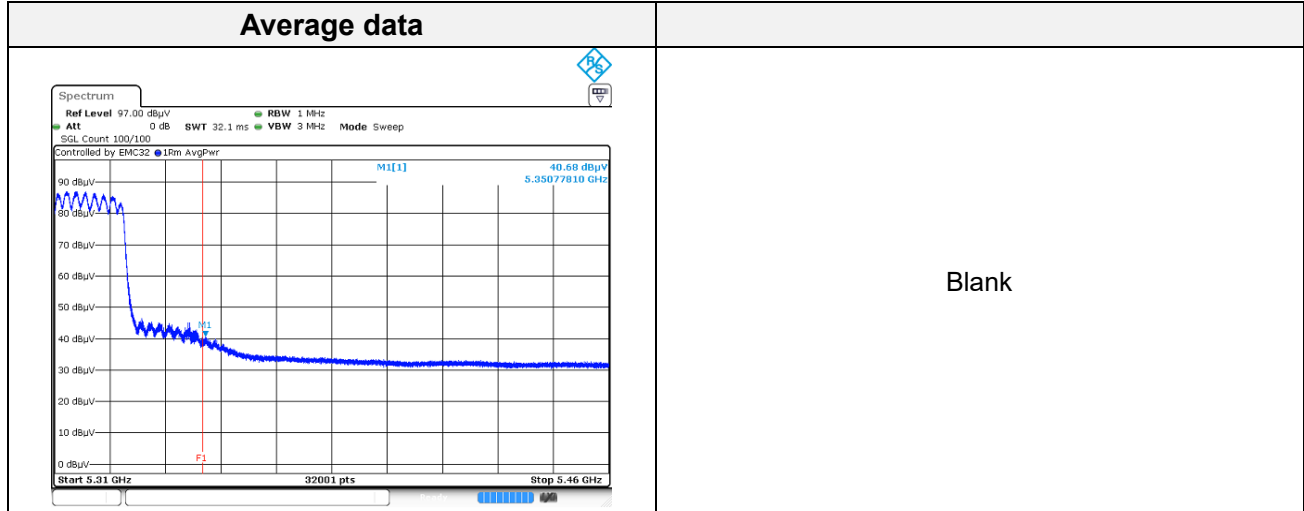
Frequency	Pol.	Reading	Ant. Factor	Amp.+Cable	DCF	Result	Limit	Margin
(MHz)	(V/H)	(dB( $\mu$ V))	(dB)	(dB)	(dB)	(dB( $\mu$ N/m))	(dB( $\mu$ N/m))	(dB)
<b>Peak data</b>								
10 544.77	V	64.13	37.43	-51.69	-	49.87	68.20	18.33
16 553.52	H	56.00	41.55	-45.33	-	52.22	68.20	15.98
<b>Average Data</b>								
No spurious emissions were detected within 20 dB of the limit.								

**Highest Channel (5 310 MHz)**

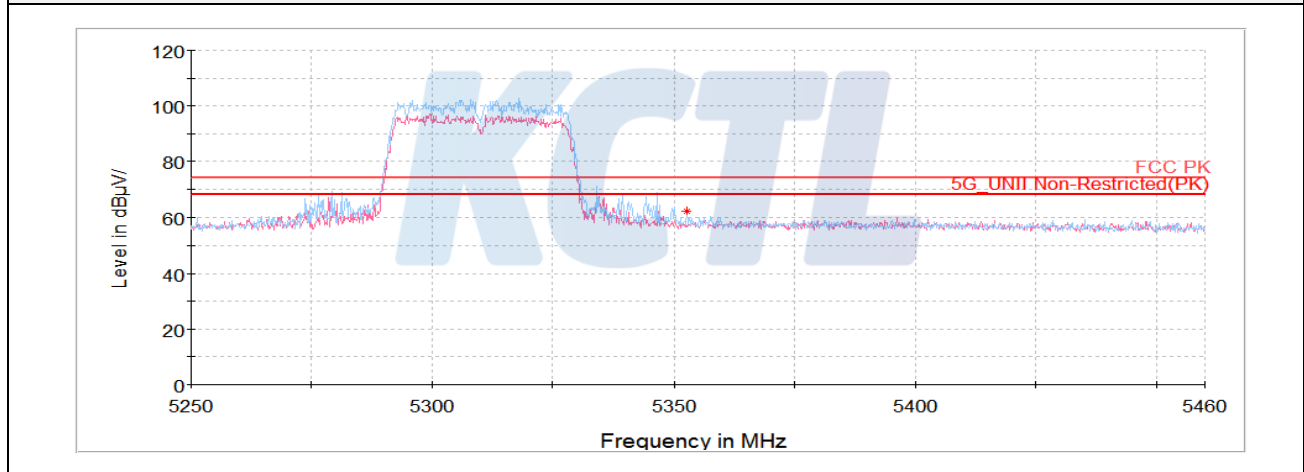
Frequency	Pol.	Reading	Ant. Factor	Amp.+Cable	DCF	Result	Limit	Margin
(MHz)	(V/H)	(dB( $\mu$ V))	(dB)	(dB)	(dB)	(dB( $\mu$ N/m))	(dB( $\mu$ N/m))	(dB)
<b>Peak data</b>								
5 350.78 <sup>1)</sup>	H	54.18	34.56	-26.84	-	61.90	74.00	12.10
10 609.45 <sup>1)</sup>	V	65.64	37.47	-51.72	-	51.39	74.00	22.61
16 598.80	V	55.99	41.60	-45.50	-	52.09	68.20	16.11
<b>Average Data</b>								
5 350.78 <sup>1)</sup>	H	40.68	34.56	-26.84	0.60	49.00	54.00	5.00

**802.11n HT40 UNII-2A 2TX MIMO**

**Highest Channel (5 310 MHz)**



**Horizontal/Vertical for Band-edge**



**802.11ac VHT20 UNII-2A ANT1****Lowest Channel (5 260 MHz)**

Frequency	Pol.	Reading	Ant. Factor	Amp.+Cable	DCF	Result	Limit	Margin
(MHz)	(V/H)	(dB( $\mu$ V))	(dB)	(dB)	(dB)	(dB( $\mu$ V/m))	(dB( $\mu$ V/m))	(dB)
<b>Peak data</b>								
10 519.25	V	60.90	37.41	-51.67	-	46.64	68.20	21.56
16 575.44	V	56.95	41.58	-45.41	-	53.12	68.20	15.08
<b>Average Data</b>								
No spurious emissions were detected within 20 dB of the limit.								

**Middle Channel (5 280 MHz)**

Frequency	Pol.	Reading	Ant. Factor	Amp.+Cable	DCF	Result	Limit	Margin
(MHz)	(V/H)	(dB( $\mu$ V))	(dB)	(dB)	(dB)	(dB( $\mu$ V/m))	(dB( $\mu$ V/m))	(dB)
<b>Peak data</b>								
10 560.58	V	62.00	37.44	-51.69	-	47.75	68.20	20.45
16 540.22	H	56.38	41.54	-45.28	-	52.64	68.20	15.56
<b>Average Data</b>								
No spurious emissions were detected within 20 dB of the limit.								

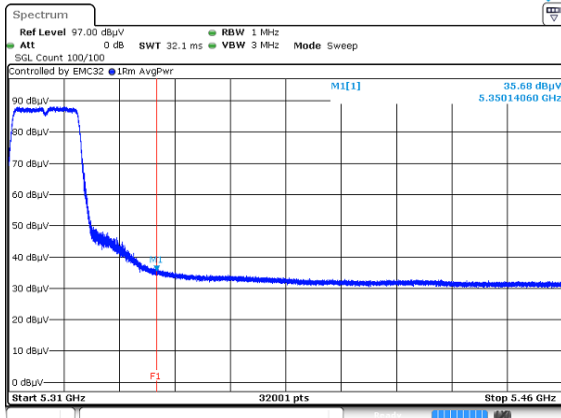
**Highest Channel (5 320 MHz)**

Frequency	Pol.	Reading	Ant. Factor	Amp.+Cable	DCF	Result	Limit	Margin
(MHz)	(V/H)	(dB( $\mu$ V))	(dB)	(dB)	(dB)	(dB( $\mu$ V/m))	(dB( $\mu$ V/m))	(dB)
<b>Peak data</b>								
5 350.14 <sup>1)</sup>	V	52.09	34.56	-26.84	-	59.81	74.00	14.19
10 636.77 <sup>1)</sup>	V	61.40	37.48	-51.73	-	47.15	74.00	26.85
16 548.13	V	56.67	41.55	-45.31	-	52.91	68.20	15.29
<b>Average Data</b>								
5 350.14 <sup>1)</sup>	V	35.68	34.56	-26.84	0.31	43.71	54.00	10.29

**802.11ac VHT20 UNII-2A ANT1**

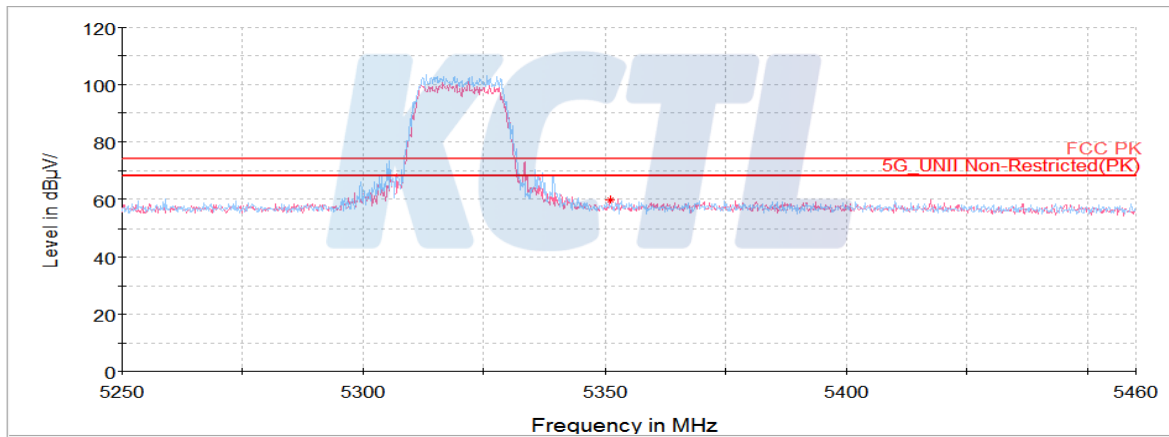
**Highest Channel (5 320 MHz)**

**Average data**



Blank

**Horizontal/Vertical for Band-edge**



**802.11ac VHT20 UNII-2A ANT2****Lowest Channel (5 260 MHz)**

Frequency	Pol.	Reading	Ant. Factor	Amp.+Cable	DCF	Result	Limit	Margin
(MHz)	(V/H)	(dB( $\mu$ V))	(dB)	(dB)	(dB)	(dB( $\mu$ V/m))	(dB( $\mu$ V/m))	(dB)
<b>Peak data</b>								
2 410.75	V	72.34	31.92	-49.10	-	55.16	68.20	13.04
10 516.38	V	65.62	37.41	-51.67	-	51.36	68.20	16.84
16 565.73	H	57.30	41.57	-45.38	-	53.49	68.20	14.71
<b>Average Data</b>								
No spurious emissions were detected within 20 dB of the limit.								

**Middle Channel (5 280 MHz)**

Frequency	Pol.	Reading	Ant. Factor	Amp.+Cable	DCF	Result	Limit	Margin
(MHz)	(V/H)	(dB( $\mu$ V))	(dB)	(dB)	(dB)	(dB( $\mu$ V/m))	(dB( $\mu$ V/m))	(dB)
<b>Peak data</b>								
10 565.61	V	64.22	37.44	-51.70	-	49.96	68.20	18.24
16 563.58	V	56.56	41.56	-45.37	-	52.75	68.20	15.45
<b>Average Data</b>								
No spurious emissions were detected within 20 dB of the limit.								

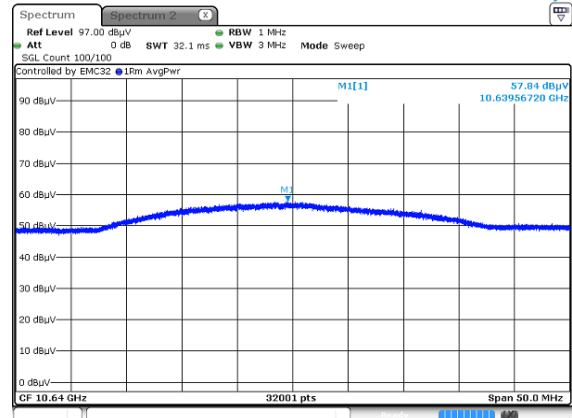
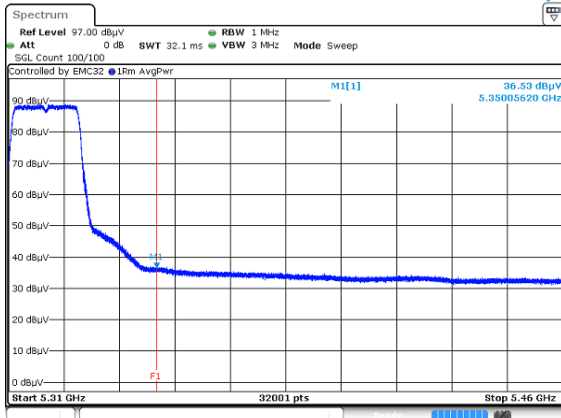
**Highest Channel (5 320 MHz)**

Frequency	Pol.	Reading	Ant. Factor	Amp.+Cable	DCF	Result	Limit	Margin
(MHz)	(V/H)	(dB( $\mu$ V))	(dB)	(dB)	(dB)	(dB( $\mu$ V/m))	(dB( $\mu$ V/m))	(dB)
<b>Peak data</b>								
5 350.06 <sup>1)</sup>	H	52.09	34.56	-26.84	-	59.81	74.00	14.19
10 639.57 <sup>1)</sup>	V	66.56	37.48	-51.73	-	52.31	74.00	21.69
16 580.47	V	57.08	41.58	-45.43	-	53.23	68.20	14.97
<b>Average Data</b>								
5 350.06 <sup>1)</sup>	H	36.53	34.56	-26.84	0.31	44.56	54.00	9.44
10 639.57 <sup>1)</sup>	V	57.84	37.48	-51.73	0.31	43.90	54.00	10.10

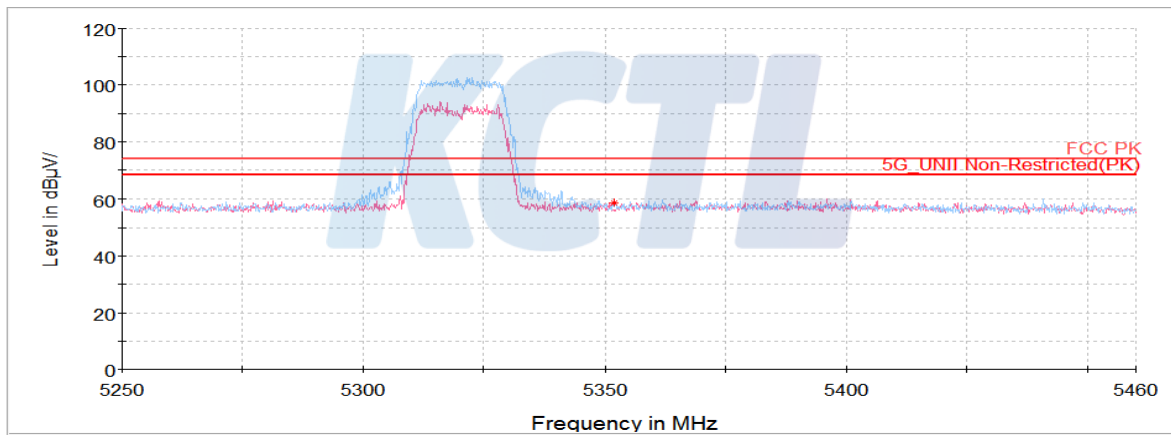
**802.11ac VHT20 UNII-2A ANT2**

**Highest Channel (5 320 MHz)**

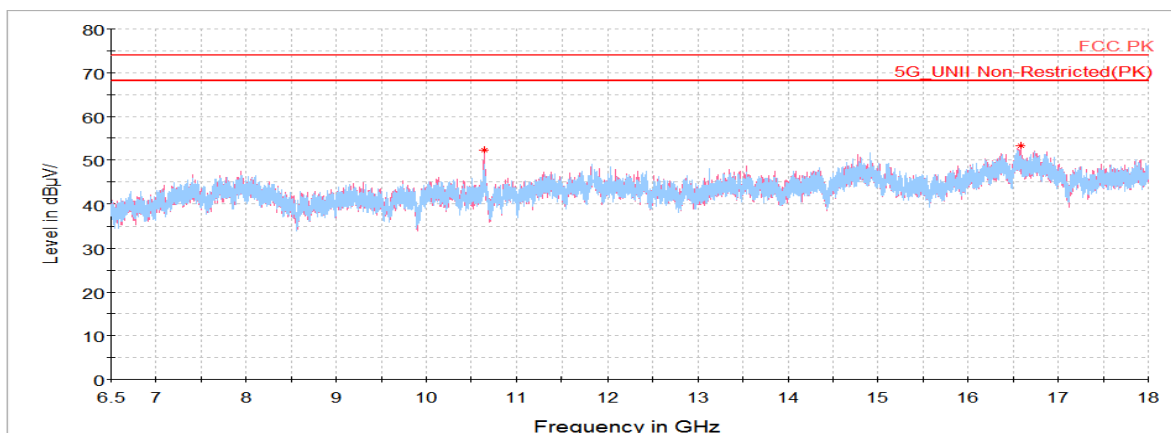
**Average data**



**Horizontal/Vertical for Band-edge**



**Horizontal/Vertical for 6.5 GHz ~ 18 GHz**



**802.11ac VHT20 UNII-2A 2TX MIMO****Lowest Channel (5 260 MHz)**

Frequency	Pol.	Reading	Ant. Factor	Amp.+Cable	DCF	Result	Limit	Margin
(MHz)	(V/H)	(dB( $\mu$ V))	(dB)	(dB)	(dB)	(dB( $\mu$ V/m))	(dB( $\mu$ V/m))	(dB)
<b>Peak data</b>								
10 515.30	V	66.81	37.41	-51.67	-	52.55	68.20	15.65
16 580.83	H	57.03	41.58	-45.43	-	53.18	68.20	15.02
<b>Average Data</b>								
No spurious emissions were detected within 20 dB of the limit.								

**Middle Channel (5 280 MHz)**

Frequency	Pol.	Reading	Ant. Factor	Amp.+Cable	DCF	Result	Limit	Margin
(MHz)	(V/H)	(dB( $\mu$ V))	(dB)	(dB)	(dB)	(dB( $\mu$ V/m))	(dB( $\mu$ V/m))	(dB)
<b>Peak data</b>								
10 558.78	V	65.46	37.44	-51.69	-	51.21	68.20	16.99
16 550.64	V	56.57	41.55	-45.32	-	52.80	68.20	15.40
<b>Average Data</b>								
No spurious emissions were detected within 20 dB of the limit.								

**Highest Channel (5 320 MHz)**

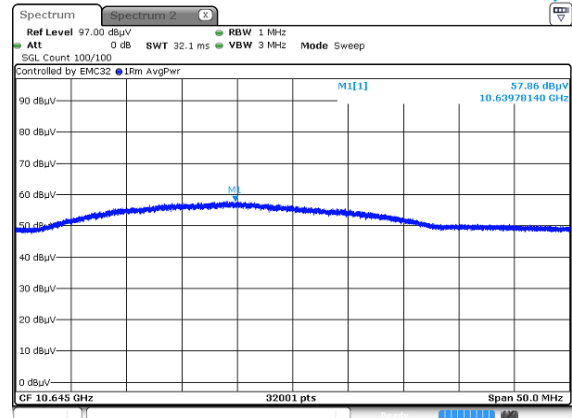
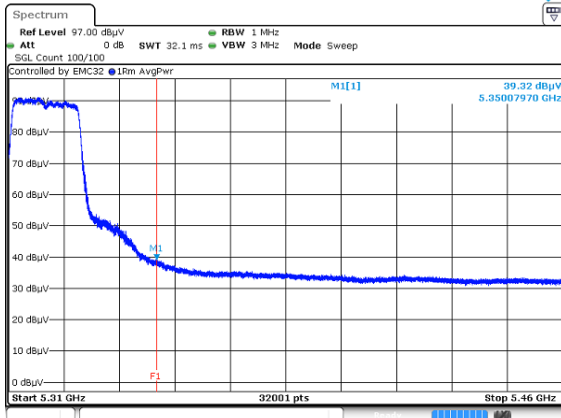
Frequency	Pol.	Reading	Ant. Factor	Amp.+Cable	DCF	Result	Limit	Margin
(MHz)	(V/H)	(dB( $\mu$ V))	(dB)	(dB)	(dB)	(dB( $\mu$ V/m))	(dB( $\mu$ V/m))	(dB)
<b>Peak data</b>								
5 350.08 <sup>1)</sup>	H	52.41	34.56	-26.84	-	60.13	74.00	13.87
10 639.78 <sup>1)</sup>	V	65.51	37.48	-51.73	-	51.26	74.00	22.74
16 730.33	V	56.72	41.73	-45.98	-	52.47	68.20	15.73
<b>Average Data</b>								
5 350.08 <sup>1)</sup>	H	39.32	34.56	-26.84	0.31	47.35	54.00	6.65
10 639.78 <sup>1)</sup>	V	57.86	37.48	-51.73	0.31	43.92	54.00	10.08



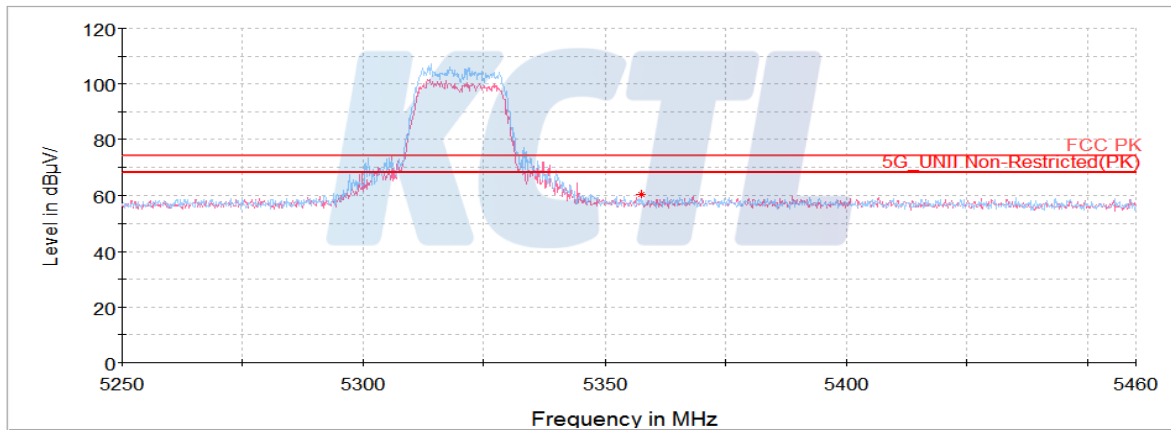
**802.11ac VHT20 UNII-2A 2TX MIMO**

**Highest Channel (5 320 MHz)**

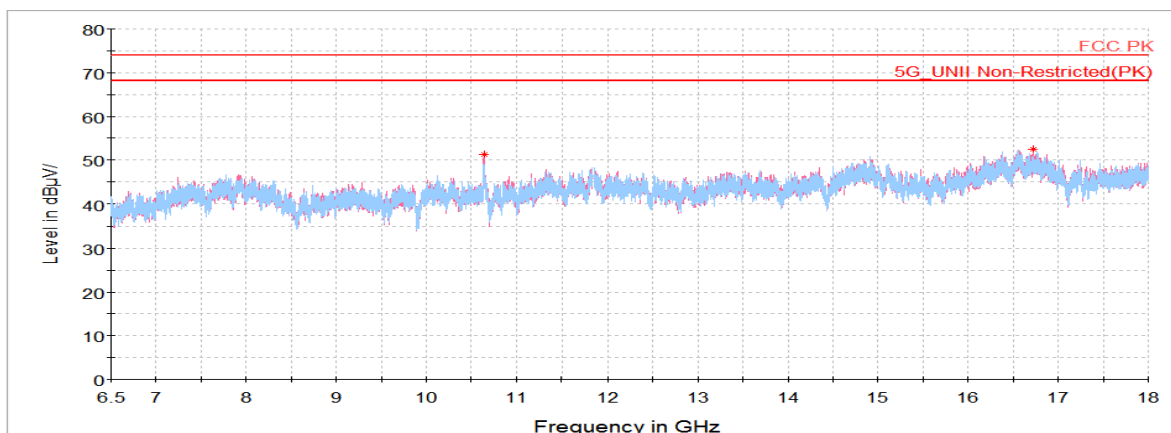
**Average data**



**Horizontal/Vertical for Band-edge**



**Horizontal/Vertical for 6.5 GHz ~ 18 GHz**



**802.11ac VHT40 UNII-2A ANT1****Lowest Channel (5 270 MHz)**

Frequency	Pol.	Reading	Ant. Factor	Amp.+Cable	DCF	Result	Limit	Margin
(MHz)	(V/H)	(dB( $\mu$ V))	(dB)	(dB)	(dB)	(dB( $\mu$ V/m))	(dB( $\mu$ V/m))	(dB)
<b>Peak data</b>								
10 541.89	V	59.46	37.43	-51.68	-	45.21	68.20	22.99
16 567.89	V	56.85	41.57	-45.39	-	53.03	68.20	15.17
<b>Average Data</b>								
No spurious emissions were detected within 20 dB of the limit.								

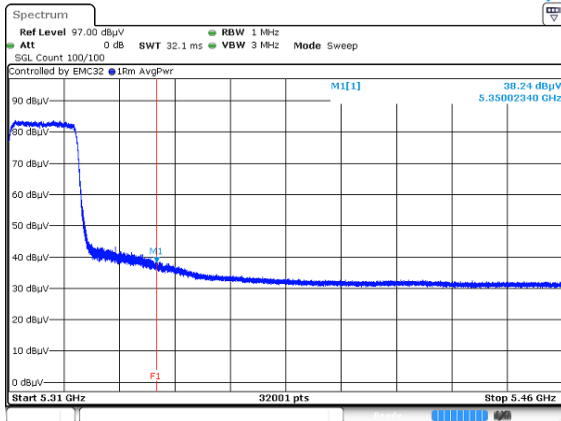
**Highest Channel (5 310 MHz)**

Frequency	Pol.	Reading	Ant. Factor	Amp.+Cable	DCF	Result	Limit	Margin
(MHz)	(V/H)	(dB( $\mu$ V))	(dB)	(dB)	(dB)	(dB( $\mu$ V/m))	(dB( $\mu$ V/m))	(dB)
<b>Peak data</b>								
5 350.02 <sup>1)</sup>	V	55.68	34.56	-26.84	-	63.40	74.00	10.60
10 611.97 <sup>1)</sup>	V	60.57	37.47	-51.72	-	46.32	74.00	27.68
16 556.75	V	56.25	41.56	-45.35	-	52.46	68.20	15.74
<b>Average Data</b>								
5 350.02 <sup>1)</sup>	V	38.24	34.56	-26.84	0.60	46.56	54.00	7.44

**802.11ac VHT40 UNII-2A ANT1**

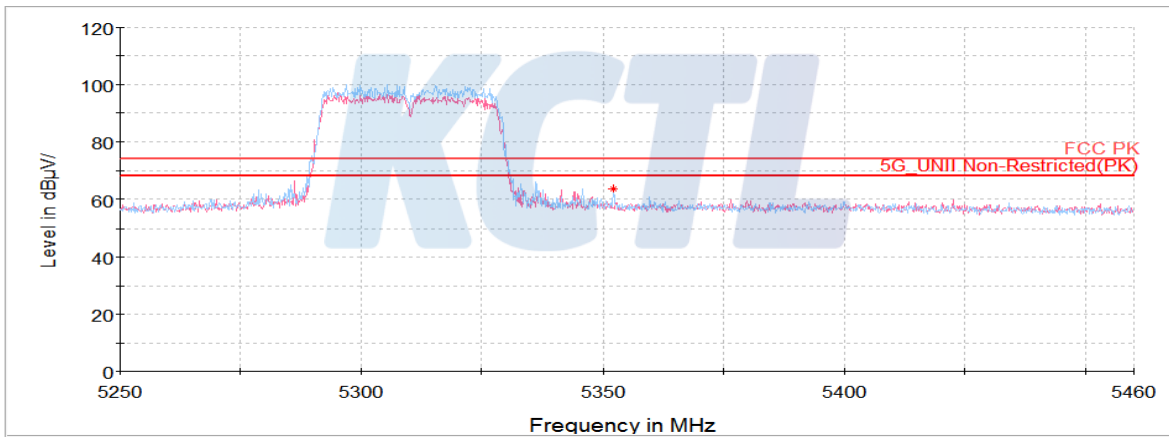
**Highest Channel (5 310 MHz)**

**Average data**



Blank

**Horizontal/Vertical for Band-edge**



**802.11ac VHT40 UNII-2A ANT2****Lowest Channel (5 270 MHz)**

Frequency	Pol.	Reading	Ant. Factor	Amp.+Cable	DCF	Result	Limit	Margin
(MHz)	(V/H)	(dB( $\mu$ V))	(dB)	(dB)	(dB)	(dB( $\mu$ V/m))	(dB( $\mu$ V/m))	(dB)
<b>Peak data</b>								
10 532.55	V	61.88	37.42	-51.68	-	47.62	68.20	20.58
16 553.16	V	56.69	41.55	-45.33	-	52.91	68.20	15.29
<b>Average Data</b>								
No spurious emissions were detected within 20 dB of the limit.								

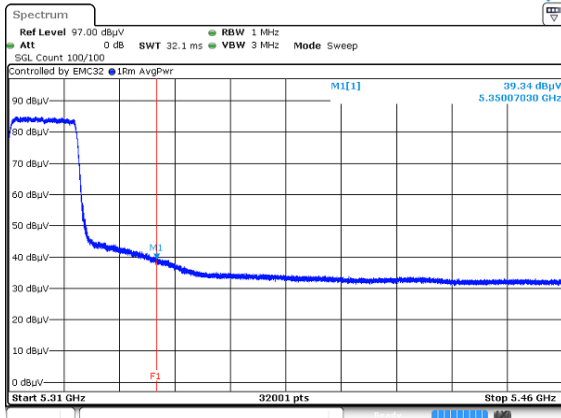
**Highest Channel (5 310 MHz)**

Frequency	Pol.	Reading	Ant. Factor	Amp.+Cable	DCF	Result	Limit	Margin
(MHz)	(V/H)	(dB( $\mu$ V))	(dB)	(dB)	(dB)	(dB( $\mu$ V/m))	(dB( $\mu$ V/m))	(dB)
<b>Peak data</b>								
5 350.07 <sup>1)</sup>	H	55.68	34.56	-26.84	-	63.40	74.00	10.60
10 615.92 <sup>1)</sup>	V	63.89	37.47	-51.72	-	49.64	74.00	24.36
16 529.44	H	56.72	41.53	-45.25	-	53.00	68.20	15.20
<b>Average Data</b>								
5 350.07 <sup>1)</sup>	H	39.34	34.56	-26.84	0.60	47.66	54.00	6.34

**802.11ac VHT40 UNII-2A ANT2**

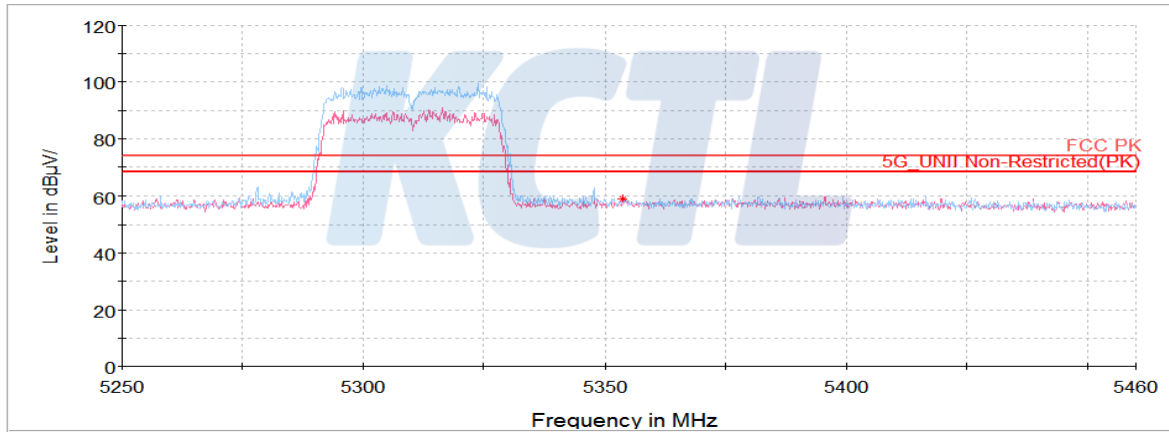
**Highest Channel (5 310 MHz)**

**Average data**



Blank

**Horizontal/Vertical for Band-edge**



**802.11ac VHT40 UNII-2A 2TX MIMO****Lowest Channel (5 270 MHz)**

Frequency	Pol.	Reading	Ant. Factor	Amp.+Cable	DCF	Result	Limit	Margin
(MHz)	(V/H)	(dB( $\mu$ V))	(dB)	(dB)	(dB)	(dB( $\mu$ V/m))	(dB( $\mu$ V/m))	(dB)
<b>Peak data</b>								
10 537.22	V	63.40	37.42	-51.68	-	49.14	68.20	19.06
16 541.66	V	56.46	41.54	-45.29	-	52.71	68.20	15.49
<b>Average Data</b>								
No spurious emissions were detected within 20 dB of the limit.								

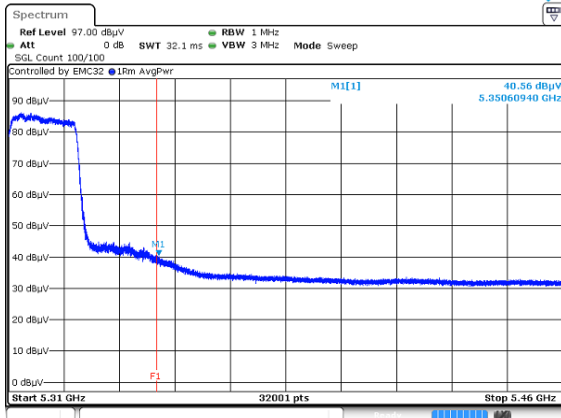
**Highest Channel (5 310 MHz)**

Frequency	Pol.	Reading	Ant. Factor	Amp.+Cable	DCF	Result	Limit	Margin
(MHz)	(V/H)	(dB( $\mu$ V))	(dB)	(dB)	(dB)	(dB( $\mu$ V/m))	(dB( $\mu$ V/m))	(dB)
<b>Peak data</b>								
5 350.61 <sup>1)</sup>	H	53.32	34.56	-26.84	-	61.04	74.00	12.96
10 620.59 <sup>1)</sup>	V	63.05	37.47	-51.72	-	48.80	74.00	25.20
16 536.63	H	56.42	41.54	-45.27	-	52.69	68.20	15.51
<b>Average Data</b>								
5 350.61 <sup>1)</sup>	H	40.56	34.56	-26.84	1.06	49.34	54.00	4.66

**802.11ac VHT40 UNII-2A 2TX MIMO**

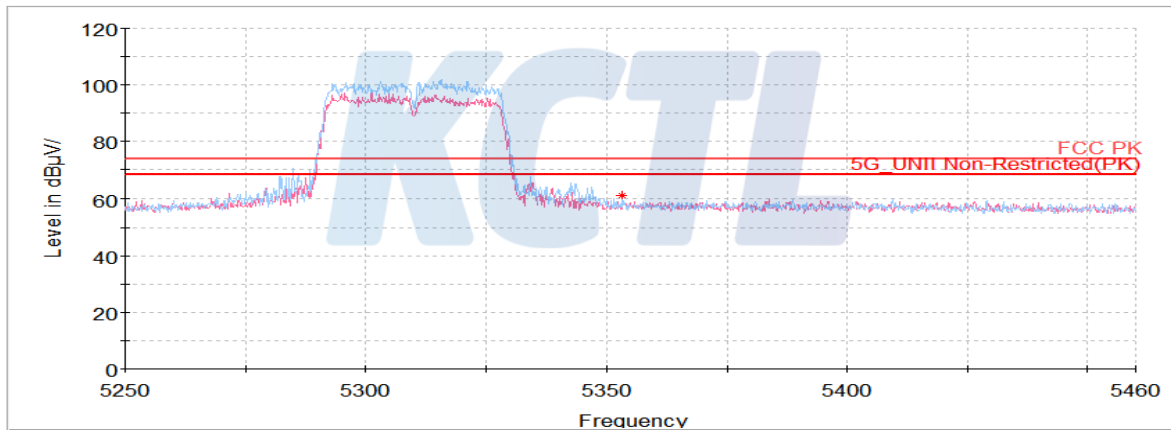
**Highest Channel (5 310 MHz)**

**Average data**



Blank


**Horizontal/Vertical for Band-edge**



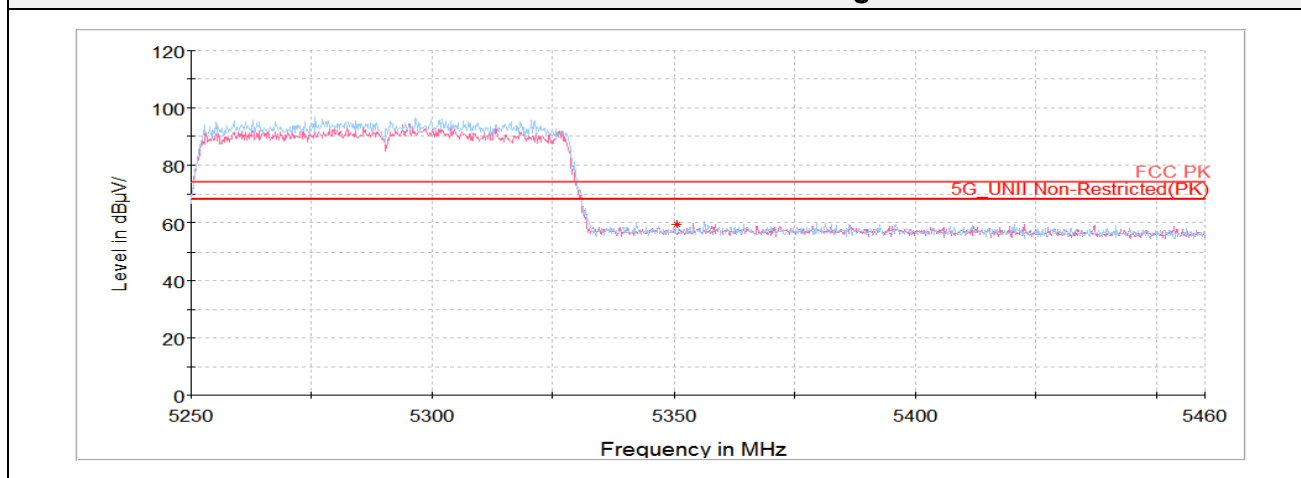
**802.11ac VHT80 UNII-2A ANT1**

**Lowest Channel (5 290 MHz)**

Frequency	Pol.	Reading	Ant. Factor	Amp.+Cable	DCF	Result	Limit	Margin
(MHz)	(V/H)	(dB(μV))	(dB)	(dB)	(dB)	(dB(μV/m))	(dB(μV/m))	(dB)
<b>Peak data</b>								
5 350.11 <sup>1)</sup>	V	51.74	34.56	-26.84	-	59.46	74.00	14.54
10 605.14 <sup>1)</sup>	H	60.28	37.46	-51.71	-	46.03	74.00	27.97
16 555.67	H	56.19	41.56	-45.34	-	52.41	68.20	15.79
<b>Average Data</b>								
5 350.11 <sup>1)</sup>	V	35.47	34.56	-26.84	1.13	44.32	54.00	9.68



**Horizontal/Vertical for Band-edge**






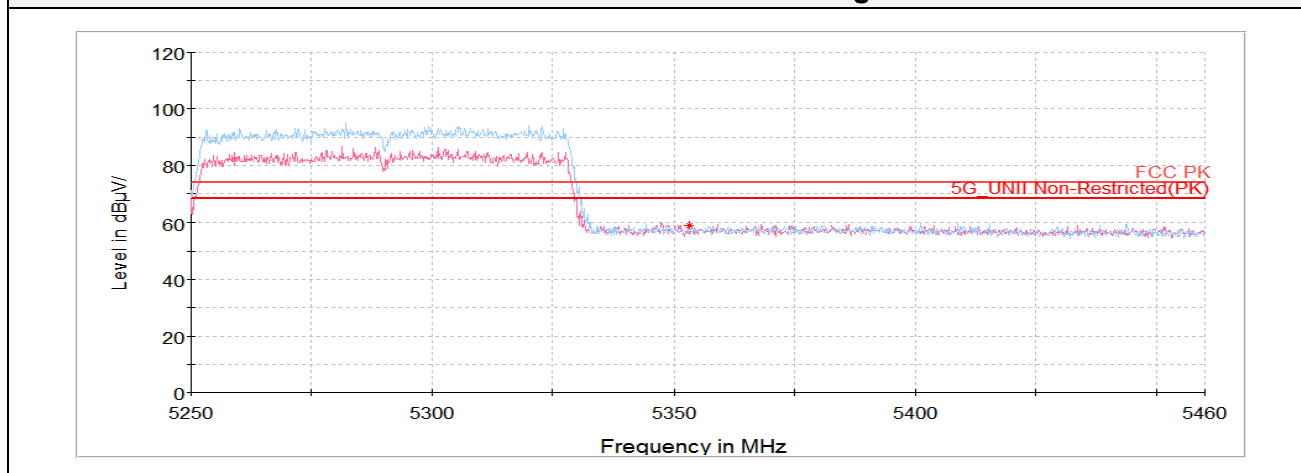
**802.11ac VHT80 UNII-2A ANT2**

**Lowest Channel (5 290 MHz)**

Frequency	Pol.	Reading	Ant. Factor	Amp.+Cable	DCF	Result	Limit	Margin
(MHz)	(V/H)	(dB(μV))	(dB)	(dB)	(dB)	(dB(μV/m))	(dB(μV/m))	(dB)
<b>Peak data</b>								
5 350.15 <sup>1)</sup>	H	51.74	34.56	-26.84	-	59.46	74.00	14.54
10 574.23	V	59.42	37.44	-51.70	-	45.16	68.20	23.04
16 562.50	V	56.17	41.56	-45.37	-	52.36	68.20	15.84
<b>Average Data</b>								
5 350.15 <sup>1)</sup>	H	37.83	34.56	-26.84	1.13	46.68	54.00	7.32



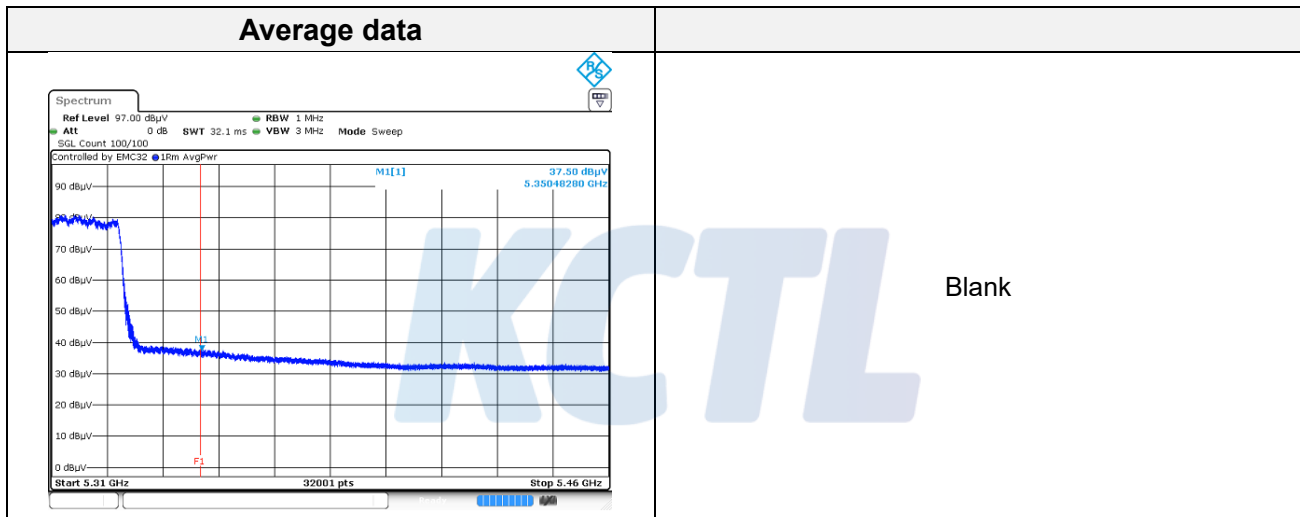
**Horizontal/Vertical for Band-edge**



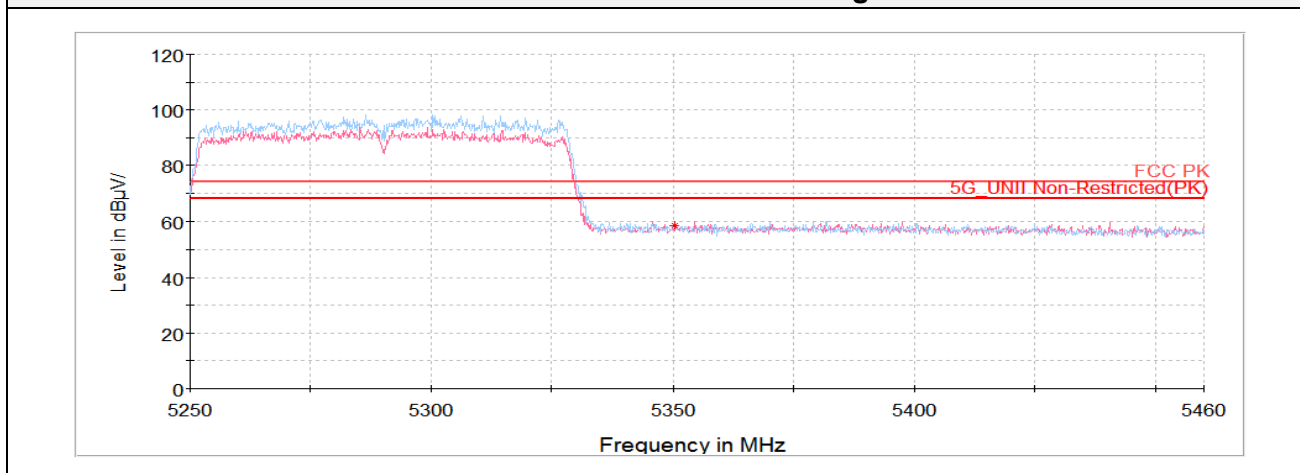
**802.11ac VHT80 UNII-2A 2TX MIMO**

**Lowest Channel (5 290 MHz)**

Frequency	Pol.	Reading	Ant. Factor	Amp.+Cable	DCF	Result	Limit	Margin
(MHz)	(V/H)	(dB(μV))	(dB)	(dB)	(dB)	(dB(μV/m))	(dB(μV/m))	(dB)
<b>Peak data</b>								
5 350.48 <sup>1)</sup>	H	50.64	34.56	-26.84	-	58.36	74.00	15.64
10 578.19	V	59.63	37.45	-51.70	-	45.38	68.20	22.82
16 571.13	V	56.02	41.57	-45.40	-	52.19	68.20	16.01
<b>Average Data</b>								
5 350.48 <sup>1)</sup>	H	37.50	34.56	-26.84	1.81	47.03	54.00	6.97



**Horizontal/Vertical for Band-edge**

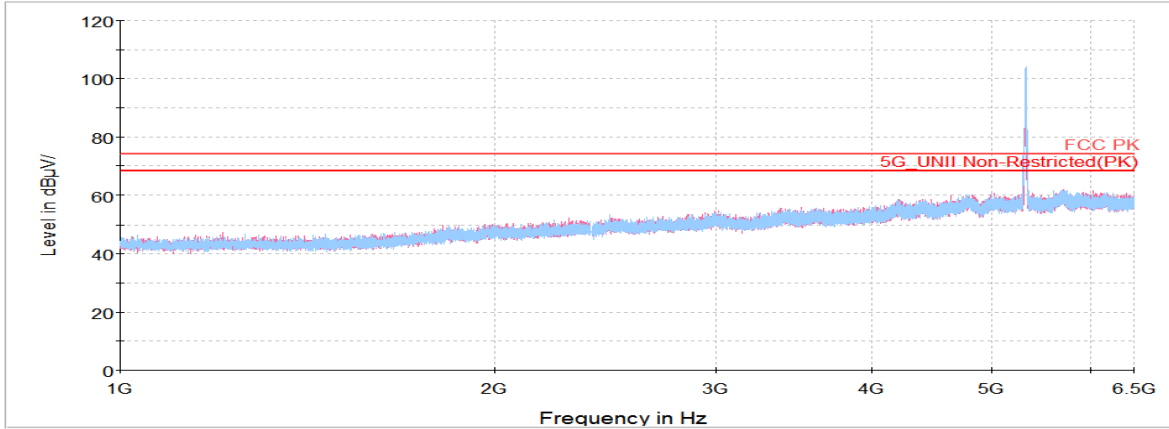


**Plot of Harmonics and Spurious Emissions**

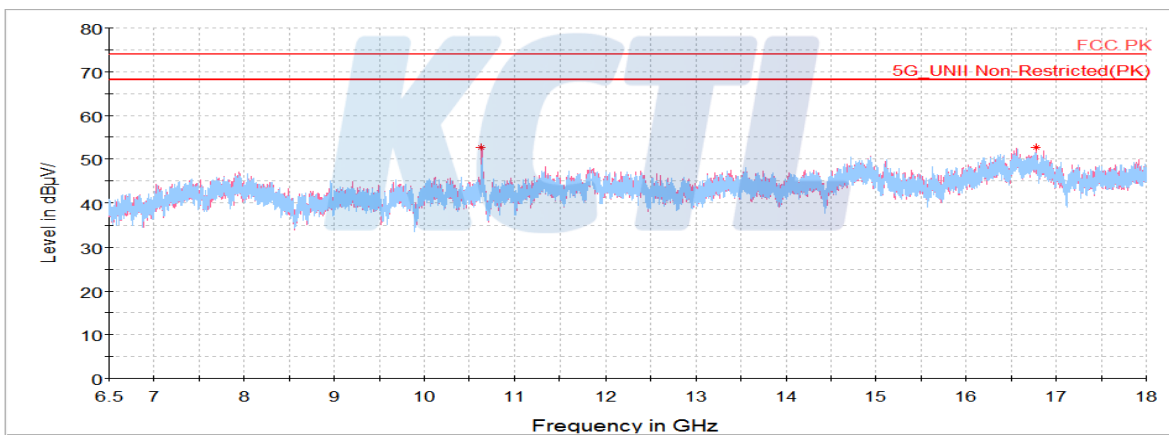
In order to simplify the report, attached plots were only the lowest margin condition

**802.11a UNII-2A\_2TX MIMO\_ Highest Channel (5 320 MHz)**

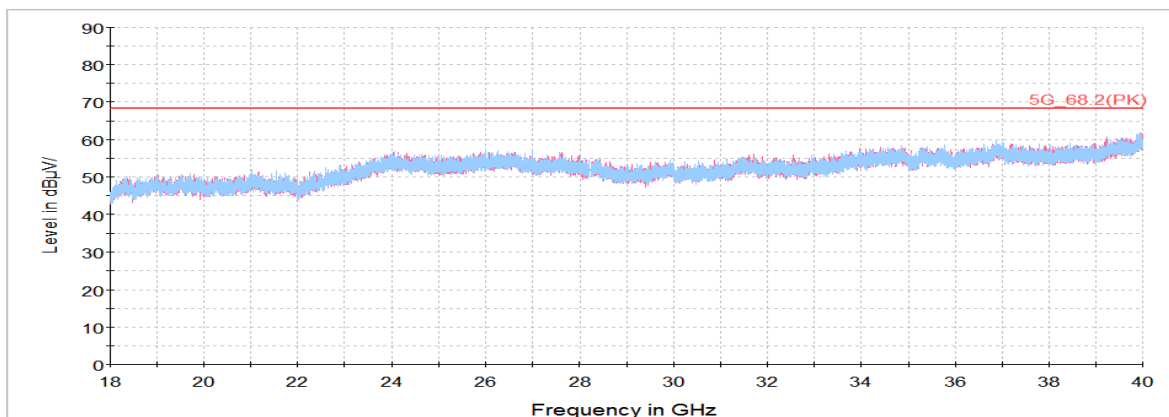
**Horizontal/Vertical for 1 GHz ~ 6.5 GHz**



**Horizontal/Vertical for 6.5 GHz ~ 18 GHz**



**Horizontal/Vertical for 18 GHz ~ 40 GHz**



**802.11a UNII-2C ANT1****Lowest Channel (5 500 MHz)**

Frequency	Pol.	Reading	Ant. Factor	Amp.+Cable	DCF	Result	Limit	Margin
(MHz)	(V/H)	(dB( $\mu$ V))	(dB)	(dB)	(dB)	(dB( $\mu$ V/m))	(dB( $\mu$ V/m))	(dB)
<b>Peak data</b>								
2 412.98	V	71.48	31.93	-49.08	-	54.33	68.20	13.87
5 459.95 <sup>1)</sup>	H	49.70	34.74	-27.35	-	57.09	74.00	16.91
10 994.80 <sup>1)</sup>	V	65.26	37.70	-51.90	-	51.06	74.00	22.94
16 550.28	V	56.72	41.55	-45.32	-	52.95	68.20	15.25
<b>Average Data</b>								
5 459.95 <sup>1)</sup>	H	32.83	34.74	-27.35	0.29	40.51	54.00	13.49
10 994.80 <sup>1)</sup>	V	53.14	37.70	-51.90	0.29	39.23	54.00	14.77

**Middle Channel (5 580 MHz)**

Frequency	Pol.	Reading	Ant. Factor	Amp.+Cable	DCF	Result	Limit	Margin
(MHz)	(V/H)	(dB( $\mu$ V))	(dB)	(dB)	(dB)	(dB( $\mu$ V/m))	(dB( $\mu$ V/m))	(dB)
<b>Peak data</b>								
2 411.09	V	74.25	31.92	-49.10	-	57.07	68.20	11.13
11 159.39 <sup>1)</sup>	V	65.64	37.80	-51.18	-	52.26	74.00	21.74
16 557.47	H	57.09	41.56	-45.35	-	53.30	68.20	14.90
<b>Average Data</b>								
11 159.39 <sup>1)</sup>	V	54.65	37.80	-51.18	0.29	41.56	54.00	12.44

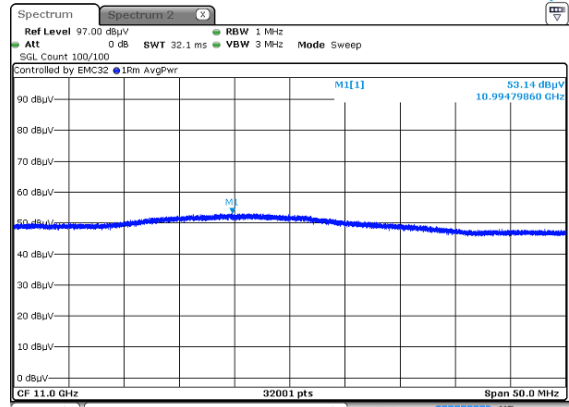
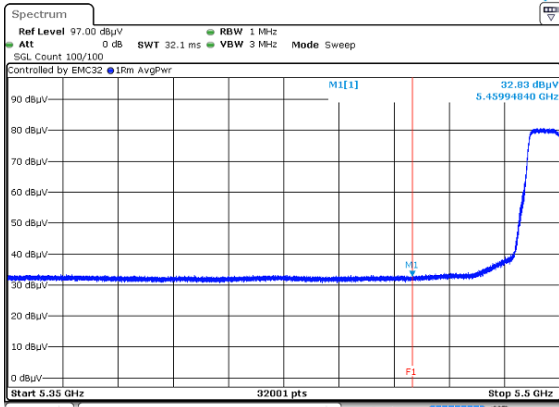
**Highest Channel (5 700 MHz)**

Frequency	Pol.	Reading	Ant. Factor	Amp.+Cable	DCF	Result	Limit	Margin
(MHz)	(V/H)	(dB( $\mu$ V))	(dB)	(dB)	(dB)	(dB( $\mu$ V/m))	(dB( $\mu$ V/m))	(dB)
<b>Peak data</b>								
5 727.08	H	50.85	35.07	-25.95	-	59.97	68.20	8.23
11 393.97 <sup>1)</sup>	V	61.77	37.94	-50.13	-	49.58	74.00	24.42
16 545.25	H	56.66	41.55	-45.30	-	52.91	68.20	15.29
<b>Average Data</b>								
No spurious emissions were detected within 20 dB of the limit.								

**802.11a UNII-2C ANT1**

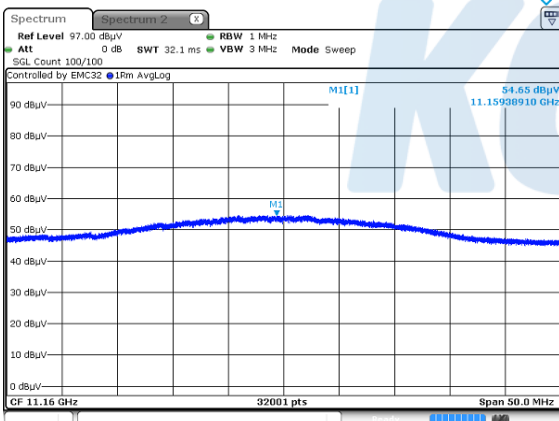
**Lowest Channel (5 500 MHz)**

**Average data**



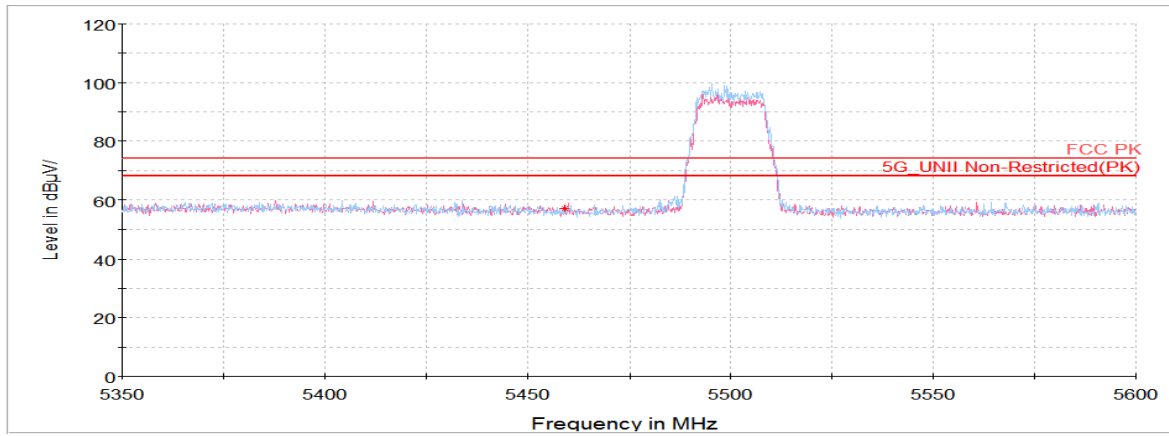
**Middle Channel (5 580 MHz)**

**Average data**

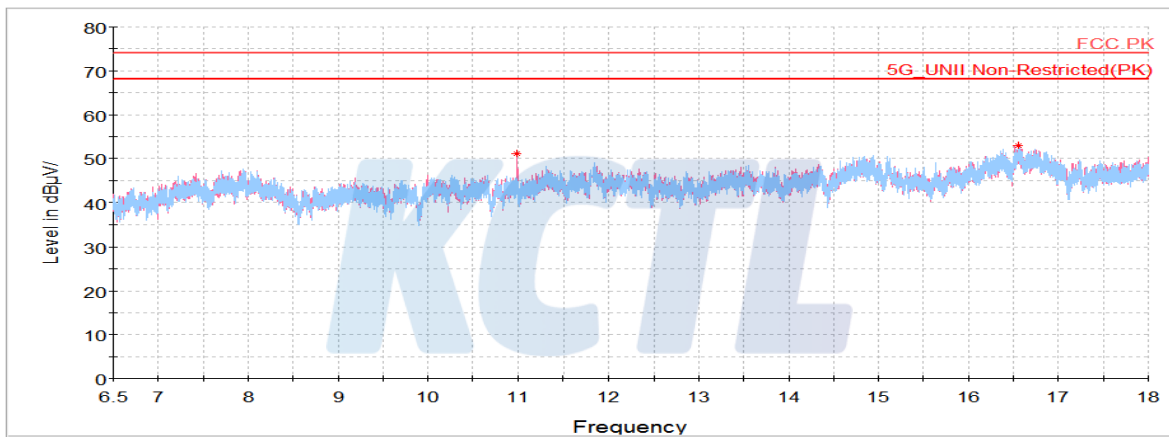


Blank

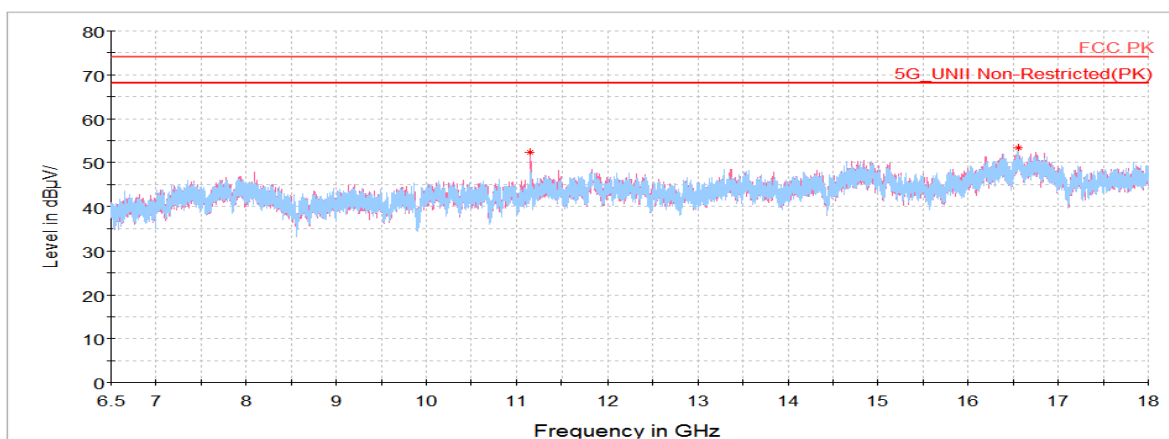
**Horizontal/Vertical for Band-edge (5 500 MHz)**



**Horizontal/Vertical for 6.5 GHz ~ 18 GHz (5 500 MHz)**



**Horizontal/Vertical for 6.5 GHz ~ 18 GHz (5 580 MHz)**



**802.11a UNII-2C ANT2****Lowest Channel (5 500 MHz)**

Frequency	Pol.	Reading	Ant. Factor	Amp.+Cable	DCF	Result	Limit	Margin
(MHz)	(V/H)	(dB( $\mu$ V))	(dB)	(dB)	(dB)	(dB( $\mu$ V/m))	(dB( $\mu$ V/m))	(dB)
<b>Peak data</b>								
5 459.89 <sup>1)</sup>	V	51.04	34.74	-27.35	-	58.43	74.00	15.57
10 989.31 <sup>1)</sup>	V	60.64	37.69	-51.89	-	46.44	74.00	27.56
16 543.45	V	56.93	41.54	-45.30	-	53.17	68.20	15.03
<b>Average Data</b>								
5 459.89 <sup>1)</sup>	V	35.12	34.74	-27.35	0.29	42.80	54.00	11.20

**Middle Channel (5 580 MHz)**

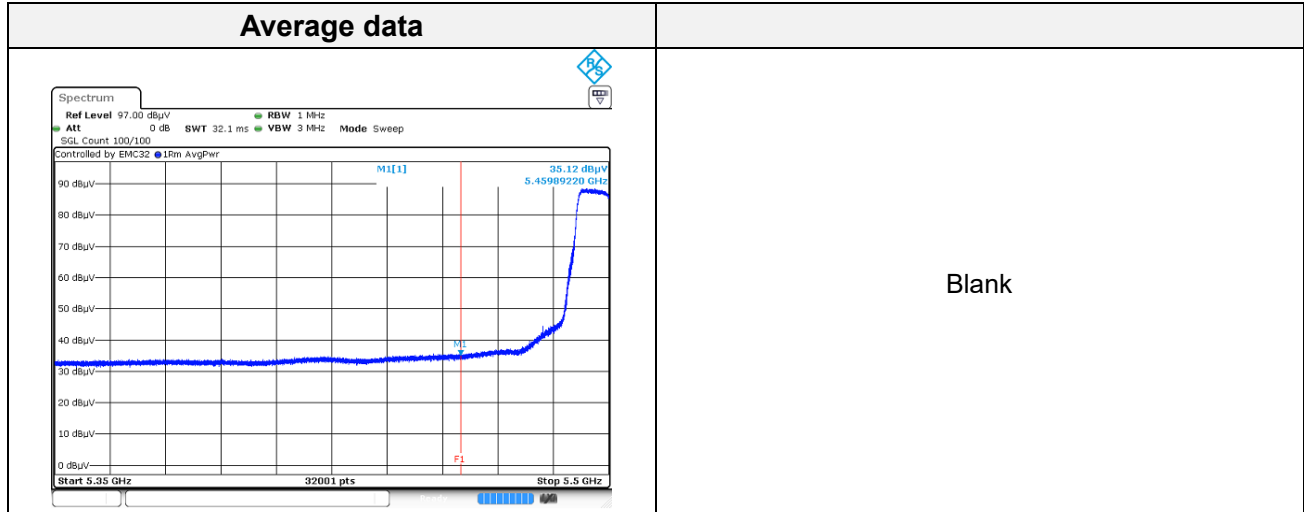
Frequency	Pol.	Reading	Ant. Factor	Amp.+Cable	DCF	Result	Limit	Margin
(MHz)	(V/H)	(dB( $\mu$ V))	(dB)	(dB)	(dB)	(dB( $\mu$ V/m))	(dB( $\mu$ V/m))	(dB)
<b>Peak data</b>								
11 162.89 <sup>1)</sup>	V	61.65	37.80	-51.17	-	48.28	74.00	25.72
16 697.27	V	57.22	41.70	-45.86	-	53.06	68.20	15.14
<b>Average Data</b>								
No spurious emissions were detected within 20 dB of the limit.								

**Highest Channel (5 700 MHz)**

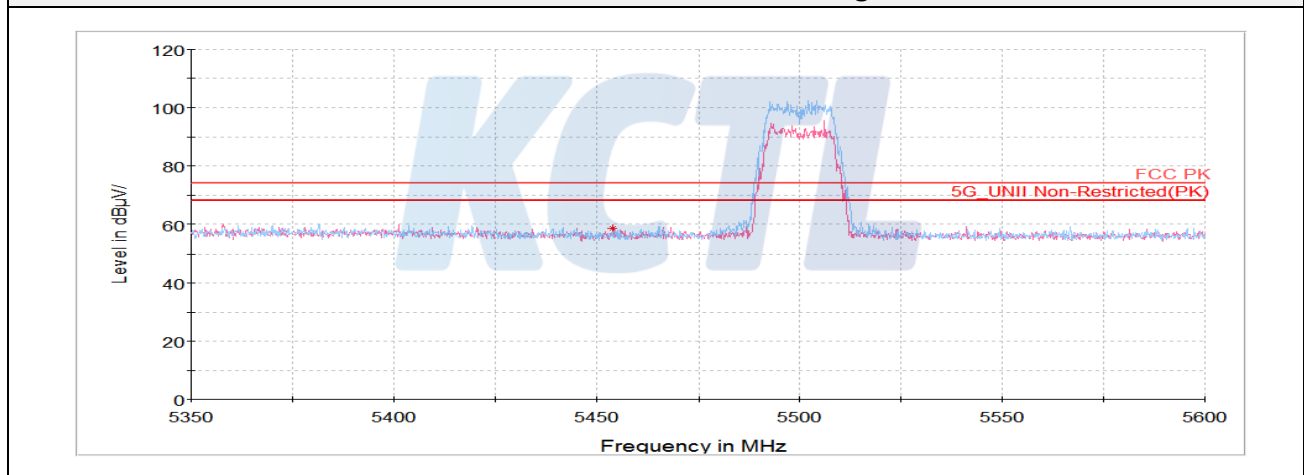
Frequency	Pol.	Reading	Ant. Factor	Amp.+Cable	DCF	Result	Limit	Margin
(MHz)	(V/H)	(dB( $\mu$ V))	(dB)	(dB)	(dB)	(dB( $\mu$ V/m))	(dB( $\mu$ V/m))	(dB)
<b>Peak data</b>								
5 725.53	H	51.54	35.07	-25.92	-	60.69	68.20	7.51
11 377.44 <sup>1)</sup>	V	59.66	37.93	-50.21	-	47.38	74.00	26.62
16 401.86	H	56.62	41.80	-45.75	-	52.67	68.20	15.53
<b>Average Data</b>								
No spurious emissions were detected within 20 dB of the limit.								

**802.11a UNII-2C ANT2**

**Lowest Channel (5 500 MHz)**



**Horizontal/Vertical for Band-edge**





**802.11a UNII-2C 2TX MIMO****Lowest Channel (5 500 MHz)**

Frequency	Pol.	Reading	Ant. Factor	Amp.+Cable	DCF	Result	Limit	Margin
(MHz)	(V/H)	(dB( $\mu$ V))	(dB)	(dB)	(dB)	(dB( $\mu$ V/m))	(dB( $\mu$ V/m))	(dB)
<b>Peak data</b>								
5 459.93 <sup>1)</sup>	H	51.55	34.74	-27.35	-	58.94	74.00	15.06
10 996.50 <sup>1)</sup>	V	64.82	37.70	-51.90	-	50.62	74.00	23.38
16 577.59	H	56.24	41.58	-45.42	-	52.40	68.20	15.80
<b>Average Data</b>								
5 459.93 <sup>1)</sup>	H	36.25	34.74	-27.35	0.29	43.93	54.00	10.07

**Middle Channel (5 580 MHz)**

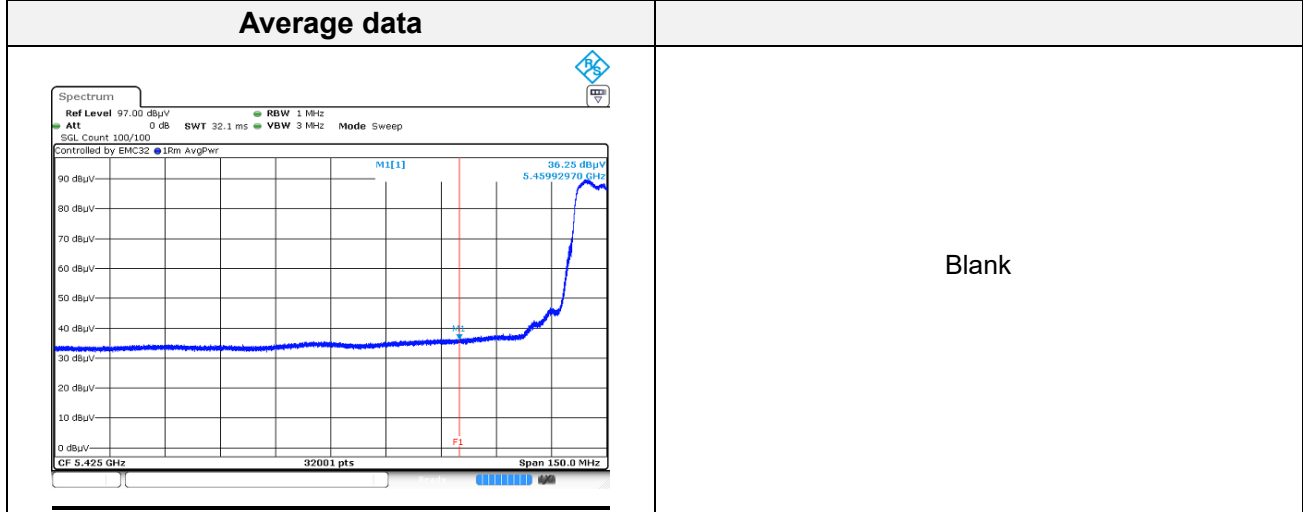
Frequency	Pol.	Reading	Ant. Factor	Amp.+Cable	DCF	Result	Limit	Margin
(MHz)	(V/H)	(dB( $\mu$ V))	(dB)	(dB)	(dB)	(dB( $\mu$ V/m))	(dB( $\mu$ V/m))	(dB)
<b>Peak data</b>								
11 160.43 <sup>1)</sup>	V	68.14	37.80	-51.18	-	54.76	74.00	19.24
16 556.03	H	56.15	41.56	-45.34	-	52.37	68.20	15.83
<b>Average Data</b>								
11 160.43 <sup>1)</sup>	V	58.18	37.80	-51.18	0.29	45.09	54.00	8.91

**Highest Channel (5 700 MHz)**

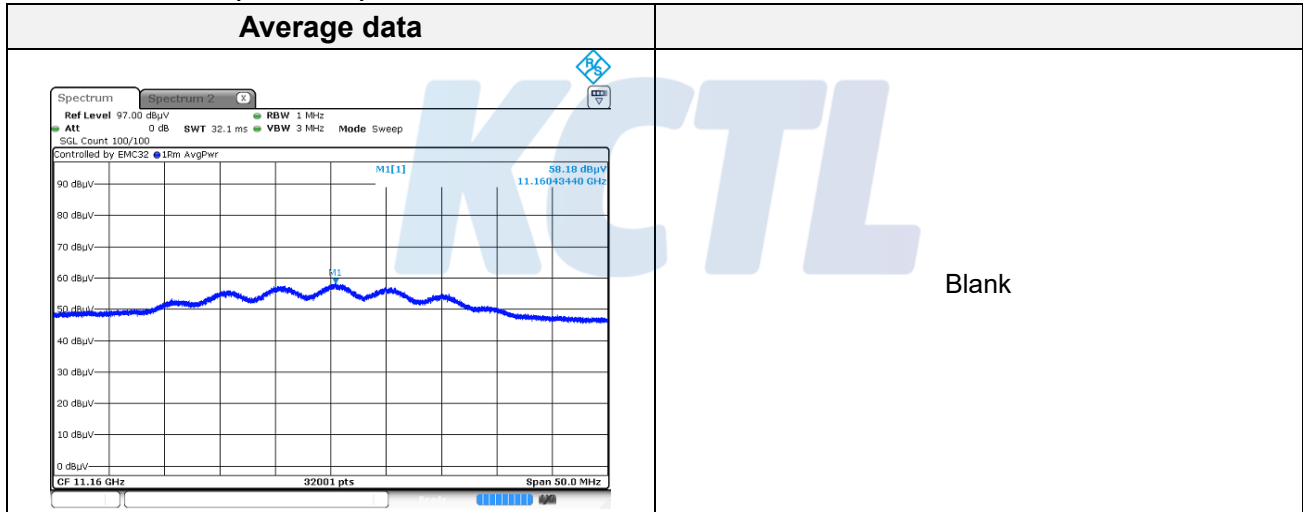
Frequency	Pol.	Reading	Ant. Factor	Amp.+Cable	DCF	Result	Limit	Margin
(MHz)	(V/H)	(dB( $\mu$ V))	(dB)	(dB)	(dB)	(dB( $\mu$ V/m))	(dB( $\mu$ V/m))	(dB)
<b>Peak data</b>								
5 728.63	H	51.35	35.07	-25.97	-	60.45	68.20	7.75
11 400.19 <sup>1)</sup>	V	63.44	37.94	-50.11	-	51.27	74.00	22.73
16 545.97	V	56.17	41.55	-45.31	-	52.41	68.20	15.79
<b>Average Data</b>								
11 400.19 <sup>1)</sup>	V	53.69	37.94	-50.11	0.29	41.81	54.00	12.19

**802.11a UNII-2C 2TX MIMO**

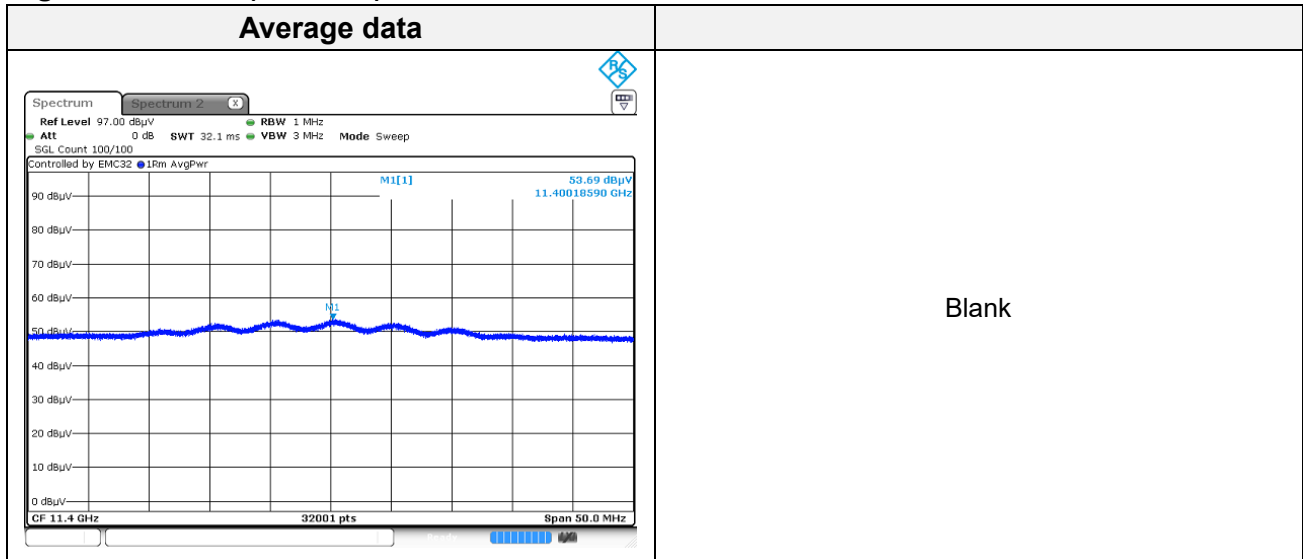
**Lowest Channel (5 500 MHz)**



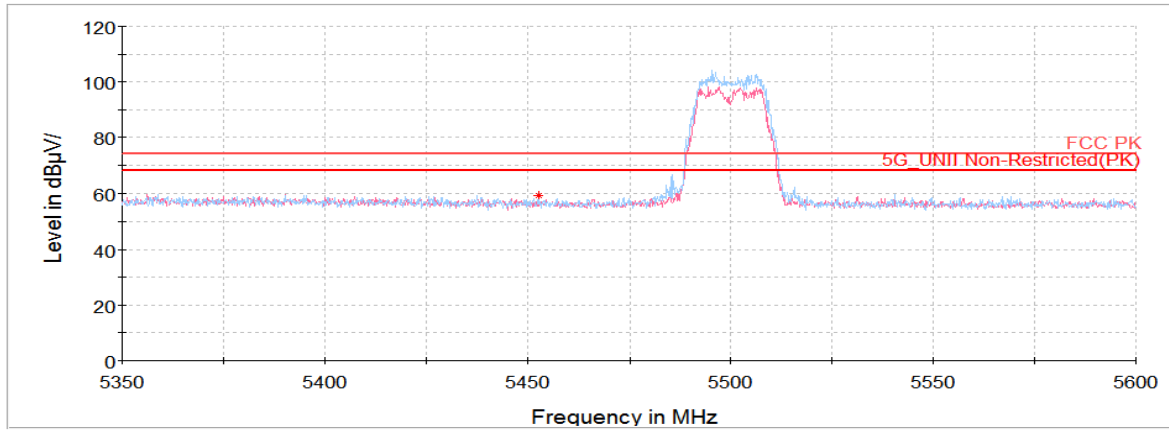
**Middle Channel (5 580 MHz)**



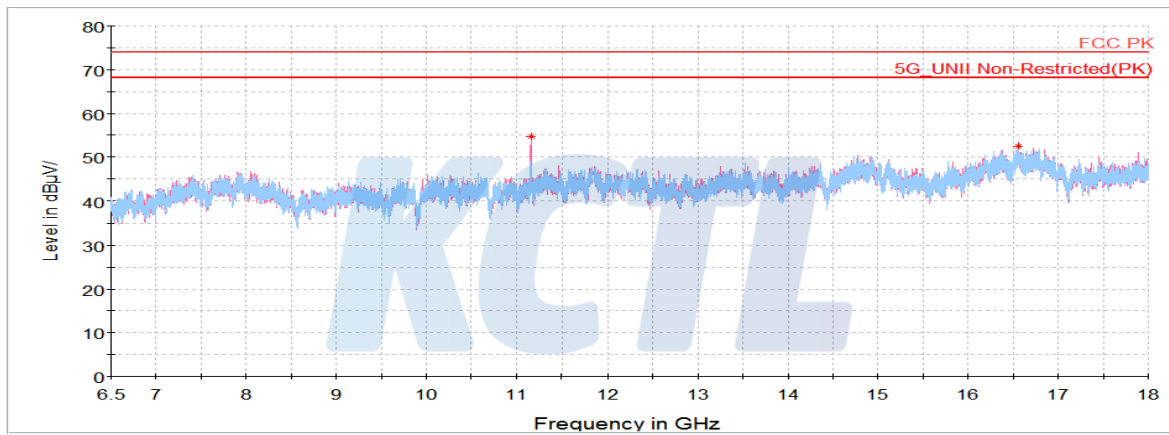
**Highest Channel (5 700 MHz)**



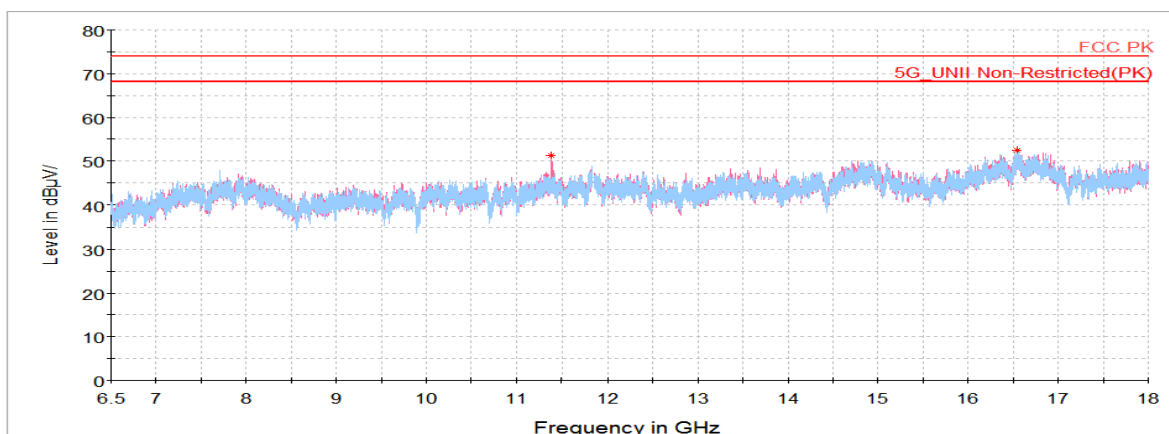
**Horizontal/Vertical for Band-edge (5 500 MHz)**



**Horizontal/Vertical for 6.5 GHz ~ 18 GHz (5 580 MHz)**



**Horizontal/Vertical for 6.5 GHz ~ 18 GHz (5 700 MHz)**



**802.11n HT20 UNII-2C ANT1****Lowest Channel (5 500 MHz)**

Frequency (MHz)	Pol. (V/H)	Reading (dB( $\mu$ V))	Ant. Factor (dB)	Amp.+Cable (dB)	DCF (dB)	Result (dB( $\mu$ V/m))	Limit (dB( $\mu$ V/m))	Margin (dB)
<b>Peak data</b>								
2 410.92	V	72.20	31.92	-49.10	-	55.02	68.20	13.18
5 460.00 <sup>1)</sup>	H	50.45	34.74	-27.35	-	57.84	74.00	16.16
11 000.81 <sup>1)</sup>	V	62.81	37.70	-51.89	-	48.62	74.00	25.38
16 539.50	V	56.17	41.54	-45.28	-	52.43	68.20	15.77
<b>Average Data</b>								
5 460.00 <sup>1)</sup>	H	32.80	34.74	-27.35	0.31	40.50	54.00	13.50

**Middle Channel (5 580 MHz)**

Frequency (MHz)	Pol. (V/H)	Reading (dB( $\mu$ V))	Ant. Factor (dB)	Amp.+Cable (dB)	DCF (dB)	Result (dB( $\mu$ V/m))	Limit (dB( $\mu$ V/m))	Margin (dB)
<b>Peak data</b>								
11 163.25 <sup>1)</sup>	V	64.07	37.80	-51.17	-	50.70	74.00	23.30
16 381.73	V	56.99	41.76	-45.87	-	52.88	68.20	15.32
<b>Average Data</b>								
No spurious emissions were detected within 20 dB of the limit.								

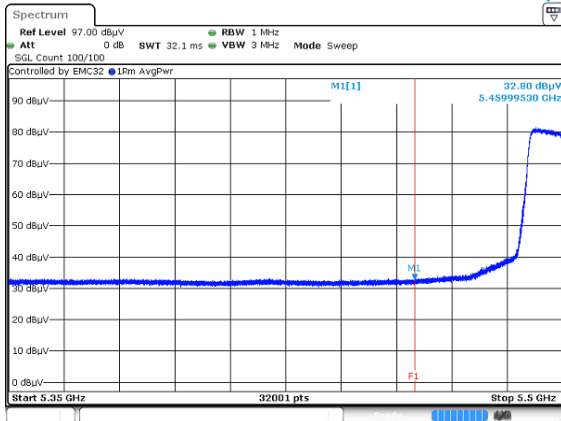
**Highest Channel (5 700 MHz)**

Frequency (MHz)	Pol. (V/H)	Reading (dB( $\mu$ V))	Ant. Factor (dB)	Amp.+Cable (dB)	DCF (dB)	Result (dB( $\mu$ V/m))	Limit (dB( $\mu$ V/m))	Margin (dB)
<b>Peak data</b>								
5 730.00	H	52.79	35.08	-25.99	-	61.88	68.20	6.32
11 402.59 <sup>1)</sup>	V	62.39	37.94	-50.10	-	50.23	74.00	23.77
16 566.81	V	56.55	41.57	-45.38	-	52.74	68.20	15.46
<b>Average Data</b>								
No spurious emissions were detected within 20 dB of the limit.								

**802.11n HT20 UNII-2C ANT1**

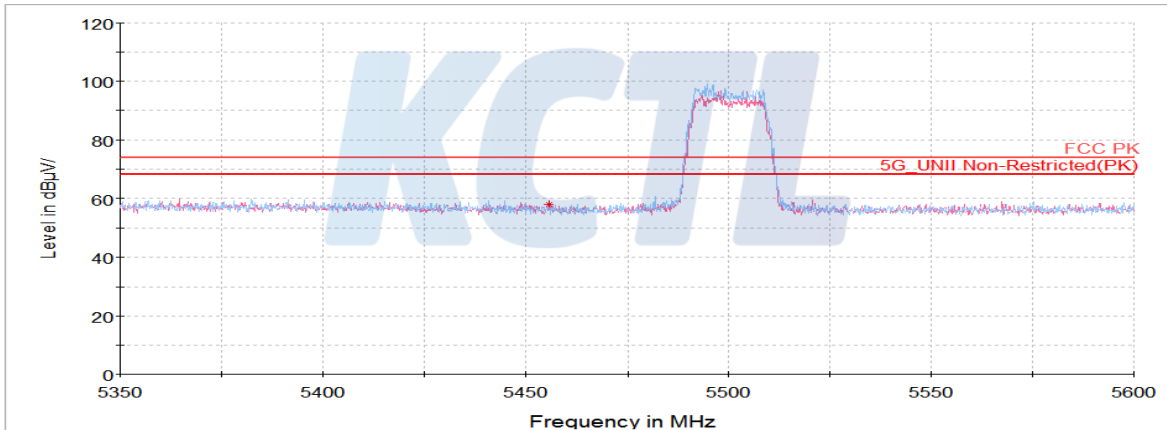
**Lowest Channel (5 500 MHz)**

**Average data**



Blank

**Horizontal/Vertical for Band-edge**



**802.11n HT20 UNII-2C ANT2****Lowest Channel (5 500 MHz)**

Frequency	Pol.	Reading	Ant. Factor	Amp.+Cable	DCF	Result	Limit	Margin
(MHz)	(V/H)	(dB( $\mu$ V))	(dB)	(dB)	(dB)	(dB( $\mu$ V/m))	(dB( $\mu$ V/m))	(dB)
<b>Peak data</b>								
5 459.99 <sup>1)</sup>	H	50.34	34.74	-27.35	-	57.73	74.00	16.27
10 991.47 <sup>1)</sup>	V	60.50	37.69	-51.89	-	46.30	74.00	27.70
16 726.73	V	56.56	41.73	-45.97	-	52.32	68.20	15.88
<b>Average Data</b>								
5 459.99 <sup>1)</sup>	H	36.16	34.74	-27.35	0.31	43.86	54.00	10.14

**Middle Channel (5 580 MHz)**

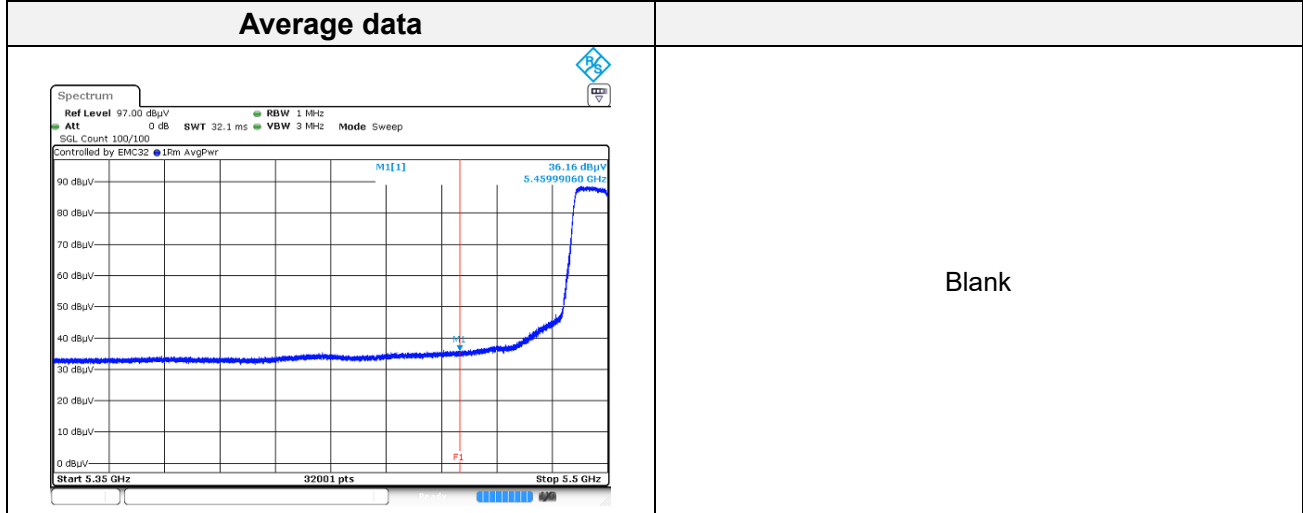
Frequency	Pol.	Reading	Ant. Factor	Amp.+Cable	DCF	Result	Limit	Margin
(MHz)	(V/H)	(dB( $\mu$ V))	(dB)	(dB)	(dB)	(dB( $\mu$ V/m))	(dB( $\mu$ V/m))	(dB)
<b>Peak data</b>								
11 160.38 <sup>1)</sup>	V	60.63	37.80	-51.18	-	47.25	74.00	26.75
16 526.20	H	56.10	41.53	-45.23	-	52.40	68.20	15.80
<b>Average Data</b>								
No spurious emissions were detected within 20 dB of the limit.								

**Highest Channel (5 700 MHz)**

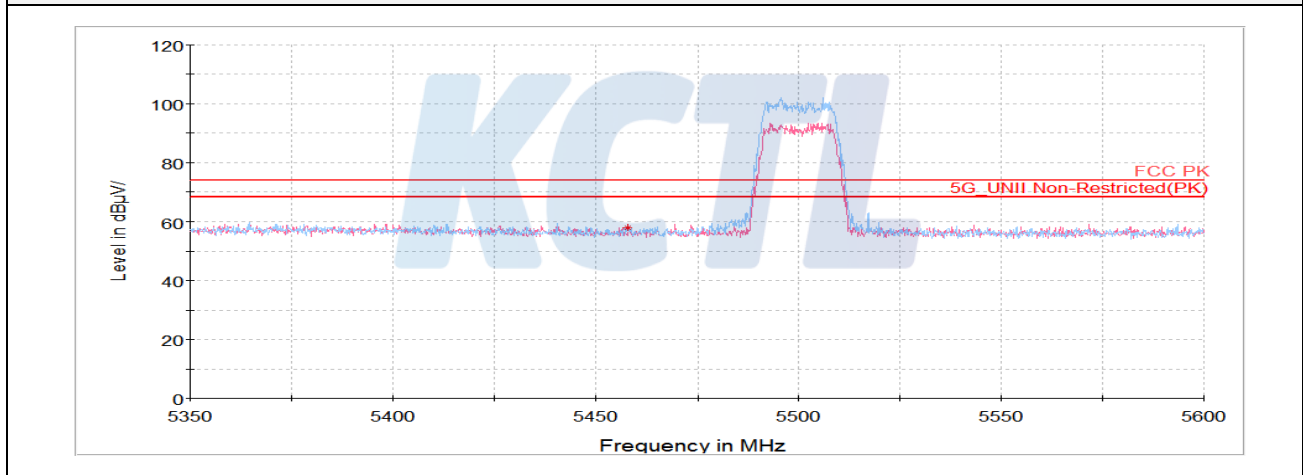
Frequency	Pol.	Reading	Ant. Factor	Amp.+Cable	DCF	Result	Limit	Margin
(MHz)	(V/H)	(dB( $\mu$ V))	(dB)	(dB)	(dB)	(dB( $\mu$ V/m))	(dB( $\mu$ V/m))	(dB)
<b>Peak data</b>								
5 730.00	H	50.86	35.08	-25.99	-	59.95	68.20	8.25
11 469.08 <sup>1)</sup>	H	58.83	37.98	-49.80	-	47.01	74.00	26.99
16 581.91	V	57.11	41.58	-45.44	-	53.25	68.20	14.95
<b>Average Data</b>								
No spurious emissions were detected within 20 dB of the limit.								

**802.11n HT20 UNII-2C ANT2**

**Lowest Channel (5 500 MHz)**



**Horizontal/Vertical for Band-edge**



**802.11n HT20 UNII-2C 2TX MIMO****Lowest Channel (5 500 MHz)**

Frequency	Pol.	Reading	Ant. Factor	Amp.+Cable	DCF	Result	Limit	Margin
(MHz)	(V/H)	(dB( $\mu$ V))	(dB)	(dB)	(dB)	(dB( $\mu$ V/m))	(dB( $\mu$ V/m))	(dB)
<b>Peak data</b>								
5 459.81 <sup>1)</sup>	H	51.12	34.74	-27.35	-	58.51	74.00	15.49
10 995.78 <sup>1)</sup>	V	64.17	37.70	-51.90	-	49.97	74.00	24.03
16 368.80	H	56.70	41.74	-45.96	-	52.48	68.20	15.72
<b>Average Data</b>								
5 459.81 <sup>1)</sup>	H	35.92	34.74	-27.35	0.31	43.62	54.00	10.38

**Middle Channel (5 580 MHz)**

Frequency	Pol.	Reading	Ant. Factor	Amp.+Cable	DCF	Result	Limit	Margin
(MHz)	(V/H)	(dB( $\mu$ V))	(dB)	(dB)	(dB)	(dB( $\mu$ V/m))	(dB( $\mu$ V/m))	(dB)
<b>Peak data</b>								
11 165.41 <sup>1)</sup>	V	64.12	37.80	-51.16	-	50.76	74.00	23.24
16 193.90 <sup>1)</sup>	V	58.33	41.39	-47.05	-	52.67	74.00	21.33
<b>Average Data</b>								
16 193.90 <sup>1)</sup>	V	47.10	41.39	-47.05	0.31	41.75	54.00	12.25

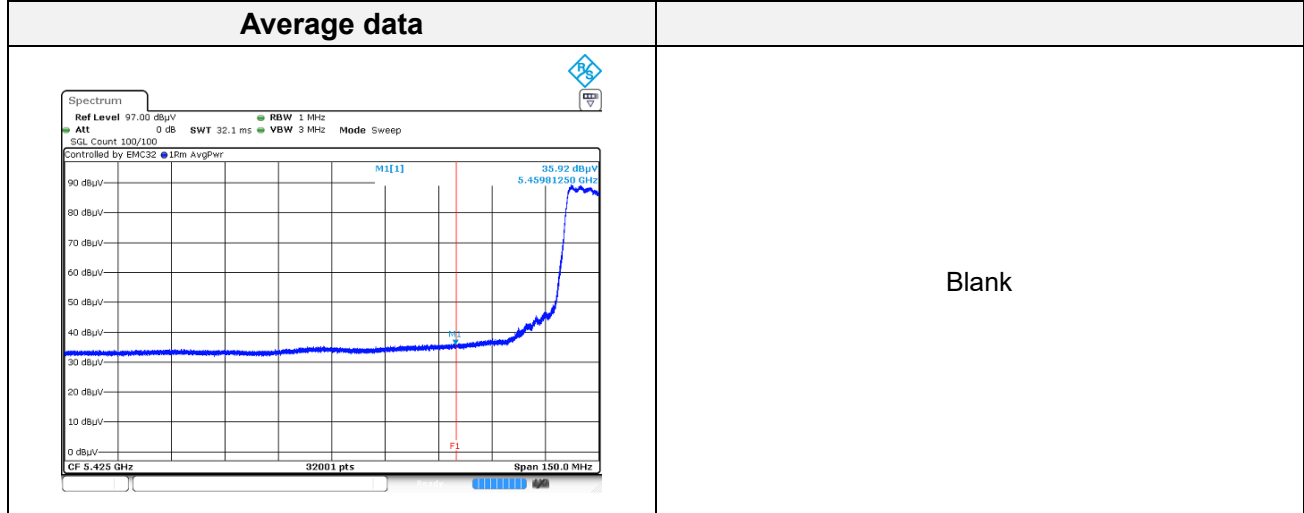
**Highest Channel (5 700 MHz)**

Frequency	Pol.	Reading	Ant. Factor	Amp.+Cable	DCF	Result	Limit	Margin
(MHz)	(V/H)	(dB( $\mu$ V))	(dB)	(dB)	(dB)	(dB( $\mu$ V/m))	(dB( $\mu$ V/m))	(dB)
<b>Peak data</b>								
5 725.70	H	50.77	35.07	-25.93	-	59.91	68.20	8.29
11 397.92 <sup>1)</sup>	V	62.66	37.94	-50.12	-	50.48	74.00	23.52
16 521.53	H	56.61	41.52	-45.22	-	52.91	68.20	15.29
<b>Average Data</b>								
No spurious emissions were detected within 20 dB of the limit.								

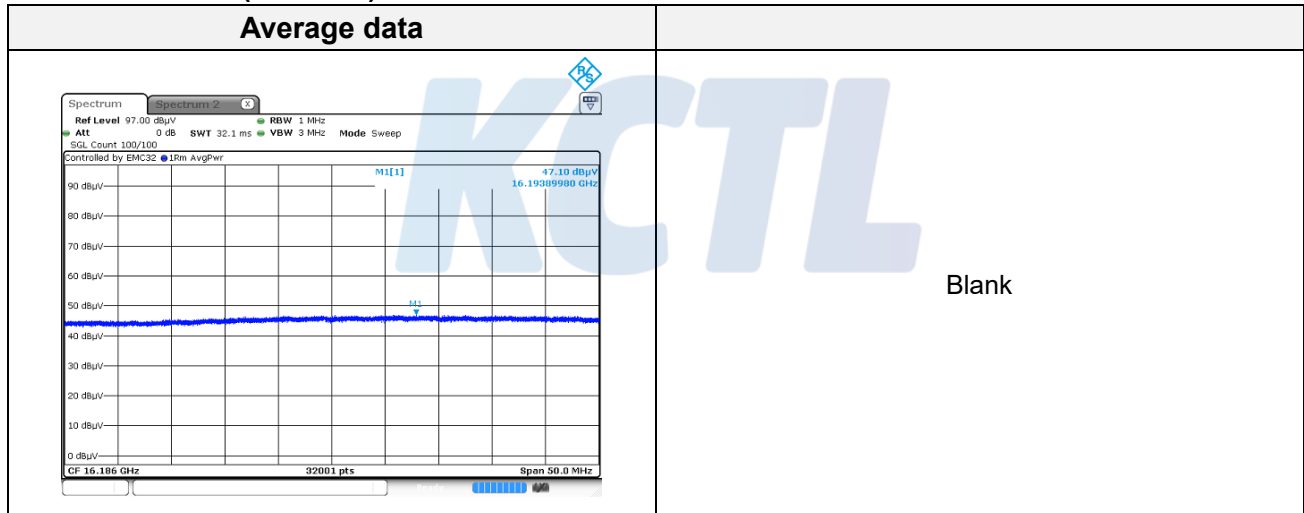


**802.11n HT20 UNII-2C 2TX MIMO**

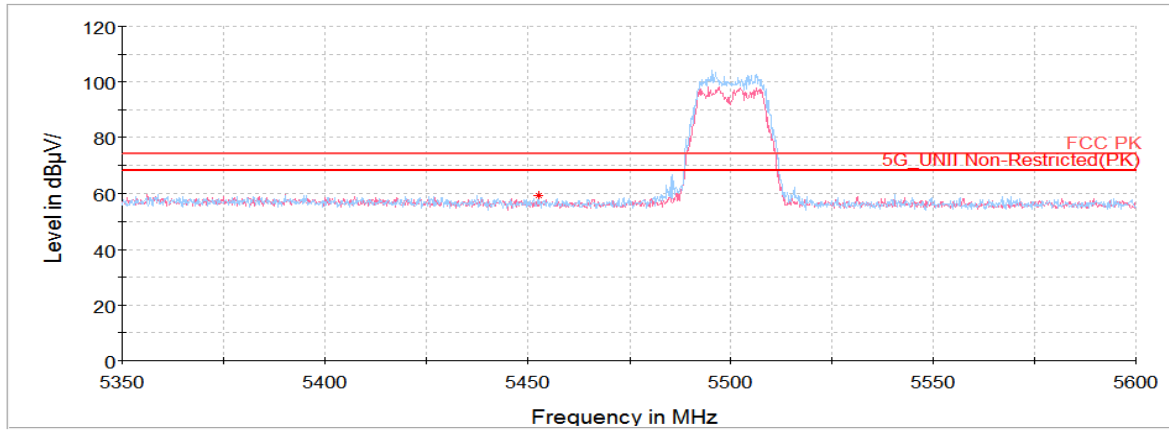
**Lowest Channel (5 500 MHz)**



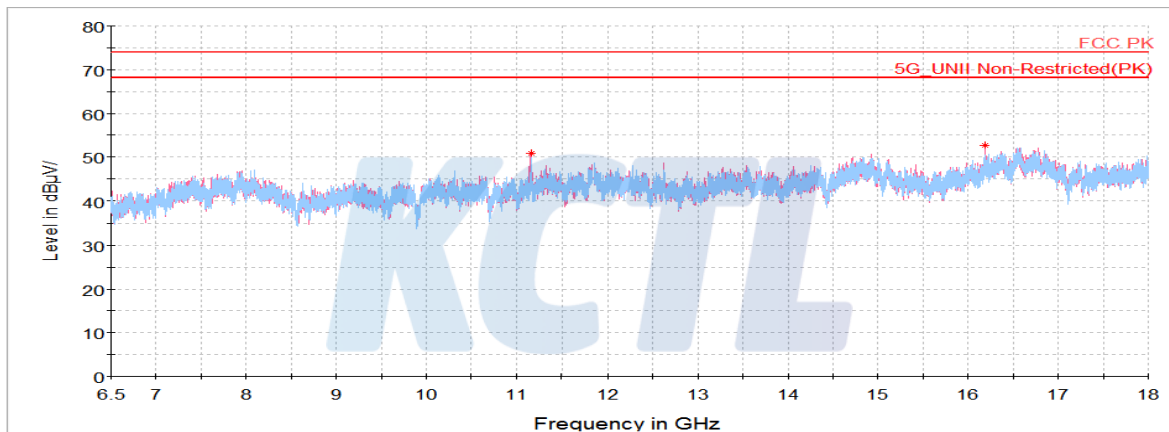
**Lowest Channel (5 580 MHz)**



**Horizontal/Vertical for Band-edge (5 500 MHz)**



**Horizontal/Vertical for 6.5 GHz ~ 18 GHz (5 580 MHz)**



**802.11n HT40 UNII-2C ANT1****Lowest Channel (5 510 MHz)**

Frequency	Pol.	Reading	Ant. Factor	Amp.+Cable	DCF	Result	Limit	Margin
(MHz)	(V/H)	(dB( $\mu$ V))	(dB)	(dB)	(dB)	(dB( $\mu$ V/m))	(dB( $\mu$ V/m))	(dB)
<b>Peak data</b>								
5 459.98 <sup>1)</sup>	H	52.72	34.74	-27.35	-	60.11	74.00	13.89
11 022.02 <sup>1)</sup>	V	59.98	37.71	-51.80	-	45.89	74.00	28.11
16 569.33	V	56.85	41.57	-45.39	-	53.03	68.20	15.17
<b>Average Data</b>								
5 459.98 <sup>1)</sup>	H	32.86	34.74	-27.35	0.60	40.85	54.00	13.15

**Middle Channel (5 590 MHz)**

Frequency	Pol.	Reading	Ant. Factor	Amp.+Cable	DCF	Result	Limit	Margin
(MHz)	(V/H)	(dB( $\mu$ V))	(dB)	(dB)	(dB)	(dB( $\mu$ V/m))	(dB( $\mu$ V/m))	(dB)
<b>Peak data</b>								
11 825.22 <sup>1)</sup>	H	59.91	38.39	-50.23	-	48.07	74.00	25.93
16 558.19	V	56.82	41.56	-45.35	-	53.03	68.20	15.17
<b>Average Data</b>								
No spurious emissions were detected within 20 dB of the limit.								

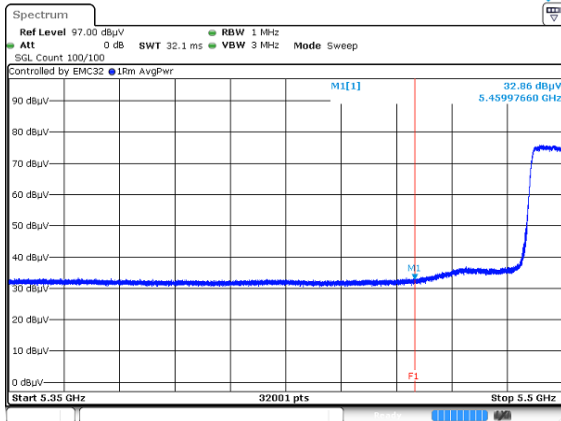
**Highest Channel (5 670 MHz)**

Frequency	Pol.	Reading	Ant. Factor	Amp.+Cable	DCF	Result	Limit	Margin
(MHz)	(V/H)	(dB( $\mu$ V))	(dB)	(dB)	(dB)	(dB( $\mu$ V/m))	(dB( $\mu$ V/m))	(dB)
<b>Peak data</b>								
5 735.16	H	52.86	35.08	-26.06	-	61.88	68.20	6.32
11 341.50 <sup>1)</sup>	V	61.12	37.90	-50.37	-	48.65	74.00	25.35
16 568.97	H	55.99	41.57	-45.39	-	52.17	68.20	16.03
<b>Average Data</b>								
No spurious emissions were detected within 20 dB of the limit.								

**802.11n HT40 UNII-2C ANT1**

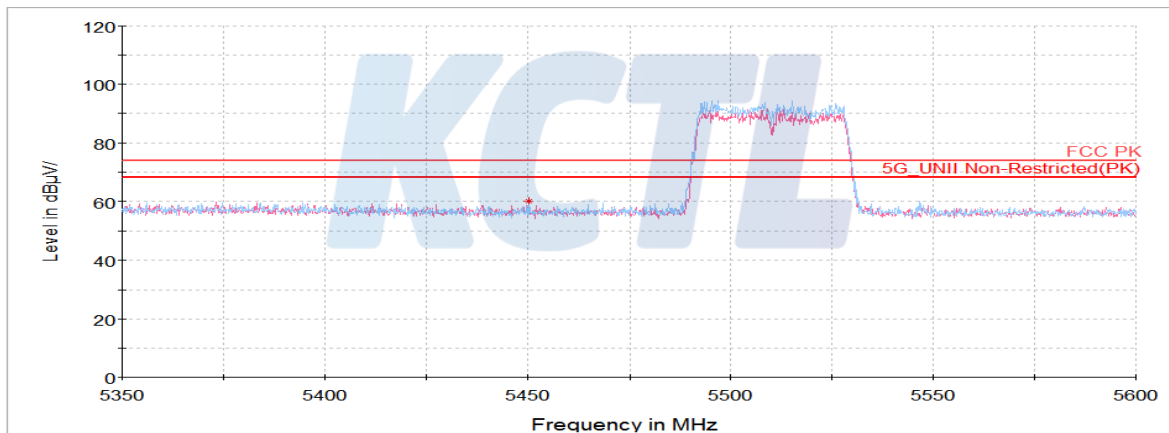
**Lowest Channel (5 510 MHz)**

**Average data**



Blank

**Horizontal/Vertical for Band-edge**



**802.11n HT40 UNII-2C ANT2****Lowest Channel (5 510 MHz)**

Frequency	Pol.	Reading	Ant. Factor	Amp.+Cable	DCF	Result	Limit	Margin
(MHz)	(V/H)	(dB( $\mu$ V))	(dB)	(dB)	(dB)	(dB( $\mu$ V/m))	(dB( $\mu$ V/m))	(dB)
<b>Peak data</b>								
5 459.93 <sup>1)</sup>	H	50.53	34.58	-26.82	-	58.29	74.00	15.71
11 048.25 <sup>1)</sup>	H	59.07	37.73	-51.68	-	45.12	74.00	28.88
16 548.48	H	56.11	41.55	-45.32	-	52.34	68.20	15.86
<b>Average Data</b>								
5 459.93 <sup>1)</sup>	H	35.87	34.58	-26.82	0.60	44.23	54.00	9.77

**Middle Channel (5 590 MHz)**

Frequency	Pol.	Reading	Ant. Factor	Amp.+Cable	DCF	Result	Limit	Margin
(MHz)	(V/H)	(dB( $\mu$ V))	(dB)	(dB)	(dB)	(dB( $\mu$ V/m))	(dB( $\mu$ V/m))	(dB)
<b>Peak data</b>								
11 154.98 <sup>1)</sup>	V	59.59	37.79	-51.20	-	46.18	74.00	27.82
16 569.33	H	55.80	41.57	-45.39	-	51.98	68.20	16.22
<b>Average Data</b>								
No spurious emissions were detected within 20 dB of the limit.								

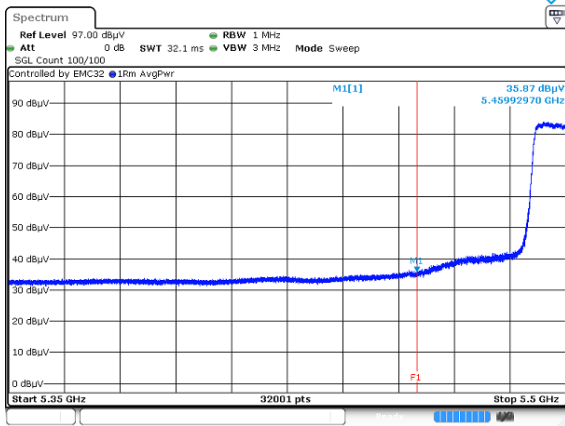
**Highest Channel (5 670 MHz)**

Frequency	Pol.	Reading	Ant. Factor	Amp.+Cable	DCF	Result	Limit	Margin
(MHz)	(V/H)	(dB( $\mu$ V))	(dB)	(dB)	(dB)	(dB( $\mu$ V/m))	(dB( $\mu$ V/m))	(dB)
<b>Peak data</b>								
5 739.97	H	51.71	35.09	-26.13	-	60.67	68.20	7.53
11 336.83 <sup>1)</sup>	H	60.14	37.90	-50.39	-	47.65	74.00	26.35
16 578.67	H	57.24	41.58	-45.43	-	53.39	68.20	14.81
<b>Average Data</b>								
No spurious emissions were detected within 20 dB of the limit.								

**802.11n HT40 UNII-2C ANT2**

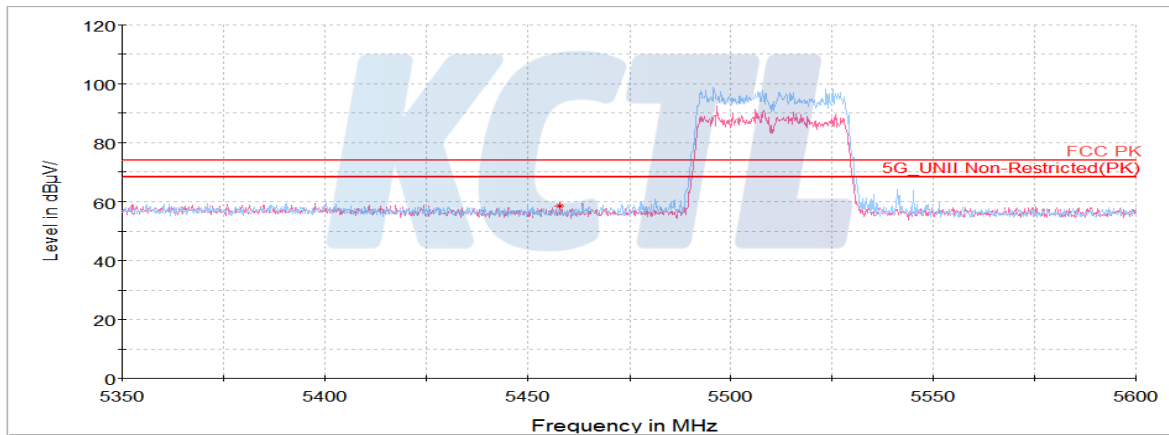
**Lowest Channel (5 510 MHz)**

**Average data**



Blank

**Horizontal/Vertical for Band-edge**



**802.11n HT40 UNII-2C 2TX MIMO****Lowest Channel (5 510 MHz)**

Frequency	Pol.	Reading	Ant. Factor	Amp.+Cable	DCF	Result	Limit	Margin
(MHz)	(V/H)	(dB( $\mu V$ ))	(dB)	(dB)	(dB)	(dB( $\mu V/m$ ))	(dB( $\mu V/m$ ))	(dB)
<b>Peak data</b>								
5 459.66 <sup>1)</sup>	H	50.62	34.74	-27.35	-	58.01	74.00	15.99
11 017.70 <sup>1)</sup>	V	59.90	37.71	-51.82	-	45.79	74.00	28.21
16 561.06	V	55.95	41.56	-45.36	-	52.15	68.20	16.05
<b>Average Data</b>								
5 459.66 <sup>1)</sup>	H	36.86	34.74	-27.35	0.60	44.85	54.00	9.15

**Middle Channel (5 590 MHz)**

Frequency	Pol.	Reading	Ant. Factor	Amp.+Cable	DCF	Result	Limit	Margin
(MHz)	(V/H)	(dB( $\mu V$ ))	(dB)	(dB)	(dB)	(dB( $\mu V/m$ ))	(dB( $\mu V/m$ ))	(dB)
<b>Peak data</b>								
11 167.56 <sup>1)</sup>	V	61.33	37.80	-51.15	-	47.98	74.00	26.02
16 357.66	H	56.00	41.72	-46.02	-	51.70	68.20	16.50
<b>Average Data</b>								
No spurious emissions were detected within 20 dB of the limit.								

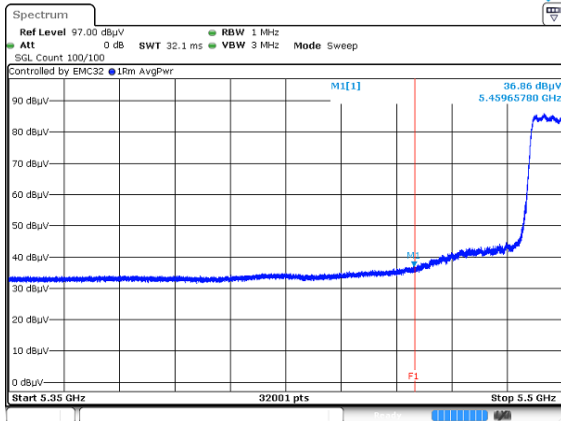
**Highest Channel (5 670 MHz)**

Frequency	Pol.	Reading	Ant. Factor	Amp.+Cable	DCF	Result	Limit	Margin
(MHz)	(V/H)	(dB( $\mu V$ ))	(dB)	(dB)	(dB)	(dB( $\mu V/m$ ))	(dB( $\mu V/m$ ))	(dB)
<b>Peak data</b>								
5 728.63	H	51.25	35.07	-25.97	-	60.35	68.20	7.85
11 332.88 <sup>1)</sup>	V	60.60	37.90	-50.41	-	48.09	74.00	25.91
16 545.61	H	56.02	41.55	-45.30	-	52.27	68.20	15.93
<b>Average Data</b>								
No spurious emissions were detected within 20 dB of the limit.								

**802.11 HT40 UNII-2C 2TX MIMO**

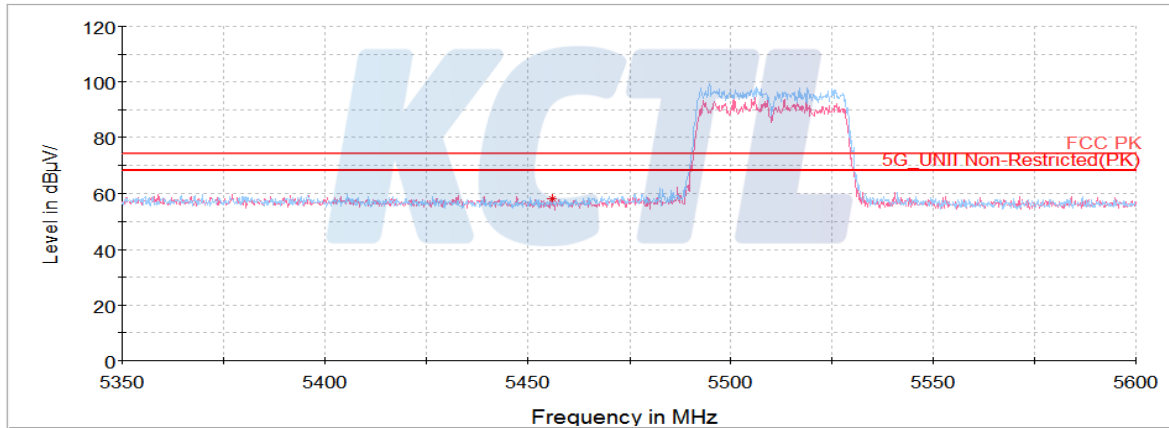
**Lowest Channel (5 510 MHz)**

**Average data**



Blank

**Horizontal/Vertical for Band-edge**





**802.11ac VHT20 UNII-2C ANT1****Lowest Channel (5 500 MHz)**

Frequency	Pol.	Reading	Ant. Factor	Amp.+Cable	DCF	Result	Limit	Margin
(MHz)	(V/H)	(dB( $\mu$ V))	(dB)	(dB)	(dB)	(dB( $\mu$ V/m))	(dB( $\mu$ V/m))	(dB)
<b>Peak data</b>								
5 459.89 <sup>1)</sup>	H	51.38	34.74	-27.35	-	58.77	74.00	15.23
10 990.39 <sup>1)</sup>	V	62.71	37.69	-51.89	-	48.51	74.00	25.49
16 547.77	V	55.87	41.55	-45.31	-	52.11	68.20	16.09
<b>Average Data</b>								
5 459.89 <sup>1)</sup>	H	33.01	34.74	-27.35	0.31	40.71	54.00	13.29

**Middle Channel (5 580 MHz)**

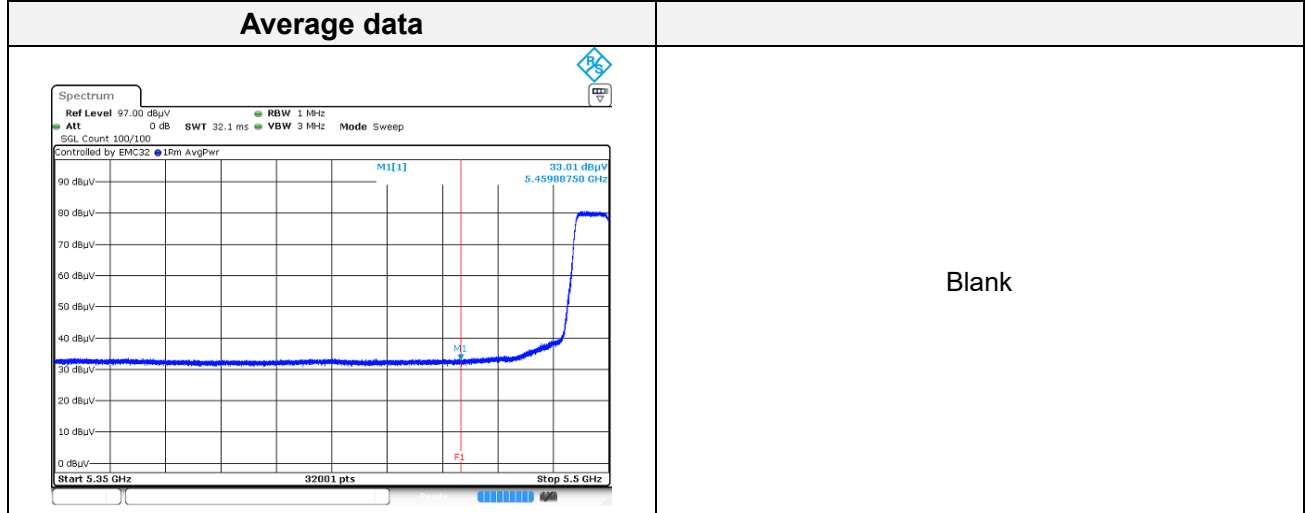
Frequency	Pol.	Reading	Ant. Factor	Amp.+Cable	DCF	Result	Limit	Margin
(MHz)	(V/H)	(dB( $\mu$ V))	(dB)	(dB)	(dB)	(dB( $\mu$ V/m))	(dB( $\mu$ V/m))	(dB)
<b>Peak data</b>								
11 161.43 <sup>1)</sup>	V	65.08	37.80	-51.18	-	51.70	74.00	22.30
16 572.92 <sup>1)</sup>	V	55.97	41.57	-45.40	-	52.14	74.00	21.86
<b>Average Data</b>								
11 161.43 <sup>1)</sup>	V	56.48	37.80	-51.18	0.31	43.41	54.00	10.59

**Highest Channel (5 700 MHz)**

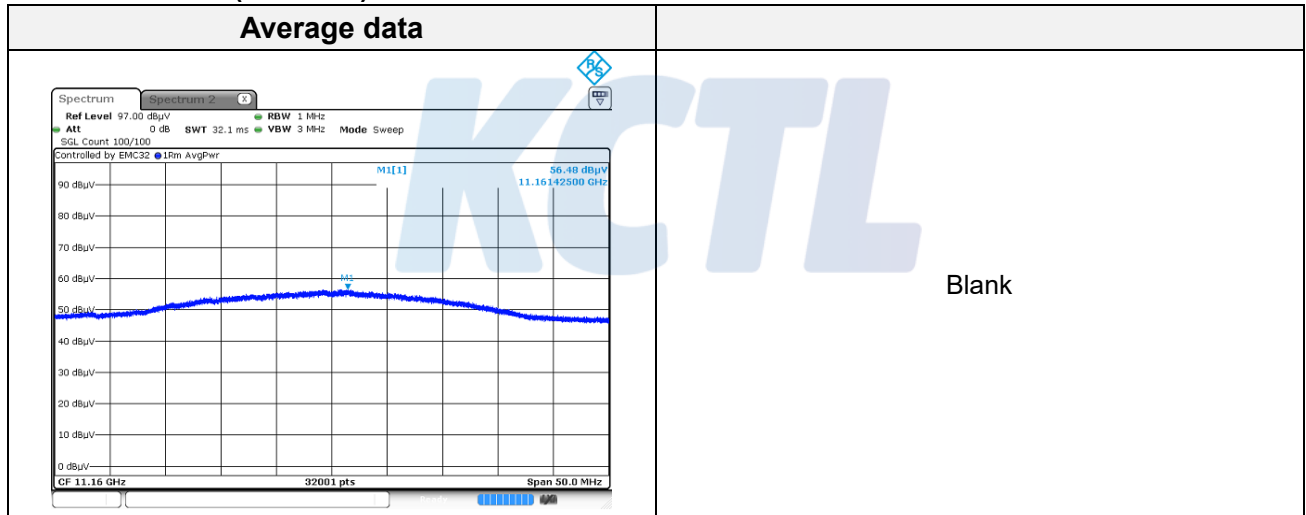
Frequency	Pol.	Reading	Ant. Factor	Amp.+Cable	DCF	Result	Limit	Margin
(MHz)	(V/H)	(dB( $\mu$ V))	(dB)	(dB)	(dB)	(dB( $\mu$ V/m))	(dB( $\mu$ V/m))	(dB)
<b>Peak data</b>								
5 728.80	V	51.82	35.07	-25.97	-	60.92	68.20	7.28
11 400.80 <sup>1)</sup>	V	62.11	37.94	-50.10	-	49.95	74.00	24.05
16 566.81	V	57.38	41.57	-45.38	-	53.57	68.20	14.63
<b>Average Data</b>								
No spurious emissions were detected within 20 dB of the limit.								

**802.11ac VHT20 UNII-2C ANT1**

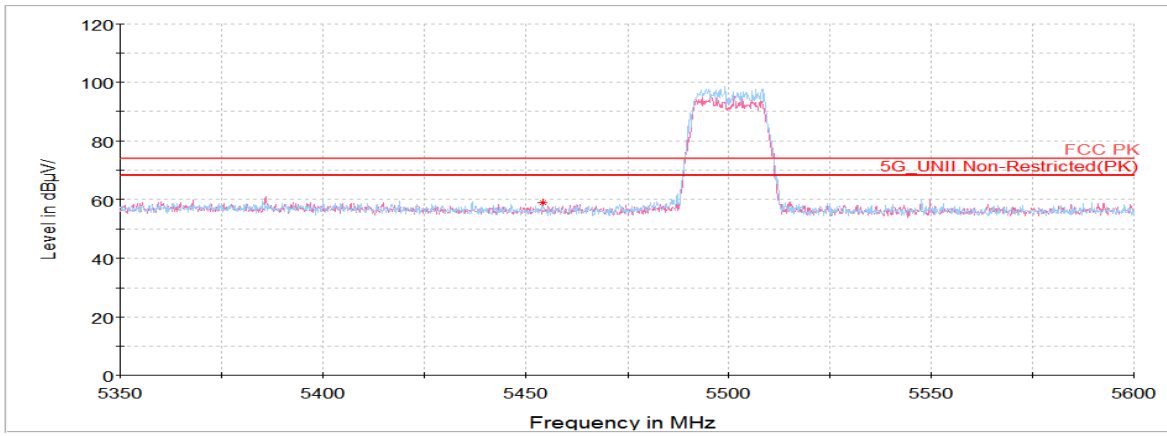
**Lowest Channel (5 500 MHz)**



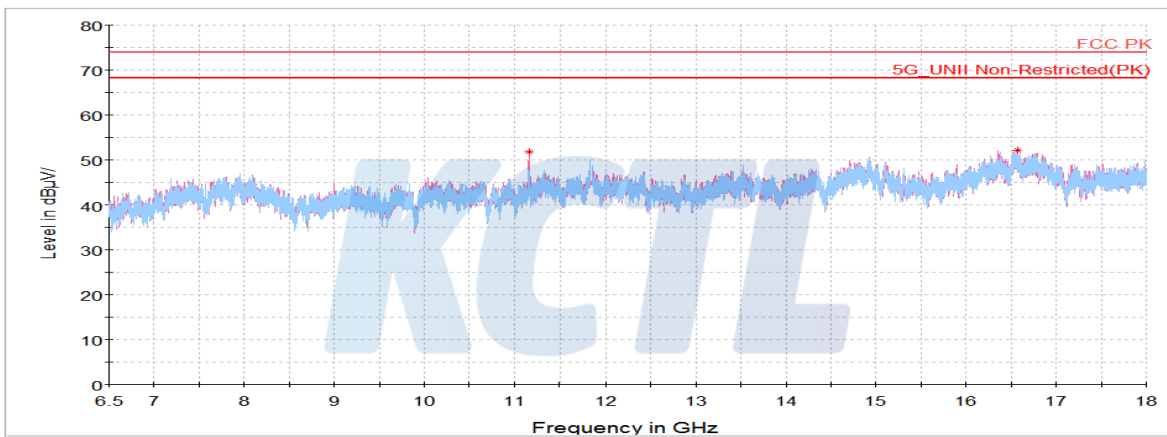
**Middle Channel (5 580 MHz)**



**Horizontal/Vertical for Band-edge (5 500 MHz)**



**Horizontal/Vertical for 6.5 GHz ~ 18 GHz (5 580 MHz)**



**802.11ac VHT20 UNII-2C ANT2****Lowest Channel (5 500 MHz)**

Frequency	Pol.	Reading	Ant. Factor	Amp.+Cable	DCF	Result	Limit	Margin
(MHz)	(V/H)	(dB( $\mu$ V))	(dB)	(dB)	(dB)	(dB( $\mu$ V/m))	(dB( $\mu$ V/m))	(dB)
<b>Peak data</b>								
5 459.65 <sup>1)</sup>	H	51.35	34.74	-27.35	-	58.74	74.00	15.26
10 987.16 <sup>1)</sup>	V	60.91	37.69	-51.89	-	46.71	74.00	27.29
16 560.34	V	56.84	41.56	-45.36	-	53.04	68.20	15.16
<b>Average Data</b>								
5 459.65 <sup>1)</sup>	H	35.13	34.74	-27.35	0.31	42.83	54.00	11.17

**Middle Channel (5 580 MHz)**

Frequency	Pol.	Reading	Ant. Factor	Amp.+Cable	DCF	Result	Limit	Margin
(MHz)	(V/H)	(dB( $\mu$ V))	(dB)	(dB)	(dB)	(dB( $\mu$ V/m))	(dB( $\mu$ V/m))	(dB)
<b>Peak data</b>								
11 163.25 <sup>1)</sup>	V	59.93	37.80	-51.17	-	46.56	74.00	27.44
16 547.77	H	57.46	41.55	-45.31	-	53.70	68.20	14.50
<b>Average Data</b>								
No spurious emissions were detected within 20 dB of the limit.								

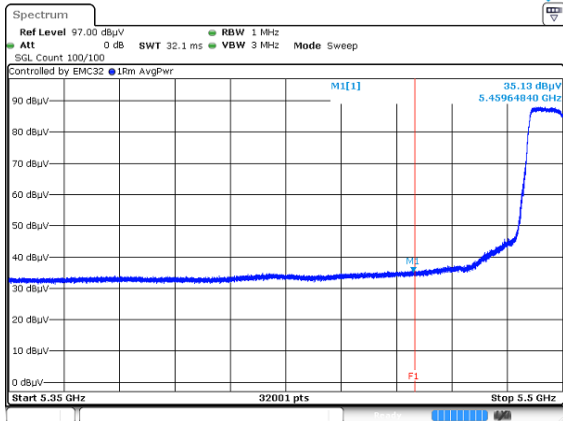
**Highest Channel (5 700 MHz)**

Frequency	Pol.	Reading	Ant. Factor	Amp.+Cable	DCF	Result	Limit	Margin
(MHz)	(V/H)	(dB( $\mu$ V))	(dB)	(dB)	(dB)	(dB( $\mu$ V/m))	(dB( $\mu$ V/m))	(dB)
<b>Peak data</b>								
5 728.45	H	51.29	35.07	-25.97	-	60.39	68.20	7.81
11 396.48 <sup>1)</sup>	V	58.78	37.94	-50.12	-	46.60	74.00	27.40
16 526.56	H	56.03	41.53	-45.23	-	52.33	68.20	15.87
<b>Average Data</b>								
No spurious emissions were detected within 20 dB of the limit.								

**802.11ac VHT20 UNII-2C ANT2**

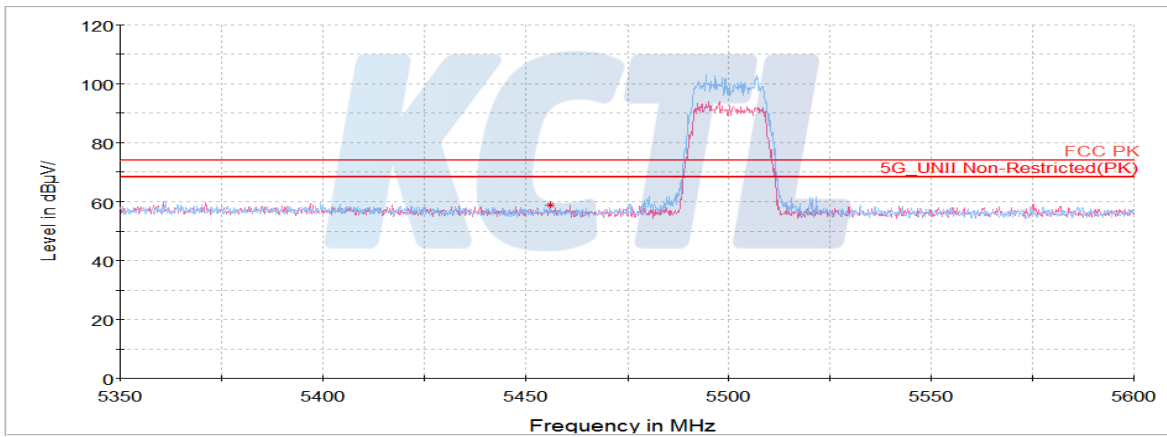
**Lowest Channel (5 500 MHz)**

**Average data**



Blank

**Horizontal/Vertical for Band-edge**



**802.11ac VHT20 UNII-2C 2TX MIMO****Lowest Channel (5 500 MHz)**

Frequency	Pol.	Reading	Ant. Factor	Amp.+Cable	DCF	Result	Limit	Margin
(MHz)	(V/H)	(dB( $\mu$ V))	(dB)	(dB)	(dB)	(dB( $\mu$ V/m))	(dB( $\mu$ V/m))	(dB)
<b>Peak data</b>								
5 459.92 <sup>1)</sup>	H	50.47	34.74	-27.35	-	57.86	74.00	16.14
11 000.09 <sup>1)</sup>	V	63.15	37.70	-51.90	-	48.95	74.00	25.05
16 550.64	V	56.25	41.55	-45.32	-	52.48	68.20	15.72
<b>Average Data</b>								
5 459.92 <sup>1)</sup>	H	36.01	34.74	-27.35	0.31	43.71	54.00	10.29

**Middle Channel (5 580 MHz)**

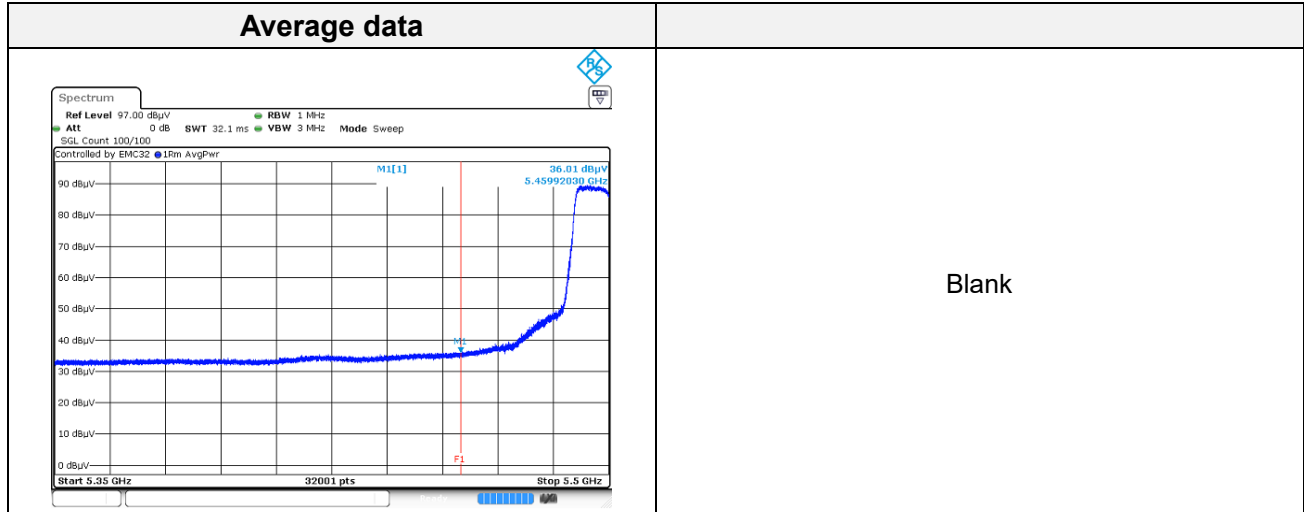
Frequency	Pol.	Reading	Ant. Factor	Amp.+Cable	DCF	Result	Limit	Margin
(MHz)	(V/H)	(dB( $\mu$ V))	(dB)	(dB)	(dB)	(dB( $\mu$ V/m))	(dB( $\mu$ V/m))	(dB)
<b>Peak data</b>								
11 160.95 <sup>1)</sup>	V	65.01	37.80	-51.18	-	51.63	74.00	22.37
16 563.94	V	56.08	41.56	-45.37	-	52.27	68.20	15.93
<b>Average Data</b>								
11 160.95 <sup>1)</sup>	V	56.86	37.80	-51.18	0.31	43.79	54.00	10.21

**Highest Channel (5 700 MHz)**

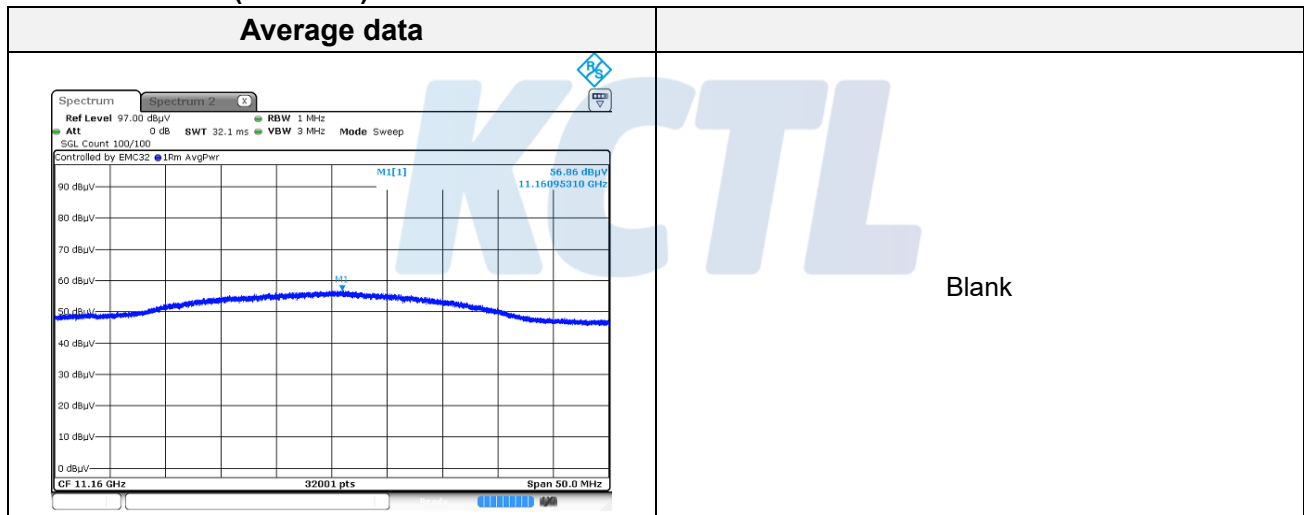
Frequency	Pol.	Reading	Ant. Factor	Amp.+Cable	DCF	Result	Limit	Margin
(MHz)	(V/H)	(dB( $\mu$ V))	(dB)	(dB)	(dB)	(dB( $\mu$ V/m))	(dB( $\mu$ V/m))	(dB)
<b>Peak data</b>								
5 725.19	H	52.38	35.07	-25.92	-	61.53	68.20	6.67
11 402.23 <sup>1)</sup>	V	62.09	37.94	-50.10	-	49.93	74.00	24.07
16 544.53	V	56.89	41.54	-45.30	-	53.13	68.20	15.07
<b>Average Data</b>								
No spurious emissions were detected within 20 dB of the limit.								

**802.11ac VHT20 UNII-2C 2TX MIMO**

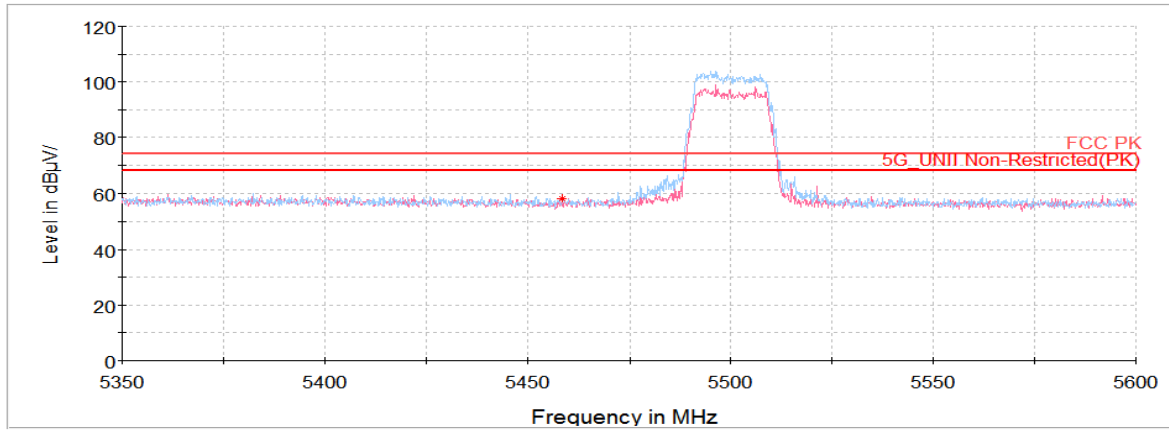
**Lowest Channel (5 500 MHz)**



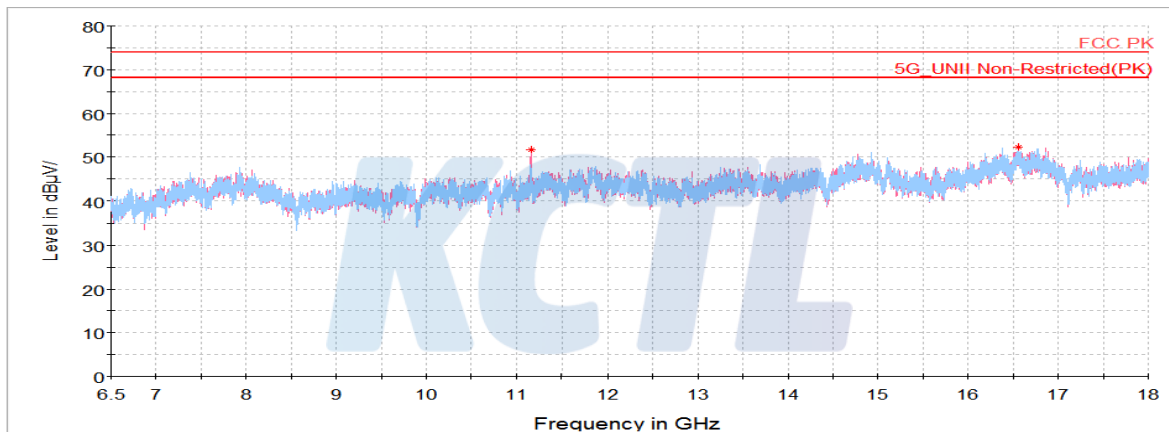
**Middle Channel (5 580 MHz)**



**Horizontal/Vertical for Band-edge**



**Horizontal/Vertical for 6.5 GHz ~ 18 GHz (5 580 MHz)**





**802.11ac VHT40 UNII-2C ANT1****Lowest Channel (5 510 MHz)**

Frequency	Pol.	Reading	Ant. Factor	Amp.+Cable	DCF	Result	Limit	Margin
(MHz)	(V/H)	(dB( $\mu$ V))	(dB)	(dB)	(dB)	(dB( $\mu$ V/m))	(dB( $\mu$ V/m))	(dB)
<b>Peak data</b>								
5 459.90 <sup>1)</sup>	H	50.51	34.74	-27.35	-	57.90	74.00	16.10
11 077.00 <sup>1)</sup>	V	59.14	37.75	-51.55	-	45.34	74.00	28.66
16 376.34	H	56.33	41.75	-45.91	-	52.17	68.20	16.03
<b>Average Data</b>								
5 459.90 <sup>1)</sup>	H	32.87	34.74	-27.35	0.60	40.86	54.00	13.14

**Middle Channel (5 590 MHz)**

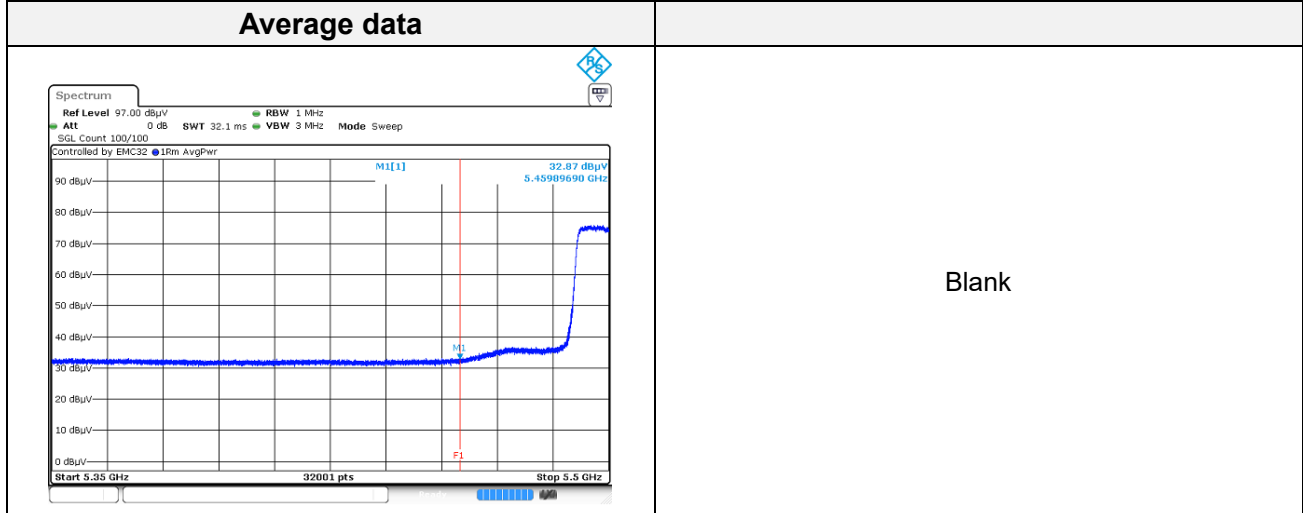
Frequency	Pol.	Reading	Ant. Factor	Amp.+Cable	DCF	Result	Limit	Margin
(MHz)	(V/H)	(dB( $\mu$ V))	(dB)	(dB)	(dB)	(dB( $\mu$ V/m))	(dB( $\mu$ V/m))	(dB)
<b>Peak data</b>								
11 170.80 <sup>1)</sup>	V	60.98	37.80	-51.13	-	47.65	74.00	26.35
16 595.92	V	56.74	41.60	-45.49	-	52.85	68.20	15.35
<b>Average Data</b>								
No spurious emissions were detected within 20 dB of the limit.								

**Highest Channel (5 670 MHz)**

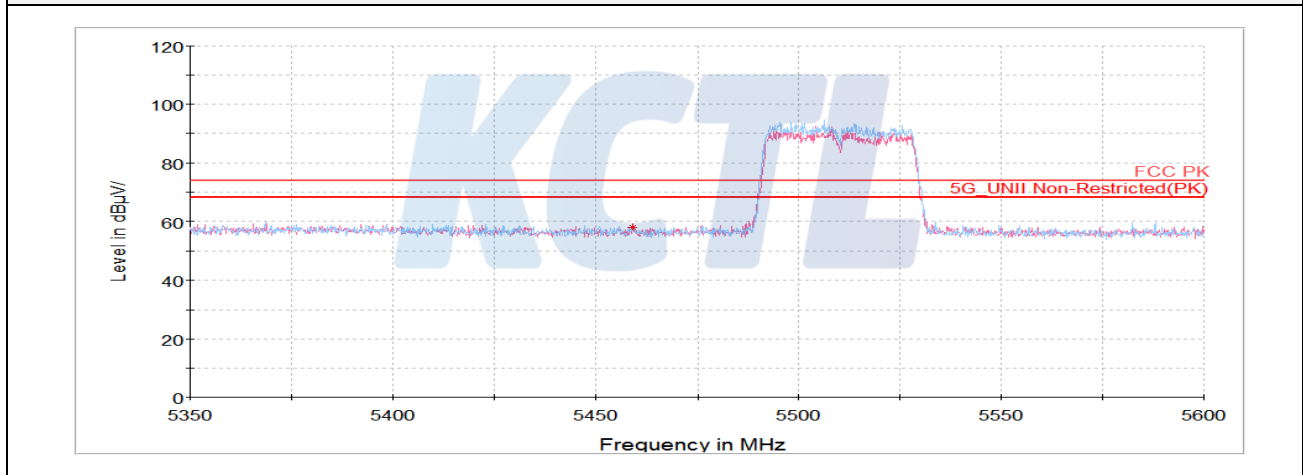
Frequency	Pol.	Reading	Ant. Factor	Amp.+Cable	DCF	Result	Limit	Margin
(MHz)	(V/H)	(dB( $\mu$ V))	(dB)	(dB)	(dB)	(dB( $\mu$ V/m))	(dB( $\mu$ V/m))	(dB)
<b>Peak data</b>								
5 726.56	V	50.88	35.07	-25.94	-	60.01	68.20	8.19
11 333.23 <sup>1)</sup>	V	60.75	37.90	-50.41	-	48.24	74.00	25.76
16 558.91	V	56.60	41.56	-45.35	-	52.81	68.20	15.39
<b>Average Data</b>								
No spurious emissions were detected within 20 dB of the limit.								

**802.11ac VHT40 UNII-2C ANT1**

**Lowest Channel (5 510 MHz)**



**Horizontal/Vertical for Band-edge**



**802.11ac VHT40 UNII-2C ANT2****Lowest Channel (5 510 MHz)**

Frequency	Pol.	Reading	Ant. Factor	Amp.+Cable	DCF	Result	Limit	Margin
(MHz)	(V/H)	(dB( $\mu V$ ))	(dB)	(dB)	(dB)	(dB( $\mu V/m$ ))	(dB( $\mu V/m$ ))	(dB)
<b>Peak data</b>								
5 459.93 <sup>1)</sup>	H	50.89	34.74	-27.35	-	58.28	74.00	15.72
11 039.98 <sup>1)</sup>	V	59.48	37.72	-51.72	-	45.48	74.00	28.52
16 578.31	H	55.85	41.58	-45.42	-	52.01	68.20	16.19
<b>Average Data</b>								
5 459.93 <sup>1)</sup>	H	35.80	34.74	-27.35	0.60	43.79	54.00	10.21

**Middle Channel (5 590 MHz)**

Frequency	Pol.	Reading	Ant. Factor	Amp.+Cable	DCF	Result	Limit	Margin
(MHz)	(V/H)	(dB( $\mu V$ ))	(dB)	(dB)	(dB)	(dB( $\mu V/m$ ))	(dB( $\mu V/m$ ))	(dB)
<b>Peak data</b>								
11 221.47 <sup>1)</sup>	V	60.15	37.83	-50.91	-	47.07	74.00	26.93
16 784.23	V	57.30	41.78	-46.18	-	52.90	68.20	15.30
<b>Average Data</b>								
No spurious emissions were detected within 20 dB of the limit.								

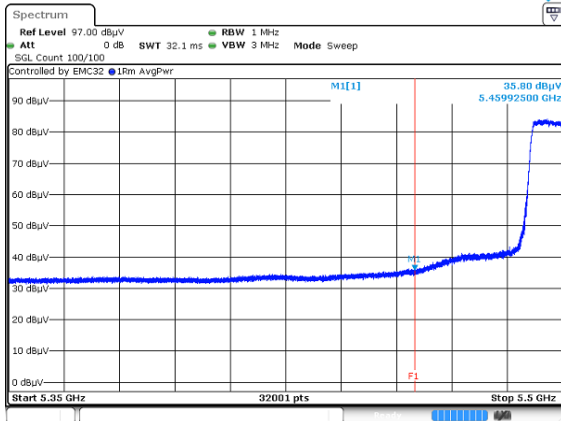
**Highest Channel (5 670 MHz)**

Frequency	Pol.	Reading	Ant. Factor	Amp.+Cable	DCF	Result	Limit	Margin
(MHz)	(V/H)	(dB( $\mu V$ ))	(dB)	(dB)	(dB)	(dB( $\mu V/m$ ))	(dB( $\mu V/m$ ))	(dB)
<b>Peak data</b>								
5 730.86	V	51.33	35.08	-26.00	-	60.41	68.20	7.79
11 328.92 <sup>1)</sup>	V	59.92	37.90	-50.43	-	47.39	74.00	26.61
16 547.05	H	56.63	41.55	-45.31	-	52.87	68.20	15.33
<b>Average Data</b>								
No spurious emissions were detected within 20 dB of the limit.								

**802.11ac VHT40 UNII-2C ANT2**

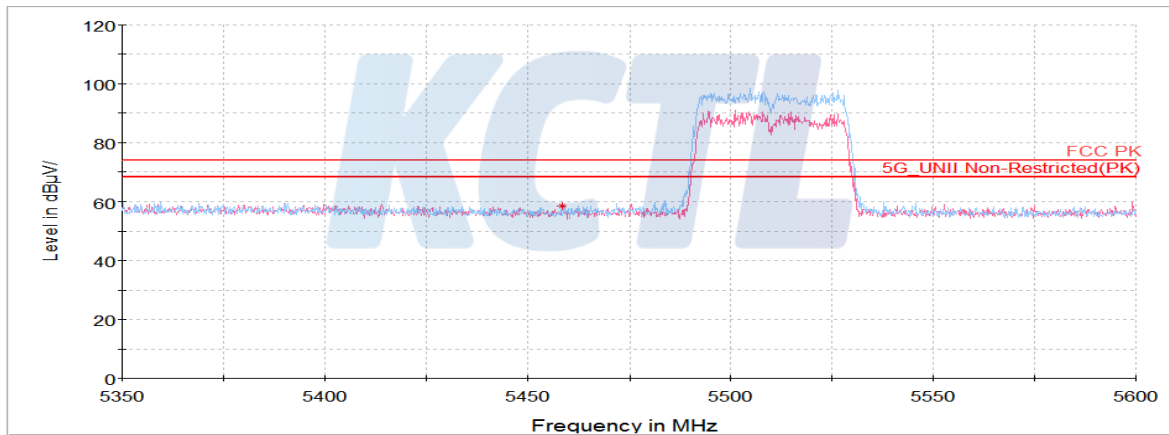
**Lowest Channel (5 510 MHz)**

**Average data**



Blank

**Horizontal/Vertical for Band-edge**



**802.11ac VHT40 UNII-2C 2TX MIMO****Lowest Channel (5 510 MHz)**

Frequency	Pol.	Reading	Ant. Factor	Amp.+Cable	DCF	Result	Limit	Margin
(MHz)	(V/H)	(dB( $\mu V$ ))	(dB)	(dB)	(dB)	(dB( $\mu V/m$ ))	(dB( $\mu V/m$ ))	(dB)
<b>Peak data</b>								
5 458.97 <sup>1)</sup>	H	49.85	34.73	-27.34	-	57.24	74.00	16.76
11 025.25 <sup>1)</sup>	V	59.11	37.72	-51.78	-	45.05	74.00	28.95
16 558.19	V	56.85	41.56	-45.35	-	53.06	68.20	15.14
<b>Average Data</b>								
5 458.97 <sup>1)</sup>	H	36.25	34.73	-27.34	1.06	44.70	54.00	9.30

**Middle Channel (5 590 MHz)**

Frequency	Pol.	Reading	Ant. Factor	Amp.+Cable	DCF	Result	Limit	Margin
(MHz)	(V/H)	(dB( $\mu V$ ))	(dB)	(dB)	(dB)	(dB( $\mu V/m$ ))	(dB( $\mu V/m$ ))	(dB)
<b>Peak data</b>								
11 179.78 <sup>1)</sup>	V	61.16	37.81	-51.09	-	47.88	74.00	26.12
16 766.63	H	57.06	41.77	-46.12	-	52.71	68.20	15.49
<b>Average Data</b>								
No spurious emissions were detected within 20 dB of the limit.								

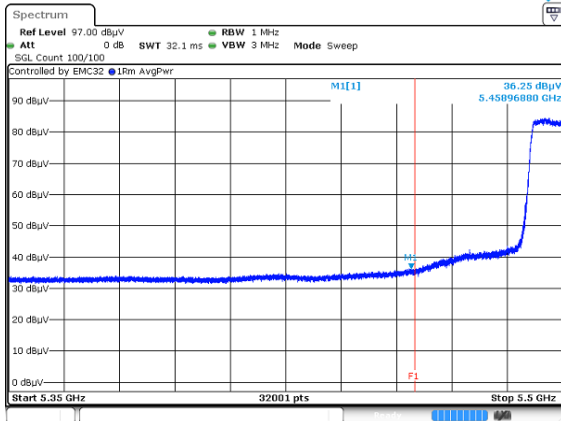
**Highest Channel (5 670 MHz)**

Frequency	Pol.	Reading	Ant. Factor	Amp.+Cable	DCF	Result	Limit	Margin
(MHz)	(V/H)	(dB( $\mu V$ ))	(dB)	(dB)	(dB)	(dB( $\mu V/m$ ))	(dB( $\mu V/m$ ))	(dB)
<b>Peak data</b>								
5 727.94	H	51.69	35.07	-25.96	-	60.80	68.20	7.40
11 337.19 <sup>1)</sup>	V	61.20	37.90	-50.39	-	48.71	74.00	25.29
16 549.56	V	56.51	41.55	-45.32	-	52.74	68.20	15.46
<b>Average Data</b>								
No spurious emissions were detected within 20 dB of the limit.								

**802.11ac VHT40 UNII-2C 2TX MIMO**

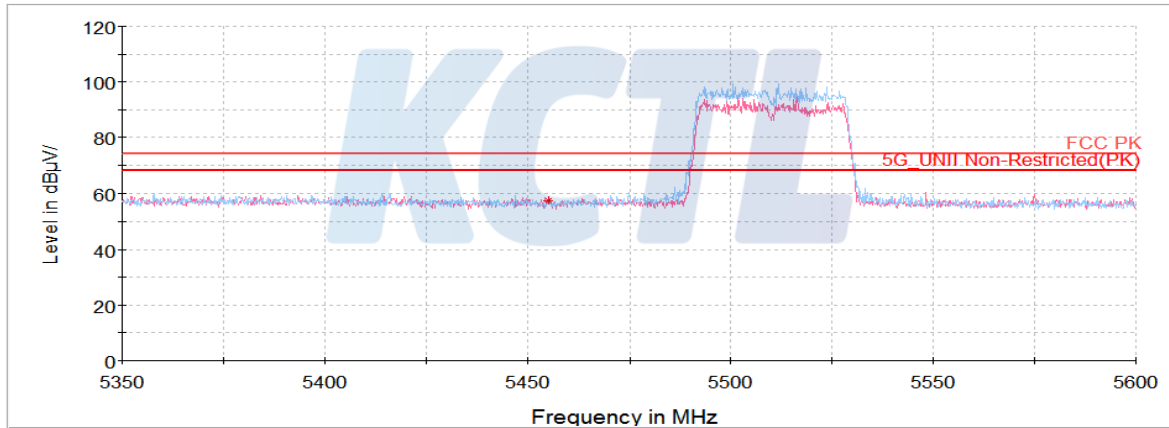
**Lowest Channel (5 510 MHz)**

**Average data**



Blank

**Horizontal/Vertical for Band-edge**



**802.11ac VHT80 UNII-2C ANT1****Lowest Channel (5 530 MHz)**

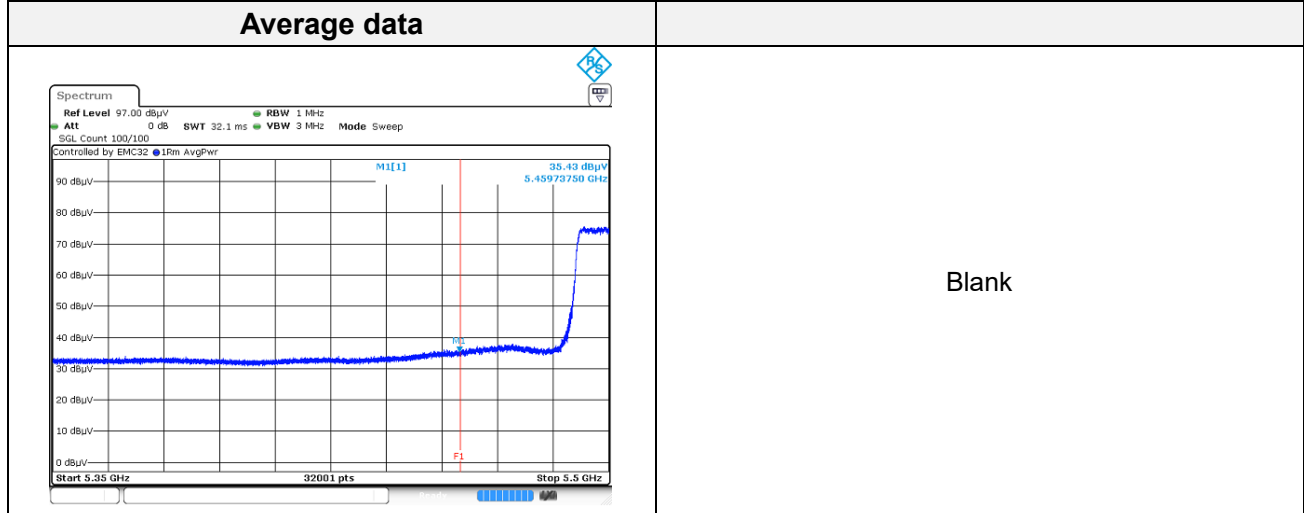
Frequency	Pol.	Reading	Ant. Factor	Amp.+Cable	DCF	Result	Limit	Margin
(MHz)	(V/H)	(dB( $\mu$ V))	(dB)	(dB)	(dB)	(dB( $\mu$ V/m))	(dB( $\mu$ V/m))	(dB)
<b>Peak data</b>								
5 459.74 <sup>1)</sup>	H	50.60	34.74	-27.35	-	57.99	74.00	16.01
11 089.22 <sup>1)</sup>	V	59.16	37.75	-51.50	-	45.41	74.00	28.59
16 595.56	V	56.46	41.60	-45.49	-	52.57	68.20	15.63
<b>Average Data</b>								
5 459.74 <sup>1)</sup>	H	35.43	34.74	-27.35	1.13	43.95	54.00	10.05

**Highest Channel (5 610 MHz)**

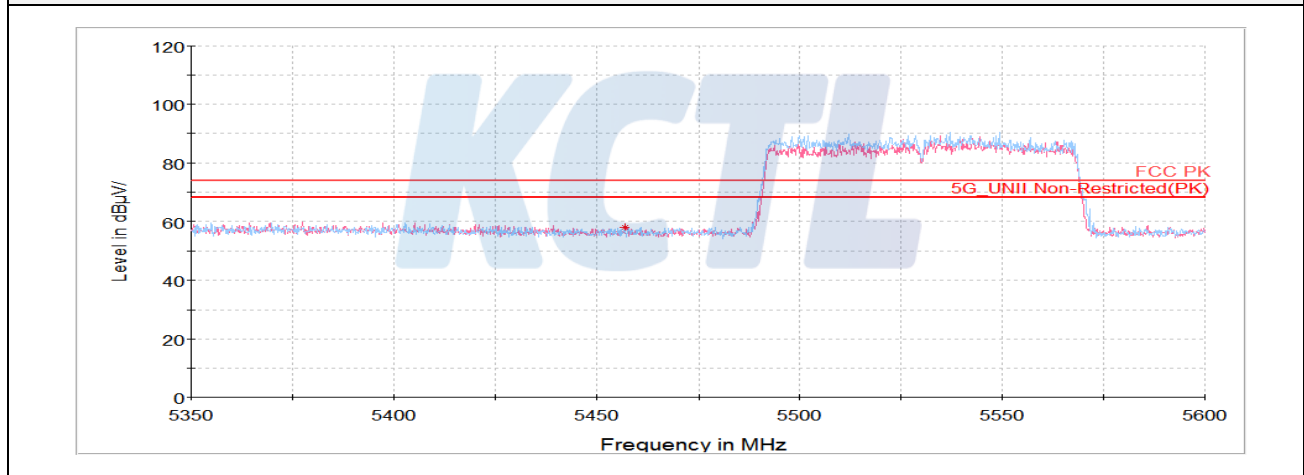
Frequency	Pol.	Reading	Ant. Factor	Amp.+Cable	DCF	Result	Limit	Margin
(MHz)	(V/H)	(dB( $\mu$ V))	(dB)	(dB)	(dB)	(dB( $\mu$ V/m))	(dB( $\mu$ V/m))	(dB)
<b>Peak data</b>								
5 725.19	H	50.52	35.07	-25.92	-	59.67	68.20	8.53
11 223.98 <sup>1)</sup>	V	58.81	37.83	-50.90	-	45.74	74.00	28.26
16 571.13	V	56.76	41.57	-45.40	-	52.93	68.20	15.27
<b>Average Data</b>								
No spurious emissions were detected within 20 dB of the limit.								

**802.11ac VHT80 UNII-2C ANT1**

**Lowest Channel (5 530 MHz)**



**Horizontal/Vertical for Band-edge**





**802.11ac VHT80 UNII-2C ANT2****Lowest Channel (5 530 MHz)**

Frequency	Pol.	Reading	Ant. Factor	Amp.+Cable	DCF	Result	Limit	Margin
(MHz)	(V/H)	(dB( $\mu$ V))	(dB)	(dB)	(dB)	(dB( $\mu$ V/m))	(dB( $\mu$ V/m))	(dB)
<b>Peak data</b>								
5 459.96 <sup>1)</sup>	H	50.28	34.74	-27.35	-	57.67	74.00	16.33
11 078.08 <sup>1)</sup>	V	58.17	37.75	-51.55	-	44.37	74.00	29.63
16 563.58	V	56.72	41.56	-45.37	-	52.91	68.20	15.29
<b>Average Data</b>								
5 459.96 <sup>1)</sup>	H	35.84	34.74	-27.35	1.13	44.36	54.00	9.64

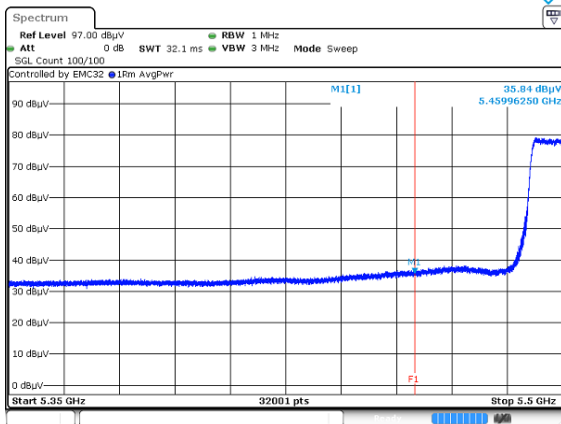
**Highest Channel (5 610 MHz)**

Frequency	Pol.	Reading	Ant. Factor	Amp.+Cable	DCF	Result	Limit	Margin
(MHz)	(V/H)	(dB( $\mu$ V))	(dB)	(dB)	(dB)	(dB( $\mu$ V/m))	(dB( $\mu$ V/m))	(dB)
<b>Peak data</b>								
5 725.02	H	50.27	35.07	-25.92	-	59.42	68.20	8.78
11 225.42 <sup>1)</sup>	H	59.07	37.84	-50.89	-	46.02	74.00	27.98
16 563.94	V	56.21	41.56	-45.37	-	52.40	68.20	15.80
<b>Average Data</b>								
No spurious emissions were detected within 20 dB of the limit.								

**802.11ac VHT80 UNII-2C ANT2**

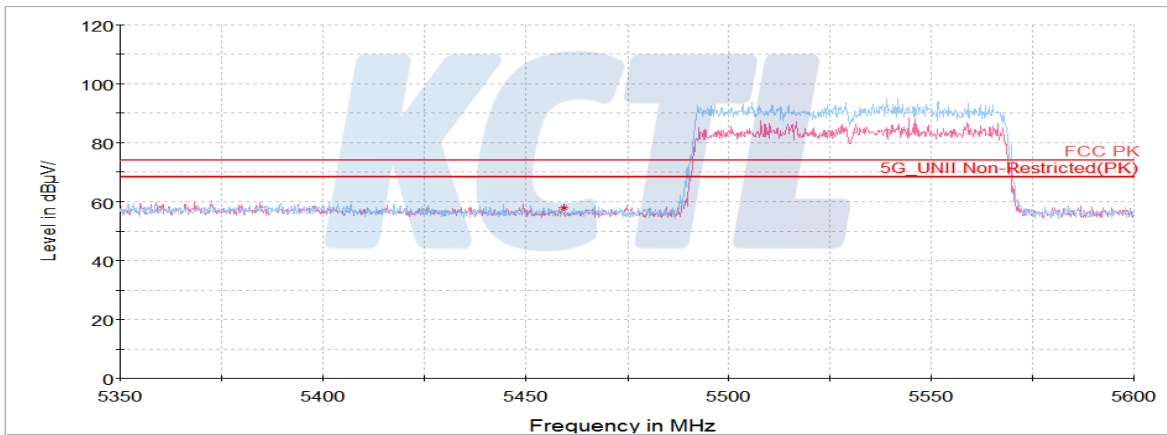
**Lowest Channel (5 530 MHz)**

**Average data**



Blank

**Horizontal/Vertical for Band-edge**



**802.11ac VHT80 UNII-2C 2TX MIMO****Lowest Channel (5 530 MHz)**

Frequency	Pol.	Reading	Ant. Factor	Amp.+Cable	DCF	Result	Limit	Margin
(MHz)	(V/H)	(dB( $\mu$ V))	(dB)	(dB)	(dB)	(dB( $\mu$ V/m))	(dB( $\mu$ V/m))	(dB)
<b>Peak data</b>								
5 459.85 <sup>1)</sup>	H	51.56	34.74	-27.35	-	58.95	74.00	15.05
11 099.64 <sup>1)</sup>	H	59.58	37.76	-51.45	-	45.89	74.00	28.11
15 495.52 <sup>1)</sup>	V	59.44	40.20	-49.52	-	50.12	74.00	23.88
<b>Average Data</b>								
5 459.85 <sup>1)</sup>	H	36.80	34.74	-27.35	1.81	46.00	54.00	8.00

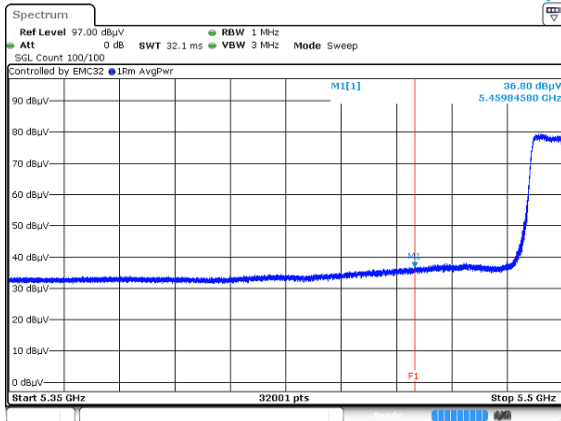
**Highest Channel (5 610 MHz)**

Frequency	Pol.	Reading	Ant. Factor	Amp.+Cable	DCF	Result	Limit	Margin
(MHz)	(V/H)	(dB( $\mu$ V))	(dB)	(dB)	(dB)	(dB( $\mu$ V/m))	(dB( $\mu$ V/m))	(dB)
<b>Peak data</b>								
5 733.44	H	52.27	35.08	-26.04	-	61.31	68.20	6.89
11 220.75 <sup>1)</sup>	V	59.10	37.83	-50.91	-	46.02	74.00	27.98
16 555.31	H	56.34	41.56	-45.34	-	52.56	68.20	15.64
<b>Average Data</b>								
No spurious emissions were detected within 20 dB of the limit.								

**802.11ac VHT80 UNII-2C 2TX MIMO**

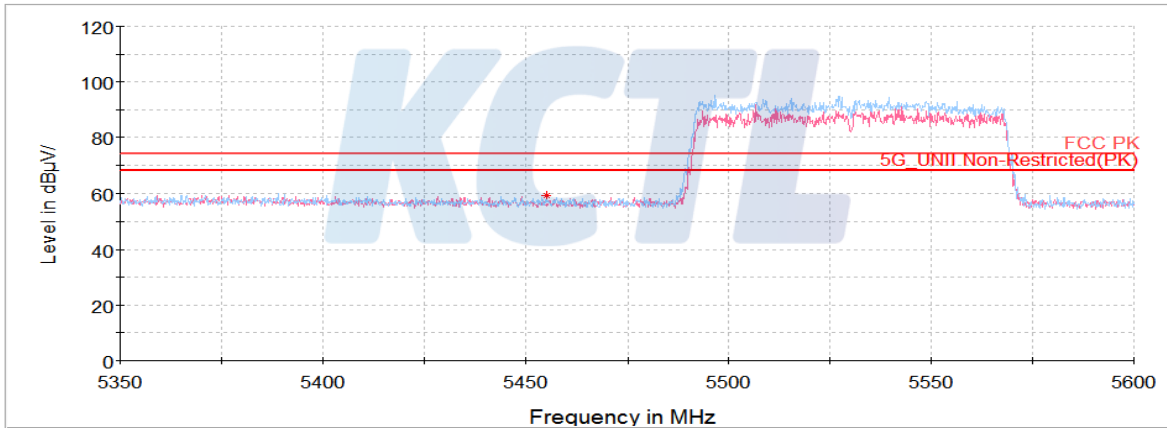
**Lowest Channel (5 530 MHz)**

**Average data**



Blank

**Horizontal/Vertical for Band-edge**

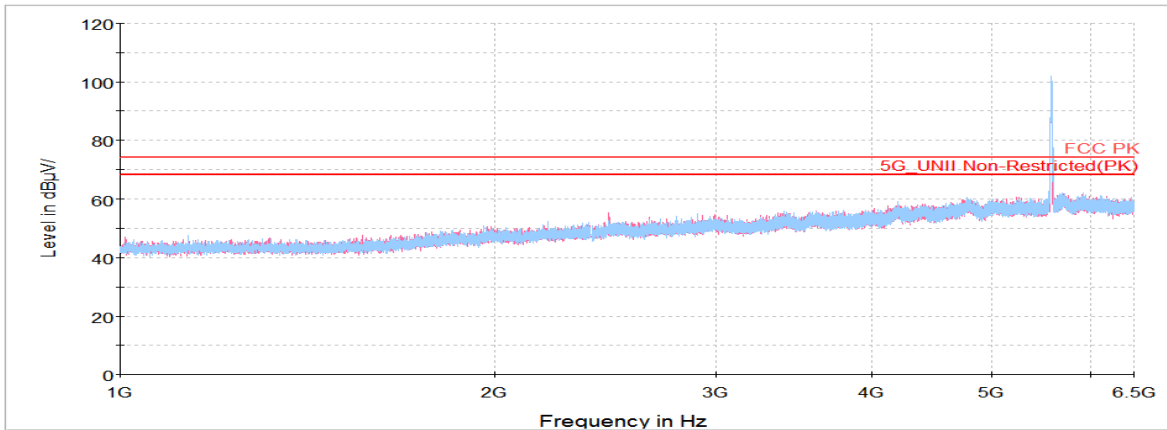


**Plot of Harmonics and Spurious Emissions**

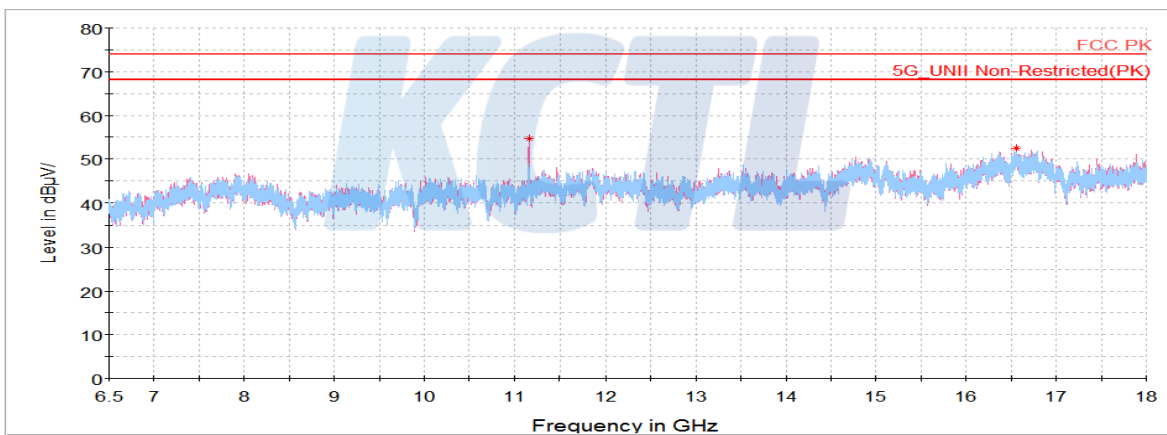
In order to simplify the report, attached plots were only the lowest margin condition

**802.11a\_UNII-2C\_2TX MIMO\_ Middle Channel (5 580 MHz)**

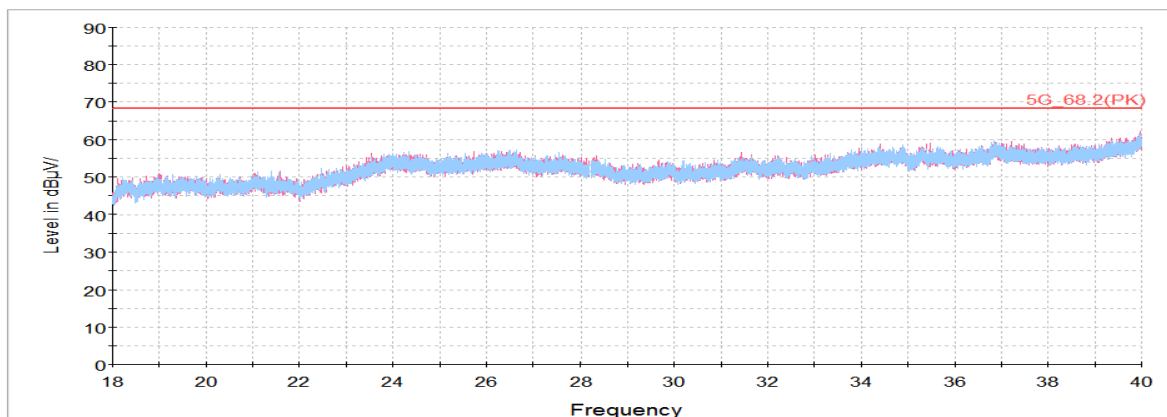
**Horizontal/Vertical for 1 GHz ~ 6.5 GHz**



**Horizontal/Vertical for 6.5 GHz ~ 18 GHz**



**Horizontal/Vertical for 18 GHz ~ 40 GHz**



**802.11a UNII-3 ANT1****Lowest Channel (5 745 MHz)**

Frequency	Pol.	Reading	Ant. Factor	Amp.+Cable	DCF	Result	Limit	Margin
(MHz)	(V/H)	(dB( $\mu$ V))	(dB)	(dB)	(dB)	(dB( $\mu$ V/m))	(dB( $\mu$ V/m))	(dB)
<b>Peak data</b>								
5 724.67	V	41.66	35.07	-25.91	-	50.82	121.45	70.63
11 478.06 <sup>1)</sup>	V	62.49	37.99	-49.76	-	50.72	74.00	23.28
16 568.25	V	56.10	41.57	-45.39	-	52.28	68.20	15.92
<b>Average Data</b>								
No spurious emissions were detected within 20 dB of the limit.								

**Middle Channel (5 785 MHz)**

Frequency	Pol.	Reading	Ant. Factor	Amp.+Cable	DCF	Result	Limit	Margin
(MHz)	(V/H)	(dB( $\mu$ V))	(dB)	(dB)	(dB)	(dB( $\mu$ V/m))	(dB( $\mu$ V/m))	(dB)
<b>Peak data</b>								
11 570.06 <sup>1)</sup>	V	59.07	38.08	-49.78	-	47.37	74.00	26.63
16 779.92	H	57.54	41.78	-46.17	-	53.15	68.20	15.05
<b>Average Data</b>								
No spurious emissions were detected within 20 dB of the limit.								

**Highest Channel (5 825 MHz)**

Frequency	Pol.	Reading	Ant. Factor	Amp.+Cable	DCF	Result	Limit	Margin
(MHz)	(V/H)	(dB( $\mu$ V))	(dB)	(dB)	(dB)	(dB( $\mu$ V/m))	(dB( $\mu$ V/m))	(dB)
<b>Peak data</b>								
5 850.31	H	41.66	35.22	-26.68	-	50.20	121.49	71.29
11 655.59 <sup>1)</sup>	V	60.14	38.19	-49.93	-	48.40	74.00	25.60
16 735.36	H	56.33	41.74	-46.00	-	52.07	68.20	16.13
<b>Average Data</b>								
No spurious emissions were detected within 20 dB of the limit.								

**802.11a UNII-3 ANT2****Lowest Channel (5 745 MHz)**

Frequency	Pol.	Reading	Ant. Factor	Amp.+Cable	DCF	Result	Limit	Margin
(MHz)	(V/H)	(dB( $\mu$ V))	(dB)	(dB)	(dB)	(dB( $\mu$ V/m))	(dB( $\mu$ V/m))	(dB)
<b>Peak data</b>								
5 722.44	H	47.20	35.07	-25.88	-	56.39	116.36	59.97
11 483.45 <sup>1)</sup>	V	62.14	37.99	-49.73	-	50.40	74.00	23.60
16 532.31	V	56.21	41.53	-45.26	-	52.48	68.20	15.72
<b>Average Data</b>								
No spurious emissions were detected within 20 dB of the limit.								

**Middle Channel (5 785 MHz)**

Frequency	Pol.	Reading	Ant. Factor	Amp.+Cable	DCF	Result	Limit	Margin
(MHz)	(V/H)	(dB( $\mu$ V))	(dB)	(dB)	(dB)	(dB( $\mu$ V/m))	(dB( $\mu$ V/m))	(dB)
<b>Peak data</b>								
11 570.06 <sup>1)</sup>	H	58.70	38.08	-49.78	-	47.00	74.00	27.00
16 720.63	H	56.67	41.72	-45.95	-	52.44	68.20	15.76
<b>Average Data</b>								
No spurious emissions were detected within 20 dB of the limit.								

**Highest Channel (5 825 MHz)**

Frequency	Pol.	Reading	Ant. Factor	Amp.+Cable	DCF	Result	Limit	Margin
(MHz)	(V/H)	(dB( $\mu$ V))	(dB)	(dB)	(dB)	(dB( $\mu$ V/m))	(dB( $\mu$ V/m))	(dB)
<b>Peak data</b>								
5 852.38	H	42.61	35.22	-26.67	-	51.16	116.79	65.63
11 645.53 <sup>1)</sup>	V	62.49	38.17	-49.92	-	50.74	74.00	23.26
16 710.92	H	56.38	41.71	-45.91	-	52.18	68.20	16.02
<b>Average Data</b>								
No spurious emissions were detected within 20 dB of the limit.								

**802.11a UNII-3 2TX MIIMO****Lowest Channel (5 745 MHz)**

Frequency	Pol.	Reading	Ant. Factor	Amp.+Cable	DCF	Result	Limit	Margin
(MHz)	(V/H)	(dB( $\mu$ V))	(dB)	(dB)	(dB)	(dB( $\mu$ V/m))	(dB( $\mu$ V/m))	(dB)
<b>Peak data</b>								
5 720.72	H	47.55	35.06	-25.86	-	56.75	112.44	55.69
11 479.86 <sup>1)</sup>	V	62.26	37.99	-49.75	-	50.50	74.00	23.50
16 783.88	H	56.73	41.78	-46.18	-	52.33	68.20	15.87
<b>Average Data</b>								
No spurious emissions were detected within 20 dB of the limit.								

**Middle Channel (5 785 MHz)**

Frequency	Pol.	Reading	Ant. Factor	Amp.+Cable	DCF	Result	Limit	Margin
(MHz)	(V/H)	(dB( $\mu$ V))	(dB)	(dB)	(dB)	(dB( $\mu$ V/m))	(dB( $\mu$ V/m))	(dB)
<b>Peak data</b>								
11 579.05 <sup>1)</sup>	V	59.08	38.09	-49.80	-	47.37	74.00	26.63
16 543.45	H	55.93	41.54	-45.30	-	52.17	68.20	16.03
<b>Average Data</b>								
No spurious emissions were detected within 20 dB of the limit.								

**Highest Channel (5 825 MHz)**

Frequency	Pol.	Reading	Ant. Factor	Amp.+Cable	DCF	Result	Limit	Margin
(MHz)	(V/H)	(dB( $\mu$ V))	(dB)	(dB)	(dB)	(dB( $\mu$ V/m))	(dB( $\mu$ V/m))	(dB)
<b>Peak data</b>								
5 853.58	V	44.84	35.22	-26.66	-	53.40	114.04	60.64
11 653.80 <sup>1)</sup>	V	60.88	38.18	-49.93	-	49.13	74.00	24.87
16 538.78	H	56.33	41.54	-45.28	-	52.59	68.20	15.61
<b>Average Data</b>								
No spurious emissions were detected within 20 dB of the limit.								



**802.11n HT20 UNII-3 ANT1****Lowest Channel (5 745 MHz)**

Frequency	Pol.	Reading	Ant. Factor	Amp.+Cable	DCF	Result	Limit	Margin
(MHz)	(V/H)	(dB( $\mu$ V))	(dB)	(dB)	(dB)	(dB( $\mu$ V/m))	(dB( $\mu$ V/m))	(dB)
<b>Peak data</b>								
5 723.30	V	45.43	35.07	-25.89	-	54.61	118.32	63.71
11 492.08 <sup>1)</sup>	V	61.89	38.00	-49.70	-	50.19	74.00	23.81
16 590.17	V	55.98	41.59	-45.47	-	52.10	68.20	16.10
<b>Average Data</b>								
No spurious emissions were detected within 20 dB of the limit.								

**Middle Channel (5 785 MHz)**

Frequency	Pol.	Reading	Ant. Factor	Amp.+Cable	DCF	Result	Limit	Margin
(MHz)	(V/H)	(dB( $\mu$ V))	(dB)	(dB)	(dB)	(dB( $\mu$ V/m))	(dB( $\mu$ V/m))	(dB)
<b>Peak data</b>								
11 569.34 <sup>1)</sup>	V	59.45	38.08	-49.78	-	47.75	74.00	26.25
16 525.84	V	55.69	41.53	-45.23	-	51.99	68.20	16.21
<b>Average Data</b>								
No spurious emissions were detected within 20 dB of the limit.								

**Highest Channel (5 825 MHz)**

Frequency	Pol.	Reading	Amp. + Cable	Antenna Factor	DCF	Result	Limit	Margin
(MHz)	(V/H)	(dB( $\mu$ V))	(dB)	(dB)	(dB)	(dB( $\mu$ V/m))	(dB( $\mu$ V/m))	(dB)
<b>Peak data</b>								
5 851.34	V	41.60	35.22	-26.67	-	50.15	119.14	68.99
11 648.05 <sup>1)</sup>	V	58.87	38.18	-49.92	-	47.13	74.00	26.87
16 533.03	H	55.91	41.53	-45.26	-	52.18	68.20	16.02
<b>Average Data</b>								
No spurious emissions were detected within 20 dB of the limit.								

**802.11n HT20 UNII-3 ANT2****Lowest Channel (5 745 MHz)**

Frequency	Pol.	Reading	Ant. Factor	Amp.+Cable	DCF	Result	Limit	Margin
(MHz)	(V/H)	(dB( $\mu$ V))	(dB)	(dB)	(dB)	(dB( $\mu$ V/m))	(dB( $\mu$ V/m))	(dB)
<b>Peak data</b>								
5 723.30	H	47.96	35.07	-25.89	-	57.14	118.32	61.18
11 497.47 <sup>1)</sup>	V	61.45	38.00	-49.67	-	49.78	74.00	24.22
16 382.09	H	56.66	41.76	-45.87	-	52.55	68.20	15.65
<b>Average Data</b>								
No spurious emissions were detected within 20 dB of the limit.								

**Middle Channel (5 785 MHz)**

Frequency	Pol.	Reading	Ant. Factor	Amp.+Cable	DCF	Result	Limit	Margin
(MHz)	(V/H)	(dB( $\mu$ V))	(dB)	(dB)	(dB)	(dB( $\mu$ V/m))	(dB( $\mu$ V/m))	(dB)
<b>Peak data</b>								
11 574.73 <sup>1)</sup>	V	59.61	38.09	-49.79	-	47.91	74.00	26.09
16 560.34	H	56.48	41.56	-45.36	-	52.68	68.20	15.52
<b>Average Data</b>								
No spurious emissions were detected within 20 dB of the limit.								

**Highest Channel (5 825 MHz)**

Frequency	Pol.	Reading	Amp. + Cable	Antenna Factor	DCF	Result	Limit	Margin
(MHz)	(V/H)	(dB( $\mu$ V))	(dB)	(dB)	(dB)	(dB( $\mu$ V/m))	(dB( $\mu$ V/m))	(dB)
<b>Peak data</b>								
5 851.00	H	43.33	35.22	-26.67	-	51.88	119.92	68.04
11 640.86 <sup>1)</sup>	V	59.29	38.17	-49.91	-	47.55	74.00	26.45
16 537.70	V	57.11	41.54	-45.28	-	53.37	68.20	14.83
<b>Average Data</b>								
No spurious emissions were detected within 20 dB of the limit.								

**802.11n HT20 UNII-3 2TX MIMO****Lowest Channel (5 745 MHz)**

Frequency	Pol.	Reading	Ant. Factor	Amp.+Cable	DCF	Result	Limit	Margin
(MHz)	(V/H)	(dB( $\mu V$ ))	(dB)	(dB)	(dB)	(dB( $\mu V/m$ ))	(dB( $\mu V/m$ ))	(dB)
<b>Peak data</b>								
5 724.16	H	50.76	35.07	-25.91	-	59.92	120.28	60.36
11 484.89 <sup>1)</sup>	V	62.01	37.99	-49.73	-	50.27	74.00	23.73
16 558.55	V	56.25	41.56	-45.35	-	52.46	68.20	15.74
<b>Average Data</b>								
No spurious emissions were detected within 20 dB of the limit.								

**Middle Channel (5 785 MHz)**

Frequency	Pol.	Reading	Ant. Factor	Amp.+Cable	DCF	Result	Limit	Margin
(MHz)	(V/H)	(dB( $\mu V$ ))	(dB)	(dB)	(dB)	(dB( $\mu V/m$ ))	(dB( $\mu V/m$ ))	(dB)
<b>Peak data</b>								
11 591.98 <sup>1)</sup>	V	59.73	38.11	-49.82	-	48.02	74.00	25.98
16 547.41	V	56.71	41.55	-45.31	-	52.95	68.20	15.25
<b>Average Data</b>								
No spurious emissions were detected within 20 dB of the limit.								

**Highest Channel (5 825 MHz)**

Frequency	Pol.	Reading	Amp. + Cable	Antenna Factor	DCF	Result	Limit	Margin
(MHz)	(V/H)	(dB( $\mu V$ ))	(dB)	(dB)	(dB)	(dB( $\mu V/m$ ))	(dB( $\mu V/m$ ))	(dB)
<b>Peak data</b>								
5 851.00	V	43.04	35.22	-26.67	-	51.59	119.92	68.33
11 654.88 <sup>1)</sup>	V	59.66	38.19	-49.93	-	47.92	74.00	26.08
16 547.41	V	56.28	41.55	-45.31	-	52.52	68.20	15.68
<b>Average Data</b>								
No spurious emissions were detected within 20 dB of the limit.								

**802.11n HT40 UNII-3 ANT1****Lowest Channel (5 755 MHz)**

Frequency	Pol.	Reading	Ant. Factor	Amp.+Cable	DCF	Result	Limit	Margin
(MHz)	(V/H)	(dB( $\mu$ V))	(dB)	(dB)	(dB)	(dB( $\mu$ V/m))	(dB( $\mu$ V/m))	(dB)
<b>Peak data</b>								
5 724.67	V	52.21	35.07	-25.91	-	61.37	121.45	60.09
11 485.25 <sup>1)</sup>	V	58.96	37.99	-49.73	-	47.22	74.00	26.78
16 547.77	H	56.46	41.55	-45.31	-	52.70	68.20	15.50
<b>Average Data</b>								
No spurious emissions were detected within 20 dB of the limit.								

**Highest Channel (5 795 MHz)**

Frequency	Pol.	Reading	Ant. Factor	Amp.+Cable	DCF	Result	Limit	Margin
(MHz)	(V/H)	(dB( $\mu$ V))	(dB)	(dB)	(dB)	(dB( $\mu$ V/m))	(dB( $\mu$ V/m))	(dB)
<b>Peak data</b>								
5 851.34	V	40.80	35.22	-26.67	-	49.35	119.14	69.79
11 590.19 <sup>1)</sup>	V	59.09	38.11	-49.82	-	47.38	74.00	26.62
16 766.63	V	57.01	41.77	-46.12	-	52.66	68.20	15.54
<b>Average Data</b>								
No spurious emissions were detected within 20 dB of the limit.								

**802.11n HT40 UNII-3 ANT2****Lowest Channel (5 755 MHz)**

Frequency	Pol.	Reading	Ant. Factor	Amp.+Cable	DCF	Result	Limit	Margin
(MHz)	(V/H)	(dB( $\mu$ V))	(dB)	(dB)	(dB)	(dB( $\mu$ V/m))	(dB( $\mu$ V/m))	(dB)
<b>Peak data</b>								
5 722.09	H	52.09	35.07	-25.88	-	61.28	115.57	54.29
11 510.41 <sup>1)</sup>	V	58.44	38.01	-49.68	-	46.77	74.00	27.23
16 535.55	H	56.47	41.54	-45.27	-	52.74	68.20	15.46
<b>Average Data</b>								
No spurious emissions were detected within 20 dB of the limit.								

**Highest Channel (5 795 MHz)**

Frequency	Pol.	Reading	Ant. Factor	Amp.+Cable	DCF	Result	Limit	Margin
(MHz)	(V/H)	(dB( $\mu$ V))	(dB)	(dB)	(dB)	(dB( $\mu$ V/m))	(dB( $\mu$ V/m))	(dB)
<b>Peak data</b>								
5 850.14	H	40.37	35.22	-26.68	-	48.91	121.88	72.97
11 607.80 <sup>1)</sup>	V	58.84	38.13	-49.85	-	47.12	74.00	26.88
16 745.42	H	57.21	41.75	-46.04	-	52.92	68.20	15.28
<b>Average Data</b>								
No spurious emissions were detected within 20 dB of the limit.								

**802.11n HT40 UNII-3 2TX MIMO****Lowest Channel (5 755 MHz)**

Frequency	Pol.	Reading	Ant. Factor	Amp.+Cable	DCF	Result	Limit	Margin
(MHz)	(V/H)	(dB( $\mu V$ ))	(dB)	(dB)	(dB)	(dB( $\mu V/m$ ))	(dB( $\mu V/m$ ))	(dB)
<b>Peak data</b>								
5 721.75	H	54.85	35.07	-25.87	-	64.05	114.79	50.74
11 503.94 <sup>1)</sup>	V	57.25	38.00	-49.67	-	45.58	74.00	28.42
16 581.91	H	56.73	41.58	-45.44	-	52.87	68.20	15.33
<b>Average Data</b>								
No spurious emissions were detected within 20 dB of the limit.								

**Highest Channel (5 795 MHz)**

Frequency	Pol.	Reading	Ant. Factor	Amp.+Cable	DCF	Result	Limit	Margin
(MHz)	(V/H)	(dB( $\mu V$ ))	(dB)	(dB)	(dB)	(dB( $\mu V/m$ ))	(dB( $\mu V/m$ ))	(dB)
<b>Peak data</b>								
5 853.23	V	40.31	35.22	-26.66	-	48.87	114.83	65.96
11 589.83 <sup>1)</sup>	V	58.59	38.11	-49.82	-	46.88	74.00	27.12
16 549.56	H	56.76	41.55	-45.32	-	52.99	68.20	15.21
<b>Average Data</b>								
No spurious emissions were detected within 20 dB of the limit.								

**802.11ac VHT20 UNII-3 ANT1****Lowest Channel (5 745 MHz)**

Frequency	Pol.	Reading	Ant. Factor	Amp.+Cable	DCF	Result	Limit	Margin
(MHz)	(V/H)	(dB( $\mu$ V))	(dB)	(dB)	(dB)	(dB( $\mu$ V/m))	(dB( $\mu$ V/m))	(dB)
<b>Peak data</b>								
5 724.16	V	48.88	35.07	-25.91	-	58.04	120.28	62.24
11 482.38 <sup>1)</sup>	V	62.07	37.99	-49.74	-	50.32	74.00	23.68
16 561.42	V	56.34	41.56	-45.36	-	52.54	68.20	15.66
<b>Average Data</b>								
No spurious emissions were detected within 20 dB of the limit.								

**Middle Channel (5 785 MHz)**

Frequency	Pol.	Reading	Ant. Factor	Amp.+Cable	DCF	Result	Limit	Margin
(MHz)	(V/H)	(dB( $\mu$ V))	(dB)	(dB)	(dB)	(dB( $\mu$ V/m))	(dB( $\mu$ V/m))	(dB)
<b>Peak data</b>								
11 570.42 <sup>1)</sup>	V	59.44	38.08	-49.78	-	47.74	74.00	26.26
16 569.33	H	57.02	41.57	-45.39	-	53.20	68.20	15.00
<b>Average Data</b>								
No spurious emissions were detected within 20 dB of the limit.								

**Highest Channel (5 825 MHz)**

Frequency	Pol.	Reading	Amp. + Cable	Antenna Factor	DCF	Result	Limit	Margin
(MHz)	(V/H)	(dB( $\mu$ V))	(dB)	(dB)	(dB)	(dB( $\mu$ V/m))	(dB( $\mu$ V/m))	(dB)
<b>Peak data</b>								
5 851.00	V	42.42	35.22	-26.67	-	50.97	119.92	68.95
11 641.22 <sup>1)</sup>	V	59.34	38.17	-49.91	-	47.60	74.00	26.40
16 728.17	H	57.26	41.73	-45.98	-	53.01	68.20	15.19
<b>Average Data</b>								
No spurious emissions were detected within 20 dB of the limit.								

**802.11ac VHT20 UNII-3 ANT2****Lowest Channel (5 745 MHz)**

Frequency	Pol.	Reading	Ant. Factor	Amp.+Cable	DCF	Result	Limit	Margin
(MHz)	(V/H)	(dB( $\mu$ V))	(dB)	(dB)	(dB)	(dB( $\mu$ V/m))	(dB( $\mu$ V/m))	(dB)
<b>Peak data</b>								
5 724.33	H	54.58	35.07	-25.91	-	63.74	120.67	56.93
11 484.17 <sup>1)</sup>	V	59.85	37.99	-49.73	-	48.11	74.00	25.89
16 563.94	H	56.70	41.56	-45.37	-	52.89	68.20	15.31
<b>Average Data</b>								
No spurious emissions were detected within 20 dB of the limit.								

**Middle Channel (5 785 MHz)**

Frequency	Pol.	Reading	Ant. Factor	Amp.+Cable	DCF	Result	Limit	Margin
(MHz)	(V/H)	(dB( $\mu$ V))	(dB)	(dB)	(dB)	(dB( $\mu$ V/m))	(dB( $\mu$ V/m))	(dB)
<b>Peak data</b>								
11 573.66 <sup>1)</sup>	V	58.82	38.09	-49.79	-	47.12	74.00	26.88
16 777.41	H	57.76	41.78	-46.16	-	53.38	68.20	14.82
<b>Average Data</b>								
No spurious emissions were detected within 20 dB of the limit.								

**Highest Channel (5 825 MHz)**

Frequency	Pol.	Reading	Amp. + Cable	Antenna Factor	DCF	Result	Limit	Margin
(MHz)	(V/H)	(dB( $\mu$ V))	(dB)	(dB)	(dB)	(dB( $\mu$ V/m))	(dB( $\mu$ V/m))	(dB)
<b>Peak data</b>								
5 850.14	H	46.72	35.22	-26.68	-	55.26	121.88	66.62
11 652.36 <sup>1)</sup>	V	60.69	38.18	-49.93	-	48.94	74.00	25.06
16 758.36	H	57.56	41.76	-46.09	-	53.23	68.20	14.97
<b>Average Data</b>								
No spurious emissions were detected within 20 dB of the limit.								



**802.11ac VHT20 UNII-3 2TX MIMO****Lowest Channel (5 745 MHz)**

Frequency	Pol.	Reading	Ant. Factor	Amp.+Cable	DCF	Result	Limit	Margin
(MHz)	(V/H)	(dB( $\mu$ V))	(dB)	(dB)	(dB)	(dB( $\mu$ V/m))	(dB( $\mu$ V/m))	(dB)
<b>Peak data</b>								
5 724.67	H	58.44	35.07	-25.91	-	67.60	121.45	53.85
11 488.84 <sup>1)</sup>	V	61.40	37.99	-49.71	-	49.68	74.00	24.32
16 369.52	V	56.78	41.74	-45.95	-	52.57	68.20	15.63
<b>Average Data</b>								
No spurious emissions were detected within 20 dB of the limit.								

**Middle Channel (5 785 MHz)**

Frequency	Pol.	Reading	Ant. Factor	Amp.+Cable	DCF	Result	Limit	Margin
(MHz)	(V/H)	(dB( $\mu$ V))	(dB)	(dB)	(dB)	(dB( $\mu$ V/m))	(dB( $\mu$ V/m))	(dB)
<b>Peak data</b>								
11 579.41 <sup>1)</sup>	V	60.80	38.10	-49.80	-	49.10	74.00	24.90
16 738.23	H	56.92	41.74	-46.01	-	52.65	68.20	15.55
<b>Average Data</b>								
No spurious emissions were detected within 20 dB of the limit.								

**Highest Channel (5 825 MHz)**

Frequency	Pol.	Reading	Amp. + Cable	Antenna Factor	DCF	Result	Limit	Margin
(MHz)	(V/H)	(dB( $\mu$ V))	(dB)	(dB)	(dB)	(dB( $\mu$ V/m))	(dB( $\mu$ V/m))	(dB)
<b>Peak data</b>								
5 853.23	H	43.59	35.22	-26.66	-	52.15	114.83	62.68
11 648.05 <sup>1)</sup>	V	59.65	38.18	-49.92	-	47.91	74.00	26.09
16 570.41	H	56.22	41.57	-45.40	-	52.39	68.20	15.81
<b>Average Data</b>								
No spurious emissions were detected within 20 dB of the limit.								

**802.11ac VHT40 UNII-3 ANT1****Lowest Channel (5 755 MHz)**

Frequency	Pol.	Reading	Ant. Factor	Amp.+Cable	DCF	Result	Limit	Margin
(MHz)	(V/H)	(dB( $\mu$ V))	(dB)	(dB)	(dB)	(dB( $\mu$ V/m))	(dB( $\mu$ V/m))	(dB)
<b>Peak data</b>								
5 723.47	V	41.75	35.07	-25.90	-	50.92	118.71	67.79
11 502.86 <sup>1)</sup>	V	58.93	38.00	-49.66	-	47.27	74.00	26.73
16 531.23	H	55.71	41.53	-45.25	-	51.99	68.20	16.21
<b>Average Data</b>								
No spurious emissions were detected within 20 dB of the limit.								

**Highest Channel (5 795 MHz)**

Frequency	Pol.	Reading	Ant. Factor	Amp.+Cable	DCF	Result	Limit	Margin
(MHz)	(V/H)	(dB( $\mu$ V))	(dB)	(dB)	(dB)	(dB( $\mu$ V/m))	(dB( $\mu$ V/m))	(dB)
<b>Peak data</b>								
5 851.86	V	39.86	35.22	-26.67	-	48.41	118.96	70.55
11 594.86 <sup>1)</sup>	V	59.50	38.11	-49.83	-	47.78	74.00	26.22
16 590.89	H	55.45	41.59	-45.47	-	51.57	68.20	16.63
<b>Average Data</b>								
No spurious emissions were detected within 20 dB of the limit.								

**802.11ac VHT40 UNII-3 ANT2****Lowest Channel (5 755 MHz)**

Frequency	Pol.	Reading	Ant. Factor	Amp.+Cable	DCF	Result	Limit	Margin
(MHz)	(V/H)	(dB( $\mu$ V))	(dB)	(dB)	(dB)	(dB( $\mu$ V/m))	(dB( $\mu$ V/m))	(dB)
<b>Peak data</b>								
5 720.20	H	49.94	35.06	-25.85	-	59.15	111.26	52.11
11 508.25 <sup>1)</sup>	V	58.23	38.01	-49.67	-	46.57	74.00	27.43
16 559.27	H	56.18	41.56	-45.35	-	52.39	68.20	15.81
<b>Average Data</b>								
No spurious emissions were detected within 20 dB of the limit.								

**Highest Channel (5 795 MHz)**

Frequency	Pol.	Reading	Ant. Factor	Amp.+Cable	DCF	Result	Limit	Margin
(MHz)	(V/H)	(dB( $\mu$ V))	(dB)	(dB)	(dB)	(dB( $\mu$ V/m))	(dB( $\mu$ V/m))	(dB)
<b>Peak data</b>								
5 852.03	H	40.24	35.22	-26.67	-	48.79	117.57	68.78
11 611.39 <sup>1)</sup>	V	58.77	38.13	-49.86	-	47.04	74.00	26.96
16 764.11	V	56.85	41.76	-46.11	-	52.50	68.20	15.70
<b>Average Data</b>								
No spurious emissions were detected within 20 dB of the limit.								

**802.11ac VHT40 UNII-3 2TX MIMO****Lowest Channel (5 755 MHz)**

Frequency	Pol.	Reading	Ant. Factor	Amp.+Cable	DCF	Result	Limit	Margin
(MHz)	(V/H)	(dB( $\mu$ V))	(dB)	(dB)	(dB)	(dB( $\mu$ V/m))	(dB( $\mu$ V/m))	(dB)
<b>Peak data</b>								
5 722.44	H	52.00	35.07	-25.88	-	61.19	116.36	55.17
11 502.50 <sup>1)</sup>	V	58.93	38.00	-49.66	-	47.27	74.00	26.73
16 852.88	H	56.66	41.85	-46.43	-	52.08	68.20	16.12
<b>Average Data</b>								
No spurious emissions were detected within 20 dB of the limit.								

**Highest Channel (5 795 MHz)**

Frequency	Pol.	Reading	Ant. Factor	Amp.+Cable	DCF	Result	Limit	Margin
(MHz)	(V/H)	(dB( $\mu$ V))	(dB)	(dB)	(dB)	(dB( $\mu$ V/m))	(dB( $\mu$ V/m))	(dB)
<b>Peak data</b>								
5 852.38	V	40.67	35.22	-26.67	-	49.22	116.79	67.57
11 584.44 <sup>1)</sup>	V	59.04	38.10	-49.81	-	47.33	74.00	26.67
16 597.36	V	56.09	41.60	-45.49	-	52.20	68.20	16.00
<b>Average Data</b>								
No spurious emissions were detected within 20 dB of the limit.								

**802.11ac VHT80 UNII-3 ANT1****Lowest Channel (5 775 MHz)**

Frequency	Pol.	Reading	Ant. Factor	Amp.+Cable	DCF	Result	Limit	Margin
(MHz)	(V/H)	(dB( $\mu$ V))	(dB)	(dB)	(dB)	(dB( $\mu$ V/m))	(dB( $\mu$ V/m))	(dB)
<b>Peak data</b>								
5 720.38	V	41.51	35.06	-25.85	-	50.72	111.66	60.94
5 851.00	V	40.51	35.22	-26.67	-	49.06	119.92	70.86
11 583.72 <sup>1)</sup>	V	57.99	38.10	-49.81	-	46.28	74.00	27.72
16 538.78	V	56.18	41.54	-45.28	-	52.44	68.20	15.76
<b>Average Data</b>								
No spurious emissions were detected within 20 dB of the limit.								

**802.11ac VHT80 UNII-3 ANT2****Lowest Channel (5 775 MHz)**

Frequency	Pol.	Reading	Ant. Factor	Amp.+Cable	DCF	Result	Limit	Margin
(MHz)	(V/H)	(dB( $\mu$ V))	(dB)	(dB)	(dB)	(dB( $\mu$ V/m))	(dB( $\mu$ V/m))	(dB)
<b>Peak data</b>								
5 719.17	V	42.17	35.06	-25.83	-	51.40	110.57	59.17
5 856.33	H	41.23	35.23	-26.64	-	49.82	110.43	60.61
11 603.13 <sup>1)</sup>	H	58.87	38.12	-49.84	-	47.15	74.00	26.85
16 533.39	H	57.45	41.53	-45.26	-	53.72	68.20	14.48
<b>Average Data</b>								
No spurious emissions were detected within 20 dB of the limit.								

**802.11ac VHT80 UNII-3 2TX MIMO****Lowest Channel (5 775 MHz)**

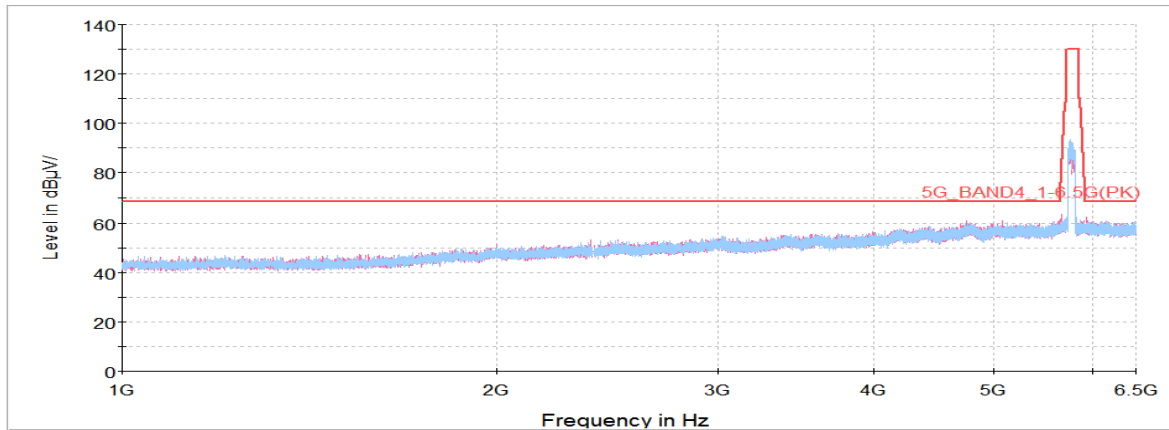
Frequency	Pol.	Reading	Ant. Factor	Amp.+Cable	DCF	Result	Limit	Margin
(MHz)	(V/H)	(dB( $\mu$ V))	(dB)	(dB)	(dB)	(dB( $\mu$ V/m))	(dB( $\mu$ V/m))	(dB)
<b>Peak data</b>								
5 719.52	H	44.83	35.06	-25.84	-	54.05	110.66	56.61
5 851.34	V	40.63	35.22	-26.67	-	49.18	119.14	69.96
11 581.56 <sup>1)</sup>	H	57.62	38.10	-49.80	-	45.92	74.00	28.08
16 769.14	V	56.68	41.77	-46.13	-	52.32	68.20	15.88
<b>Average Data</b>								
No spurious emissions were detected within 20 dB of the limit.								

**Plot of Harmonics and Spurious Emissions**

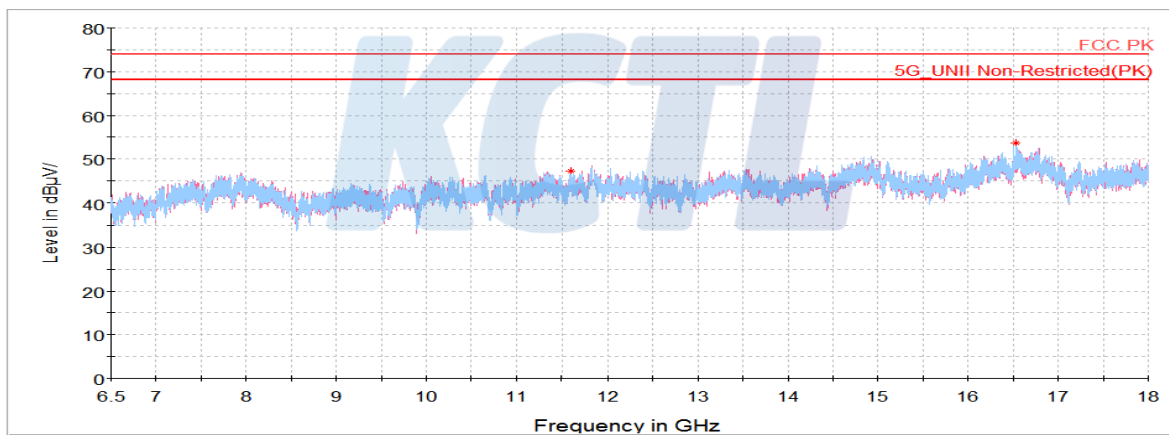
In order to simplify the report, attached plots were only the lowest margin condition

**802.11ac VHT 80\_UNII-3\_ANT2\_Highest Channel (5 775 MHz)**

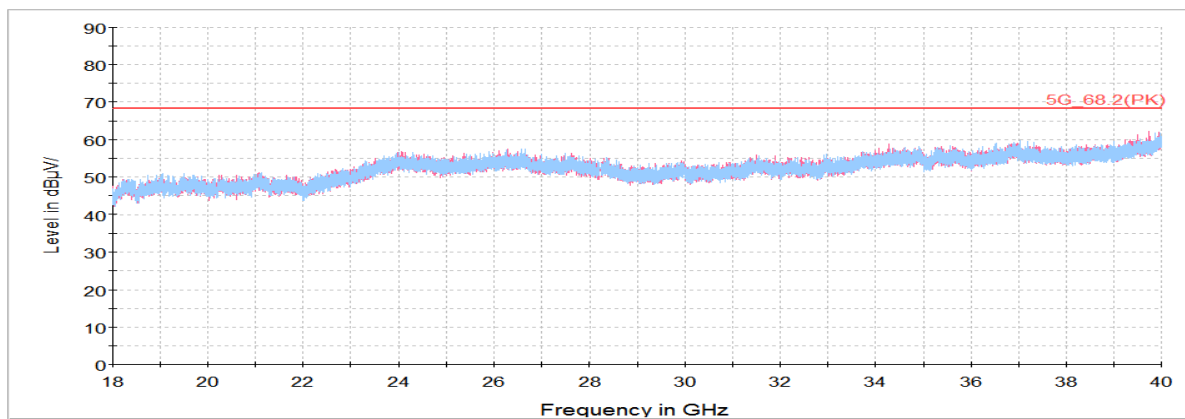
**Horizontal/Vertical for 1 GHz ~ 6.5 GHz**



**Horizontal/Vertical for 6.5 GHz ~ 18 GHz**

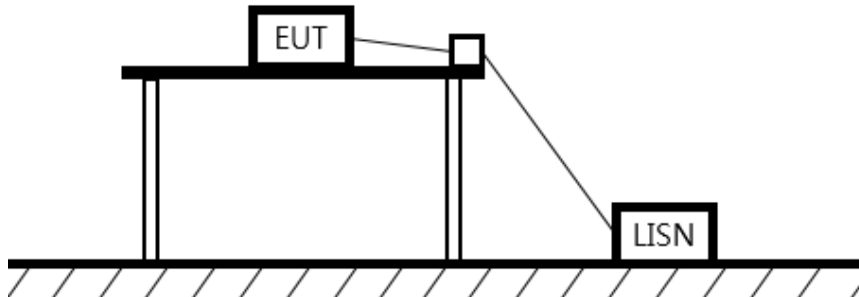


**Horizontal/Vertical for 18 GHz ~ 40 GHz**



## 8.7. AC Conducted emission

### Test setup



### Limit

#### §15.407

According to 15.207(a) and RSS-Gen (8.8), for an intentional radiator that is designed to be connected to the public utility (AC) power line, the radio frequency voltage that is conducted back onto the AC power line on any frequency or frequencies, within the band 150 kHz to 30 MHz, shall not exceed the limits in the following table, as measured using a 50uH/50 ohm line impedance stabilization network (LISN). Compliance with the provision of this paragraph shall be on the measurement of the radio frequency voltage between each power line and ground at the power terminal. The lower applies at the boundary between the frequencies ranges.

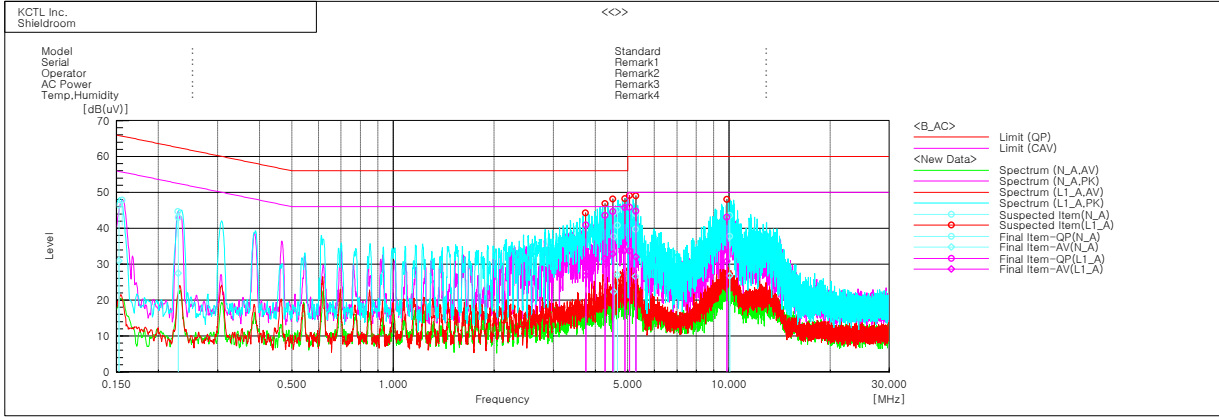
Frequency of Emission (MHz)	Conducted limit (dB $\mu$ V/m)	
	Quasi-peak	Average
0.15 – 0.50	66 - 56*	56 - 46*
0.50 – 5.00	56	46
5.00 – 30.0	60	50

### Measurement procedure

1. The EUT was placed on a wooden table of size, 1 m by 1.5 m, raised 80 cm in which is located 40 cm away from the vertical wall and 1.5m away from the side wall of the shielded room.
2. Each current-carrying conductor of the EUT power cord was individually connected through a 50 $\Omega$ /50 $\mu$ H LISN, which is an input transducer to a spectrum analyzer or an EMI/Field Intensity Meter, to the input power source.
3. Exploratory measurements were made to identify the frequency of the emission that had the highest amplitude relative to the limit by operating the EUT in a range of typical modes of operation, cable position, and with a typical system equipment configuration and arrangement. Based on the exploratory tests of the EUT, the one EUT cable configuration and arrangement and mode of operation that had produced the emission with the highest amplitude relative to the limit was selected for the final measurement.
4. The final test on all current-carrying conductors of all of the power cords to the equipment that comprises the EUT (but not the cords associated with other non-EUT equipment is the system) was then performed over the frequency range of 0.15 MHz to 30 MHz.
5. The measurements were made with the detector set to peak amplitude within a bandwidth of 10 kHz or to quasi-peak and average within a bandwidth of 9 kHz. The EUT was in transmitting mode during the measurements.

**Test results**

**Worst case: 802.11a 2TX MIMO / UNII-2A 5 280 MHz**



Final Result

--- N_A Phase ---										
No.	Frequency [MHz]	Reading QP [dB(uV)]	Reading CAV [dB(uV)]	c.f [dB]	Result QP [dB(uV)]	Result CAV [dB(uV)]	Limit QP [dB(uV)]	Limit AV [dB(uV)]	Margin QP [dB]	Margin CAV [dB]
1	0.15275	36.3	20.8	10.1	46.4	30.9	65.8	55.8	19.4	24.9
2	0.22934	32.9	17.4	10.0	42.9	27.4	62.5	52.5	19.6	25.1
3	4.54084	27.3	11.9	10.4	37.7	22.3	56.0	46.0	18.3	23.7
4	4.65721	30.4	16.6	10.4	40.8	27.0	56.0	46.0	15.2	19.0
5	5.26996	29.3	16.1	10.4	39.7	26.5	60.0	50.0	20.3	23.5
6	10.04665	27.1	16.1	10.6	37.7	26.7	60.0	50.0	22.3	23.3

--- L1_A Phase ---										
No.	Frequency [MHz]	Reading QP [dB(uV)]	Reading CAV [dB(uV)]	c.f [dB]	Result QP [dB(uV)]	Result CAV [dB(uV)]	Limit QP [dB(uV)]	Limit AV [dB(uV)]	Margin QP [dB]	Margin CAV [dB]
1	3.74533	30.5	16.4	10.4	40.9	26.8	56.0	46.0	15.1	19.2
2	4.27764	33.1	21.1	10.4	43.5	31.5	56.0	46.0	12.5	14.5
3	4.51109	34.3	22.3	10.4	44.7	32.7	56.0	46.0	11.3	13.3
4	4.89872	35.3	23.3	10.4	45.7	33.7	56.0	46.0	10.3	12.3
5	5.05071	35.4	23.3	10.4	45.8	33.7	60.0	50.0	14.2	16.3
6	5.28543	34.3	21.6	10.4	44.7	32.0	60.0	50.0	15.3	18.0
7	9.856	32.4	20.1	10.7	43.1	30.8	60.0	50.0	16.9	19.2



**9. Measurement equipment**

Equipment Name	Manufacturer	Model No.	Serial No.	Next Cal. Date
Spectrum Analyzer	R&S	FSV30	100806	21.07.29*
Attenuator	Weinschel ENGINEERING	56-10	51395	21.01.22
Signal Generator	R&S	SMB100A	176206	21.01.21
Vector Signal Generator	R&S	SMBV100A	257566	21.07.13
DC Power Supply	AGILENT	E3632A	MY40001543	21.05.11
Power Sensor	R&S	NRP-Z81	1137.9009.02- 106224-tg	21.05.25
Attenuator	R&S	DNF Dämpfungsglied 10 dB in N-50 Ohm	31210	21.05.11
Spectrum Analyzer	R&S	FSV40	100989	21.01.03
EMI TEST RECEIVER	R&S	ESC17	100732	21.03.04
Bi-Log Antenna	SCHWARZBECK	VULB9168	583	22.04.23
Amplifier	SONOMA INSTRUMENT	310N	284608	21.08.20*
COAXIAL FIXED ATTENUATOR	Agilent	8491B-003	2708A18758	21.04.23
Horn antenna	ETS.lindgren	3117	155787	20.10.24
Horn antenna	ETS.lindgren	3116	00086632	21.02.17
Attenuator	API Inmet	40AH2W-10	12	21.05.12
Broadband PreAmplifier	SCHWARZBECK	BBV9718	216	21.07.28*
AMPLIFIER	L-3 Narda-MITEQ	AMF-7D-01001800 -22-10P	2031196	21.02.12
AMPLIFIER	L-3 Narda-MITEQ	JS44-18004000-33-8P	2000996	21.01.22
LOOP Antenna	R&S	HFH2-Z2	100355	22.08.21*
Antenna Mast	Innco Systems	MA4640-XP-ET	-	-
Turn Table	Innco Systems	DT2000	79	-
Antenna Mast	Innco Systems	MA4000-EP	303	-
Turn Table	Innco Systems	DT2000	79	-
High pass Filter	WT	WT-A1699-HS	WT160411002	21.05.11
TWO-LINE V - NETWORK	R&S	ENV216	101358	20.10.02
EMI TEST RECEIVER	R&S	ESCI	100001	21.08.20*

\* Tests related to this equipment were progressed after the calibration was completed.

**End of test report**