


## 12. SETUP PHOTOS


### ANTENNA PORT CONDUCTED RF MEASUREMENT SETUP




**X AXIS**




**Y AXIS**



**Z AXIS**



**RADIATED RF MEASUREMENT SETUP FOR PORTABLE CONFIGURATION**



**ENVIRONMENTAL CHAMBER PHOTO**



**END OF REPORT**