

ANNEX A_ Test Setup Photo

1. Revision History


Rev. No.	Issue Date	Description
0	March 05, 2019	First approval report

2. Test Setup Photo No.


No.	File No.
1	HCT-RF-1903-FI001-P
2	HCT-RF-1903-FI002-P
3	HCT-RF-1903-FI003-P
4	HCT-RF-1903-FI004-P
5	HCT-RF-1903-FI005-P
6	HCT-RF-1903-FI006-P


1. Radiated Test Setup Photo


1GHz under:


















1GHz above:
















2. Conducted Test Setup Photo



3. DFS Test Setup Photo



4. AC Power Line Conducted Test Setup Photo

